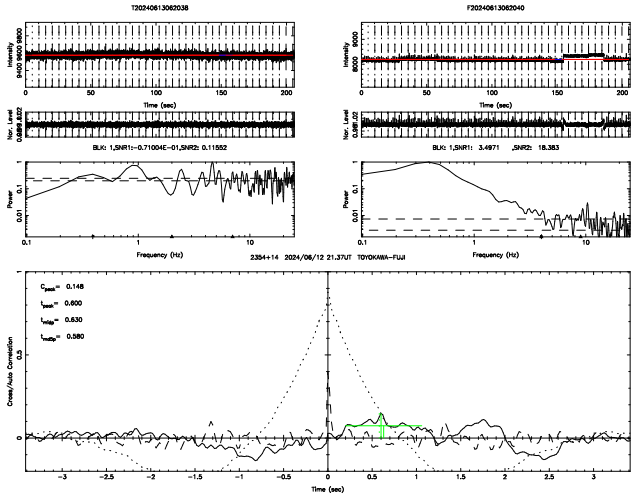
T20240613062038
F20240613062040
BLK: 1,SNR1:-0.71004E-01,SNR2: 0.11552
BLK: 1,SNR1: 3.4971 ,SNR2: 18.383
2354+14 2024/06/12 21.37UT TOYOKAWA-FUJI
C_{peak}= 0.148
t_{peak}= 0.600
t_{edge}= 0.630
t_{edge}= 0.580

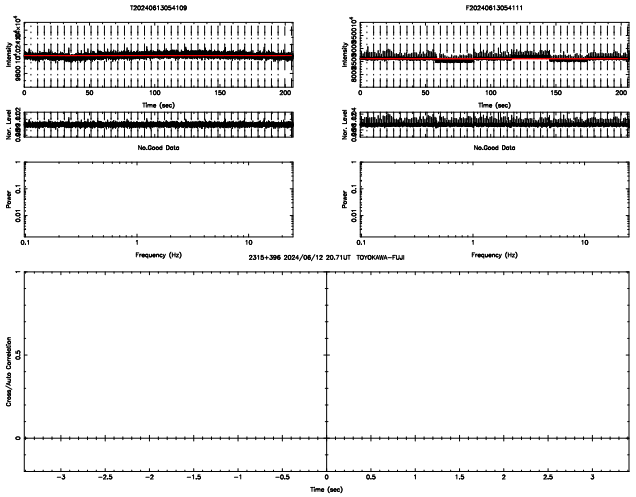
T20240613054109
F20240613054111
No.Good Data
No.Good Data
2315+396 2024/06/12 20.71UT TOYOKAWA-FUJI

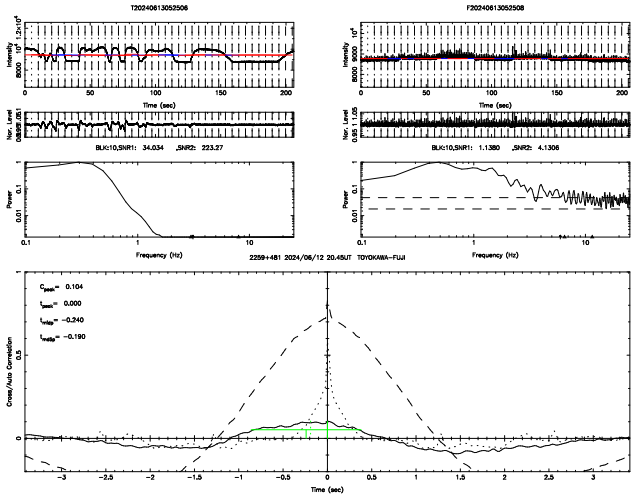
T20240613052506
F20240613052508
BLK:10,SNR1: 34.034 ,SNR2: 223.27
BLK:10,SNR1: 1.1380 ,SNR2: 4.1306
2259+481 2024/06/12 20.45UT TOYOKAWA-FUJI
C_{peak}= 0.104
t_{peak}= 0.000
t_{edge}= -0.240
t_{edge}= -0.190

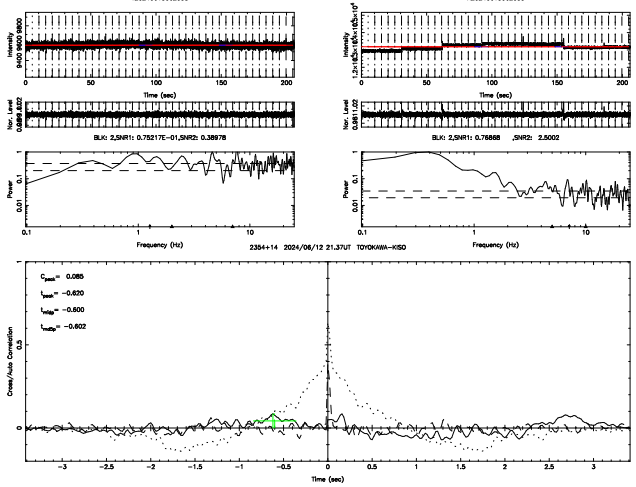
T20240613062038
K20240613062035
BLK: 2,SNR1: 0.75217E-01,SNR2: 0.38978
BLK: 2,SNR1: 0.76888 ,SNR2: 2.5002
2354+14 2024/06/12 21.37UT TOYOKAWA-KISO
C_{peak}= 0.085
t_{peak}= -0.620
t_{edge}= -0.600
t_{edge}= -0.602

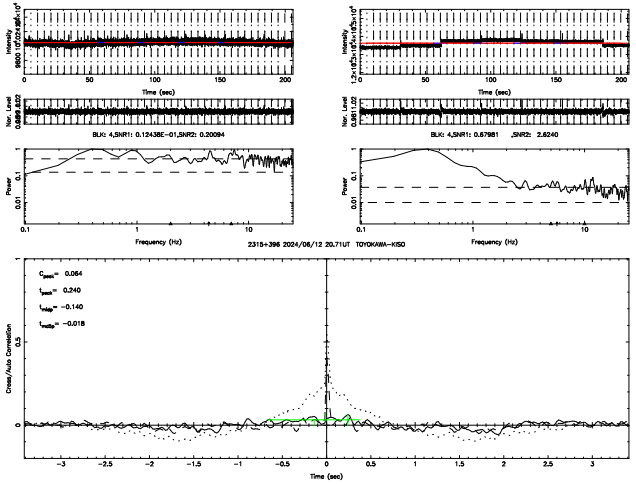
T20240613054109
K20240613054106
BLK: 4,SNR1: 0.12438E-01,SNR2: 0.20094
BLK: 4,SNR1: 0.67981 ,SNR2: 2.6240
2315+396 2024/06/12 20.71UT TOYOKAWA-KISO
C_{peak}= 0.064
t_{peak}= 0.240
t_{edge}= -0.140
t_{edge}= -0.018

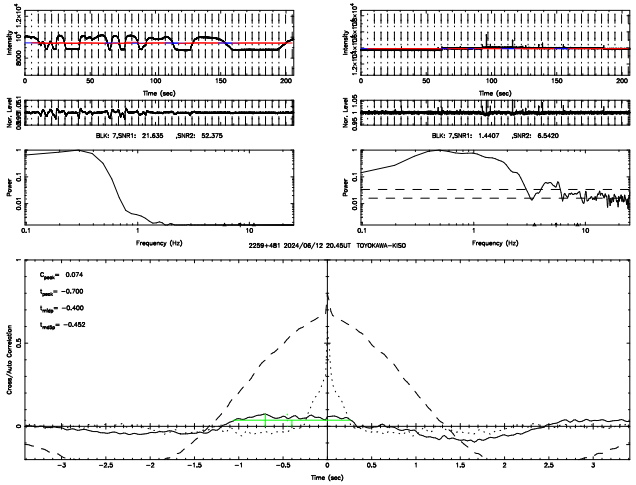
T20240613052506
K20240613052503
BLK: 7,SNR1: 21.635 ,SNR2: 52.375
BLK: 7,SNR1: 1.4407 ,SNR2: 6.5420
2259+481 2024/06/12 20.45UT TOYOKAWA-KISO
C_{peak}= 0.074
t_{peak}= -0.700
t_{edge}= -0.400
t_{edge}= -0.452

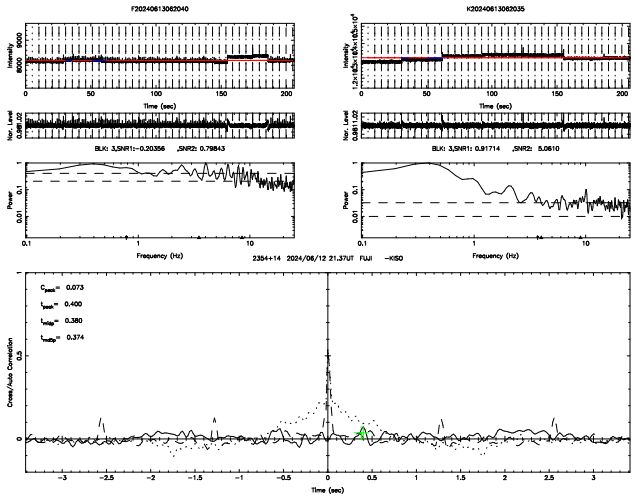
F20240613062040
K20240613062035
BLK: 3,SNR1:-0.20356 ,SNR2: 0.79843
BLK: 3,SNR1: 0.91714 ,SNR2: 5.0610
2354+14 2024/06/12 21.37UT FUJI -KISO
C_{peak}= 0.073
t_{peak}= 0.400
t_{edge}= 0.380
t_{edge}= 0.374

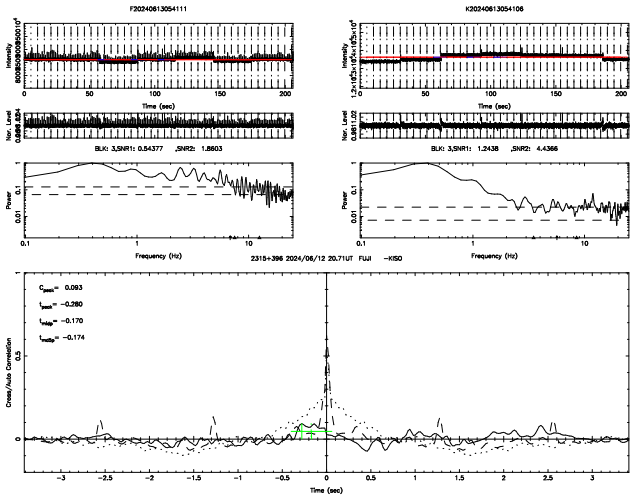
F20240613054111
K20240613054106
BLK: 3,SNR1: 0.54377 ,SNR2: 1.8603
BLK: 3,SNR1: 1.2438 ,SNR2: 4.4366
2315+396 2024/06/12 20.71UT FUJI -KISO
C_{peak}= 0.093
t_{peak}= -0.280
t_{edge}= -0.170
t_{edge}= -0.174

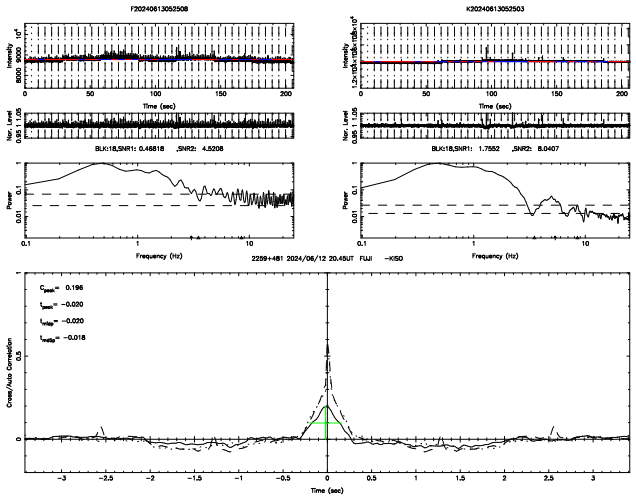
F20240613052508
K20240613052503
BLK:18,SNR1: 0.46818 ,SNR2: 4.5206
BLK:18,SNR1: 1.7552 ,SNR2: 8.0407
2259+481 2024/06/12 20.45UT FUJI -KISO
C_{peak}= 0.196
t_{peak}= -0.020
t_{edge}= -0.020
t_{edge}= -0.018

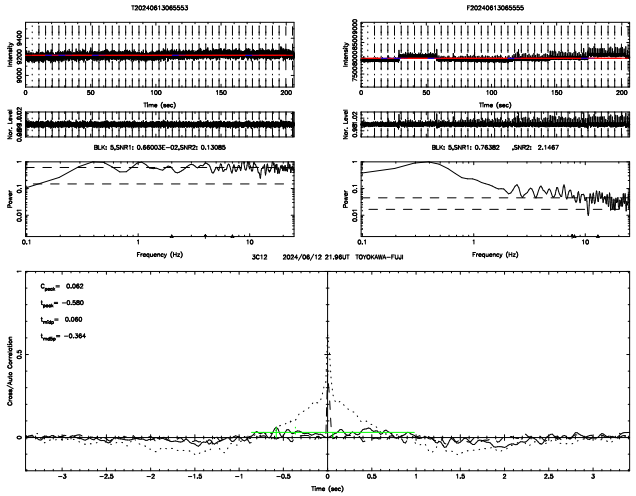
T20240613065553
F20240613065555
BLK: 5,SNR1: 0.66003E−02,SNR2: 0.13085
BLK: 5,SNR1: 0.76382 ,SNR2: 2.1467
3C12 2024/06/12 21.96UT TOYOKAWA−FUJI
C_{peak}= 0.062
t_{peak}= −0.580
t_{rise}= 0.060
t_{rise}= −0.364

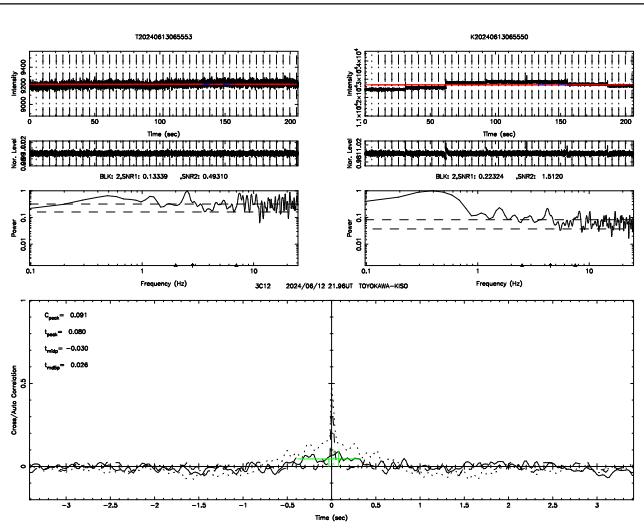
T20240613065553
K20240613065550
BLK: 2,SNR1: 0.13339 ,SNR2: 0.49310
BLK: 2,SNR1: 0.22324 ,SNR2: 1.5120
3C12 2024/06/12 21.96UT TOYOKAWA−KISO
C_{peak}= 0.091
t_{peak}= 0.080
t_{rise}= −0.030
t_{rise}= 0.026

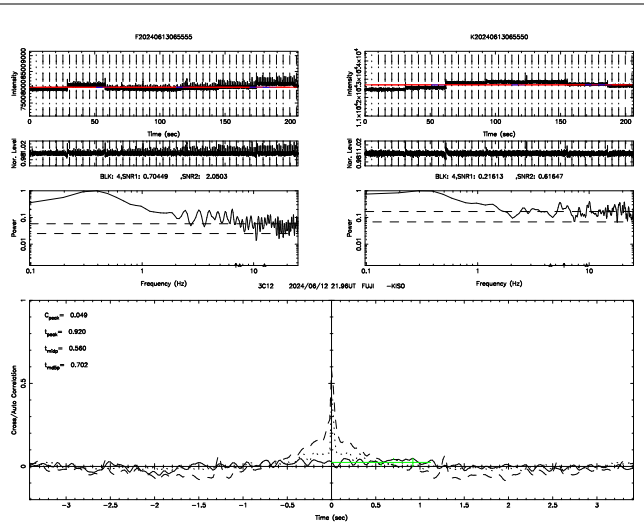
F20240613065555
K20240613065550
BLK: 4,SNR1: 0.70449 ,SNR2: 2.0503
BLK: 4,SNR1: 0.21613 ,SNR2: 0.61647
3C12 2024/06/12 21.96UT FUJI −KISO
C_{peak}= 0.049
t_{peak}= 0.920
t_{rise}= 0.560
t_{rise}= 0.702

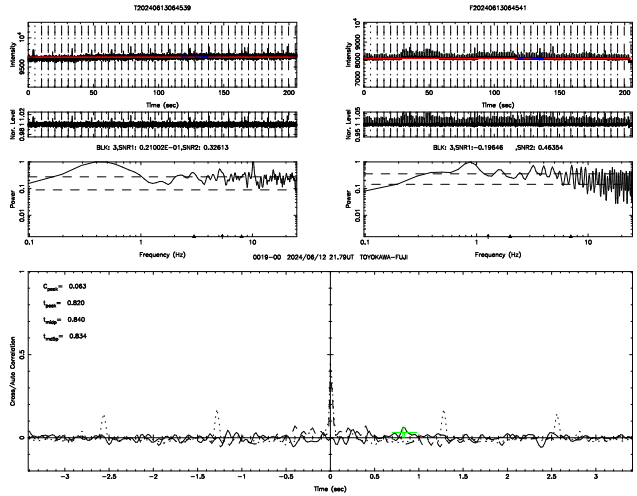
T20240613064539
F20240613064541
BLK: 3,SNR1: 0.21002E−01,SNR2: 0.32613
BLK: 3,SNR1:−0.19546 ,SNR2: 0.46354
0019−00 2024/06/12 21.79UT TOYOKAWA−FUJI
C_{peak}= 0.063
t_{peak}= 0.820
t_{rise}= 0.840
t_{rise}= 0.834

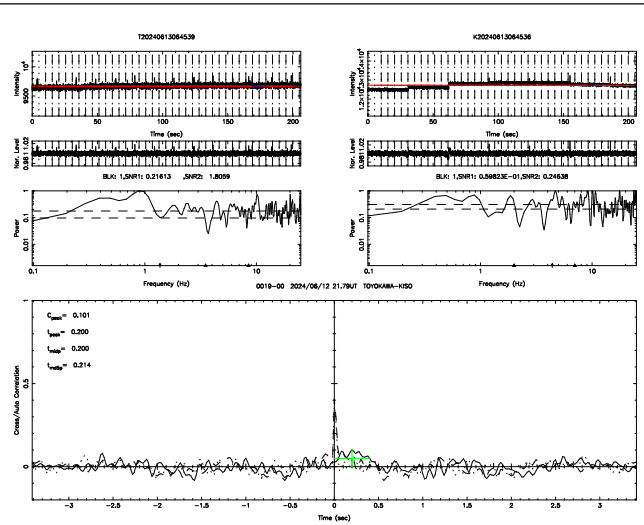
T20240613064539
K20240613064536
BLK: 1,SNR1: 0.21613 ,SNR2: 1.8059
BLK: 1,SNR1: 0.59823E−01,SNR2: 0.24638
0019−00 2024/06/12 21.79UT TOYOKAWA−KISO
C_{peak}= 0.101
t_{peak}= 0.200
t_{rise}= 0.200
t_{rise}= 0.214

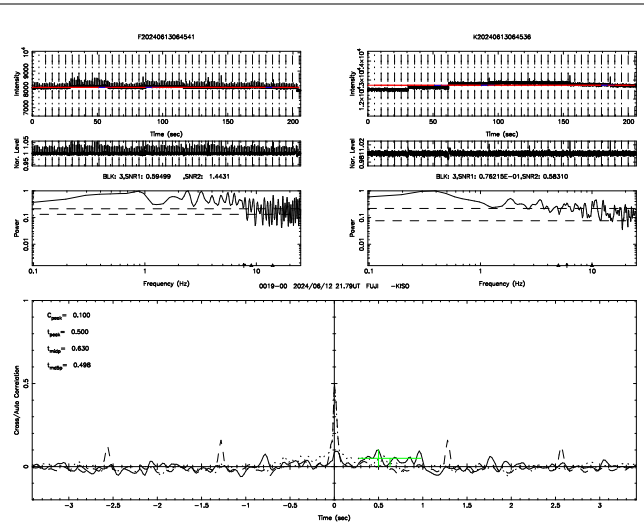
F20240613064541
K20240613064536
BLK: 3,SNR1: 0.59499 ,SNR2: 1.4431
BLK: 3,SNR1: 0.78215E−01,SNR2: 0.58310
0019−00 2024/06/12 21.79UT FUJI −KISO
C_{peak}= 0.100
t_{peak}= 0.500
t_{rise}= 0.630
t_{rise}= 0.496

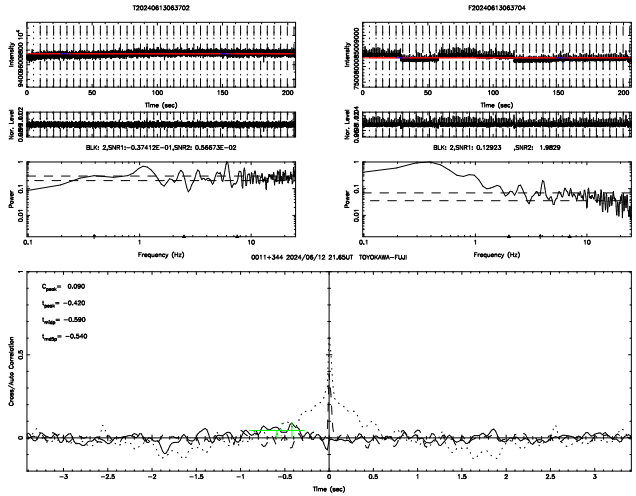
T20240613063702
F20240613063704
BLK: 2,SNR1:−0.37412E−01,SNR2: 0.56673E−02
BLK: 2,SNR1: 0.12923 ,SNR2: 1.9829
0011+344 2024/06/12 21.65UT TOYOKAWA−FUJI
C_{peak}= 0.090
t_{peak}= −0.420
t_{rise}= −0.590
t_{rise}= −0.540

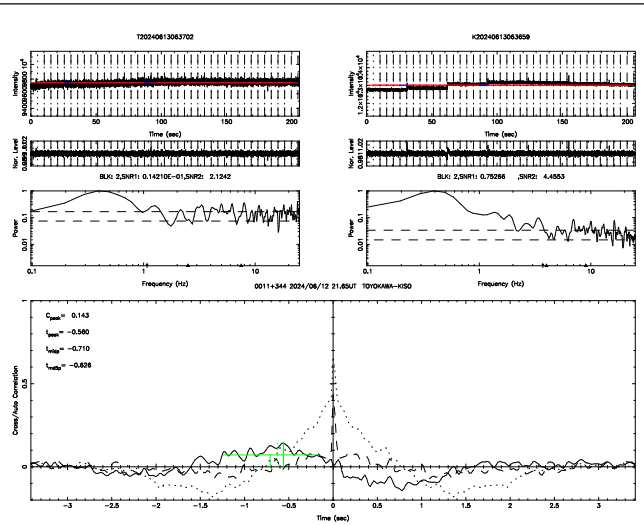
T20240613063702
K20240613063659
BLK: 2,SNR1: 0.14210E−01,SNR2: 2.1242
BLK: 2,SNR1: 0.75266 ,SNR2: 4.4553
0011+344 2024/06/12 21.65UT TOYOKAWA−KISO
C_{peak}= 0.143
t_{peak}= −0.560
t_{rise}= −0.710
t_{rise}= −0.626

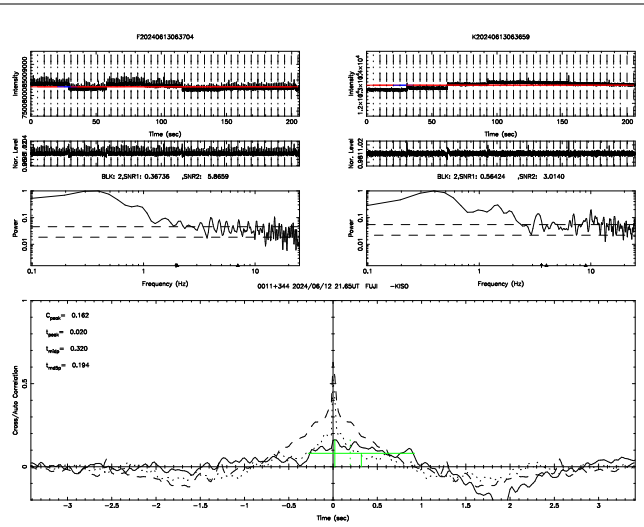
F20240613063704
K20240613063659
BLK: 2,SNR1: 0.36736 ,SNR2: 5.8659
BLK: 2,SNR1: 0.56424 ,SNR2: 3.0140
0011+344 2024/06/12 21.65UT FUJI −KISO
C_{peak}= 0.162
t_{peak}= 0.020
t_{rise}= 0.320
t_{rise}= 0.194

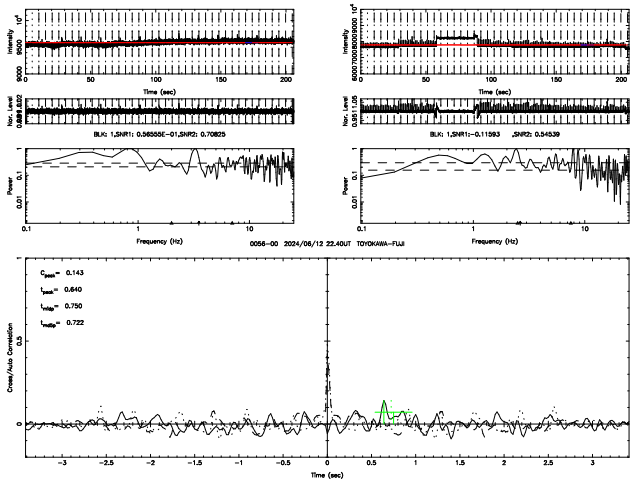
T20240613072215
F20240613072217
BLK: 1,SNR1: 0.56555E-01,SNR2: 0.70825
BLK: 1,SNR1:-0.11593 ,SNR2: 0.54539
0056-00 2024/06/12 22.40UT TOYOKAWA-FUJI
C_{peak}= 0.143
t_{peak}= 0.640
t_{rise}= 0.750
t_{rise}= 0.722

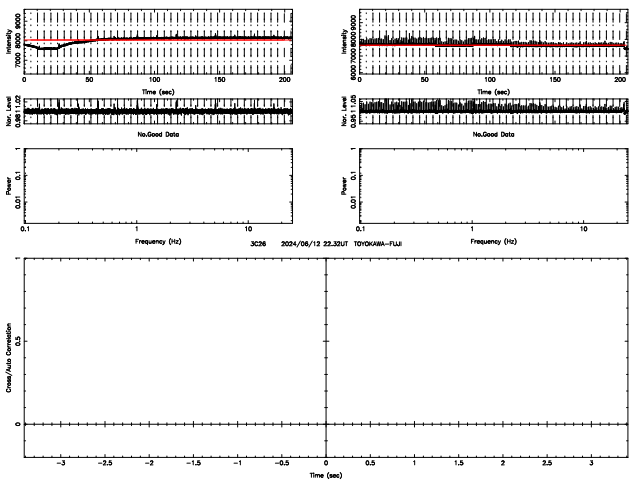
T20240613071716
F20240613071718
No.Good Data
No.Good Data
3C26 2024/06/12 22.32UT TOYOKAWA-FUJI

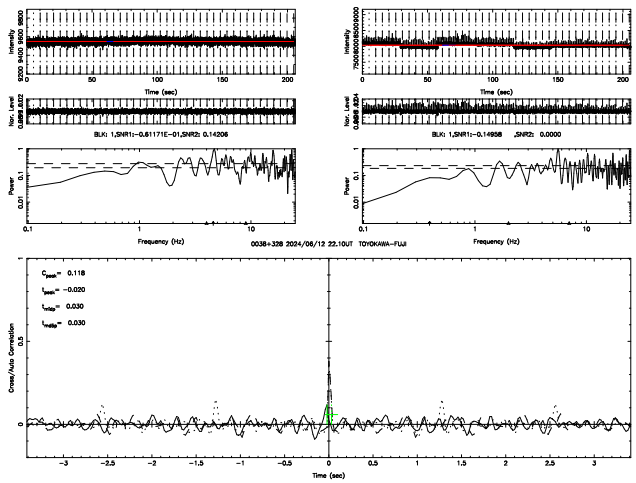
T20240613070411
F20240613070413
BLK: 1,SNR1:-0.61171E-01,SNR2: 0.14206
BLK: 1,SNR1:-0.14958 ,SNR2: 0.0000
0038+328 2024/06/12 22.10UT TOYOKAWA-FUJI
C_{peak}= 0.118
t_{peak}= -0.020
t_{rise}= 0.030
t_{rise}= 0.030

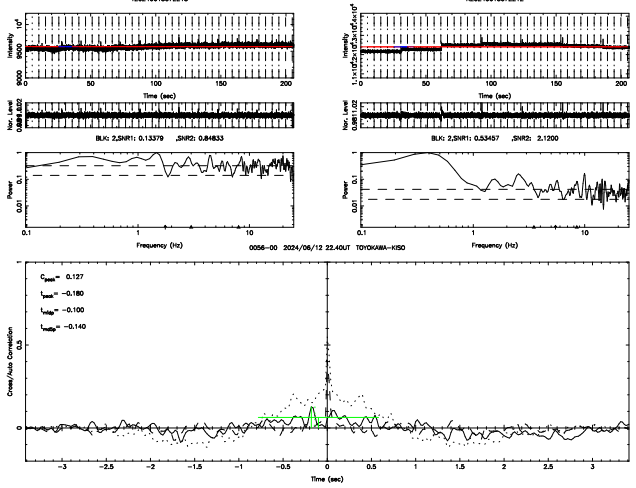
T20240613072215
K20240613072212
BLK: 2,SNR1: 0.13379 ,SNR2: 0.84833
BLK: 2,SNR1: 0.53457 ,SNR2: 2.1200
0056-00 2024/06/12 22.40UT TOYOKAWA-KISO
C_{peak}= 0.127
t_{peak}= -0.180
t_{rise}= -0.100
t_{rise}= -0.140

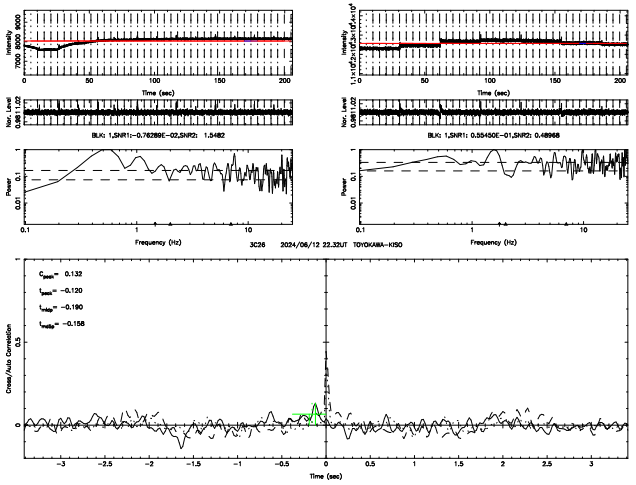
T20240613071716
K20240613071713
BLK: 1,SNR1:-0.76289E-02,SNR2: 1.5482
BLK: 1,SNR1: 0.55450E-01,SNR2: 0.48966
3C26 2024/06/12 22.32UT TOYOKAWA-KISO
C_{peak}= 0.132
t_{peak}= -0.120
t_{rise}= -0.190
t_{rise}= -0.158

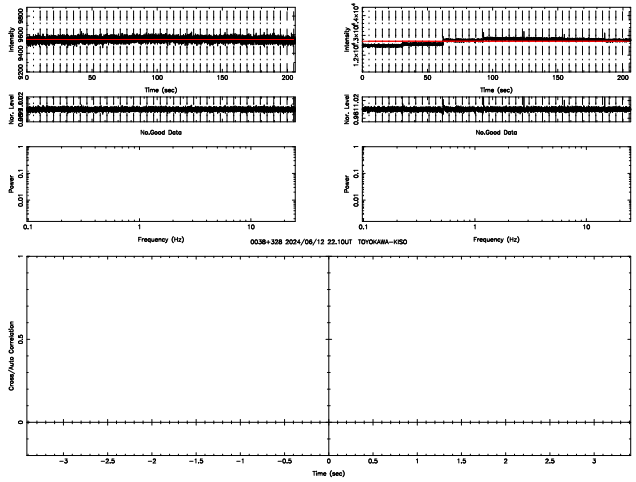
T20240613070411
K20240613070408
No.Good Data
No.Good Data
0038+328 2024/06/12 22.10UT TOYOKAWA-KISO

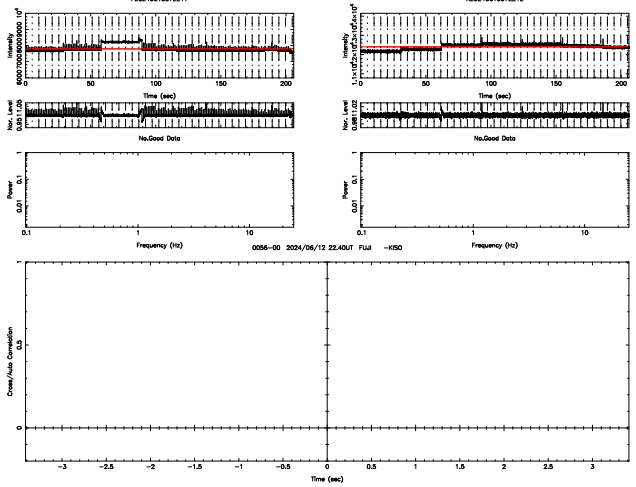
F20240613072217
K20240613072212
No.Good Data
No.Good Data
0056-00 2024/06/12 22.40UT FUJI -KISO

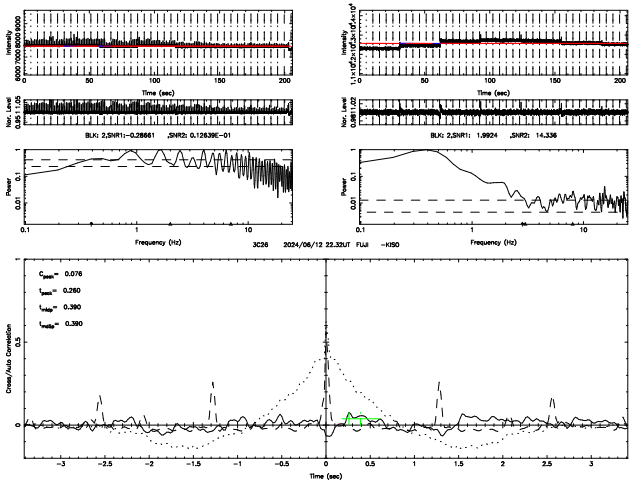
F20240613071718
K20240613071713
BLK: 2,SNR1:-0.28661 ,SNR2: 0.12639E-01
BLK: 2,SNR1: 1.9924 ,SNR2: 14.338
3C26 2024/06/12 22.32UT FUJI -KISO
C_{peak}= 0.076
t_{peak}= 0.260
t_{rise}= 0.390
t_{rise}= 0.390

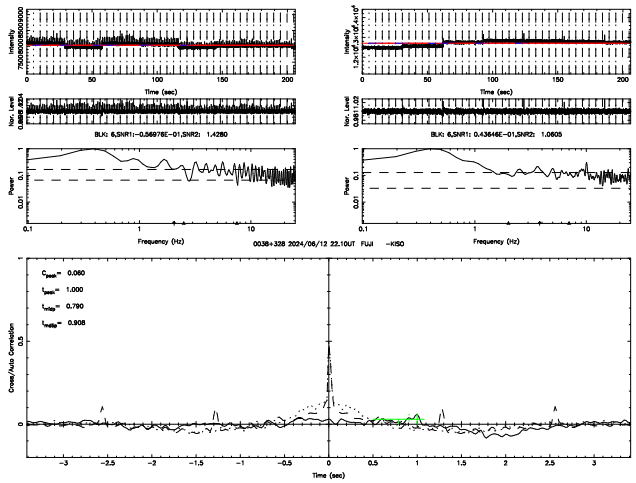
F20240613070413
K20240613070408
BLK: 6,SNR1:-0.56976E-01,SNR2: 1.4280
BLK: 6,SNR1: 0.43646E-01,SNR2: 1.0605
0038+328 2024/06/12 22.10UT FUJI -KISO
C_{peak}= 0.060
t_{peak}= 1.000
t_{rise}= 0.790
t_{rise}= 0.908

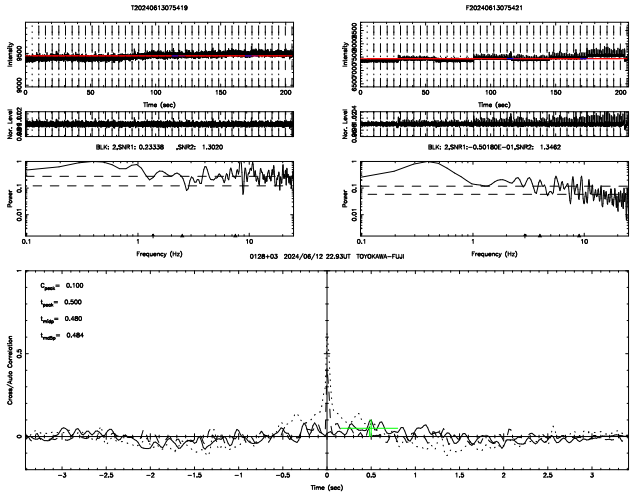
T20240613075419
F20240613075421
BLK: 2,SNR1: 0.23338 ,SNR2: 1.3020
BLK: 2,SNR1:-0.50180E-01,SNR2: 1.3462
0128+03 2024/06/12 22.93UT TOYOKAWA-FUJI
C_{peak}= 0.100
t_{peak}= 0.500
t_{rise}= 0.480
$t_{rise/p}$= 0.484

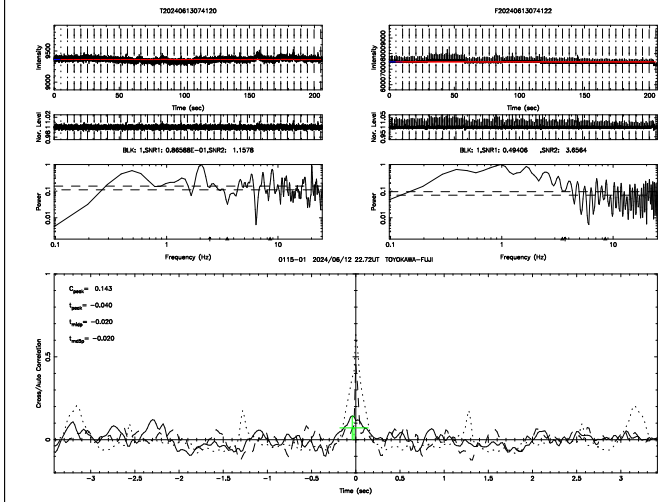
T20240613074120
F20240613074122
BLK: 1,SNR1: 0.86588E-01,SNR2: 1.1578
BLK: 1,SNR1: 0.49406 ,SNR2: 3.6564
0115-01 2024/06/12 22.72UT TOYOKAWA-FUJI
C_{peak}= 0.143
t_{peak}= -0.040
t_{rise}= -0.020
$t_{rise/p}$= -0.020

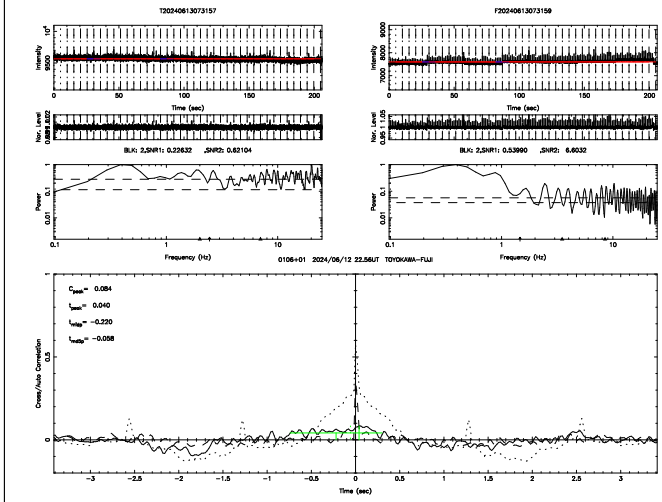
T20240613073157
F20240613073159
BLK: 2,SNR1: 0.22632 ,SNR2: 0.62104
BLK: 2,SNR1: 0.53990 ,SNR2: 6.6032
0106+01 2024/06/12 22.56UT TOYOKAWA-FUJI
C_{peak}= 0.084
t_{peak}= 0.040
t_{rise}= -0.220
$t_{rise/p}$= -0.058

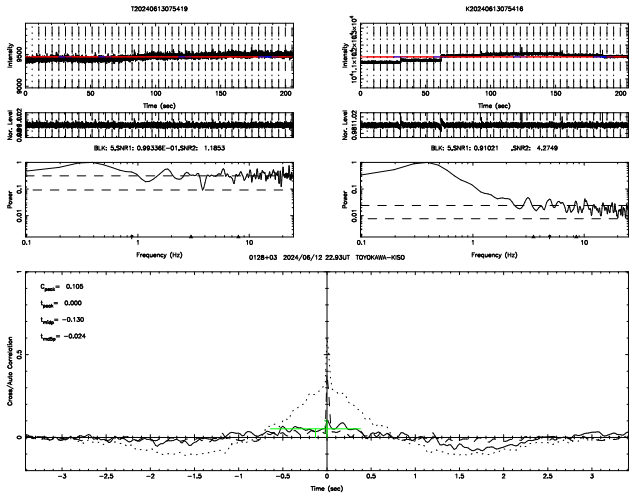
T20240613075419
K20240613075416
BLK: 5,SNR1: 0.99336E-01,SNR2: 1.1853
BLK: 5,SNR1: 0.91021 ,SNR2: 4.2749
0128+03 2024/06/12 22.93UT TOYOKAWA-KISO
C_{peak}= 0.105
t_{peak}= 0.000
t_{rise}= -0.130
$t_{rise/p}$= -0.024

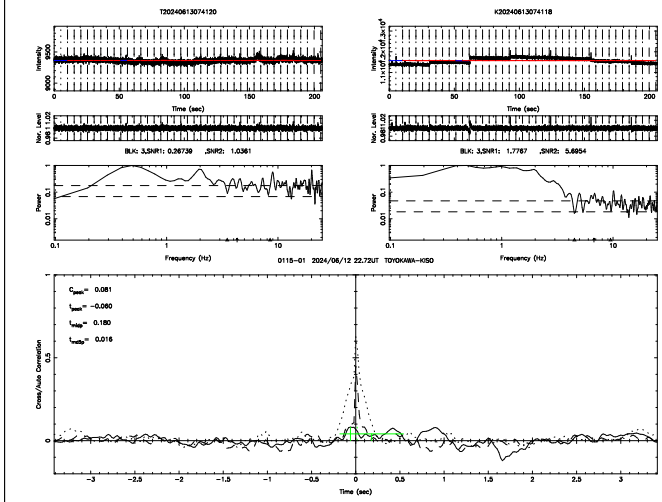
T20240613074120
K20240613074118
BLK: 3,SNR1: 0.26739 ,SNR2: 1.0361
BLK: 3,SNR1: 1.7787 ,SNR2: 5.6954
0115-01 2024/06/12 22.72UT TOYOKAWA-KISO
C_{peak}= 0.081
t_{peak}= -0.060
t_{rise}= 0.180
$t_{rise/p}$= 0.016

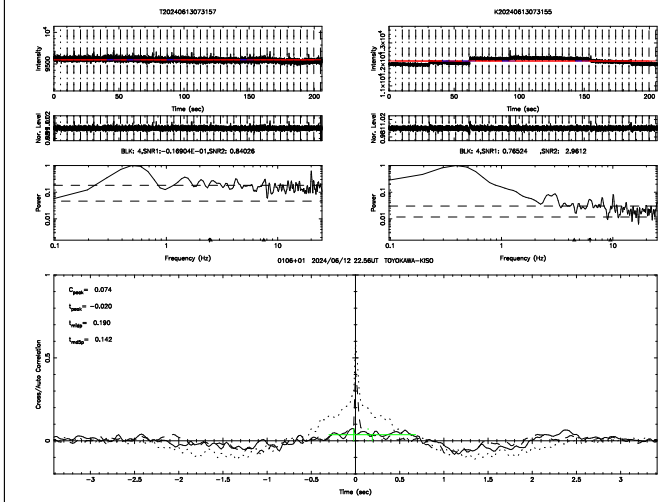
T20240613073157
K20240613073155
BLK: 4,SNR1:-0.16904E-01,SNR2: 0.84026
BLK: 4,SNR1: 0.76524 ,SNR2: 2.9612
0106+01 2024/06/12 22.56UT TOYOKAWA-KISO
C_{peak}= 0.074
t_{peak}= -0.020
t_{rise}= 0.190
$t_{rise/p}$= 0.142

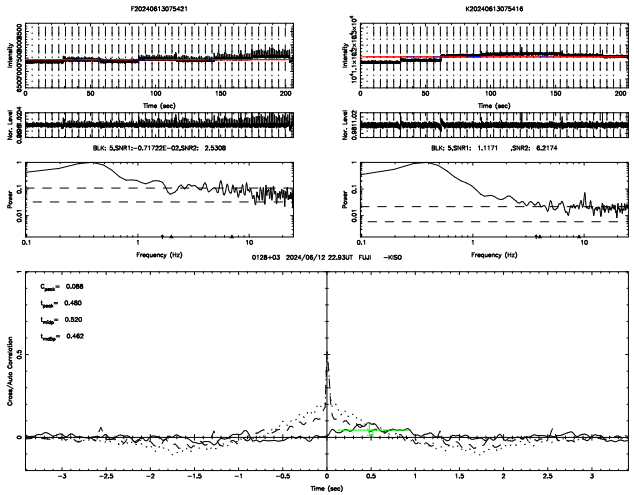
F20240613075421
K20240613075416
BLK: 5,SNR1:-0.71722E-02,SNR2: 2.5308
BLK: 5,SNR1: 1.1171 ,SNR2: 6.2174
0128+03 2024/06/12 22.93UT FUJI -KISO
C_{peak}= 0.088
t_{peak}= 0.480
t_{rise}= 0.520
$t_{rise/p}$= 0.462

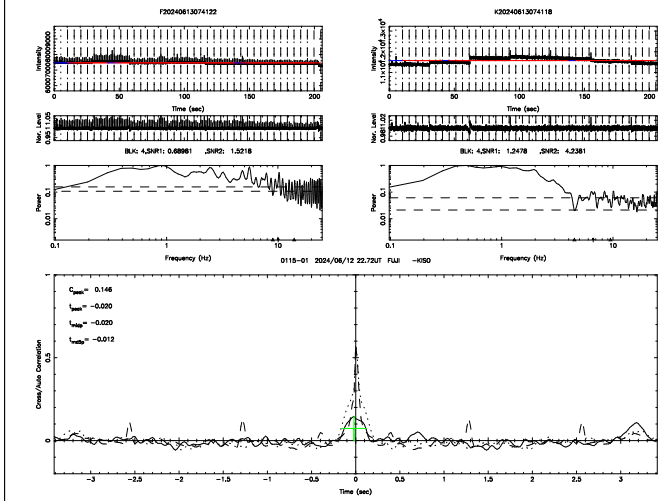
F20240613074122
K20240613074118
BLK: 4,SNR1: 0.68981 ,SNR2: 1.5218
BLK: 4,SNR1: 1.2478 ,SNR2: 4.2381
0115-01 2024/06/12 22.72UT FUJI -KISO
C_{peak}= 0.146
t_{peak}= -0.020
t_{rise}= -0.020
$t_{rise/p}$= -0.012

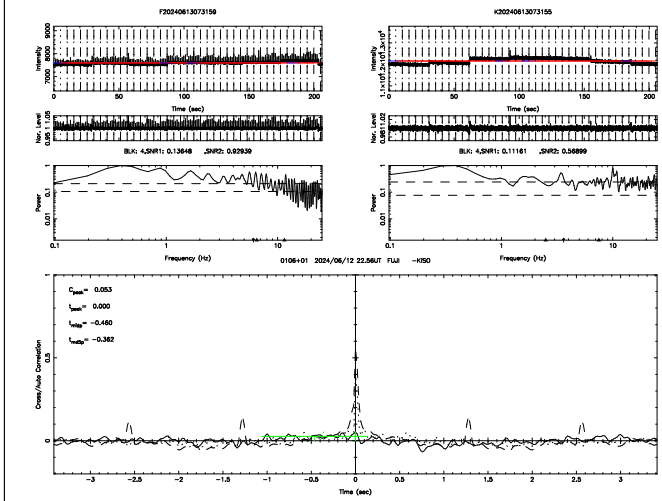
F20240613073159
K20240613073155
BLK: 4,SNR1: 0.13648 ,SNR2: 0.92939
BLK: 4,SNR1: 0.11161 ,SNR2: 0.56899
0106+01 2024/06/12 22.56UT FUJI -KISO
C_{peak}= 0.053
t_{peak}= 0.000
t_{rise}= -0.460
$t_{rise/p}$= -0.362

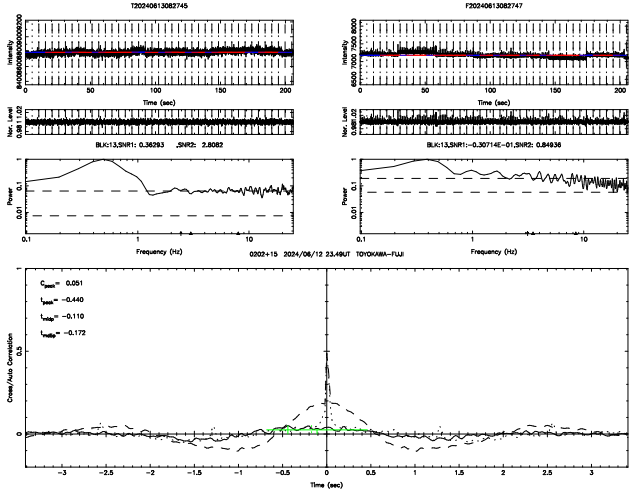
T20240613082745
F20240613082747
BLK:13,SNR1: 0.36293 ,SNR2: 2.8082
BLK:13,SNR1:-0.30714E-01,SNR2: 0.84936
0202+15 2024/06/12 23.49UT TOYOKAMA-FUJI
C_{peak}= 0.051
t_{peak}= -0.440
t_{rise}= -0.110
t_{fall}= -0.172

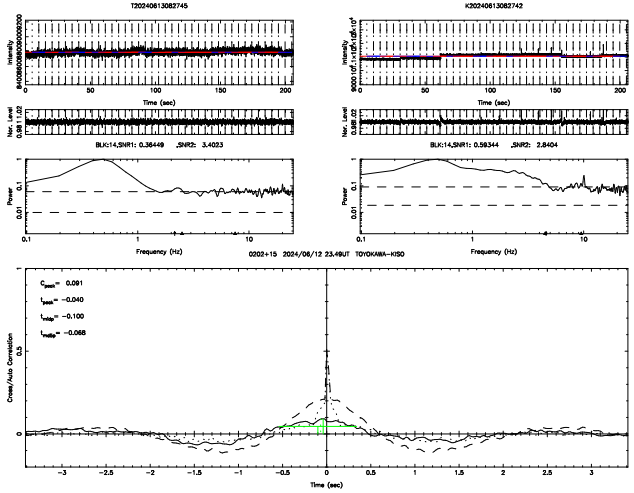
T20240613082745
K20240613082742
BLK:14,SNR1: 0.36449 ,SNR2: 3.4023
BLK:14,SNR1: 0.59344 ,SNR2: 2.8404
0202+15 2024/06/12 23.49UT TOYOKAMA-KISO
C_{peak}= 0.091
t_{peak}= -0.040
t_{rise}= -0.100
t_{fall}= -0.068

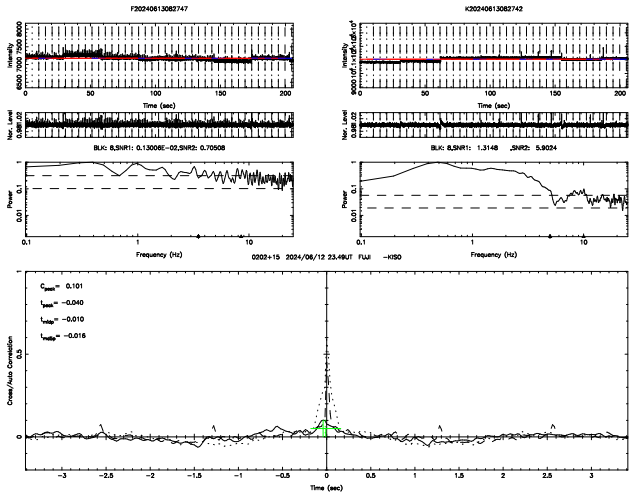
F20240613082747
K20240613082742
BLK: 8,SNR1: 0.13009E-02,SNR2: 0.70508
BLK: 8,SNR1: 1.3148 ,SNR2: 5.9024
0202+15 2024/06/12 23.49UT FUJI -KISO
C_{peak}= 0.101
t_{peak}= -0.040
t_{rise}= -0.010
t_{fall}= -0.016

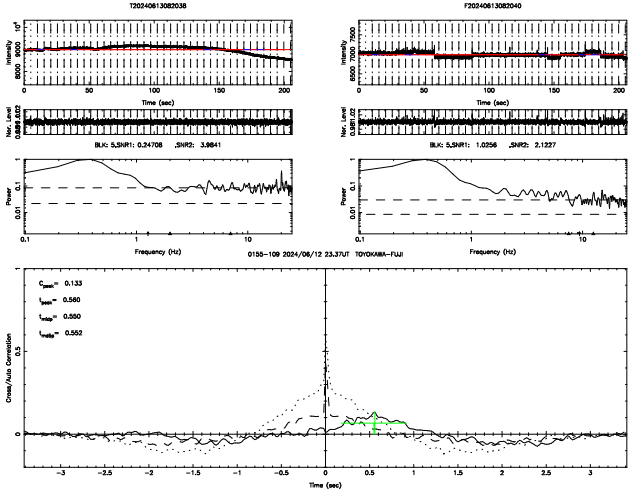
T20240613082038
F20240613082040
BLK: 5,SNR1: 0.24708 ,SNR2: 3.9841
BLK: 5,SNR1: 1.0256 ,SNR2: 2.1227
0155-109 2024/06/12 23.37UT TOYOKAMA-FUJI
C_{peak}= 0.133
t_{peak}= 0.560
t_{rise}= 0.550
t_{fall}= 0.552

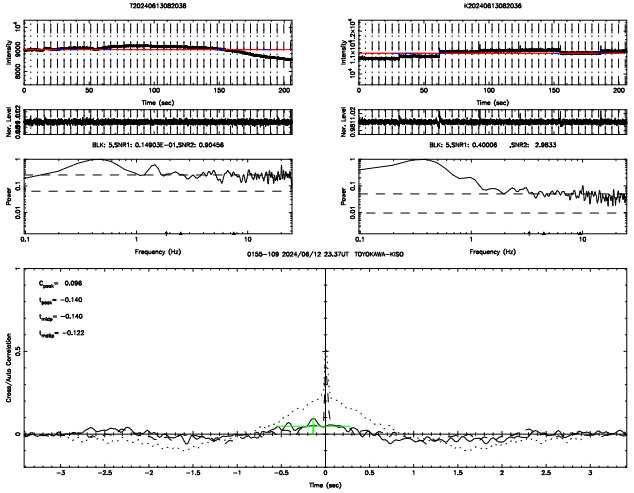
T20240613082038
K20240613082036
BLK: 5,SNR1: 0.14903E-01,SNR2: 0.90456
BLK: 5,SNR1: 0.40006 ,SNR2: 2.9833
0155-109 2024/06/12 23.37UT TOYOKAMA-KISO
C_{peak}= 0.096
t_{peak}= -0.140
t_{rise}= -0.140
t_{fall}= -0.122

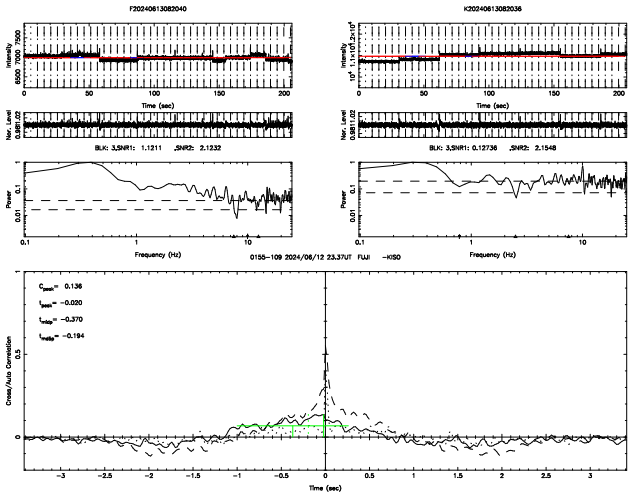
F20240613082040
K20240613082036
BLK: 3,SNR1: 1.1211 ,SNR2: 2.1232
BLK: 3,SNR1: 0.12736 ,SNR2: 2.1548
0155-109 2024/06/12 23.37UT FUJI -KISO
C_{peak}= 0.136
t_{peak}= -0.020
t_{rise}= -0.370
t_{fall}= -0.194

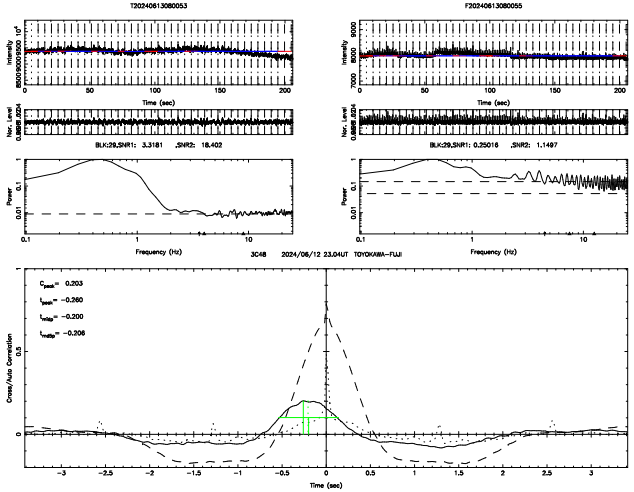
T20240613080053
F20240613080055
BLK:29,SNR1: 3.3181 ,SNR2: 18.402
BLK:29,SNR1: 0.25016 ,SNR2: 1.1497
3C48 2024/06/12 23.04UT TOYOKAMA-FUJI
C_{peak}= 0.203
t_{peak}= -0.260
t_{rise}= -0.200
t_{fall}= -0.206

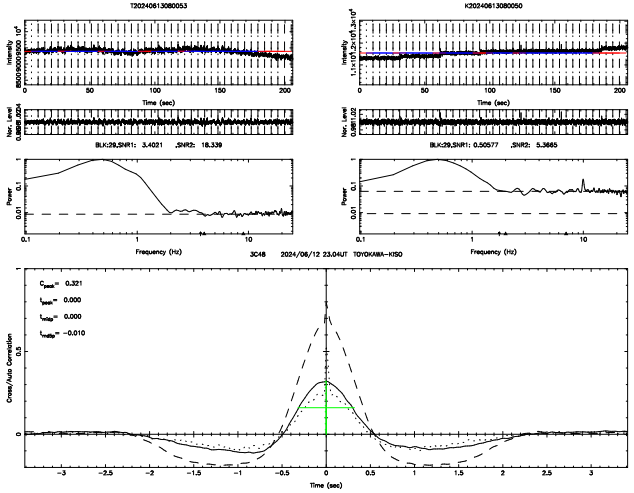
T20240613080053
K20240613080050
BLK:29,SNR1: 3.4021 ,SNR2: 18.339
BLK:29,SNR1: 0.50577 ,SNR2: 5.3665
3C48 2024/06/12 23.04UT TOYOKAMA-KISO
C_{peak}= 0.321
t_{peak}= 0.000
t_{rise}= 0.000
t_{fall}= -0.010

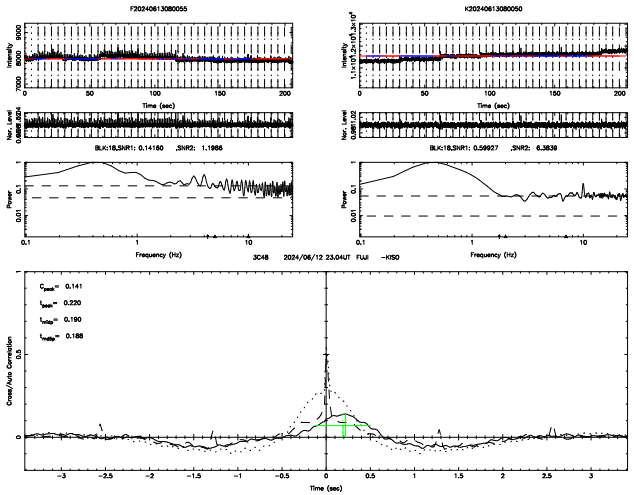
F20240613080055
K20240613080050
BLK:18,SNR1: 0.14160 ,SNR2: 1.1966
BLK:18,SNR1: 0.59927 ,SNR2: 6.3839
3C48 2024/06/12 23.04UT FUJI -KISO
C_{peak}= 0.141
t_{peak}= 0.220
t_{rise}= 0.190
t_{fall}= 0.188

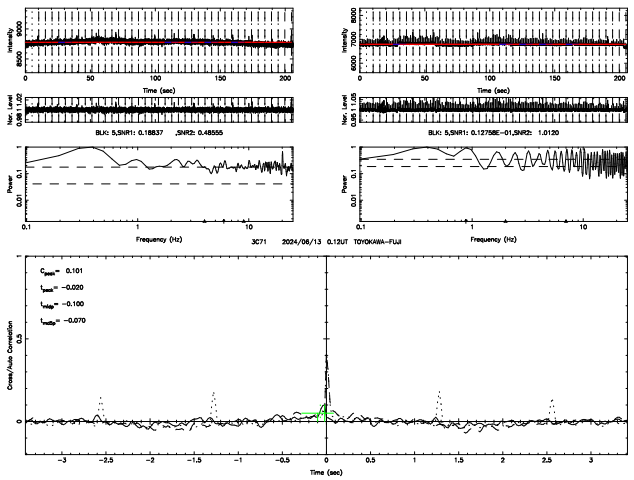
T20240613090533
F20240613090535
BLK: 5,SNR1: 0.18837 ,SNR2: 0.48555
BLK: 5,SNR1: 0.12758E-01,SNR2: 1.0120
3C71 2024/06/13 0.12UT TOYOKAWA-FUJI
C_{peak}= 0.101
t_{peak}= -0.020
t_{edge}= -0.100
t_{cntr}= -0.070

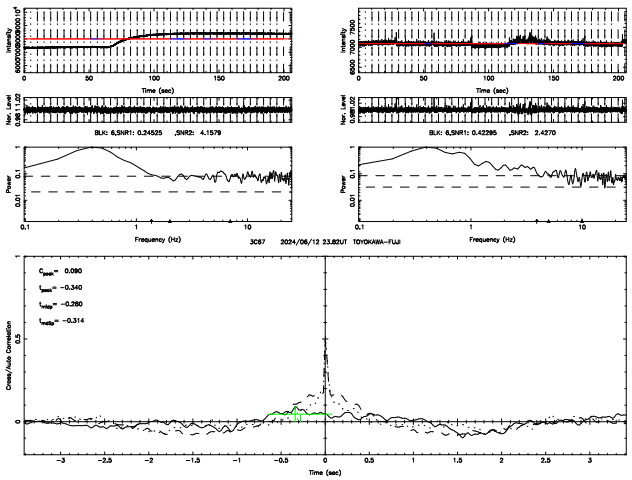
T20240613084718
F20240613084720
BLK: 6,SNR1: 0.24525 ,SNR2: 4.1579
BLK: 6,SNR1: 0.42295 ,SNR2: 2.4270
3C67 2024/06/12 23.82UT TOYOKAWA-FUJI
C_{peak}= 0.090
t_{peak}= -0.340
t_{edge}= -0.280
t_{cntr}= -0.314

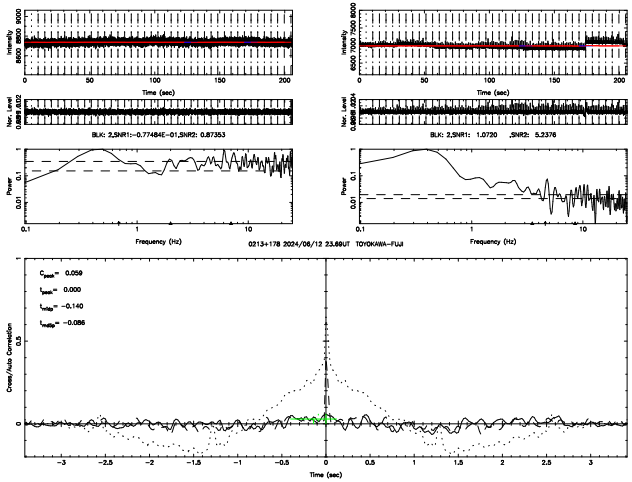
T20240613083935
F20240613083937
BLK: 2,SNR1:-0.77484E-01,SNR2: 0.87353
BLK: 2,SNR1: 1.0720 ,SNR2: 5.2376
0213+178 2024/06/12 23.69UT TOYOKAWA-FUJI
C_{peak}= 0.059
t_{peak}= 0.000
t_{edge}= -0.140
t_{cntr}= -0.086

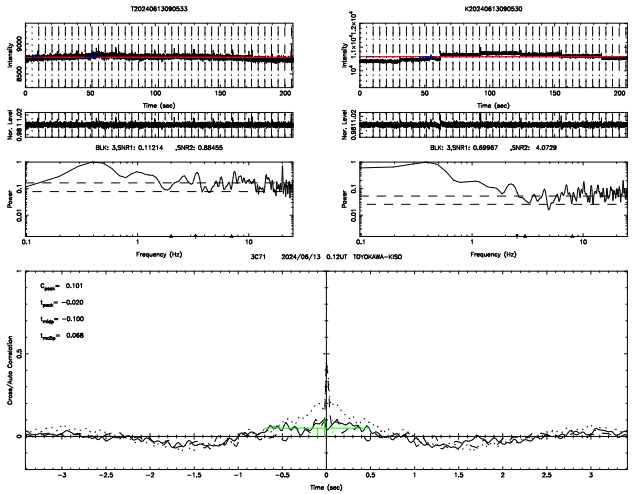
T20240613090533
K20240613090530
BLK: 3,SNR1: 0.11214 ,SNR2: 0.88455
BLK: 3,SNR1: 0.59987 ,SNR2: 4.0729
3C71 2024/06/13 0.12UT TOYOKAWA-KISO
C_{peak}= 0.101
t_{peak}= -0.020
t_{edge}= -0.100
t_{cntr}= 0.068

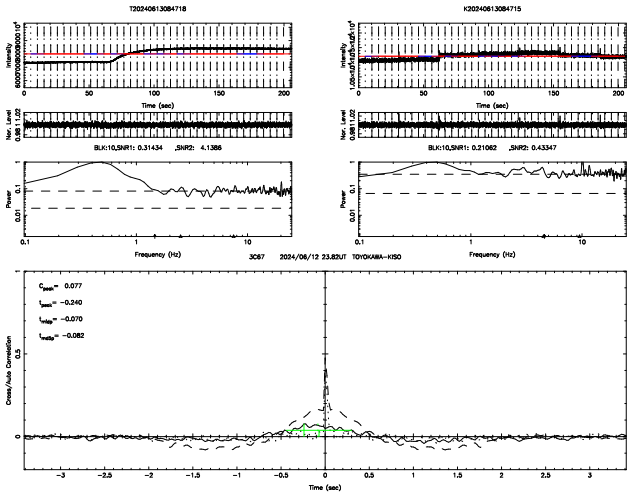
T20240613084718
K20240613084715
BLK:10,SNR1: 0.31434 ,SNR2: 4.1386
BLK:10,SNR1: 0.21062 ,SNR2: 0.43347
3C67 2024/06/12 23.82UT TOYOKAWA-KISO
C_{peak}= 0.077
t_{peak}= -0.240
t_{edge}= -0.070
t_{cntr}= -0.082

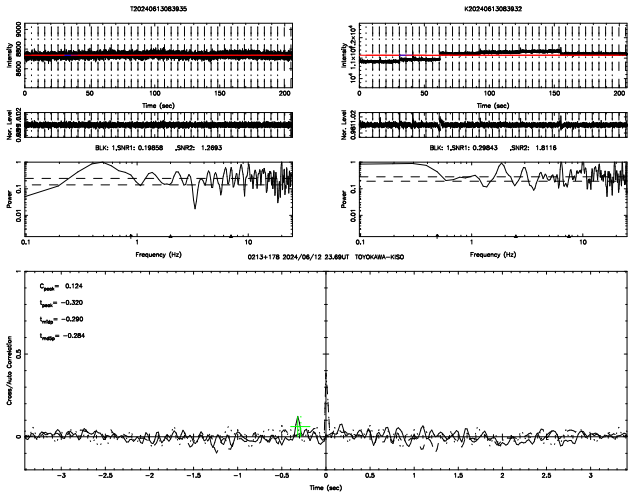
T20240613083935
K20240613083932
BLK: 1,SNR1: 0.19858 ,SNR2: 1.2693
BLK: 1,SNR1: 0.29843 ,SNR2: 1.8116
0213+178 2024/06/12 23.69UT TOYOKAWA-KISO
C_{peak}= 0.124
t_{peak}= -0.320
t_{edge}= -0.290
t_{cntr}= -0.284

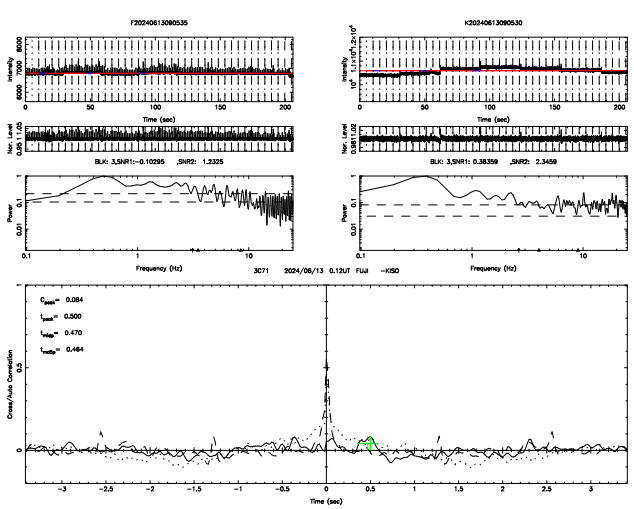
F20240613090535
K20240613090530
BLK: 3,SNR1:-0.10295 ,SNR2: 1.2325
BLK: 3,SNR1: 0.38359 ,SNR2: 2.3459
3C71 2024/06/13 0.12UT FUJI -KISO
C_{peak}= 0.084
t_{peak}= 0.500
t_{edge}= 0.470
t_{cntr}= 0.464

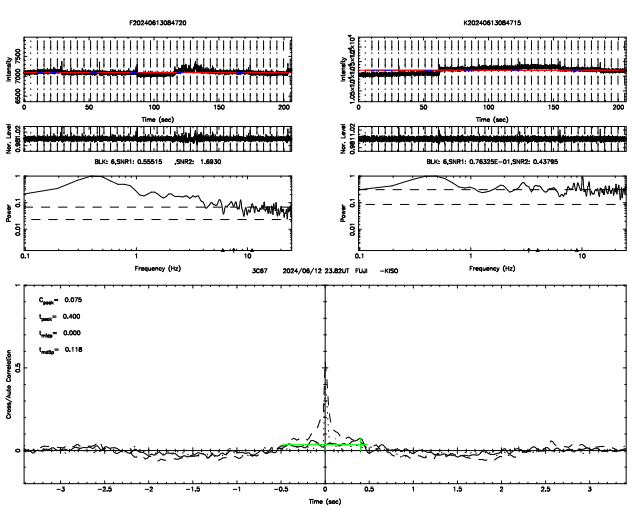
F20240613084720
K20240613084715
BLK: 6,SNR1: 0.55515 ,SNR2: 1.6930
BLK: 6,SNR1: 0.76325E-01,SNR2: 0.43795
3C67 2024/06/12 23.82UT FUJI -KISO
C_{peak}= 0.075
t_{peak}= 0.400
t_{edge}= 0.000
t_{cntr}= 0.118

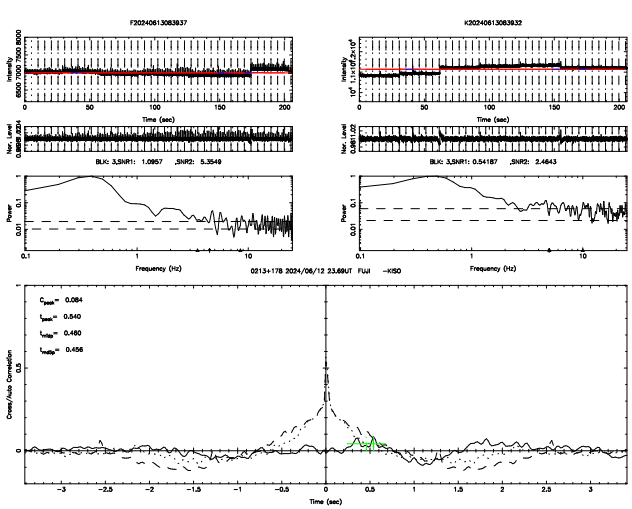
F20240613083937
K20240613083932
BLK: 3,SNR1: 1.0957 ,SNR2: 5.3549
BLK: 3,SNR1: 0.54187 ,SNR2: 2.4643
0213+178 2024/06/12 23.69UT FUJI -KISO
C_{peak}= 0.084
t_{peak}= 0.540
t_{edge}= 0.460
t_{cntr}= 0.456

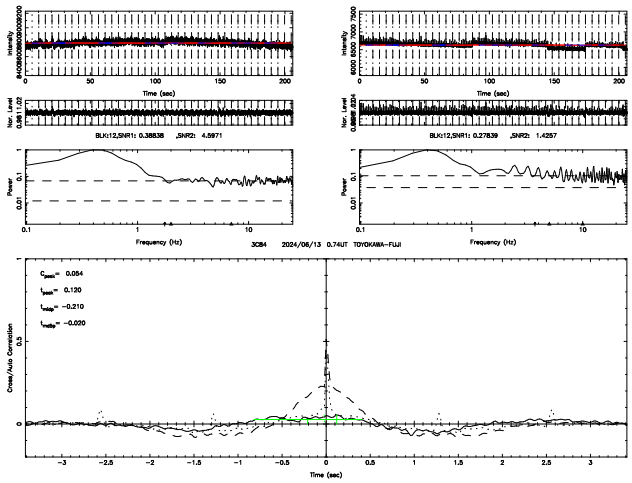
T20240613094257
F20240613094259
BLK12,SNR1: 0.38838 ,SNR2: 4.5971
BLK12,SNR1: 0.27839 ,SNR2: 1.4257
3C84 2024/06/13 0.74UT TOYOKAWA-FUJI
C_{peak}= 0.054
t_{peak}= 0.120
t_{edge}= −0.210
t_{edge}= −0.020

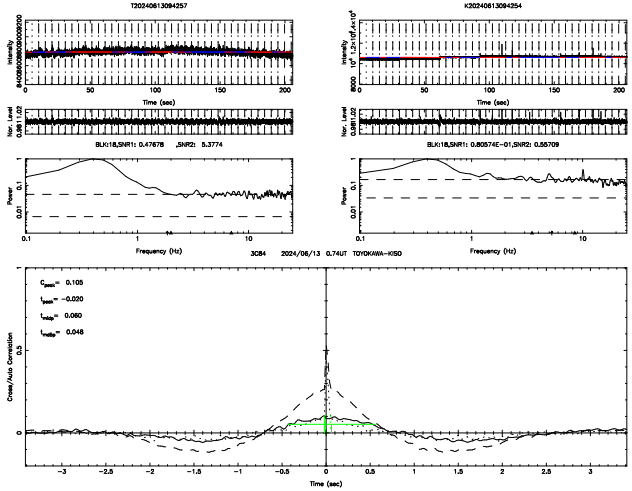
T20240613094257
K20240613094254
BLK18,SNR1: 0.47678 ,SNR2: 5.3774
BLK18,SNR1: 0.80574E−01,SNR2: 0.55709
3C84 2024/06/13 0.74UT TOYOKAWA-KISO
C_{peak}= 0.105
t_{peak}= −0.020
t_{edge}= 0.060
t_{edge}= 0.048

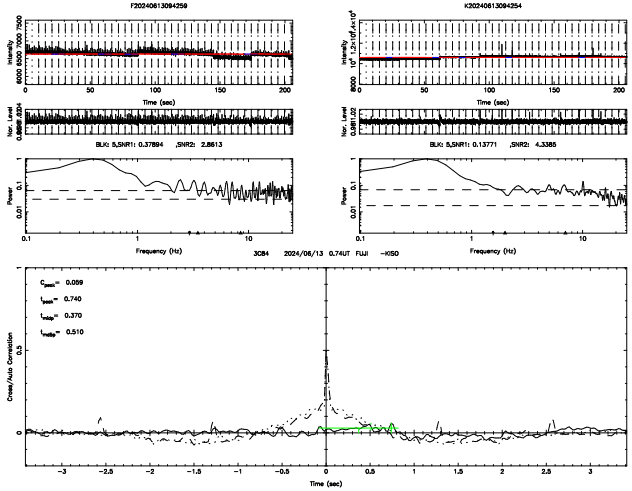
F20240613094259
K20240613094254
BLK: 5,SNR1: 0.37894 ,SNR2: 2.8613
BLK: 5,SNR1: 0.13771 ,SNR2: 4.3385
3C84 2024/06/13 0.74UT FUJI -KISO
C_{peak}= 0.059
t_{peak}= 0.740
t_{edge}= 0.370
t_{edge}= 0.510

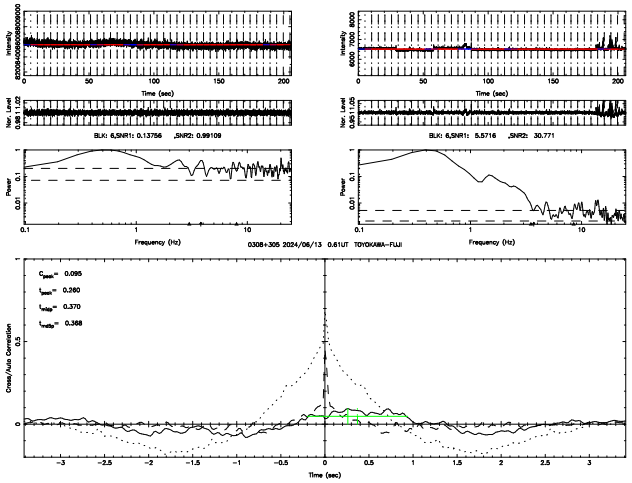
T20240613093437
F20240613093439
BLK: 6,SNR1: 0.13756 ,SNR2: 0.99109
BLK: 6,SNR1: 5.5716 ,SNR2: 30.771
0308+305 2024/06/13 0.61UT TOYOKAWA-FUJI
C_{peak}= 0.095
t_{peak}= 0.260
t_{edge}= 0.370
t_{edge}= 0.368

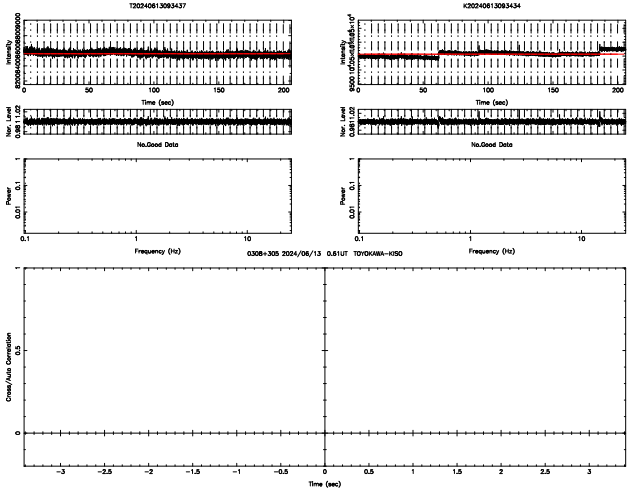
T20240613093437
K20240613093434
No.Good Data
No.Good Data
0308+305 2024/06/13 0.61UT TOYOKAWA-KISO

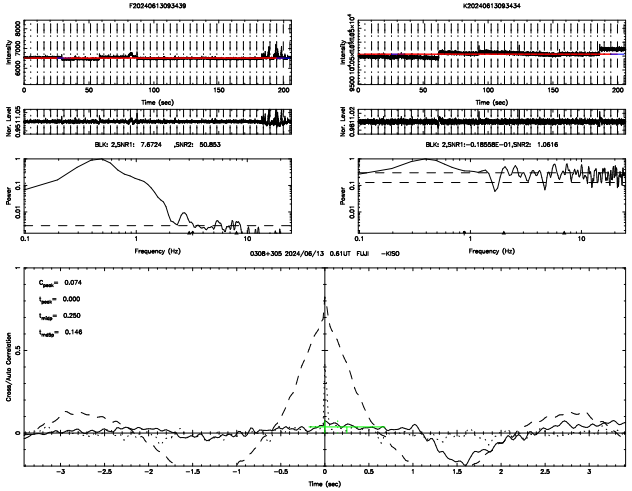
F20240613093439
K20240613093434
BLK: 2,SNR1: 7.6724 ,SNR2: 50.853
BLK: 2,SNR1:−0.18555E−01,SNR2: 1.0616
0308+305 2024/06/13 0.61UT FUJI -KISO
C_{peak}= 0.074
t_{peak}= 0.000
t_{edge}= 0.250
t_{edge}= 0.146

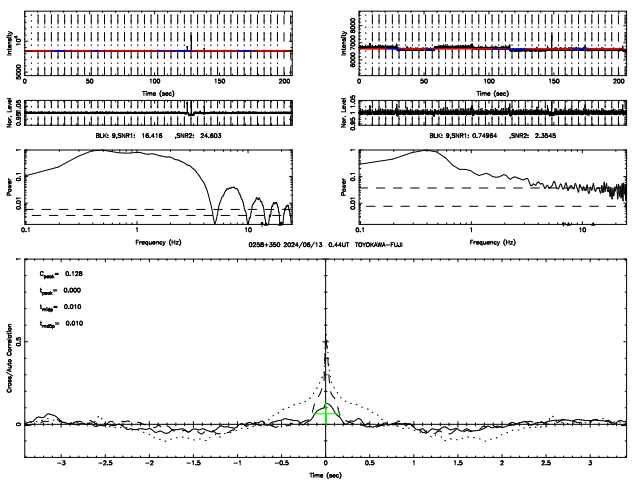
T20240613092447
F20240613092449
BLK: 9,SNR1: 16.416 ,SNR2: 24.603
BLK: 9,SNR1: 0.74964 ,SNR2: 2.3545
0258+350 2024/06/13 0.44UT TOYOKAWA-FUJI
C_{peak}= 0.128
t_{peak}= 0.000
t_{edge}= 0.010
t_{edge}= 0.010

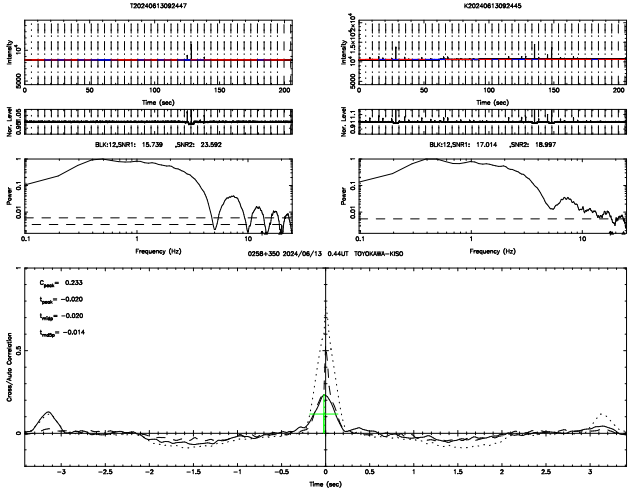
T20240613092447
K20240613092445
BLK12,SNR1: 15.739 ,SNR2: 23.592
BLK12,SNR1: 17.014 ,SNR2: 18.997
0258+350 2024/06/13 0.44UT TOYOKAWA-KISO
C_{peak}= 0.233
t_{peak}= −0.020
t_{edge}= −0.020
t_{edge}= −0.014

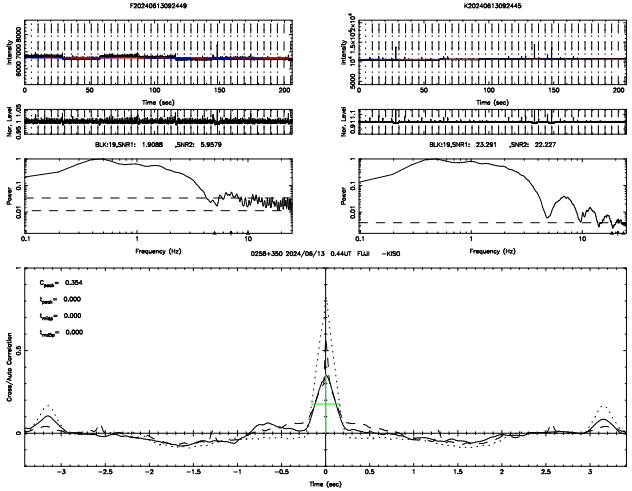
F20240613092449
K20240613092445
BLK:19,SNR1: 1.9088 ,SNR2: 5.9579
BLK:19,SNR1: 23.291 ,SNR2: 22.227
0258+350 2024/06/13 0.44UT FUJI -KISO
C_{peak}= 0.354
t_{peak}= 0.000
t_{edge}= 0.000
t_{edge}= 0.000

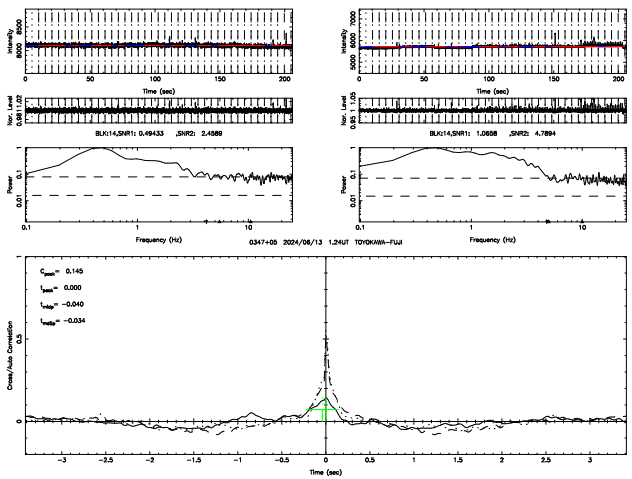
T20240613101231
F20240613101233
BLK:14,SNR1: 0.49433 ,SNR2: 2.4589
BLK:14,SNR1: 1.0658 ,SNR2: 4.7894
0347+05 2024/06/13 1.24UT TOYOKAWA-FUJI
C_{peak}= 0.145
t_{peak}= 0.000
t_{rise}= −0.040
t_{fall}= −0.034

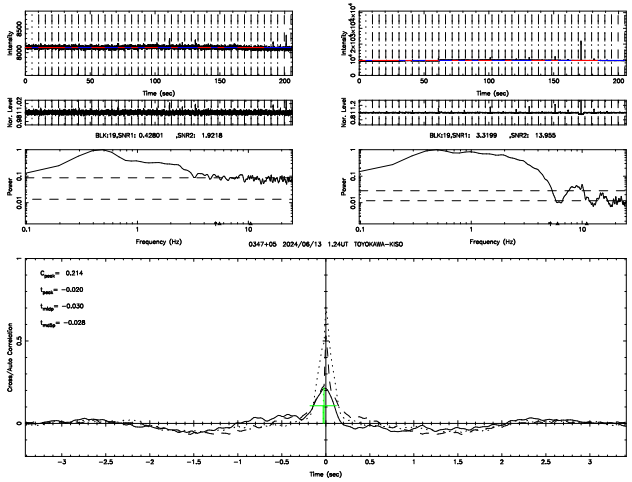
T20240613101231
K20240613101229
BLK:19,SNR1: 0.42801 ,SNR2: 1.9218
BLK:19,SNR1: 3.3199 ,SNR2: 13.955
0347+05 2024/06/13 1.24UT TOYOKAWA-KISO
C_{peak}= 0.314
t_{peak}= −0.020
t_{rise}= −0.030
t_{fall}= −0.028

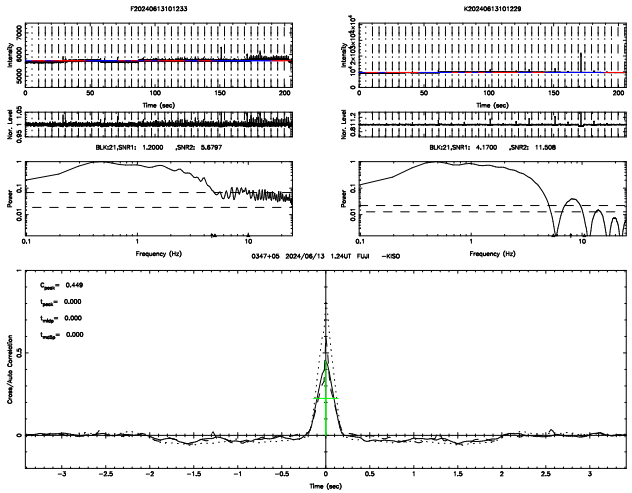
F20240613101233
K20240613101229
BLK:21,SNR1: 1.2000 ,SNR2: 5.6797
BLK:21,SNR1: 4.1700 ,SNR2: 11.008
0347+05 2024/06/13 1.24UT FUJI -KISO
C_{peak}= 0.449
t_{peak}= 0.000
t_{rise}= 0.000
t_{fall}= 0.000

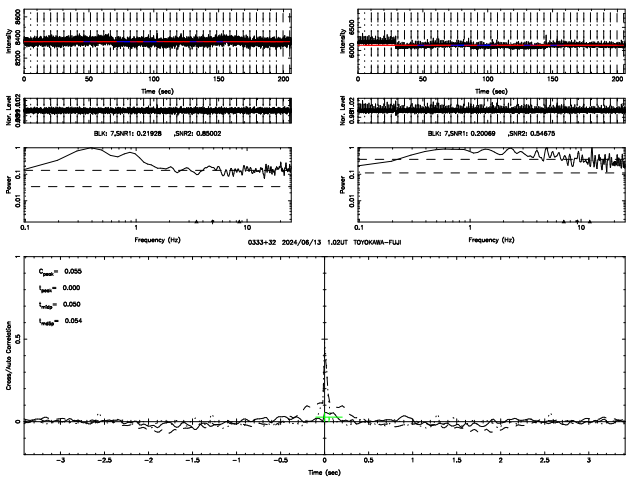
T20240613095930
F20240613095932
BLK: 7,SNR1: 0.21928 ,SNR2: 0.85002
BLK: 7,SNR1: 0.20069 ,SNR2: 0.54675
0333+32 2024/06/13 1.02UT TOYOKAWA-FUJI
C_{peak}= 0.055
t_{peak}= 0.000
t_{rise}= 0.050
t_{fall}= 0.054

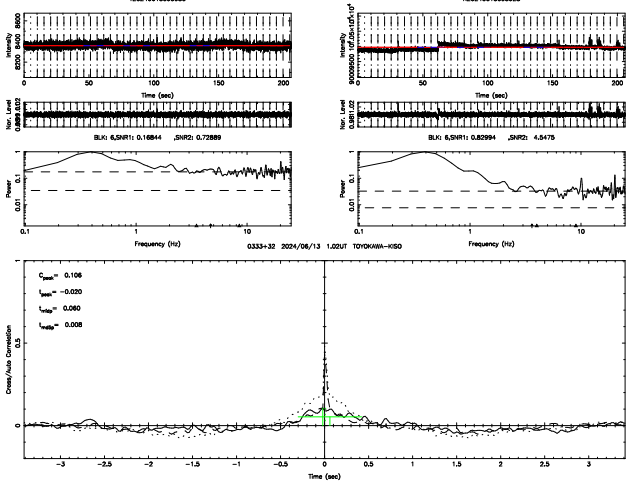
T20240613095930
K20240613095928
BLK: 6,SNR1: 0.16844 ,SNR2: 0.72889
BLK: 6,SNR1: 0.82994 ,SNR2: 4.5475
0333+32 2024/06/13 1.02UT TOYOKAWA-KISO
C_{peak}= 0.106
t_{peak}= −0.020
t_{rise}= 0.060
t_{fall}= 0.008

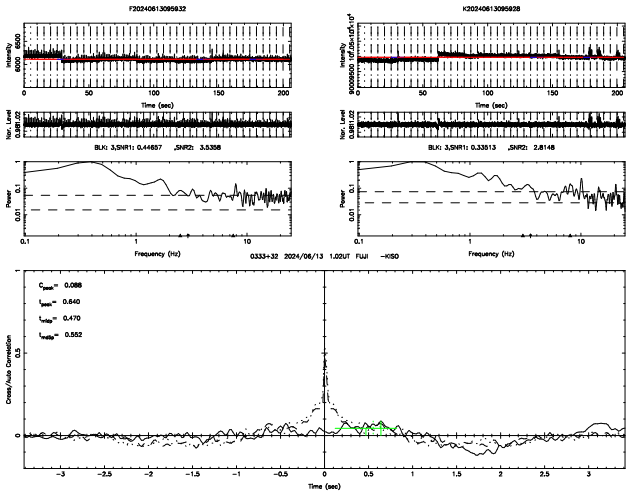
F20240613095932
K20240613095928
BLK: 3,SNR1: 0.44657 ,SNR2: 3.5358
BLK: 3,SNR1: 0.33513 ,SNR2: 2.8148
0333+32 2024/06/13 1.02UT FUJI -KISO
C_{peak}= 0.088
t_{peak}= 0.640
t_{rise}= 0.470
t_{fall}= 0.552

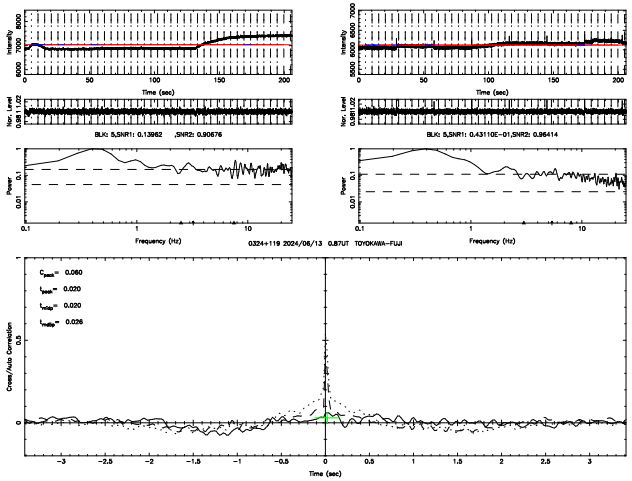
T20240613095013
F20240613095015
BLK: 5,SNR1: 0.13952 ,SNR2: 0.90676
BLK: 5,SNR1: 0.43110E-01,SNR2: 0.96414
0324+119 2024/06/13 0.87UT TOYOKAWA-FUJI
C_{peak}= 0.060
t_{peak}= 0.020
t_{rise}= 0.020
t_{fall}= 0.026

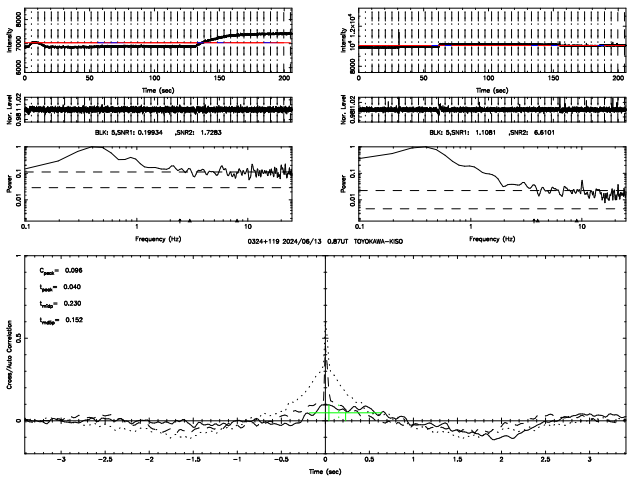
T20240613095013
K20240613095010
BLK: 5,SNR1: 0.19934 ,SNR2: 1.7283
BLK: 5,SNR1: 1.1081 ,SNR2: 6.6101
0324+119 2024/06/13 0.87UT TOYOKAWA-KISO
C_{peak}= 0.096
t_{peak}= 0.040
t_{rise}= 0.230
t_{fall}= 0.152

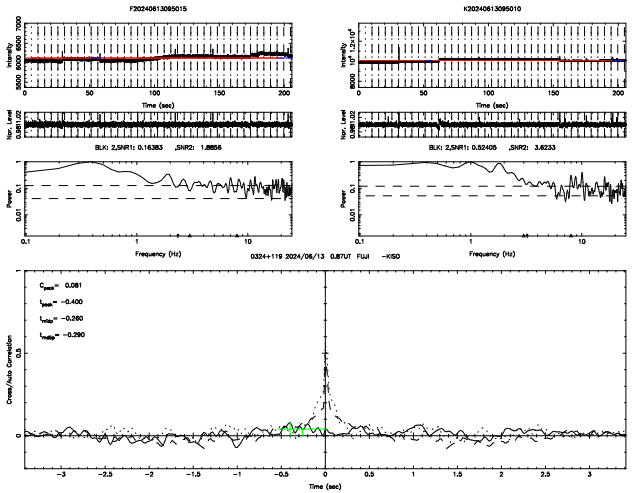
F20240613095015
K20240613095010
BLK: 2,SNR1: 0.16383 ,SNR2: 1.8856
BLK: 2,SNR1: 0.52405 ,SNR2: 3.6233
0324+119 2024/06/13 0.87UT FUJI -KISO
C_{peak}= 0.081
t_{peak}= −0.400
t_{rise}= −0.260
t_{fall}= −0.290

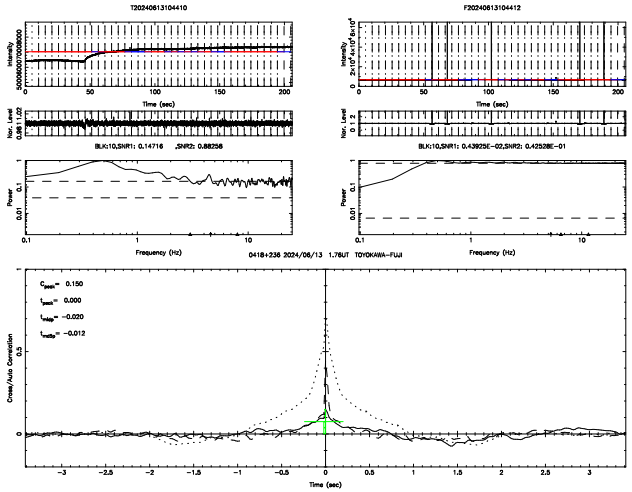
T20240613104410
F20240613104412
BLK:10,SNR1: 0.14716 ,SNR2: 0.88258
BLK:10,SNR1: 0.43925E−02,SNR2: 0.42528E−01
0418+236 2024/06/13 1.76UT TOYOKAWA−FUJI
C_{peak}= 0.150
t_{peak}= 0.000
t_{edge}= −0.020
t_{cntr}= −0.012

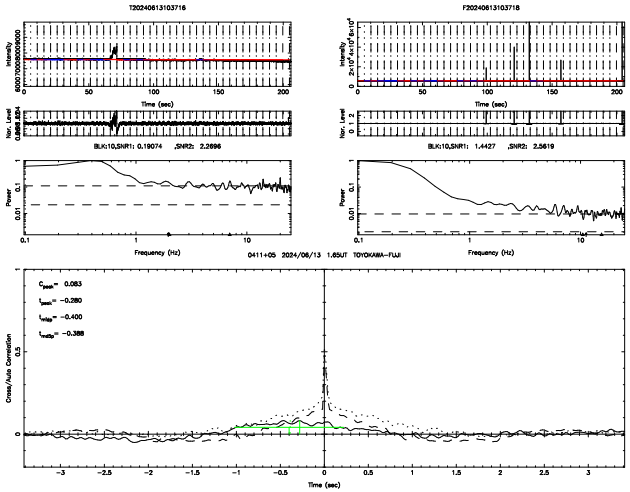
T20240613103716
F20240613103718
BLK:10,SNR1: 0.19074 ,SNR2: 2.2696
BLK:10,SNR1: 1.4427 ,SNR2: 2.5619
0411+05 2024/06/13 1.65UT TOYOKAWA−FUJI
C_{peak}= 0.083
t_{peak}= −0.280
t_{edge}= −0.400
t_{cntr}= −0.388

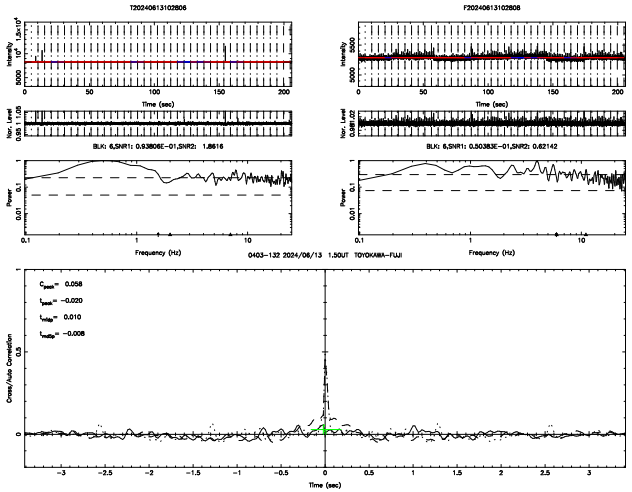
T20240613102806
F20240613102808
BLK: 6,SNR1: 0.93806E−01,SNR2: 1.8616
BLK: 6,SNR1: 0.50383E−01,SNR2: 0.62142
0403−132 2024/06/13 1.50UT TOYOKAWA−FUJI
C_{peak}= 0.058
t_{peak}= −0.020
t_{edge}= 0.010
t_{cntr}= −0.008

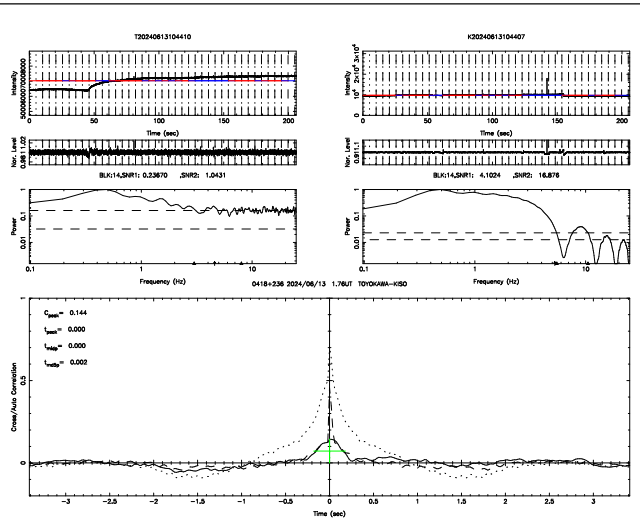
T20240613104410
K20240613104407
BLK:14,SNR1: 0.23670 ,SNR2: 1.0431
BLK:14,SNR1: 4.1024 ,SNR2: 16.876
0418+236 2024/06/13 1.76UT TOYOKAWA−KISO
C_{peak}= 0.144
t_{peak}= 0.000
t_{edge}= 0.000
t_{cntr}= 0.002

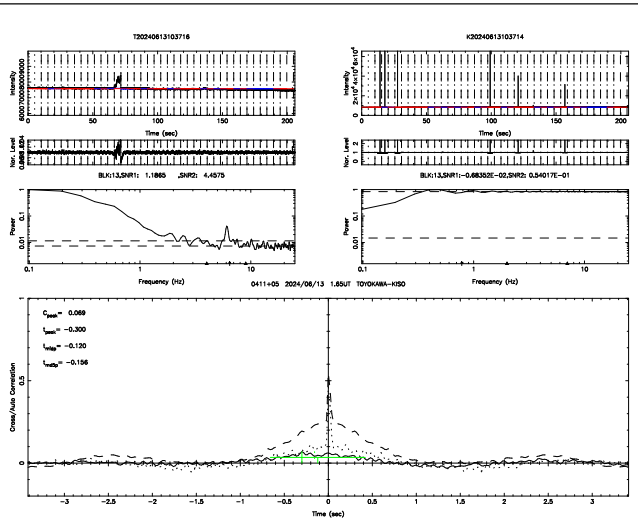
T20240613103716
K20240613103714
BLK:13,SNR1: 1.1865 ,SNR2: 4.4575
BLK:13,SNR1:−0.68352E−02,SNR2: 0.54017E−01
0411+05 2024/06/13 1.65UT TOYOKAWA−KISO
C_{peak}= 0.069
t_{peak}= −0.300
t_{edge}= −0.120
t_{cntr}= −0.156

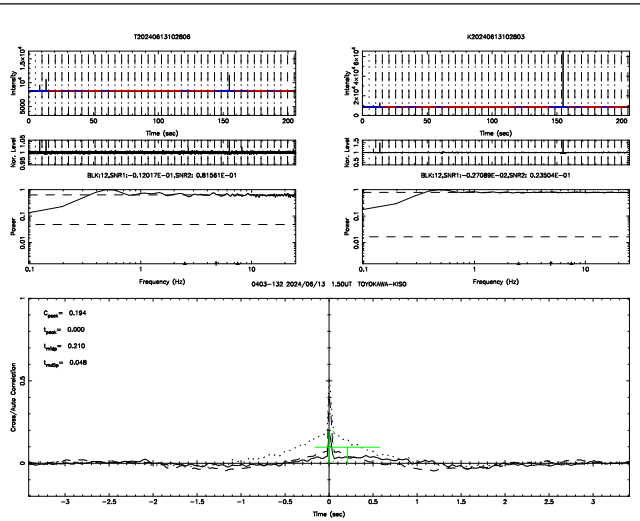
T20240613102806
K20240613102803
BLK:12,SNR1:−0.12017E−01,SNR2: 0.81561E−01
BLK:12,SNR1:−0.27089E−02,SNR2: 0.23504E−01
0403−132 2024/06/13 1.50UT TOYOKAWA−KISO
C_{peak}= 0.194
t_{peak}= 0.000
t_{edge}= 0.210
t_{cntr}= 0.048

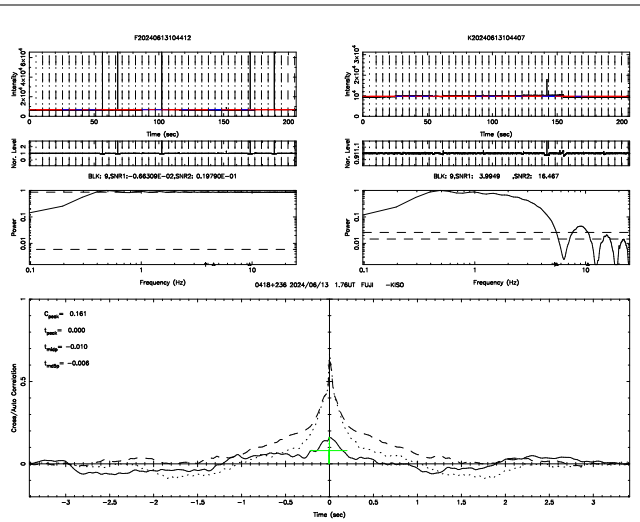
F20240613104412
K20240613104407
BLK: 9,SNR1:−0.66309E−02,SNR2: 0.19790E−01
BLK: 9,SNR1: 3.9949 ,SNR2: 16.467
0418+236 2024/06/13 1.76UT FUJI −KISO
C_{peak}= 0.161
t_{peak}= 0.000
t_{edge}= −0.010
t_{cntr}= −0.006

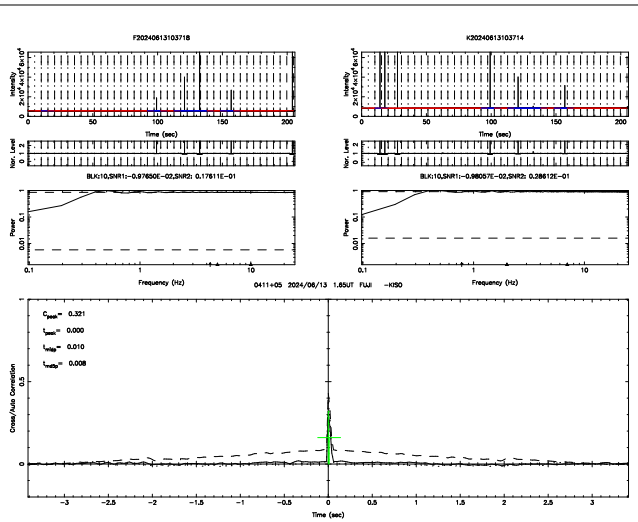
F20240613103718
K20240613103714
BLK:10,SNR1:−0.97650E−02,SNR2: 0.17611E−01
BLK:10,SNR1:−0.98057E−02,SNR2: 0.28612E−01
0411+05 2024/06/13 1.65UT FUJI −KISO
C_{peak}= 0.321
t_{peak}= 0.000
t_{edge}= 0.010
t_{cntr}= 0.008

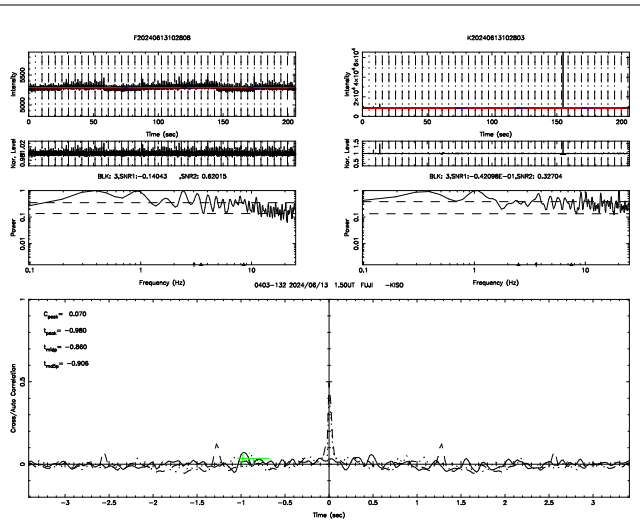
F20240613102808
K20240613102803
BLK: 3,SNR1:−0.14043 ,SNR2: 0.62015
BLK: 3,SNR1:−0.42098E−01,SNR2: 0.32704
0403−132 2024/06/13 1.50UT FUJI −KISO
C_{peak}= 0.070
t_{peak}= −0.980
t_{edge}= −0.980
t_{cntr}= −0.906

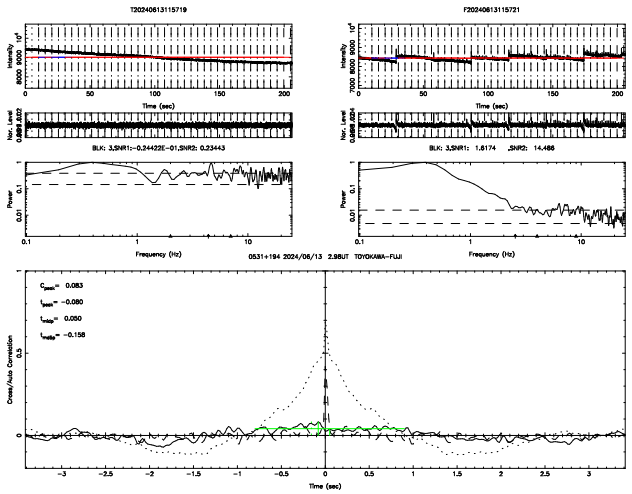
T20240613115719
F20240613115721
BLK: 3,SNR1:-0.24422E-01,SNR2: 0.23443
BLK: 3,SNR1: 1.6174 ,SNR2: 14.486
0531+194 2024/06/13 2.98UT TOYOKAWA-FUJI
C_{peak}= 0.083
t_{peak}= -0.080
t_{edge}= 0.050
t_{edge}= -0.158

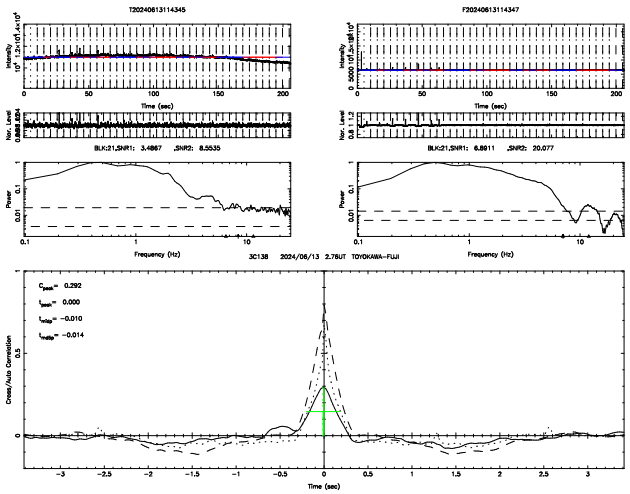
T20240613114345
F20240613114347
BLK:21,SNR1: 3.4867 ,SNR2: 8.5535
BLK:21,SNR1: 6.8911 ,SNR2: 20.077
3C138 2024/06/13 2.76UT TOYOKAWA-FUJI
C_{peak}= 0.292
t_{peak}= 0.000
t_{edge}= -0.010
t_{edge}= -0.014

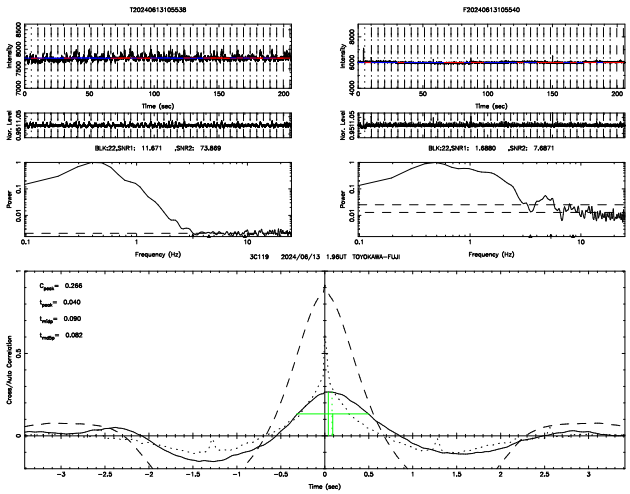
T20240613105538
F20240613105540
BLK:22,SNR1: 11.671 ,SNR2: 73.869
BLK:22,SNR1: 1.6880 ,SNR2: 7.6871
3C119 2024/06/13 1.96UT TOYOKAWA-FUJI
C_{peak}= 0.266
t_{peak}= 0.040
t_{edge}= 0.090
t_{edge}= 0.082

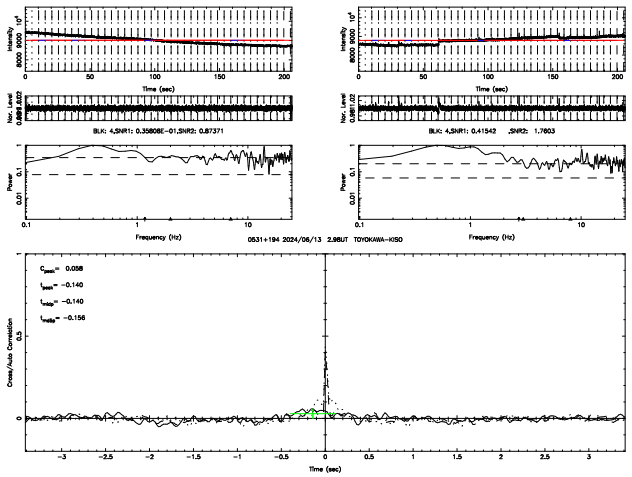
T20240613115719
K20240613115716
BLK: 4,SNR1: 0.35808E-01,SNR2: 0.87371
BLK: 4,SNR1: 0.41542 ,SNR2: 1.7603
0531+194 2024/06/13 2.98UT TOYOKAWA-KISO
C_{peak}= 0.058
t_{peak}= -0.140
t_{edge}= -0.140
t_{edge}= -0.156

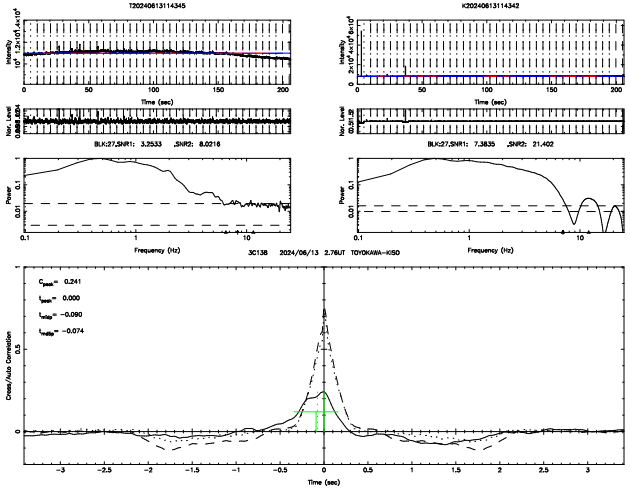
T20240613114345
K20240613114342
BLK:27,SNR1: 3.2533 ,SNR2: 8.0216
BLK:27,SNR1: 7.3835 ,SNR2: 21.402
3C138 2024/06/13 2.76UT TOYOKAWA-KISO
C_{peak}= 0.241
t_{peak}= 0.000
t_{edge}= -0.090
t_{edge}= -0.074

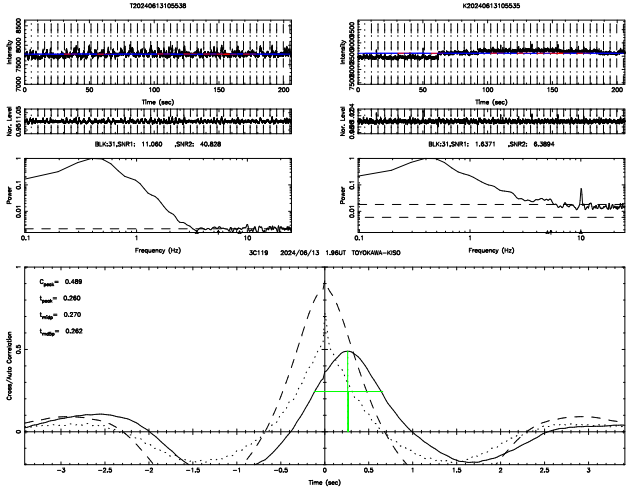
T20240613105538
K20240613105535
BLK:31,SNR1: 11.060 ,SNR2: 40.828
BLK:31,SNR1: 1.6371 ,SNR2: 6.3894
3C119 2024/06/13 1.96UT TOYOKAWA-KISO
C_{peak}= 0.489
t_{peak}= 0.260
t_{edge}= 0.270
t_{edge}= 0.262

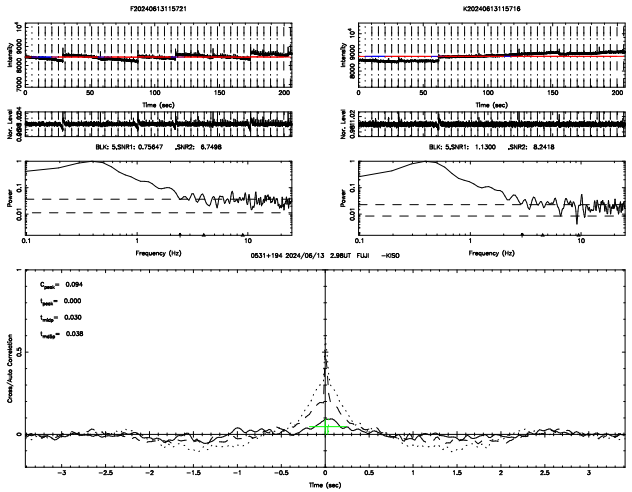
F20240613115721
K20240613115716
BLK: 5,SNR1: 0.75647 ,SNR2: 6.7498
BLK: 5,SNR1: 1.1300 ,SNR2: 8.2418
0531+194 2024/06/13 2.98UT FUJI -KISO
C_{peak}= 0.094
t_{peak}= 0.000
t_{edge}= 0.030
t_{edge}= 0.038

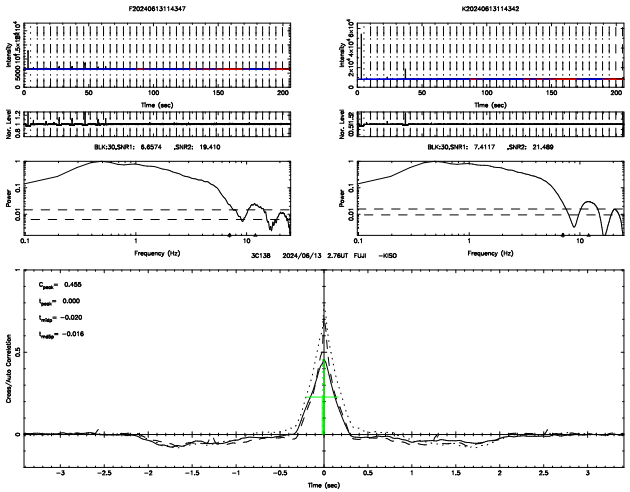
F20240613114347
K20240613114342
BLK:30,SNR1: 6.6574 ,SNR2: 19.410
BLK:30,SNR1: 7.4117 ,SNR2: 21.489
3C138 2024/06/13 2.76UT FUJI -KISO
C_{peak}= 0.455
t_{peak}= 0.000
t_{edge}= -0.020
t_{edge}= -0.016

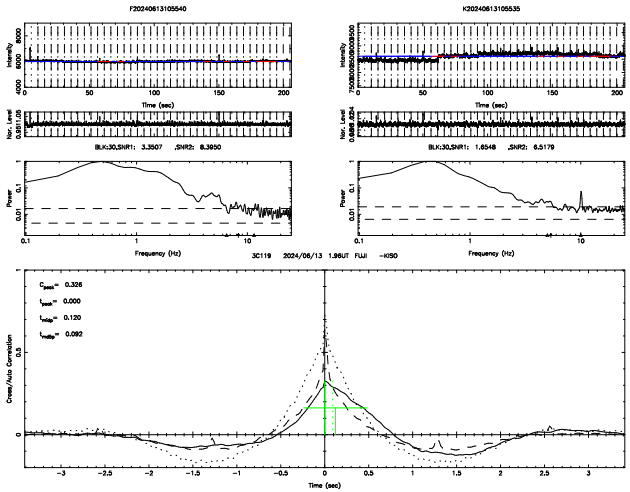
F20240613105540
K20240613105535
BLK:30,SNR1: 3.3507 ,SNR2: 8.3950
BLK:30,SNR1: 1.6548 ,SNR2: 6.5179
3C119 2024/06/13 1.96UT FUJI -KISO
C_{peak}= 0.326
t_{peak}= 0.000
t_{edge}= 0.120
t_{edge}= 0.092

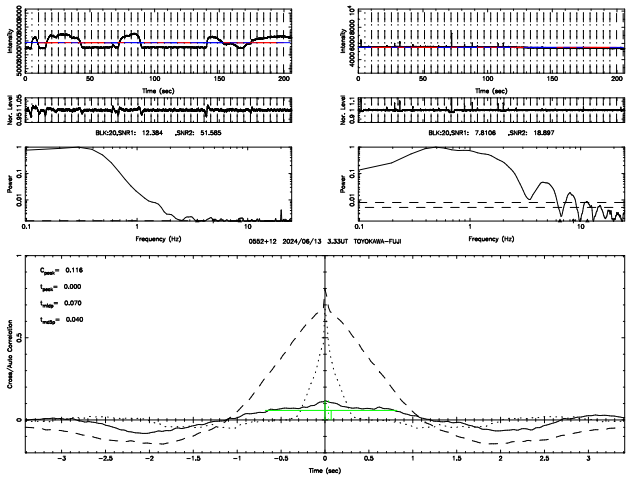
T20240613121800
F20240613121802
BLK:30,SNR1: 12.384 ,SNR2: 51.585
BLK:30,SNR1: 7.8106 ,SNR2: 18.897
0552+12 2024/06/13 3.33UT TOYOKAWA−FUJI
C_{peak}= 0.116
t_{peak}= 0.000
t_{rise}= 0.070
t_{rise}= 0.040

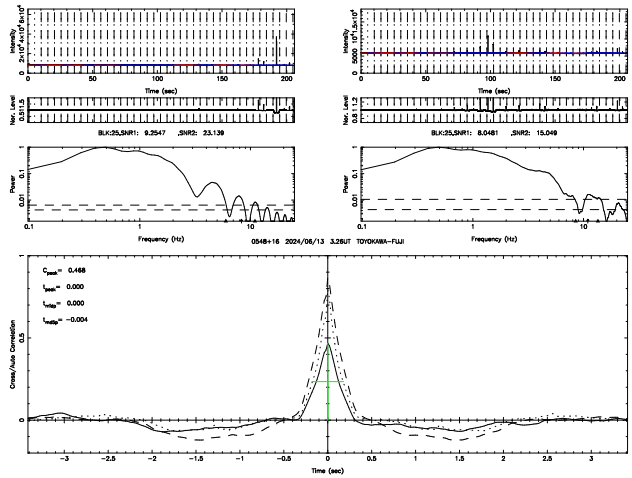
T20240613121350
F20240613121352
BLK:25,SNR1: 9.2547 ,SNR2: 23.139
BLK:25,SNR1: 8.0481 ,SNR2: 15.049
0548+16 2024/06/13 3.26UT TOYOKAWA−FUJI
C_{peak}= 0.468
t_{peak}= 0.000
t_{rise}= 0.000
t_{rise}= −0.004

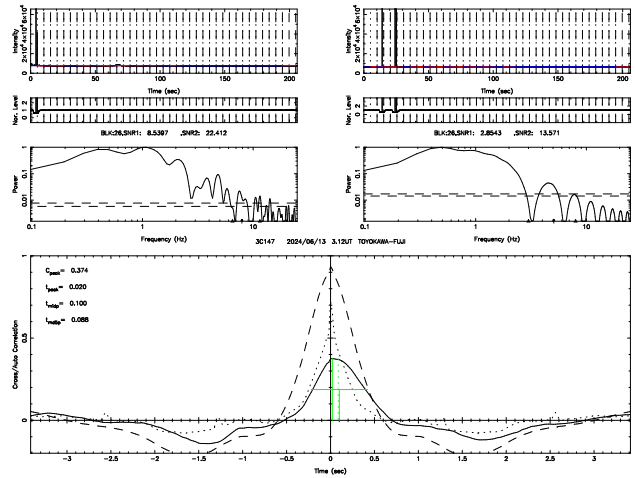
T20240613120538
F20240613120540
BLK:26,SNR1: 8.5397 ,SNR2: 22.412
BLK:26,SNR1: 2.8543 ,SNR2: 13.571
3C147 2024/06/13 3.12UT TOYOKAWA−FUJI
C_{peak}= 0.374
t_{peak}= 0.020
t_{rise}= 0.100
t_{rise}= 0.088

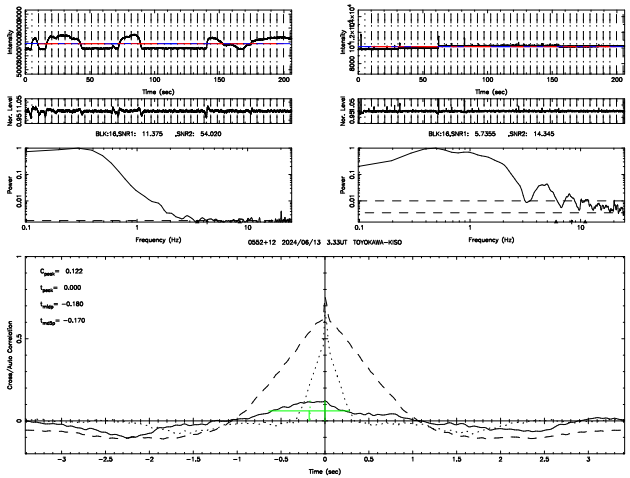
T20240613121800
K20240613121757
BLK:16,SNR1: 11.375 ,SNR2: 54.020
BLK:16,SNR1: 5.7355 ,SNR2: 14.345
0552+12 2024/06/13 3.33UT TOYOKAWA−KISO
C_{peak}= 0.122
t_{peak}= 0.000
t_{rise}= −0.180
t_{rise}= −0.170

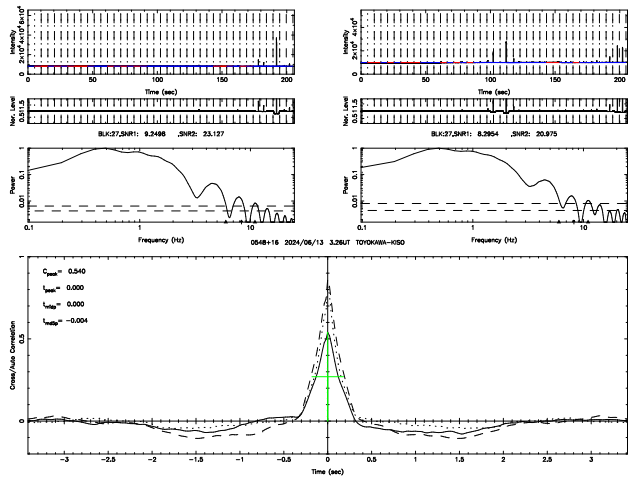
T20240613121350
K20240613121347
BLK:27,SNR1: 9.2496 ,SNR2: 23.127
BLK:27,SNR1: 8.2954 ,SNR2: 20.975
0548+16 2024/06/13 3.26UT TOYOKAWA−KISO
C_{peak}= 0.540
t_{peak}= 0.000
t_{rise}= 0.000
t_{rise}= −0.004

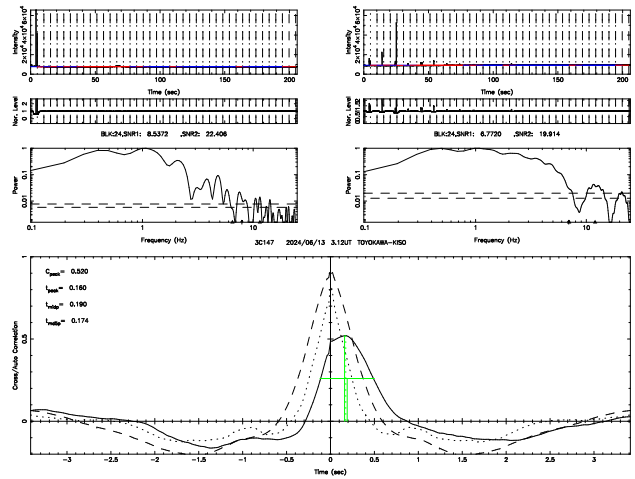
T20240613120538
K20240613120535
BLK:24,SNR1: 8.5372 ,SNR2: 22.406
BLK:24,SNR1: 6.7720 ,SNR2: 19.914
3C147 2024/06/13 3.12UT TOYOKAWA−KISO
C_{peak}= 0.520
t_{peak}= 0.160
t_{rise}= 0.190
t_{rise}= 0.174

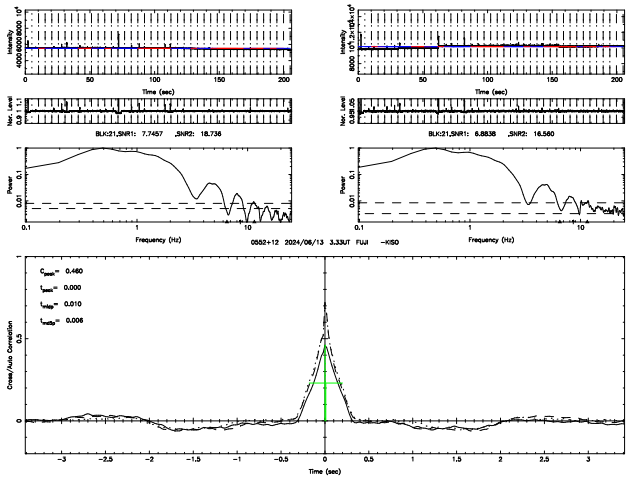
F20240613121802
K20240613121757
BLK:21,SNR1: 7.7457 ,SNR2: 18.736
BLK:21,SNR1: 6.8838 ,SNR2: 16.560
0552+12 2024/06/13 3.33UT FUJI −KISO
C_{peak}= 0.460
t_{peak}= 0.000
t_{rise}= 0.010
t_{rise}= 0.006

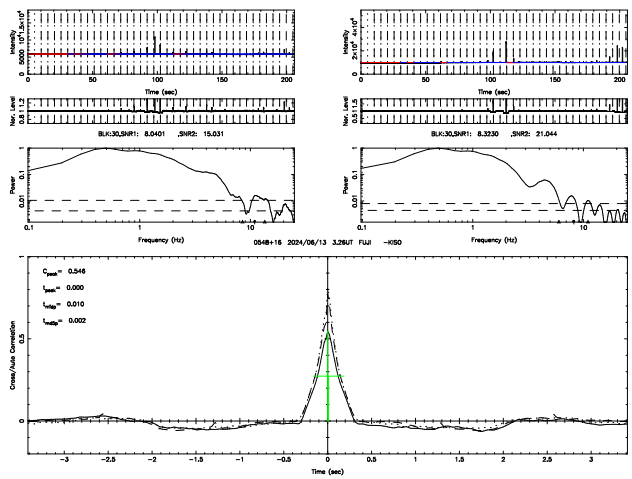
F20240613121352
K20240613121347
BLK:30,SNR1: 8.0401 ,SNR2: 15.031
BLK:30,SNR1: 8.3230 ,SNR2: 21.044
0548+16 2024/06/13 3.26UT FUJI −KISO
C_{peak}= 0.546
t_{peak}= 0.000
t_{rise}= 0.010
t_{rise}= 0.002

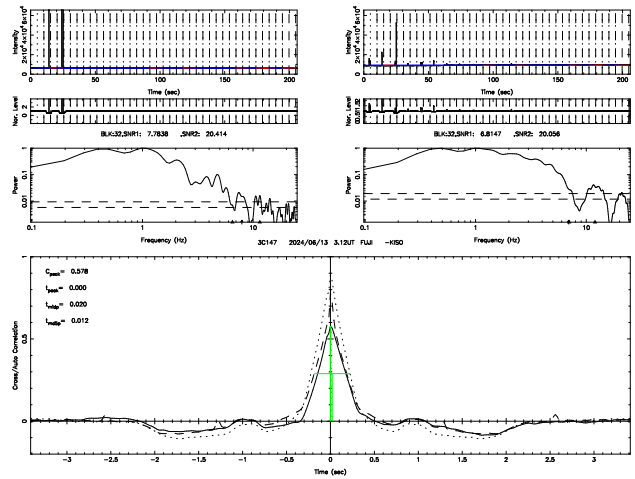
F20240613120540
K20240613120535
BLK:32,SNR1: 7.7838 ,SNR2: 20.414
BLK:32,SNR1: 6.8147 ,SNR2: 20.056
3C147 2024/06/13 3.12UT FUJI −KISO
C_{peak}= 0.578
t_{peak}= 0.000
t_{rise}= 0.020
t_{rise}= 0.012

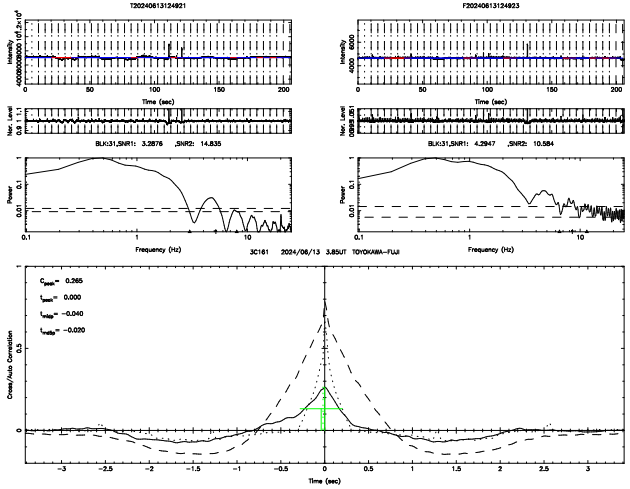
T20240613124921
F20240613124923
BLK:31,SNR1: 3.2876 ,SNR2: 14.835
BLK:31,SNR1: 4.2947 ,SNR2: 10.584
3C161 2024/06/13 3.85UT TOYOKAMA-FUJI
C_{peak}= 0.365
t_{peak}= 0.000
t_{ridge}= −0.040
t_{edge}= −0.020

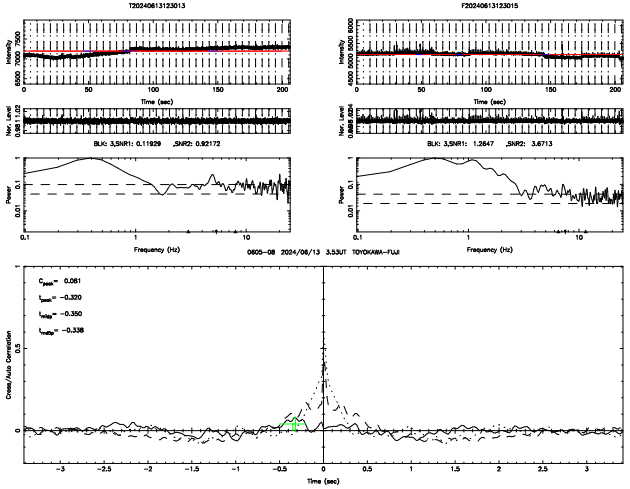
T20240613123013
F20240613123015
BLK: 3,SNR1: 0.11929 ,SNR2: 0.92172
BLK: 3,SNR1: 1.2647 ,SNR2: 3.6713
0605−08 2024/06/13 3.53UT TOYOKAMA-FUJI
C_{peak}= 0.081
t_{peak}= −0.320
t_{ridge}= −0.350
t_{edge}= −0.338

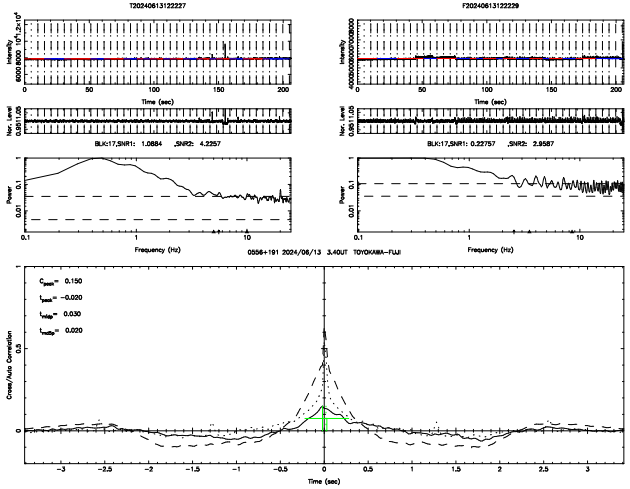
T20240613122227
F20240613122229
BLK:17,SNR1: 1.0884 ,SNR2: 4.2257
BLK:17,SNR1: 0.22757 ,SNR2: 2.9587
0556+191 2024/06/13 3.40UT TOYOKAMA-FUJI
C_{peak}= 0.150
t_{peak}= −0.020
t_{ridge}= 0.030
t_{edge}= 0.020

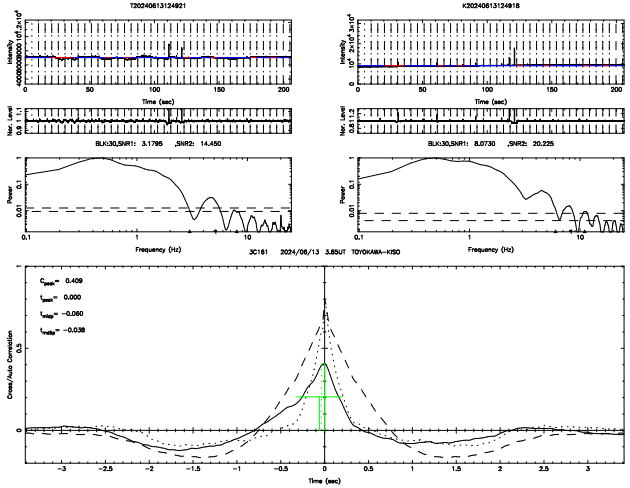
T20240613124921
K20240613124918
BLK:30,SNR1: 3.1795 ,SNR2: 14.450
BLK:30,SNR1: 8.0730 ,SNR2: 20.225
3C161 2024/06/13 3.85UT TOYOKAMA-KISO
C_{peak}= 0.409
t_{peak}= 0.000
t_{ridge}= −0.060
t_{edge}= −0.038

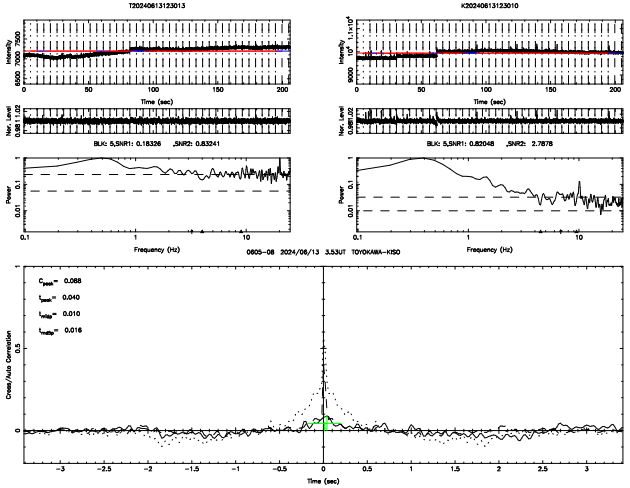
T20240613123013
K20240613123010
BLK: 5,SNR1: 0.18326 ,SNR2: 0.83241
BLK: 5,SNR1: 0.82048 ,SNR2: 2.7878
0605−08 2024/06/13 3.53UT TOYOKAMA-KISO
C_{peak}= 0.088
t_{peak}= 0.040
t_{ridge}= 0.010
t_{edge}= 0.016

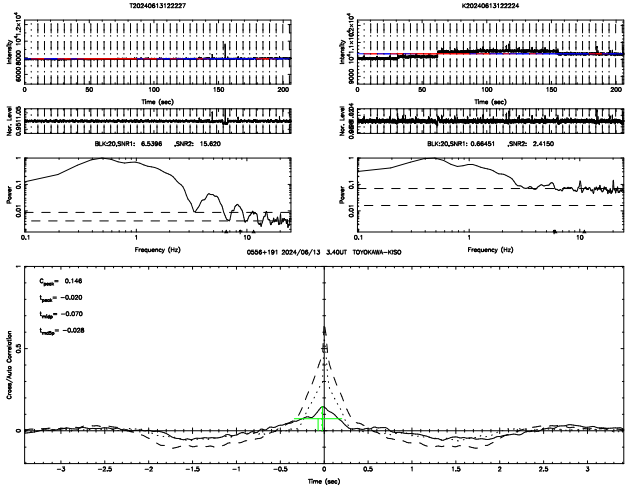
T20240613122227
K20240613122224
BLK:20,SNR1: 6.5396 ,SNR2: 15.620
BLK:20,SNR1: 0.66451 ,SNR2: 2.4150
0556+191 2024/06/13 3.40UT TOYOKAMA-KISO
C_{peak}= 0.146
t_{peak}= −0.020
t_{ridge}= −0.070
t_{edge}= −0.028

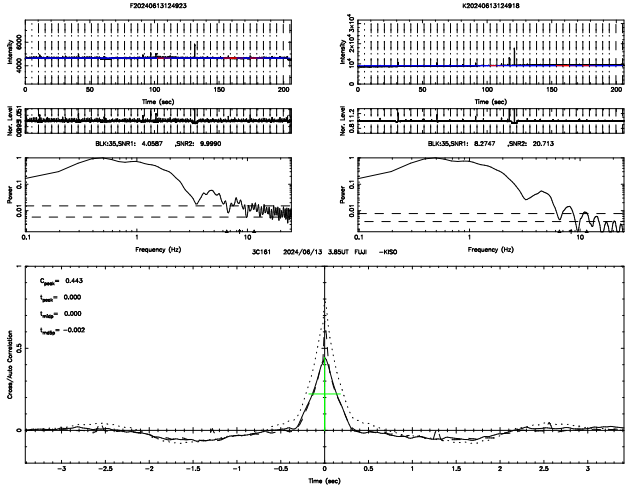
F20240613124923
K20240613124918
BLK:35,SNR1: 4.0587 ,SNR2: 9.9990
BLK:35,SNR1: 8.2747 ,SNR2: 20.713
3C161 2024/06/13 3.85UT FUJI -KISO
C_{peak}= 0.443
t_{peak}= 0.000
t_{ridge}= 0.000
t_{edge}= −0.002

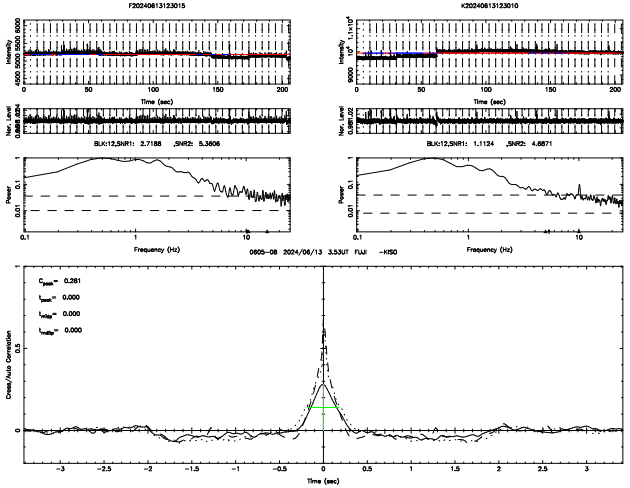
F20240613123015
K20240613123010
BLK:12,SNR1: 2.7188 ,SNR2: 5.3606
BLK:12,SNR1: 1.1124 ,SNR2: 4.6871
0605−08 2024/06/13 3.53UT FUJI -KISO
C_{peak}= 0.281
t_{peak}= 0.000
t_{ridge}= 0.000
t_{edge}= 0.000

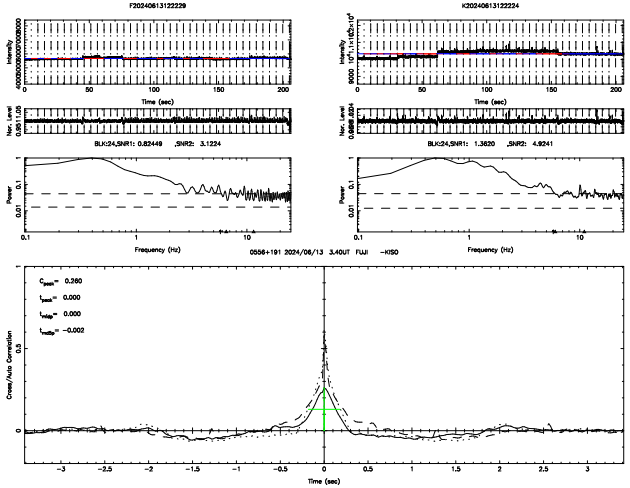
F20240613122229
K20240613122224
BLK:24,SNR1: 0.82449 ,SNR2: 3.1224
BLK:24,SNR1: 1.3620 ,SNR2: 4.9241
0556+191 2024/06/13 3.40UT FUJI -KISO
C_{peak}= 0.260
t_{peak}= 0.000
t_{ridge}= 0.000
t_{edge}= −0.002

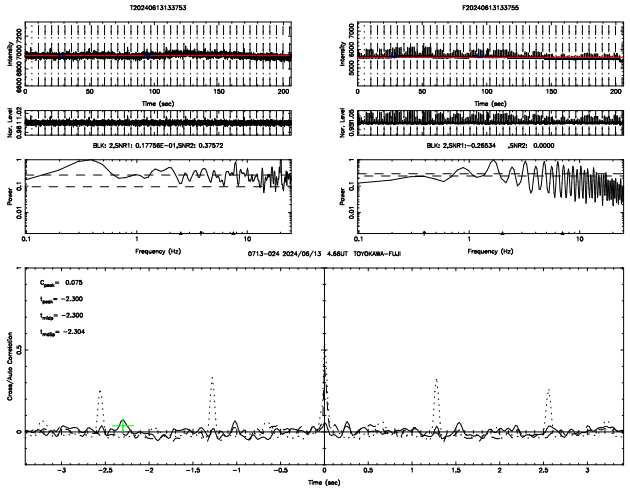
T20240613133753
F20240613133755
BLK: 2,SNR1: 0.17756E-01,SNR2: 0.37572
BLK: 2,SNR1:-0.26534 ,SNR2: 0.0000
0713-024 2024/06/13 4.66UT TOYOKAWA-FUJI
C_{peak}= 0.075
t_{peak}= -2.300
t_{rise}= -2.300
t_{delay}= -2.304

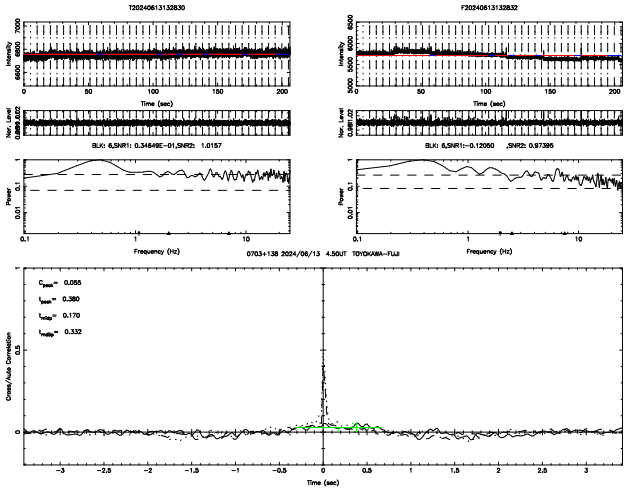
T20240613132830
F20240613132832
BLK: 6,SNR1: 0.34649E-01,SNR2: 1.0157
BLK: 6,SNR1:-0.12050 ,SNR2: 0.97395
0703+138 2024/06/13 4.50UT TOYOKAWA-FUJI
C_{peak}= 0.055
t_{peak}= 0.380
t_{rise}= 0.170
t_{delay}= 0.332

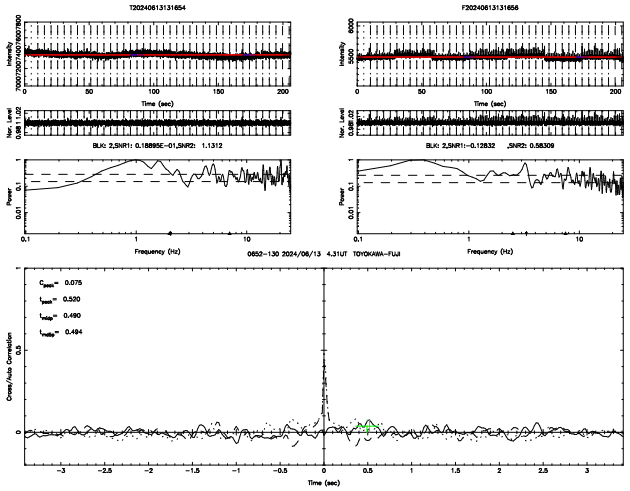
T20240613131654
F20240613131656
BLK: 2,SNR1: 0.18995E-01,SNR2: 1.1312
BLK: 2,SNR1:-0.12832 ,SNR2: 0.58309
0652-130 2024/06/13 4.31UT TOYOKAWA-FUJI
C_{peak}= 0.075
t_{peak}= 0.530
t_{rise}= 0.490
t_{delay}= 0.494

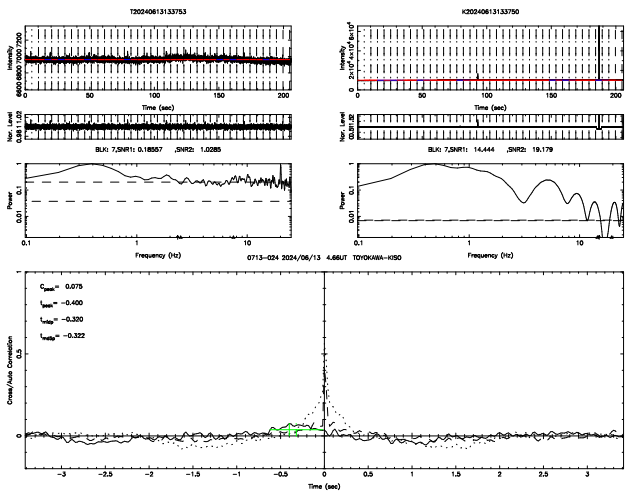
T20240613133753
K20240613133750
BLK: 7,SNR1: 0.18557 ,SNR2: 1.0285
BLK: 7,SNR1: 14.444 ,SNR2: 19.179
0713-024 2024/06/13 4.66UT TOYOKAWA-KISO
C_{peak}= 0.075
t_{peak}= -0.400
t_{rise}= -0.320
t_{delay}= -0.322

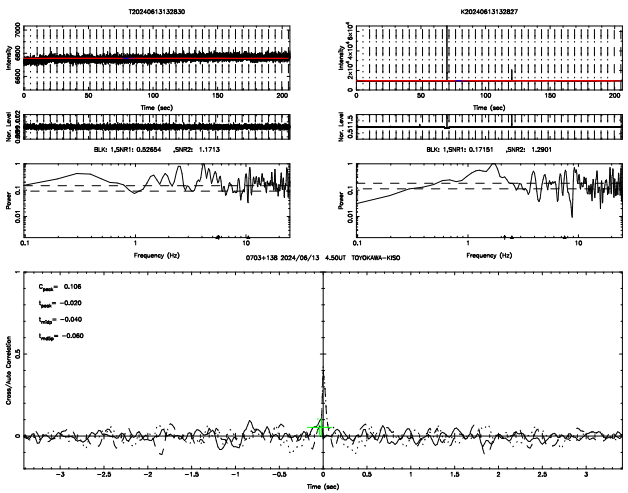
T20240613132830
K20240613132827
BLK: 1,SNR1: 0.52654 ,SNR2: 1.1713
BLK: 1,SNR1: 0.17151 ,SNR2: 1.2901
0703+138 2024/06/13 4.50UT TOYOKAWA-KISO
C_{peak}= 0.105
t_{peak}= -0.020
t_{rise}= -0.040
t_{delay}= -0.060

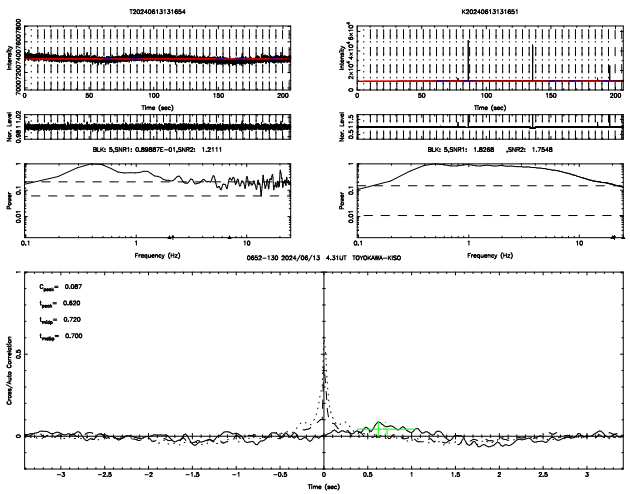
T20240613131654
K20240613131651
BLK: 5,SNR1: 0.89857E-01,SNR2: 1.2111
BLK: 5,SNR1: 1.8268 ,SNR2: 1.7548
0652-130 2024/06/13 4.31UT TOYOKAWA-KISO
C_{peak}= 0.087
t_{peak}= 0.620
t_{rise}= 0.720
t_{delay}= 0.700

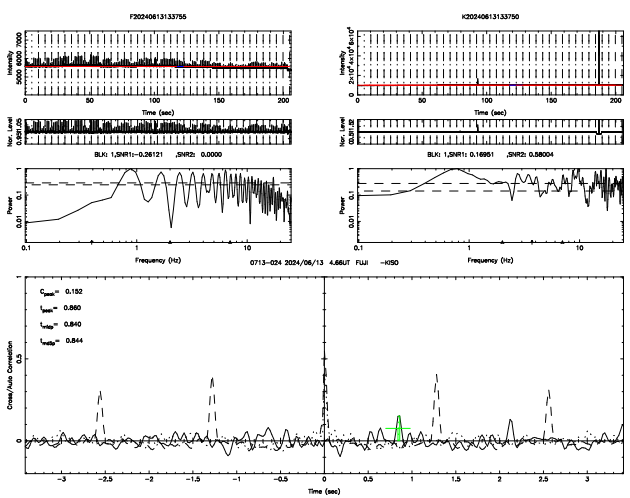
F20240613133755
K20240613133750
BLK: 1,SNR1:-0.26121 ,SNR2: 0.0000
BLK: 1,SNR1: 0.16951 ,SNR2: 0.58004
0713-024 2024/06/13 4.66UT FUJI -KISO
C_{peak}= 0.152
t_{peak}= 0.860
t_{rise}= 0.840
t_{delay}= 0.844

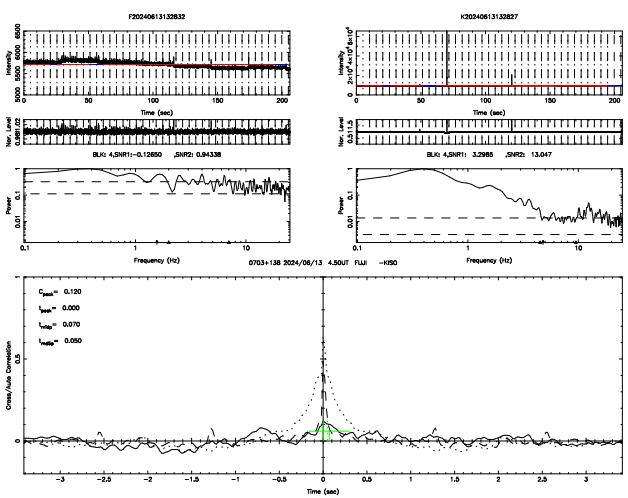
F20240613132832
K20240613132827
BLK: 4,SNR1:-0.12650 ,SNR2: 0.94338
BLK: 4,SNR1: 3.2985 ,SNR2: 13.047
0703+138 2024/06/13 4.50UT FUJI -KISO
C_{peak}= 0.120
t_{peak}= 0.000
t_{rise}= 0.070
t_{delay}= 0.050

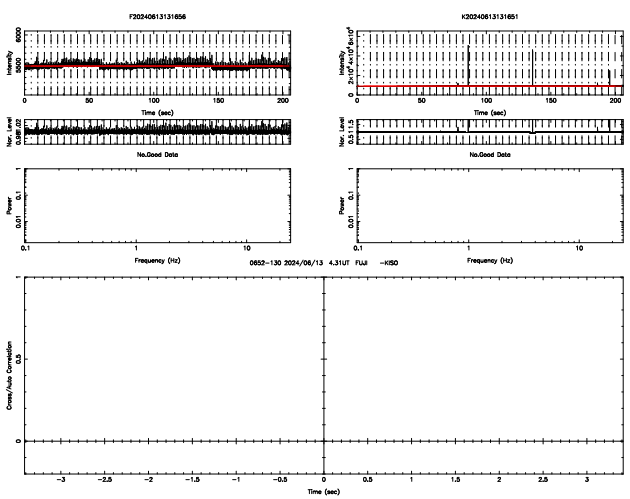
F20240613131656
K20240613131651
No.Good Data
No.Good Data
0652-130 2024/06/13 4.31UT FUJI -KISO

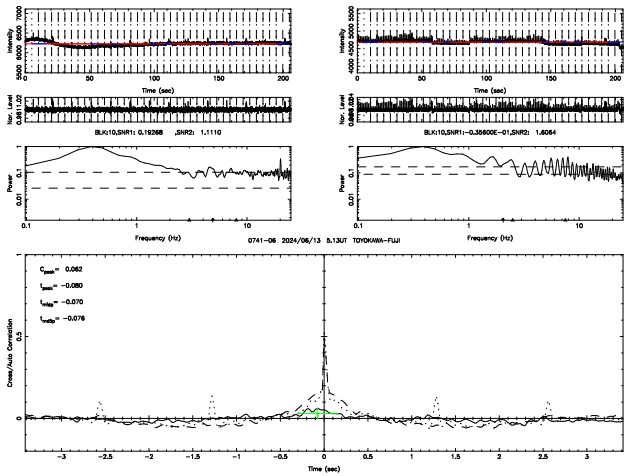
T20240613140621
F20240613140623
BLK10,SNR1: 0.19268 ,SNR2: 1.1110
BLK10,SNR1:-0.35600E-01,SNR2: 1.6064
0741-06 2024/06/13 5.13UT TOYOKAWA-FUJI
C_{peak}= 0.062
t_{peak}= -0.080
t_{relay}= -0.070
t_{centy}= -0.076
Cross/Auto Correlation
Time (sec)

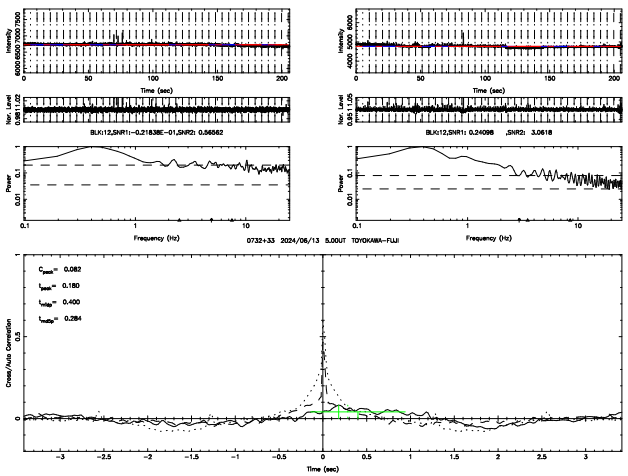
T20240613135819
F20240613135821
BLK12,SNR1:-0.21838E-01,SNR2: 0.56562
BLK12,SNR1: 0.24098 ,SNR2: 3.0618
0732+33 2024/06/13 5.00UT TOYOKAWA-FUJI
C_{peak}= 0.082
t_{peak}= 0.180
t_{relay}= 0.400
t_{centy}= 0.284
Cross/Auto Correlation
Time (sec)

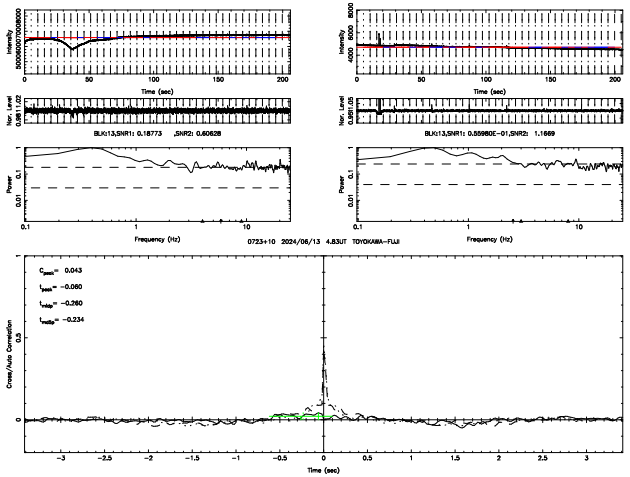
T20240613134805
F20240613134807
BLK13,SNR1: 0.18773 ,SNR2: 0.60628
BLK13,SNR1: 0.55980E-01,SNR2: 1.1669
0723+10 2024/06/13 4.83UT TOYOKAWA-FUJI
C_{peak}= 0.043
t_{peak}= -0.060
t_{relay}= -0.260
t_{centy}= -0.234
Cross/Auto Correlation
Time (sec)

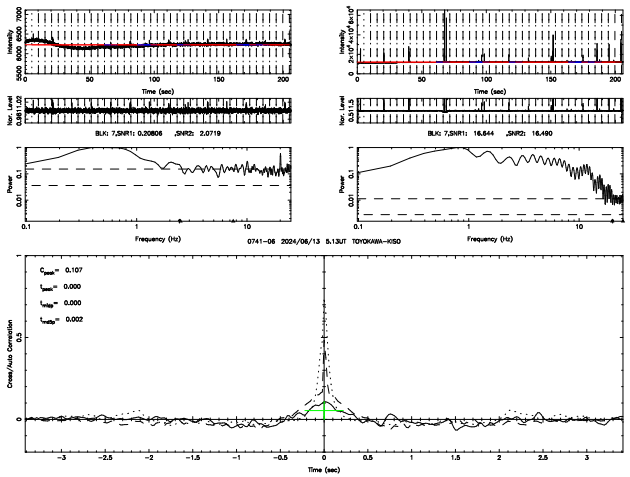
T20240613140621
K20240613140618
BLK: 7,SNR1: 0.20806 ,SNR2: 2.0719
BLK: 7,SNR1: 16.544 ,SNR2: 16.490
0741-06 2024/06/13 5.13UT TOYOKAWA-KISO
C_{peak}= 0.107
t_{peak}= 0.000
t_{relay}= 0.000
t_{centy}= 0.002
Cross/Auto Correlation
Time (sec)

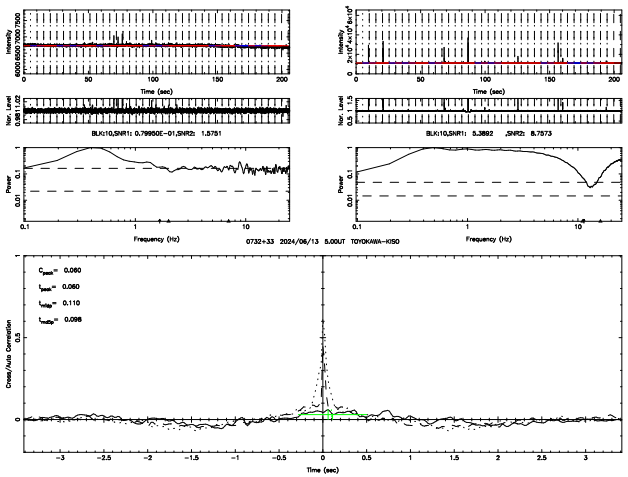
T20240613135819
K20240613135816
BLK10,SNR1: 0.79950E-01,SNR2: 1.5751
BLK10,SNR1: 0.3892 ,SNR2: 8.7573
0732+33 2024/06/13 5.00UT TOYOKAWA-KISO
C_{peak}= 0.060
t_{peak}= 0.060
t_{relay}= 0.110
t_{centy}= 0.098
Cross/Auto Correlation
Time (sec)

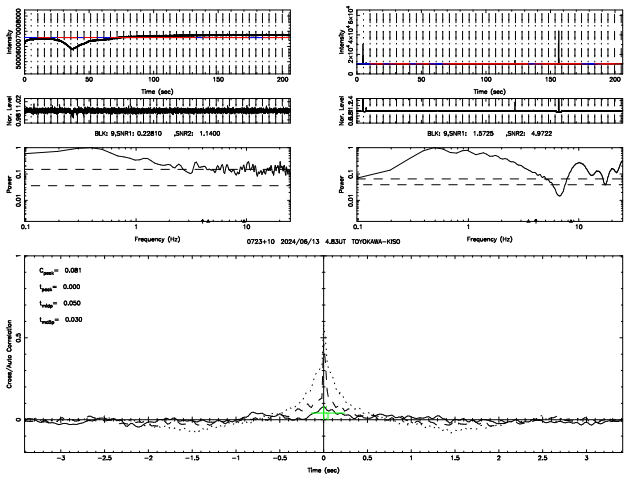
T20240613134805
K20240613134802
BLK: 9,SNR1: 0.22810 ,SNR2: 1.1400
BLK: 9,SNR1: 1.5725 ,SNR2: 4.9722
0723+10 2024/06/13 4.83UT TOYOKAWA-KISO
C_{peak}= 0.081
t_{peak}= 0.000
t_{relay}= 0.050
t_{centy}= 0.030
Cross/Auto Correlation
Time (sec)

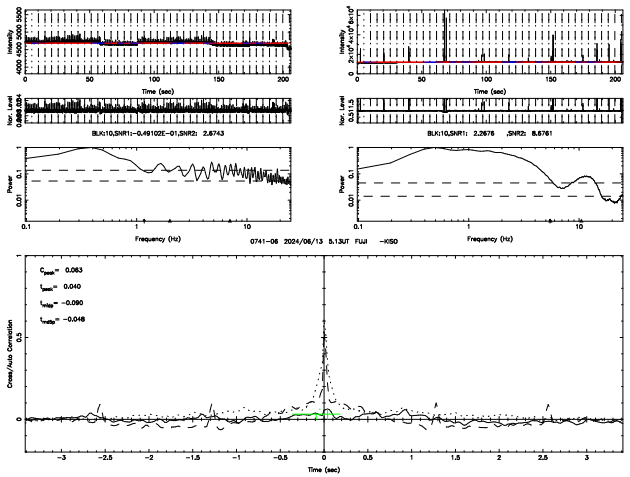
F20240613140623
K20240613140618
BLK10,SNR1:-0.49102E-01,SNR2: 2.6743
BLK10,SNR1: 2.2676 ,SNR2: 8.6761
0741-06 2024/06/13 5.13UT FUJI -KISO
C_{peak}= 0.063
t_{peak}= 0.040
t_{relay}= -0.080
t_{centy}= -0.048
Cross/Auto Correlation
Time (sec)

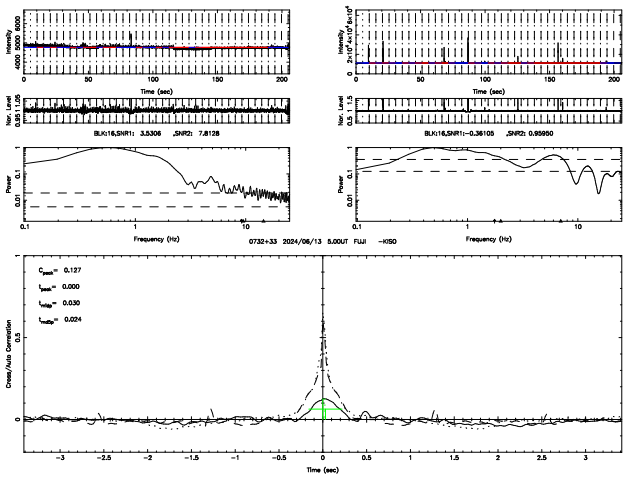
F20240613135821
K20240613135816
BLK16,SNR1: 3.5306 ,SNR2: 7.8128
BLK16,SNR1:-0.36105 ,SNR2: 0.95950
0732+33 2024/06/13 5.00UT FUJI -KISO
C_{peak}= 0.127
t_{peak}= 0.000
t_{relay}= 0.030
t_{centy}= 0.024
Cross/Auto Correlation
Time (sec)

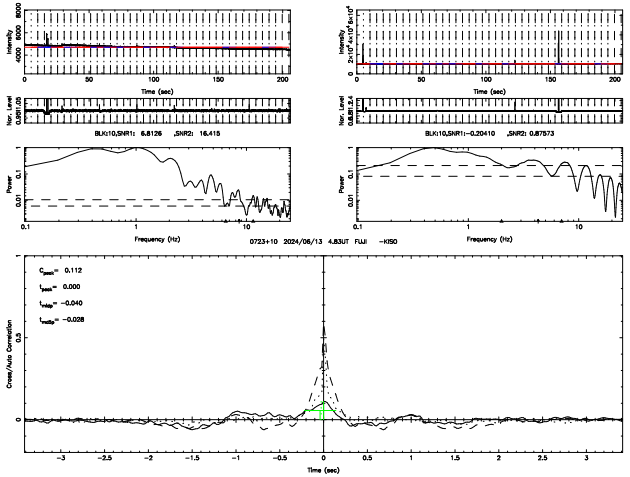
F20240613134807
K20240613134802
BLK10,SNR1: 6.8126 ,SNR2: 16.415
BLK10,SNR1:-0.20410 ,SNR2: 0.87573
0723+10 2024/06/13 4.83UT FUJI -KISO
C_{peak}= 0.112
t_{peak}= 0.000
t_{relay}= -0.040
t_{centy}= -0.028
Cross/Auto Correlation
Time (sec)

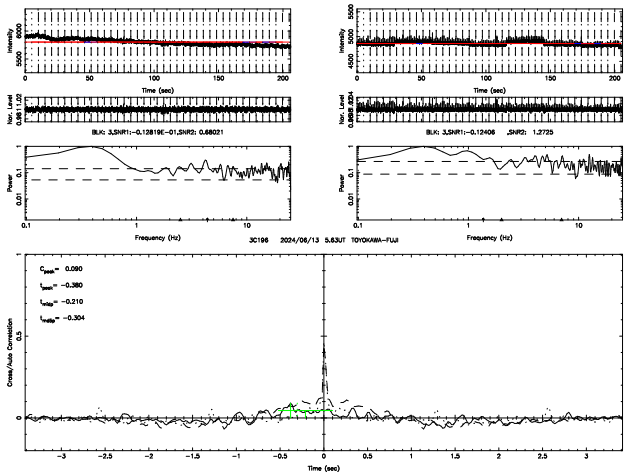
T20240613143605
F20240613143607
BLK: 3,SNR1:-0.12819E-01,SNR2: 0.68021
BLK: 3,SNR1:-0.12408 ,SNR2: 1.2725
3C196 2024/06/13 5.63UT TOYOKAMA-FUJI
C_{peak}= 0.090
t_{peak}= -0.380
t_{edge}= -0.210
t_{delay}= -0.304

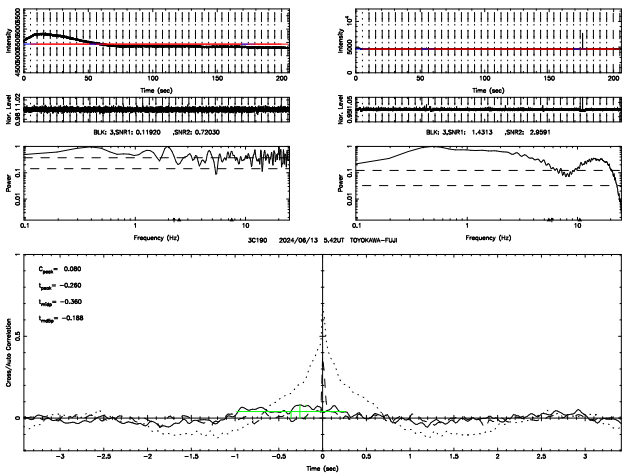
T20240613142340
F20240613142342
BLK: 3,SNR1: 0.11920 ,SNR2: 0.72030
BLK: 3,SNR1: 1.4313 ,SNR2: 2.9591
3C190 2024/06/13 5.42UT TOYOKAMA-FUJI
C_{peak}= 0.080
t_{peak}= -0.260
t_{edge}= -0.360
t_{delay}= -0.188

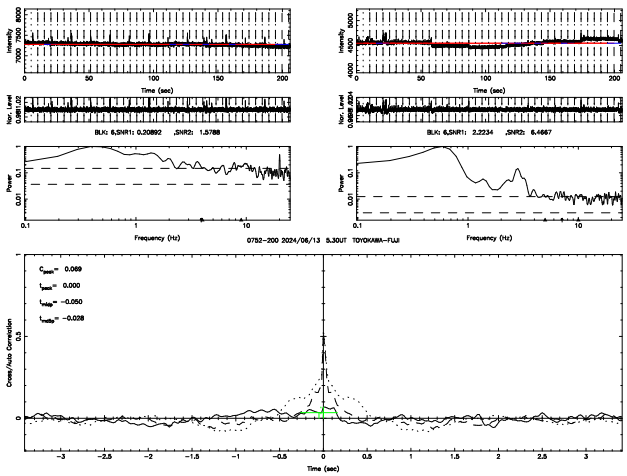
T20240613141606
F20240613141608
BLK: 6,SNR1: 0.30892 ,SNR2: 1.5788
BLK: 6,SNR1: 2.2234 ,SNR2: 6.4667
0752-200 2024/06/13 5.30UT TOYOKAMA-FUJI
C_{peak}= 0.069
t_{peak}= 0.000
t_{edge}= -0.050
t_{delay}= -0.028

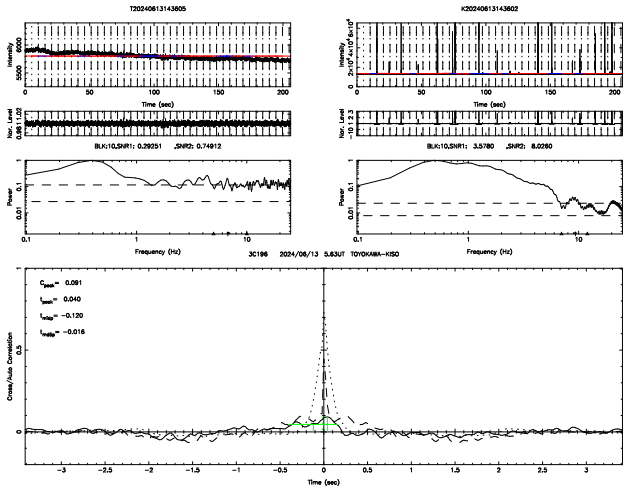
T20240613143605
K20240613143602
BLK:10,SNR1: 0.29251 ,SNR2: 0.74912
BLK:10,SNR1: 3.5780 ,SNR2: 8.0280
3C196 2024/06/13 5.63UT TOYOKAMA-KISO
C_{peak}= 0.091
t_{peak}= 0.040
t_{edge}= -0.120
t_{delay}= -0.016

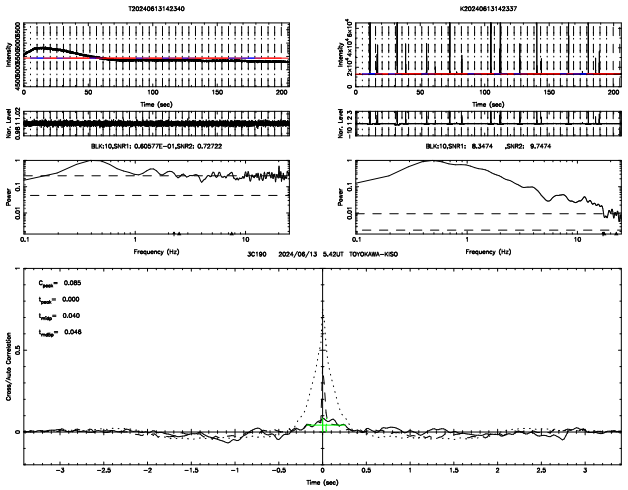
T20240613142340
K20240613142337
BLK:10,SNR1: 0.60577E-01,SNR2: 0.72722
BLK:10,SNR1: 6.3474 ,SNR2: 9.7474
3C190 2024/06/13 5.42UT TOYOKAMA-KISO
C_{peak}= 0.085
t_{peak}= 0.000
t_{edge}= 0.040
t_{delay}= 0.046

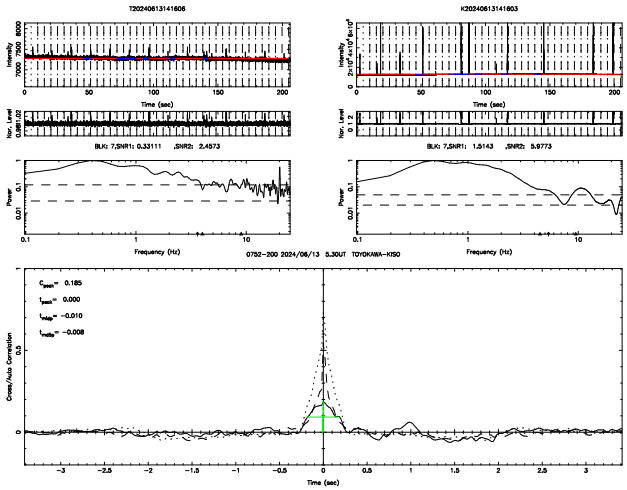
T20240613141606
K20240613141603
BLK: 7,SNR1: 0.33111 ,SNR2: 2.4573
BLK: 7,SNR1: 1.5143 ,SNR2: 5.9773
0752-200 2024/06/13 5.30UT TOYOKAMA-KISO
C_{peak}= 0.185
t_{peak}= 0.000
t_{edge}= -0.010
t_{delay}= -0.008

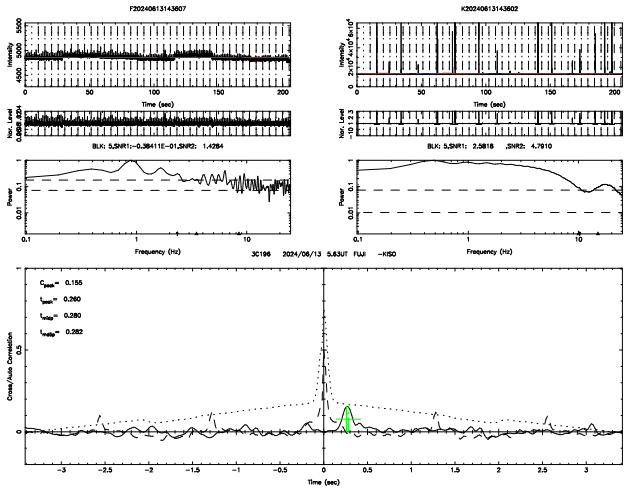
F20240613143607
K20240613143602
BLK: 5,SNR1:-0.38411E-01,SNR2: 1.4284
BLK: 5,SNR1: 2.5818 ,SNR2: 4.7910
3C196 2024/06/13 5.63UT FUJI -KISO
C_{peak}= 0.155
t_{peak}= 0.260
t_{edge}= 0.280
t_{delay}= 0.262

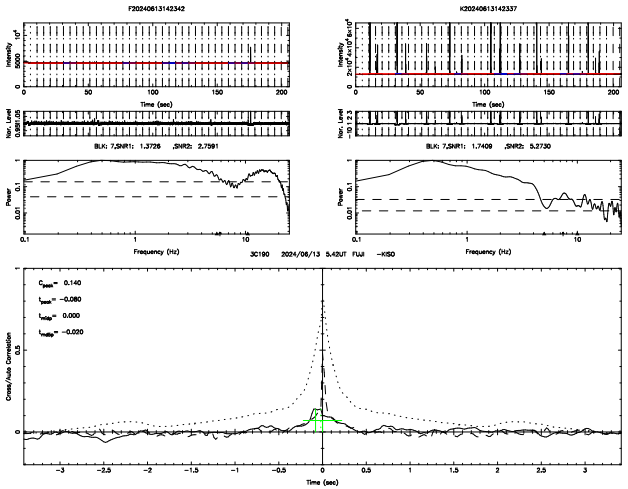
F20240613142342
K20240613142337
BLK: 7,SNR1: 1.3726 ,SNR2: 2.7591
BLK: 7,SNR1: 1.7409 ,SNR2: 5.2730
3C190 2024/06/13 5.42UT FUJI -KISO
C_{peak}= 0.140
t_{peak}= -0.080
t_{edge}= 0.000
t_{delay}= -0.020

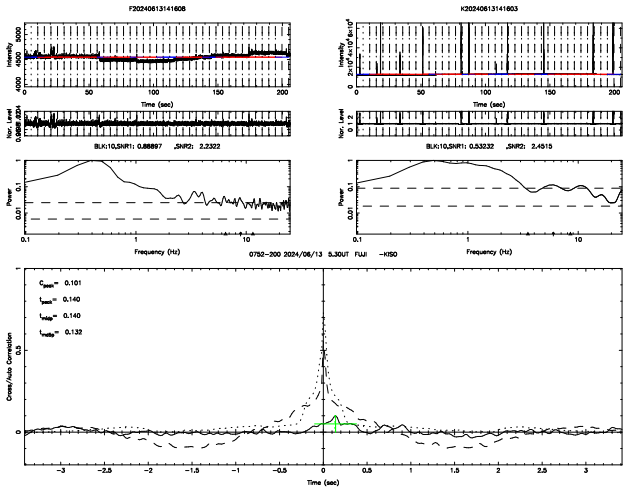
F20240613141608
K20240613141603
BLK:10,SNR1: 0.88897 ,SNR2: 2.2322
BLK:10,SNR1: 0.53232 ,SNR2: 2.4515
0752-200 2024/06/13 5.30UT FUJI -KISO
C_{peak}= 0.101
t_{peak}= 0.140
t_{edge}= 0.140
t_{delay}= 0.132

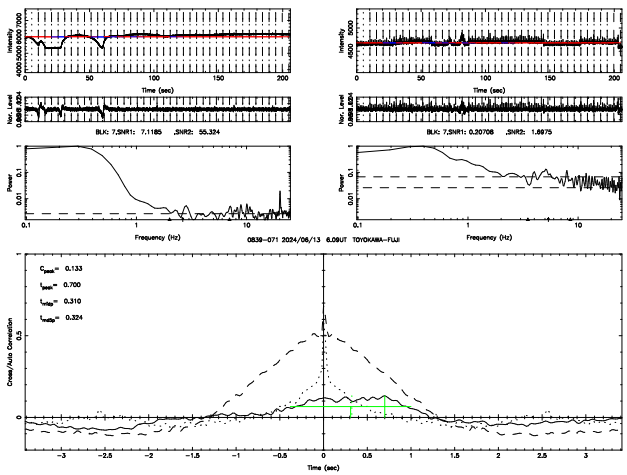
T20240613150400
F20240613150402
BLK: 7,SNR1: 7.1185 ,SNR2: 55.324
BLK: 7,SNR1: 0.20708 ,SNR2: 1.6975
0839−071 2024/06/13 6.09UT TOYOKAWA−FUJI
C_{peak}= 0.133
t_{peak}= 0.700
t_{rise}= 0.310
$t_{rise/fall}$= 0.324

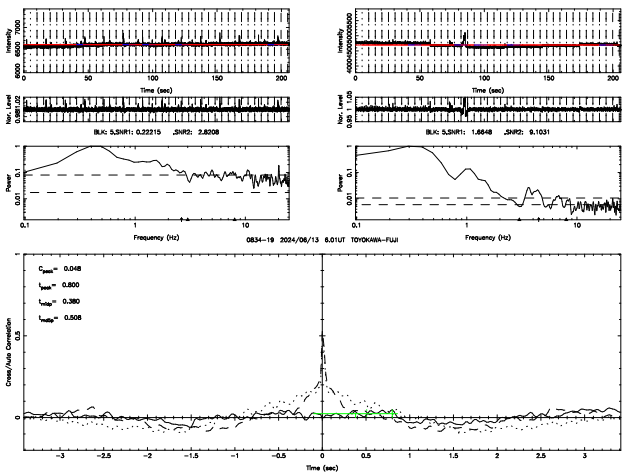
T20240613145855
F20240613145857
BLK: 5,SNR1: 0.22215 ,SNR2: 2.8208
BLK: 5,SNR1: 1.6648 ,SNR2: 9.1031
0834−19 2024/06/13 6.01UT TOYOKAWA−FUJI
C_{peak}= 0.048
t_{peak}= 0.800
t_{rise}= 0.380
$t_{rise/fall}$= 0.508

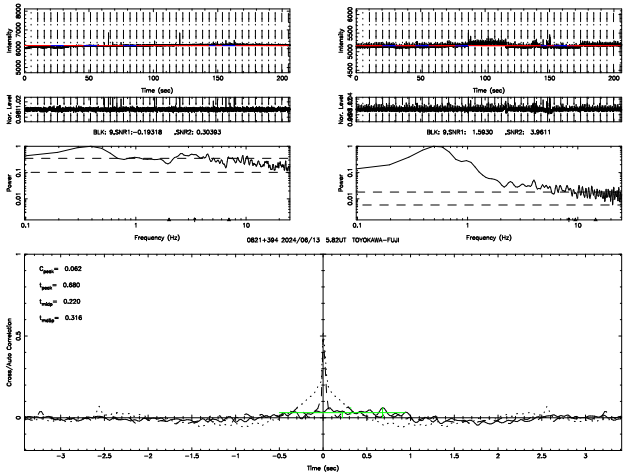
T20240613144715
F20240613144717
BLK: 9,SNR1:−0.19318 ,SNR2: 0.30393
BLK: 9,SNR1: 1.5630 ,SNR2: 3.9611
0821+394 2024/06/13 5.82UT TOYOKAWA−FUJI
C_{peak}= 0.062
t_{peak}= 0.880
t_{rise}= 0.220
$t_{rise/fall}$= 0.316

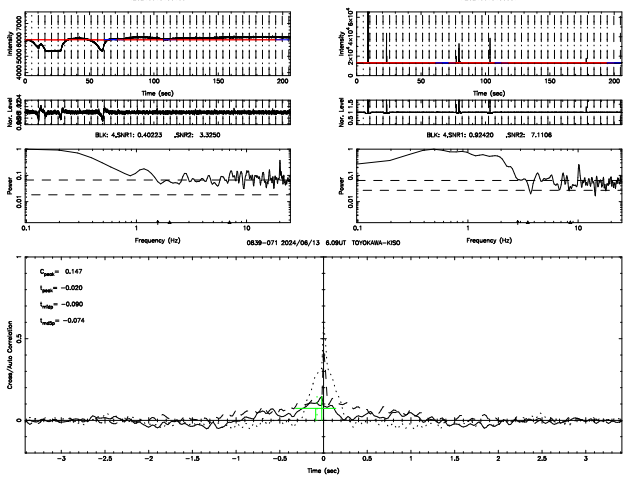
T20240613150400
K20240613150357
BLK: 4,SNR1: 0.40233 ,SNR2: 3.3250
BLK: 4,SNR1: 0.93420 ,SNR2: 7.1106
0839−071 2024/06/13 6.09UT TOYOKAWA−KISO
C_{peak}= 0.147
t_{peak}= −0.020
t_{rise}= −0.090
$t_{rise/fall}$= −0.074

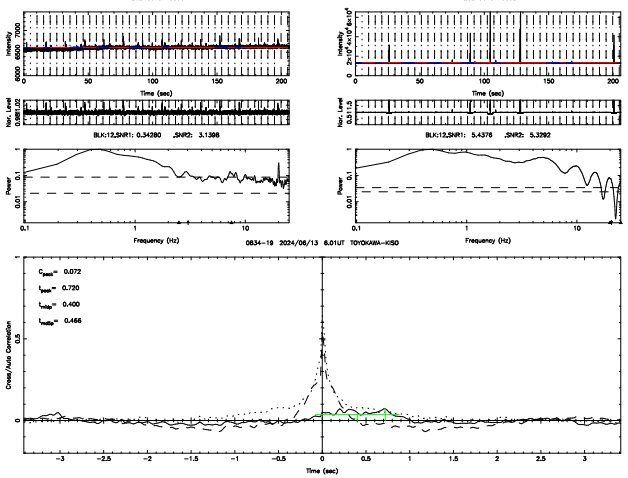
T20240613145855
K20240613145852
BLK:12,SNR1: 0.34280 ,SNR2: 3.1398
BLK:12,SNR1: 5.4376 ,SNR2: 5.3292
0834−19 2024/06/13 6.01UT TOYOKAWA−KISO
C_{peak}= 0.072
t_{peak}= 0.720
t_{rise}= 0.400
$t_{rise/fall}$= 0.466

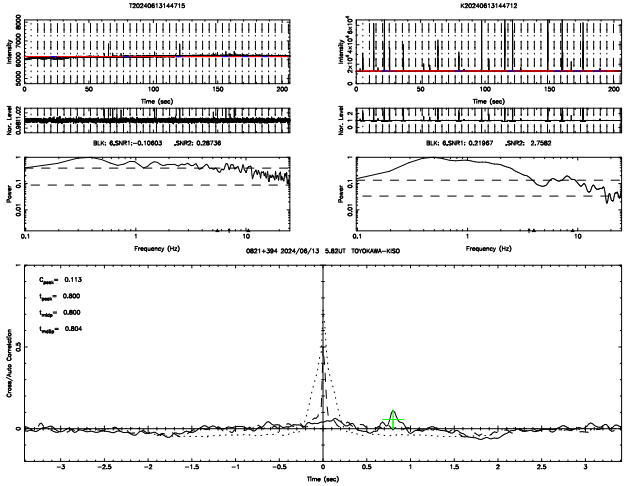
T20240613144715
K20240613144712
BLK: 6,SNR1:−0.10603 ,SNR2: 0.28736
BLK: 6,SNR1: 0.21967 ,SNR2: 2.7562
0821+394 2024/06/13 5.82UT TOYOKAWA−KISO
C_{peak}= 0.113
t_{peak}= 0.800
t_{rise}= 0.800
$t_{rise/fall}$= 0.804

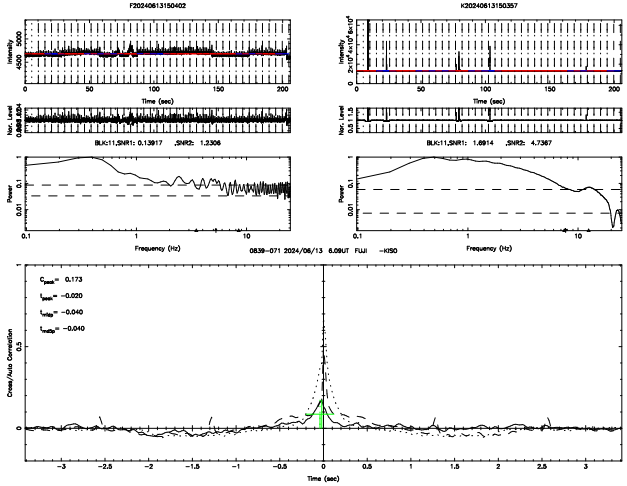
F20240613150402
K20240613150357
BLK:11,SNR1: 0.13917 ,SNR2: 1.2306
BLK:11,SNR1: 1.6914 ,SNR2: 4.7367
0839−071 2024/06/13 6.09UT FUJI −KISO
C_{peak}= 0.173
t_{peak}= −0.020
t_{rise}= −0.040
$t_{rise/fall}$= −0.040

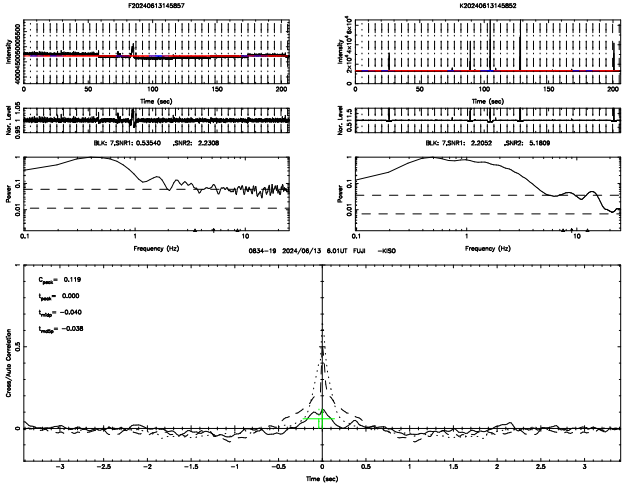
F20240613145857
K20240613145852
BLK: 7,SNR1: 0.53540 ,SNR2: 2.2308
BLK: 7,SNR1: 2.2052 ,SNR2: 5.1809
0834−19 2024/06/13 6.01UT FUJI −KISO
C_{peak}= 0.119
t_{peak}= 0.000
t_{rise}= −0.040
$t_{rise/fall}$= −0.038

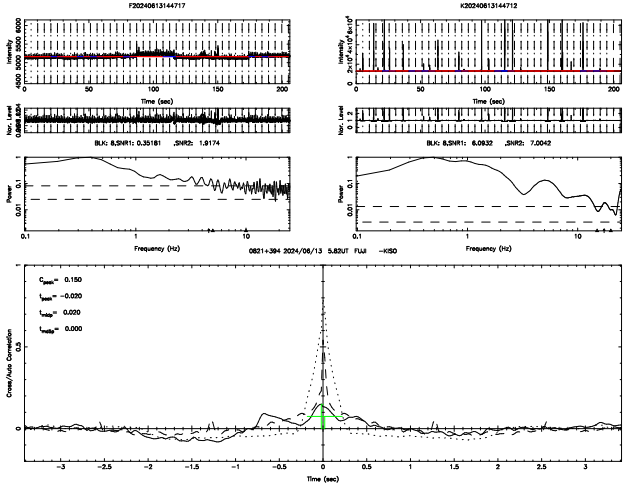
F20240613144717
K20240613144712
BLK: 8,SNR1: 0.35181 ,SNR2: 1.9174
BLK: 8,SNR1: 6.0932 ,SNR2: 7.0042
0821+394 2024/06/13 5.82UT FUJI −KISO
C_{peak}= 0.150
t_{peak}= −0.020
t_{rise}= 0.020
$t_{rise/fall}$= 0.000

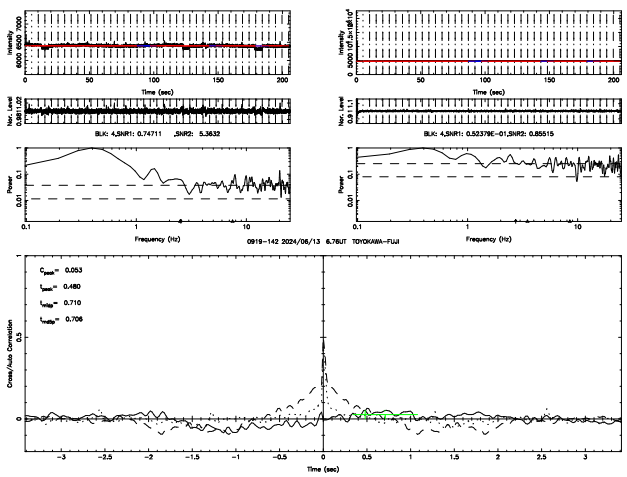
T20240613154354
F20240613154356
BLK: 4,SNR1: 0.74711 ,SNR2: 5.3632
BLK: 4,SNR1: 0.52379E-01,SNR2: 0.85515
0919−142 2024/06/13 6.76UT TOYOKAWA−FUJI
C_{peak}= 0.053
t_{peak}= 0.480
t_{edge}= 0.710
t_{cntr}= 0.706

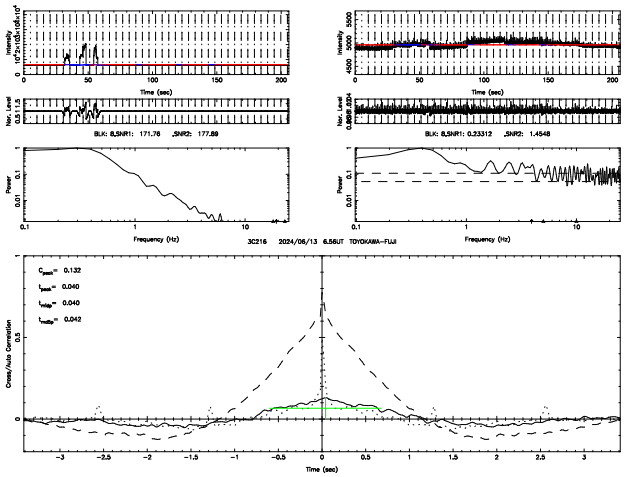
T20240613153142
F20240613153144
BLK: 8,SNR1: 171.76 ,SNR2: 177.89
BLK: 8,SNR1: 0.23312 ,SNR2: 1.4548
3C216 2024/06/13 6.58UT TOYOKAWA−FUJI
C_{peak}= 0.132
t_{peak}= 0.040
t_{edge}= 0.040
t_{cntr}= 0.042

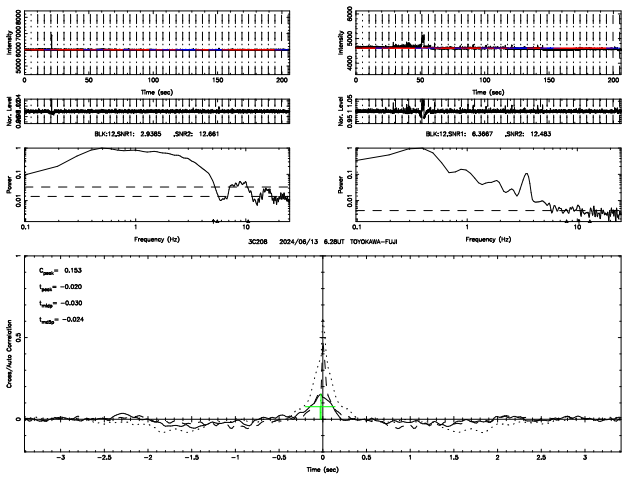
T20240613151501
F20240613151503
BLK:12,SNR1: 2.9385 ,SNR2: 12.661
BLK:12,SNR1: 6.3867 ,SNR2: 12.483
3C208 2024/06/13 6.28UT TOYOKAWA−FUJI
C_{peak}= 0.153
t_{peak}= −0.020
t_{edge}= −0.030
t_{cntr}= −0.024

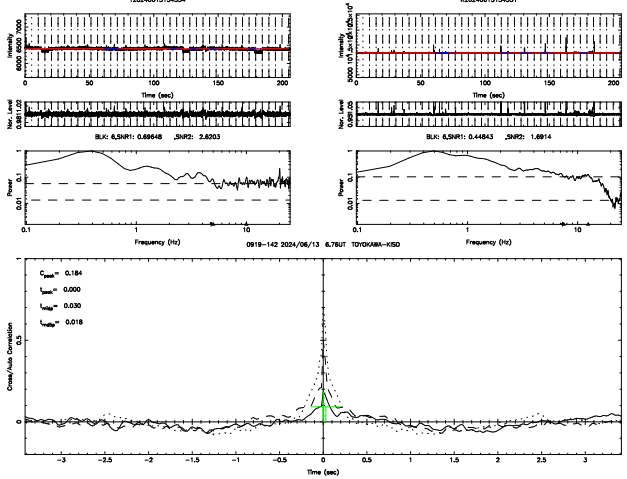
T20240613154354
K20240613154351
BLK: 6,SNR1: 0.69648 ,SNR2: 2.6203
BLK: 6,SNR1: 0.44843 ,SNR2: 1.6914
0919−142 2024/06/13 6.78UT TOYOKAWA−KISO
C_{peak}= 0.184
t_{peak}= 0.000
t_{edge}= 0.030
t_{cntr}= 0.018

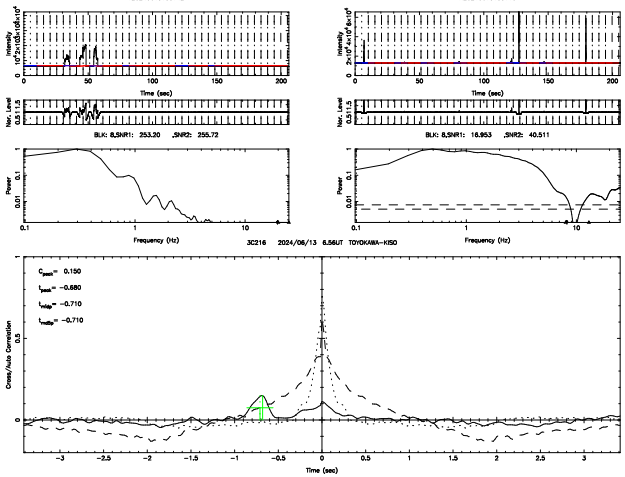
T20240613153142
K20240613153140
BLK: 8,SNR1: 253.20 ,SNR2: 255.72
BLK: 8,SNR1: 16.953 ,SNR2: 40.511
3C216 2024/06/13 6.58UT TOYOKAWA−KISO
C_{peak}= 0.150
t_{peak}= −0.680
t_{edge}= −0.710
t_{cntr}= −0.710

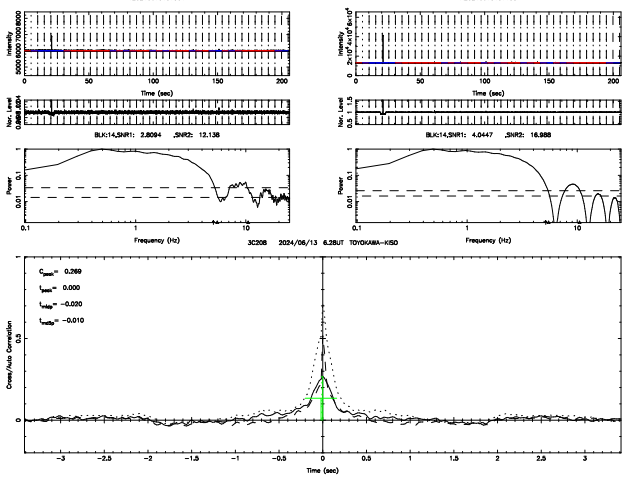
T20240613151501
K20240613151458
BLK:14,SNR1: 2.8094 ,SNR2: 12.136
BLK:14,SNR1: 4.0447 ,SNR2: 16.988
3C208 2024/06/13 6.28UT TOYOKAWA−KISO
C_{peak}= 0.269
t_{peak}= 0.000
t_{edge}= −0.020
t_{cntr}= −0.010

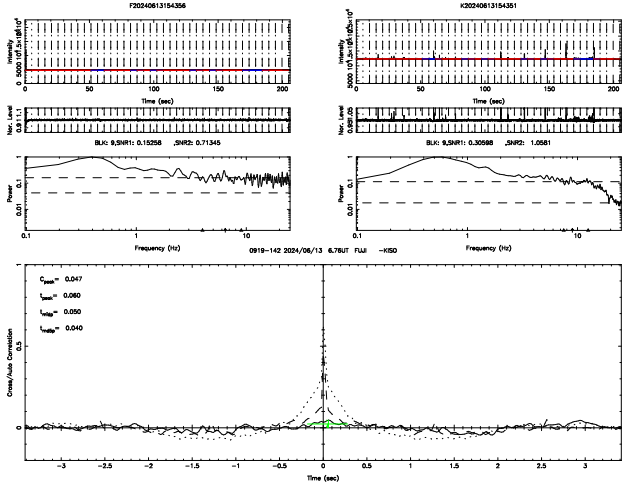
F20240613154356
K20240613154351
BLK: 9,SNR1: 0.15258 ,SNR2: 0.71345
BLK: 9,SNR1: 0.30598 ,SNR2: 1.0581
0919−142 2024/06/13 6.78UT FUJI −KISO
C_{peak}= 0.047
t_{peak}= 0.060
t_{edge}= 0.050
t_{cntr}= 0.040

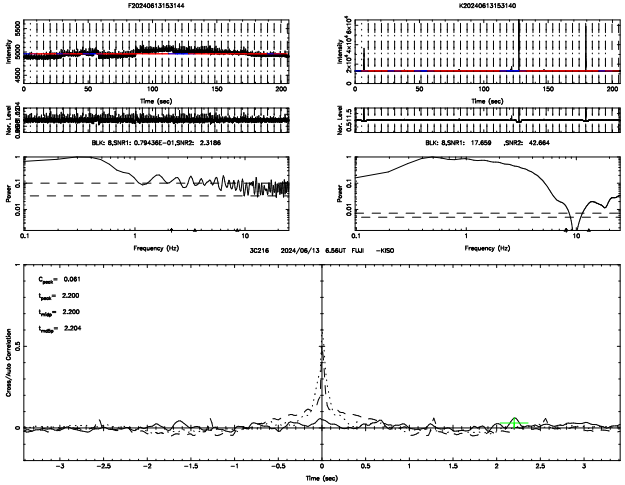
F20240613153144
K20240613153140
BLK: 8,SNR1: 0.79436E−01,SNR2: 2.3186
BLK: 8,SNR1: 17.659 ,SNR2: 42.664
3C216 2024/06/13 6.56UT FUJI −KISO
C_{peak}= 0.061
t_{peak}= 2.200
t_{edge}= 2.200
t_{cntr}= 2.204

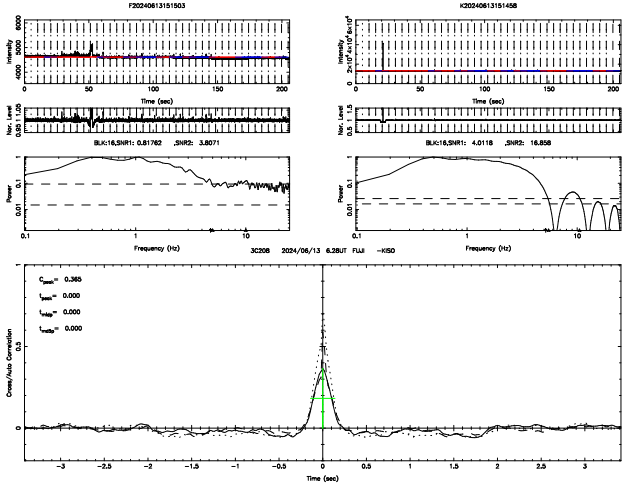
F20240613151503
K20240613151458
BLK:16,SNR1: 0.81762 ,SNR2: 3.8071
BLK:16,SNR1: 4.0118 ,SNR2: 16.858
3C208 2024/06/13 6.28UT FUJI −KISO
C_{peak}= 0.365
t_{peak}= 0.000
t_{edge}= 0.000
t_{cntr}= 0.000

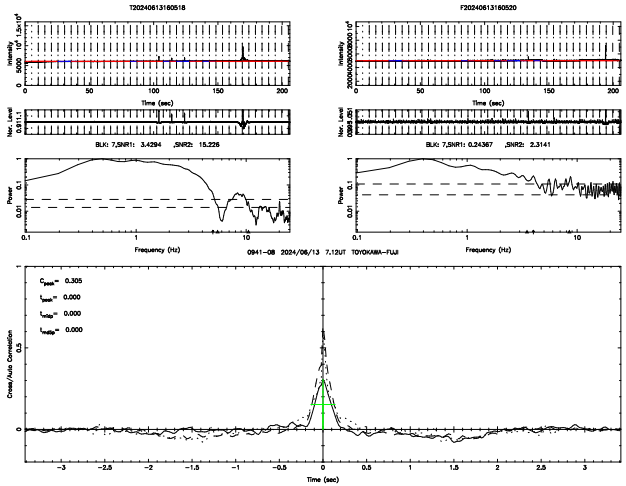
T20240613160518
F20240613160520
BLK: 7,SNR1: 3.4294 ,SNR2: 15.226
BLK: 7,SNR1: 0.24367 ,SNR2: 2.3141
0941−08 2024/06/13 7.12UT TOYOKAWA−FUJI
C_{peak}= 0.305
t_{peak}= 0.000
t_{edge}= 0.000
t_{width}= 0.000

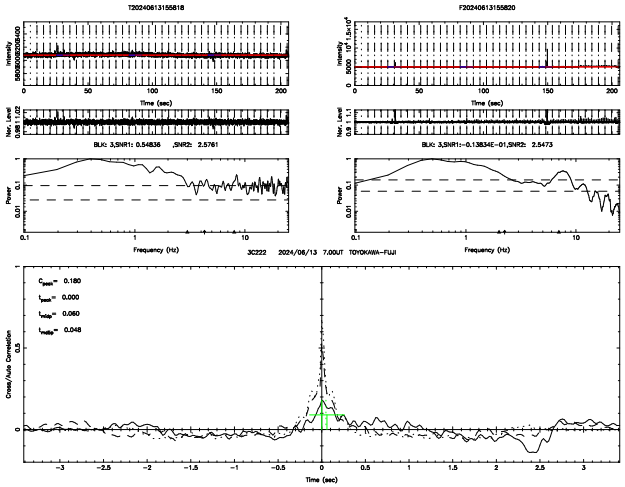
T20240613155818
F20240613155820
BLK: 3,SNR1: 0.54836 ,SNR2: 2.5761
BLK: 3,SNR1:−0.13834E−01,SNR2: 2.5473
3C222 2024/06/13 7.00UT TOYOKAWA−FUJI
C_{peak}= 0.180
t_{peak}= 0.000
t_{edge}= 0.060
t_{width}= 0.048

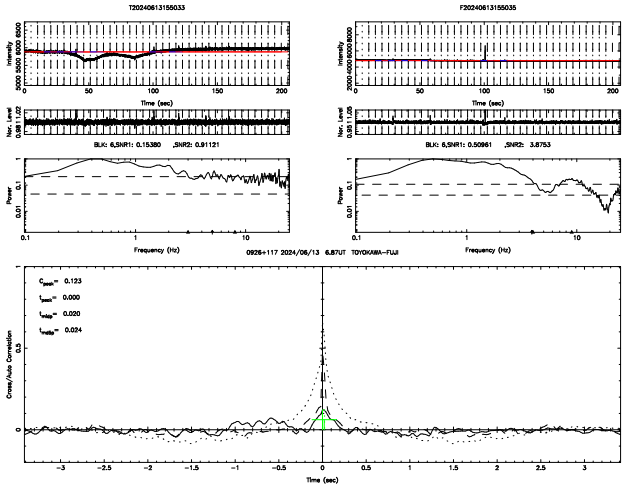
T20240613155033
F20240613155035
BLK: 6,SNR1: 0.15380 ,SNR2: 0.91121
BLK: 6,SNR1: 0.50961 ,SNR2: 3.8753
0926+117 2024/06/13 6.87UT TOYOKAWA−FUJI
C_{peak}= 0.123
t_{peak}= 0.000
t_{edge}= 0.020
t_{width}= 0.024

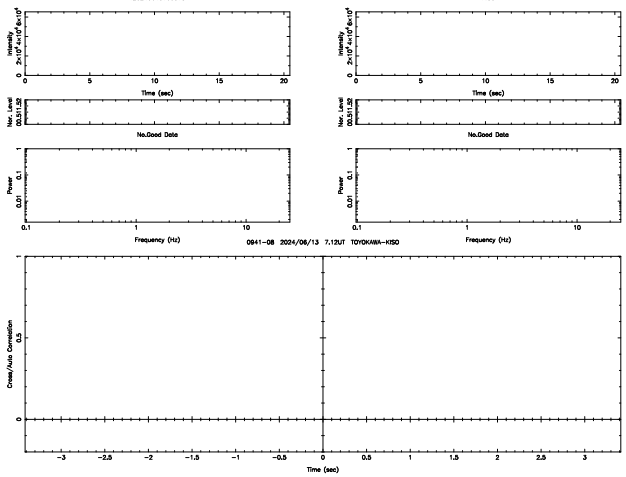
T20240613160518
KISO
No.Good Data
0941−08 2024/06/13 7.12UT TOYOKAWA−KISO

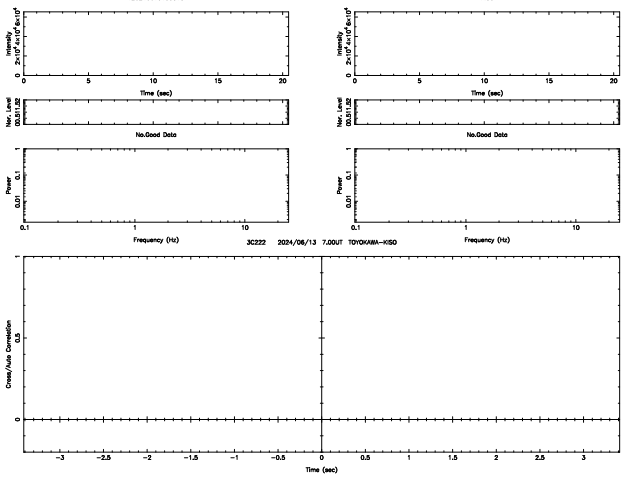
T20240613155818
KISO
No.Good Data
3C222 2024/06/13 7.00UT TOYOKAWA−KISO

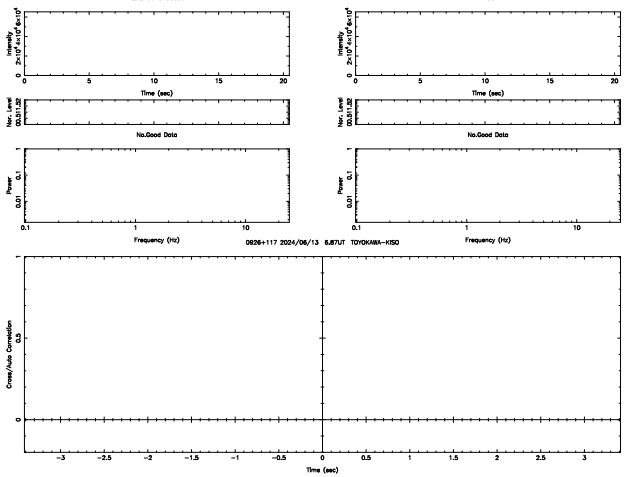
T20240613155033
KISO
No.Good Data
0926+117 2024/06/13 6.87UT TOYOKAWA−KISO

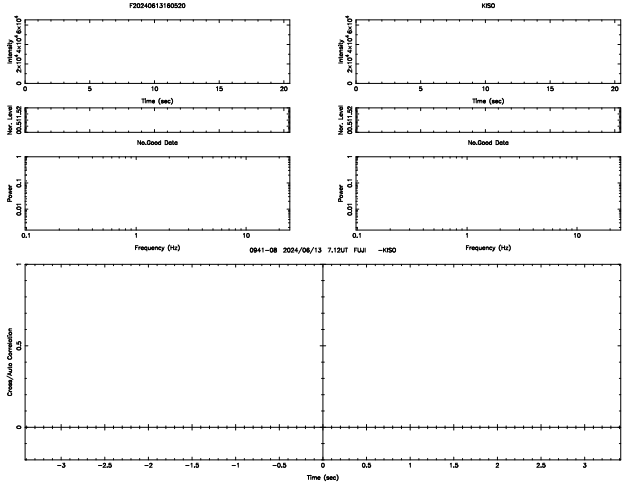
F20240613160520
KISO
No.Good Data
0941−08 2024/06/13 7.12UT FUJI −KISO

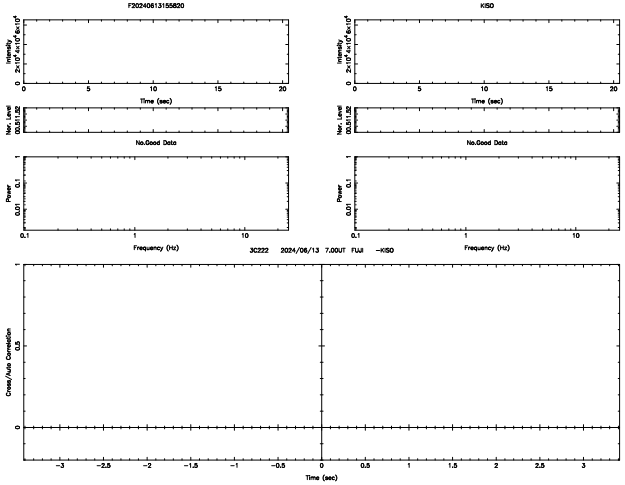
F20240613155820
KISO
No.Good Data
3C222 2024/06/13 7.00UT FUJI −KISO

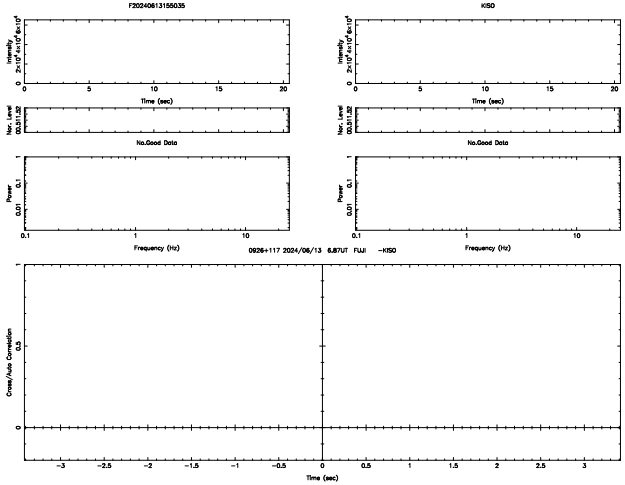
F20240613155035
KISO
No.Good Data
0926+117 2024/06/13 6.87UT FUJI −KISO

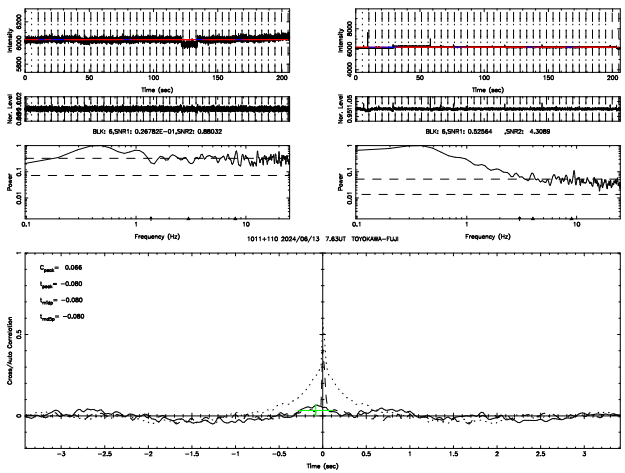
T20240613163556
F20240613163558
BLK: 6,SNR1: 0.26782E-01,SNR2: 0.88032
BLK: 6,SNR1: 0.52564 ,SNR2: 4.3089
1011+110 2024/06/13 7.63UT TOYOKAWA-FUJI
C_{peak}= 0.066
t_{peak}= −0.080
t_{rise}= −0.080
$t_{rise/p}$= −0.080

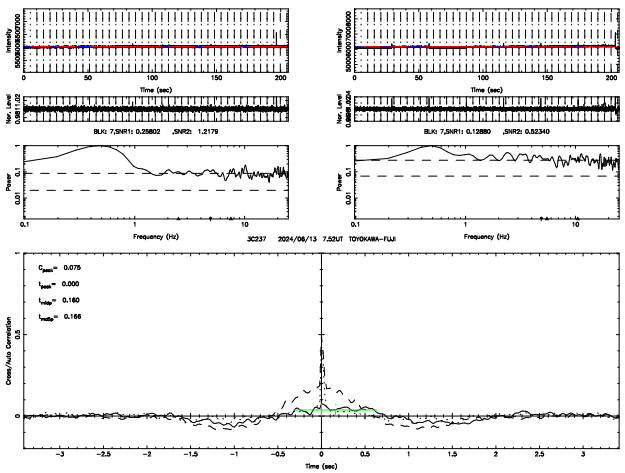
T20240613162940
F20240613162942
BLK: 7,SNR1: 0.25802 ,SNR2: 1.2179
BLK: 7,SNR1: 0.12880 ,SNR2: 0.52340
3C237 2024/06/13 7.52UT TOYOKAWA-FUJI
C_{peak}= 0.075
t_{peak}= 0.000
t_{rise}= 0.160
$t_{rise/p}$= 0.166

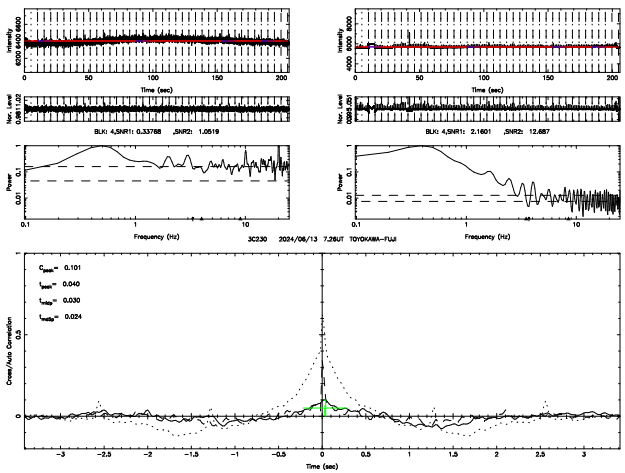
T20240613161340
F20240613161342
BLK: 4,SNR1: 0.33768 ,SNR2: 1.0519
BLK: 4,SNR1: 2.1601 ,SNR2: 12.687
3C230 2024/06/13 7.26UT TOYOKAWA-FUJI
C_{peak}= 0.101
t_{peak}= 0.040
t_{rise}= 0.030
$t_{rise/p}$= 0.024

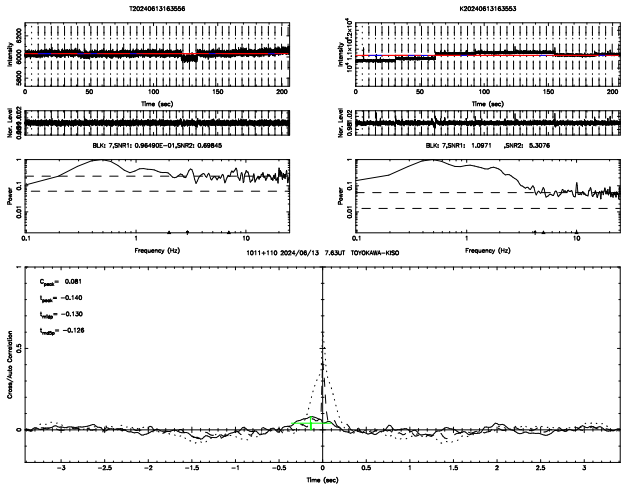
T20240613163556
K20240613163553
BLK: 7,SNR1: 0.96490E-01,SNR2: 0.69845
BLK: 7,SNR1: 1.0971 ,SNR2: 5.3078
1011+110 2024/06/13 7.63UT TOYOKAWA-KISO
C_{peak}= 0.081
t_{peak}= −0.140
t_{rise}= −0.130
$t_{rise/p}$= −0.126

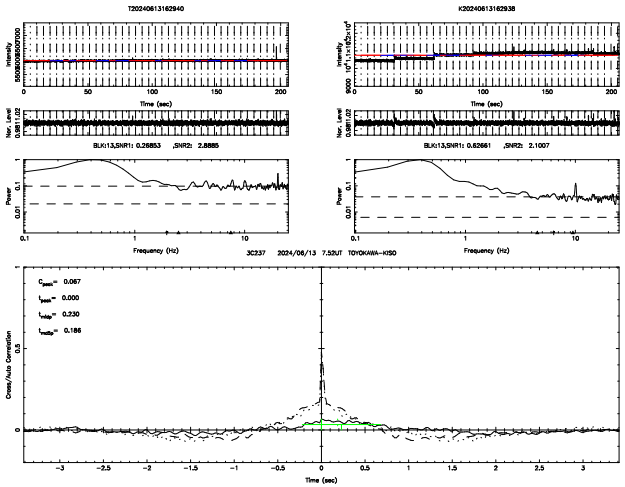
T20240613162940
K20240613162938
BLK:13,SNR1: 0.26853 ,SNR2: 2.5885
BLK:13,SNR1: 0.52661 ,SNR2: 2.1007
3C237 2024/06/13 7.52UT TOYOKAWA-KISO
C_{peak}= 0.067
t_{peak}= 0.000
t_{rise}= 0.230
$t_{rise/p}$= 0.166

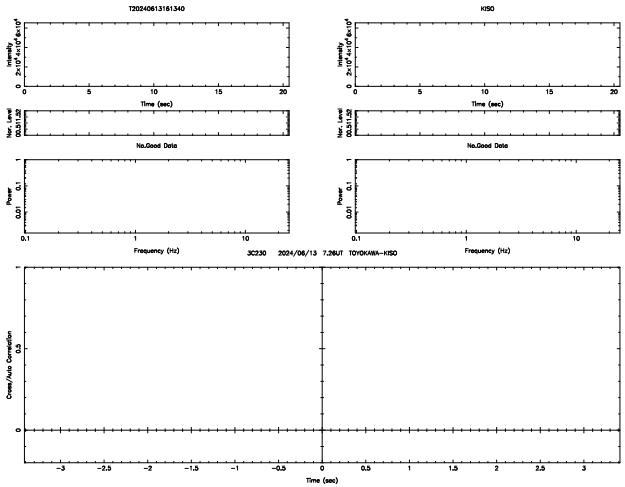
T20240613161340
KISO
No.Good Data
No.Good Data
3C230 2024/06/13 7.26UT TOYOKAWA-KISO

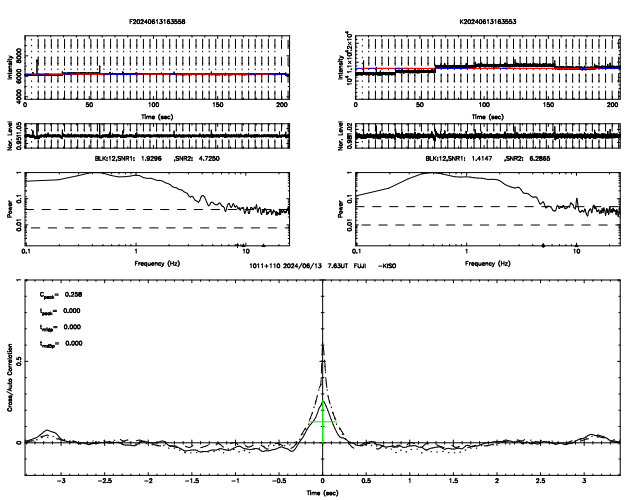
F20240613163558
K20240613163553
BLK:12,SNR1: 1.9296 ,SNR2: 4.7250
BLK:12,SNR1: 1.4147 ,SNR2: 6.2865
1011+110 2024/06/13 7.63UT FUJI -KISO
C_{peak}= 0.258
t_{peak}= 0.000
t_{rise}= 0.000
$t_{rise/p}$= 0.000

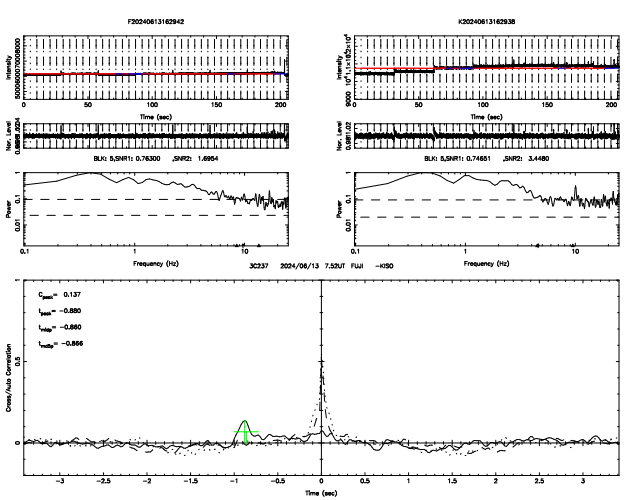
F20240613162942
K20240613162938
BLK: 5,SNR1: 0.76300 ,SNR2: 1.6954
BLK: 5,SNR1: 0.74851 ,SNR2: 3.4480
3C237 2024/06/13 7.52UT FUJI -KISO
C_{peak}= 0.137
t_{peak}= −0.880
t_{rise}= −0.860
$t_{rise/p}$= −0.866

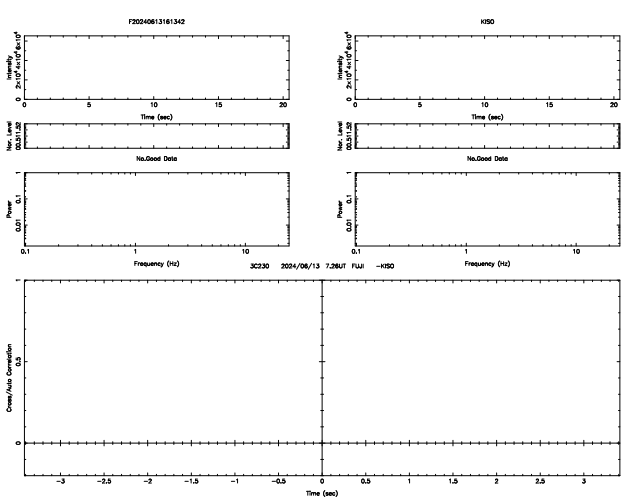
F20240613161342
KISO
No.Good Data
No.Good Data
3C230 2024/06/13 7.26UT FUJI -KISO

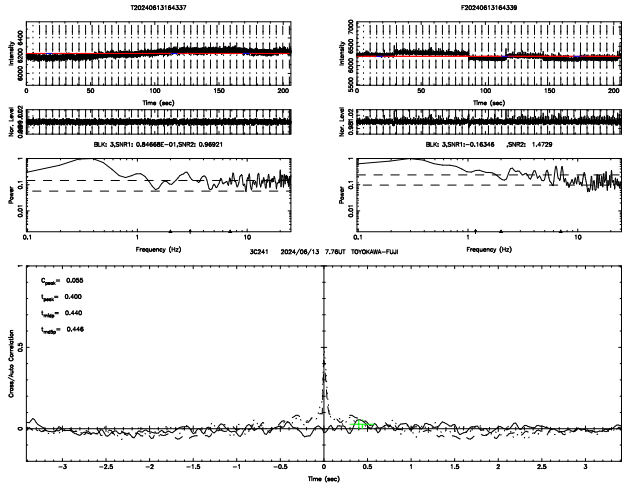
T20240613164337
F20240613164339
Intensity
Time (sec)
Nor. Level
BLK: 3,SNR1: 0.84668E-01,SNR2: 0.99921
BLK: 3,SNR1:-0.16346 ,SNR2: 1.4729
Power
Frequency (Hz)
3C241 2024/06/13 7.76UT TOYOKAWA-FUJI
Cross/Auto Correlation
C_{max}= 0.055
t_{max}= 0.400
t_{edge}= 0.440
t_{width}= 0.446

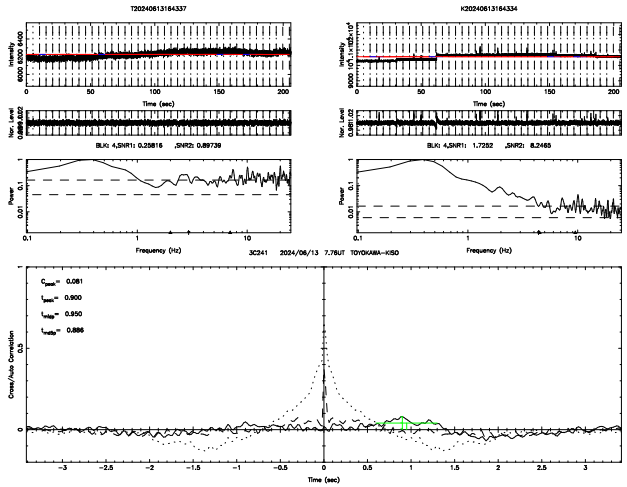
T20240613164337
K20240613164334
Intensity
Time (sec)
Nor. Level
BLK: 4,SNR1: 0.25815 ,SNR2: 0.89739
BLK: 4,SNR1: 1.7232 ,SNR2: 8.2465
Power
Frequency (Hz)
3C241 2024/06/13 7.76UT TOYOKAWA-KISO
Cross/Auto Correlation
C_{max}= 0.081
t_{max}= 0.900
t_{edge}= 0.950
t_{width}= 0.886

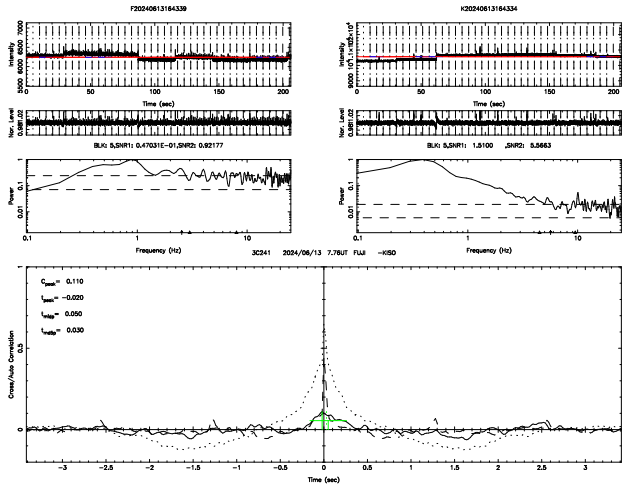
F20240613164339
K20240613164334
Intensity
Time (sec)
Nor. Level
BLK: 5,SNR1: 0.47031E-01,SNR2: 0.92177
BLK: 5,SNR1: 1.5100 ,SNR2: 5.5663
Power
Frequency (Hz)
3C241 2024/06/13 7.76UT FUJI -KISO
Cross/Auto Correlation
C_{max}= 0.110
t_{max}= -0.020
t_{edge}= 0.050
t_{width}= 0.030