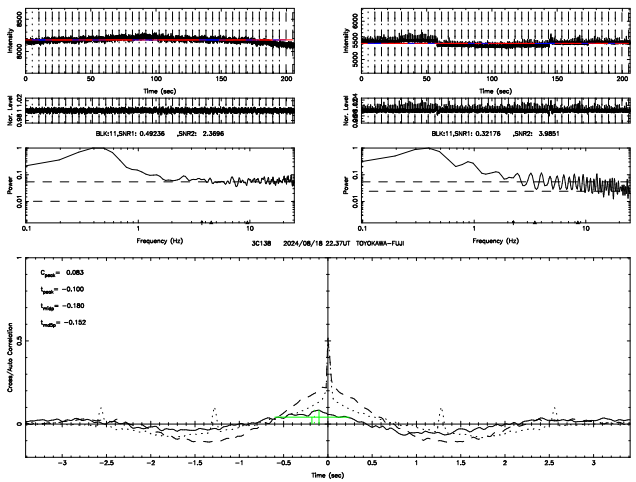
T20240819072020
F20240819072020
BLK:11,SNR1: 0.49236 ,SNR2: 2.3696
BLK:11,SNR1: 0.32176 ,SNR2: 3.9851
3C138 2024/08/18 22.37UT TOYOKAWA-FUJI
C_{peak}= 0.083
t_{peak}= −0.100
t_{edge}= −0.180
t_{edge}= −0.152

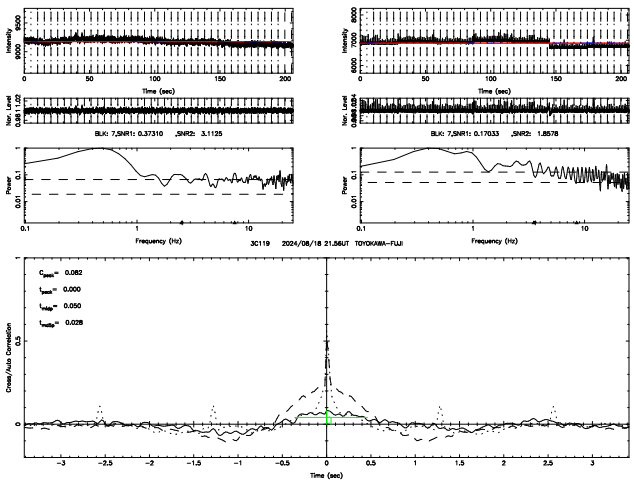
T20240819063212
F20240819063212
BLK: 7,SNR1: 0.37310 ,SNR2: 3.1125
BLK: 7,SNR1: 0.17033 ,SNR2: 1.8578
3C119 2024/08/18 21.56UT TOYOKAWA-FUJI
C_{peak}= 0.082
t_{peak}= 0.000
t_{edge}= 0.050
t_{edge}= 0.028

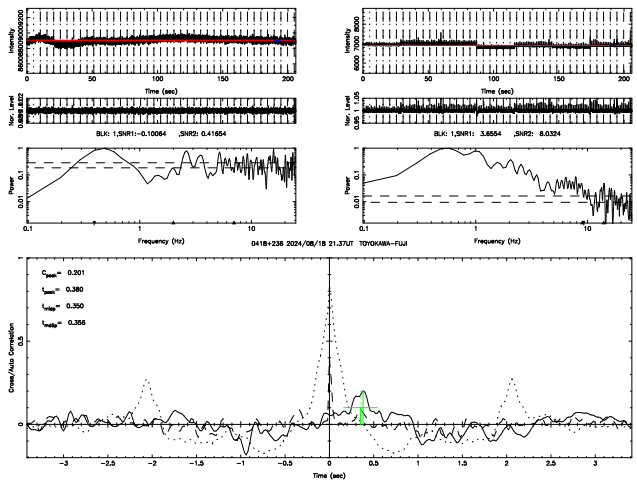
T20240819062045
F20240819062045
BLK: 1,SNR1:-0.10064 ,SNR2: 0.41654
BLK: 1,SNR1: 3.6554 ,SNR2: 8.0324
0418+236 2024/08/18 21.37UT TOYOKAWA-FUJI
C_{peak}= 0.201
t_{peak}= 0.380
t_{edge}= 0.350
t_{edge}= 0.356

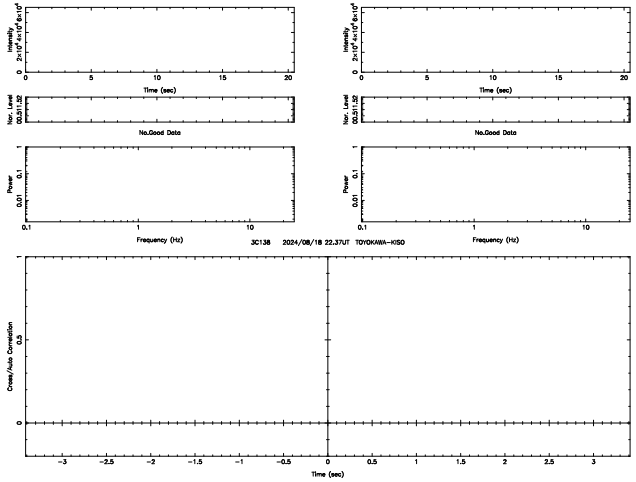
T20240819072020
KISO
No.Good Data
3C138 2024/08/18 22.37UT TOYOKAWA-KISO

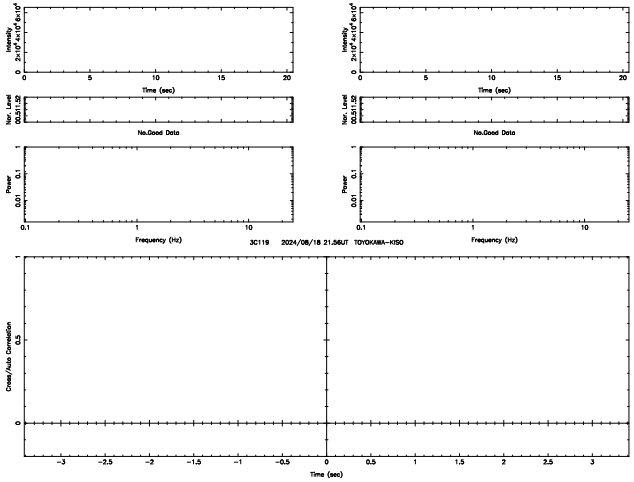
T20240819063212
KISO
No.Good Data
3C119 2024/08/18 21.56UT TOYOKAWA-KISO

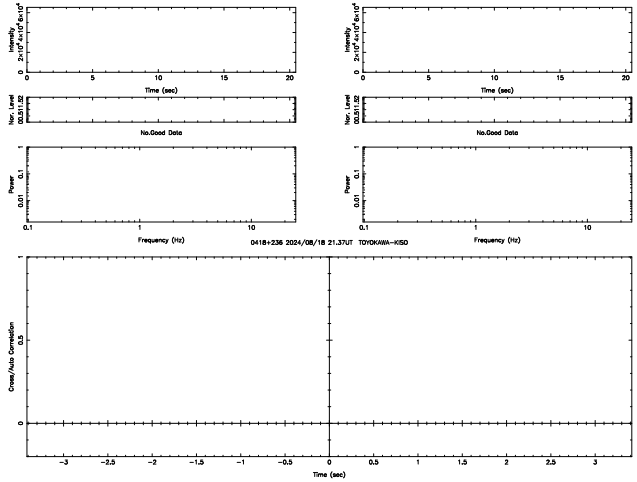
T20240819062045
KISO
No.Good Data
0418+236 2024/08/18 21.37UT TOYOKAWA-KISO

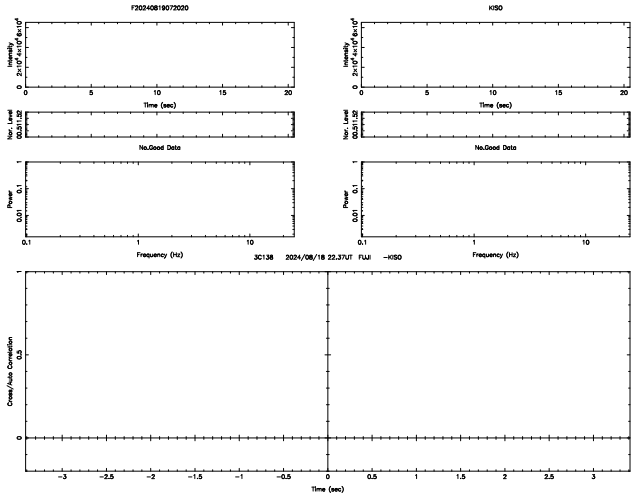
F20240819072020
KISO
No.Good Data
3C138 2024/08/18 22.37UT FUJI -KISO

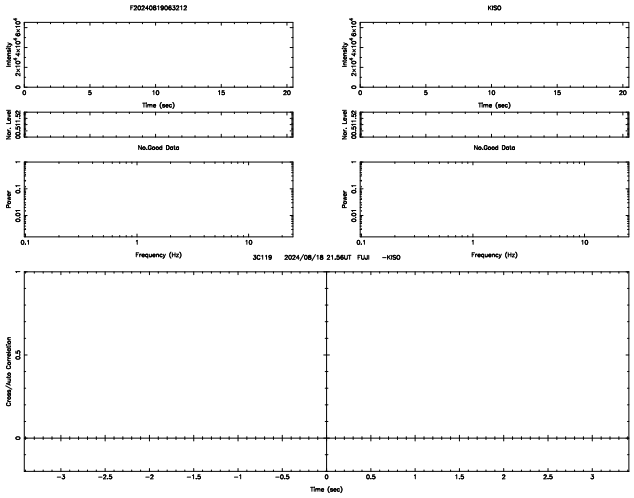
F20240819063212
KISO
No.Good Data
3C119 2024/08/18 21.56UT FUJI -KISO

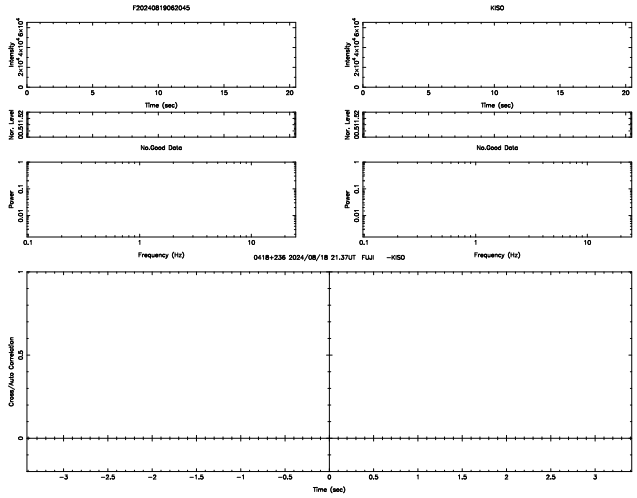
F20240819062045
KISO
No.Good Data
0418+236 2024/08/18 21.37UT FUJI -KISO

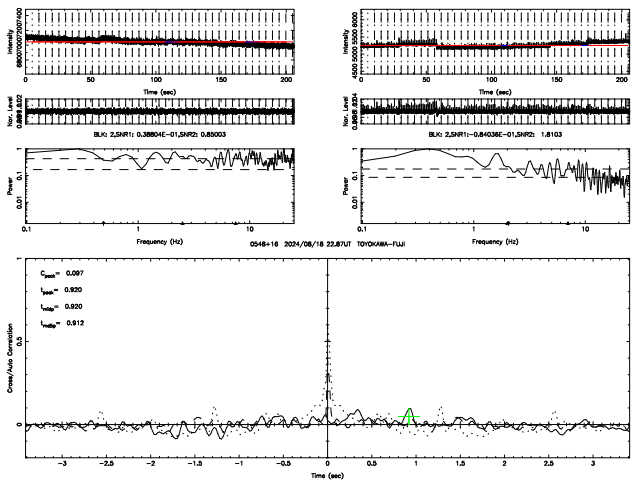
T20240819075024
F20240819075024
BLK: 2,SNR1: 0.38804E-01,SNR2: 0.85003
BLK: 2,SNR1:-0.84036E-01,SNR2: 1.8103
0548+16 2024/08/18 22.87UT TOYOKAWA-FUJI
C_{peak}= 0.097
t_{peak}= 0.920
t_{edge}= 0.920
t_{redip}= 0.912

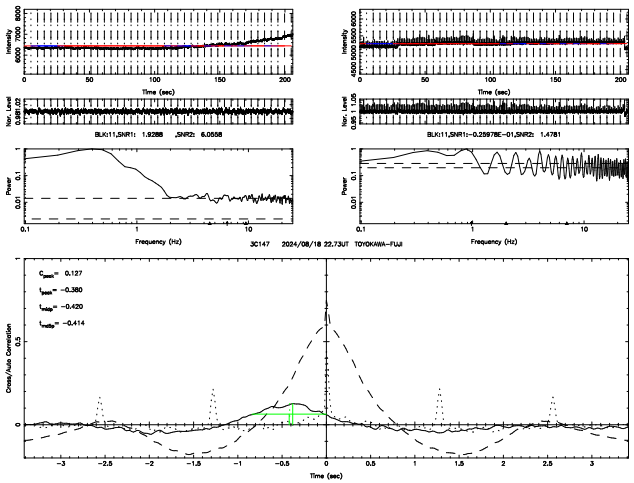
T20240819074213
F20240819074213
BLK:11,SNR1: 1.9288 ,SNR2: 6.0558
BLK:11,SNR1:-0.25978E-01,SNR2: 1.4781
3C147 2024/08/18 22.73UT TOYOKAWA-FUJI
C_{peak}= 0.127
t_{peak}= -0.380
t_{edge}= -0.420
t_{redip}= -0.414

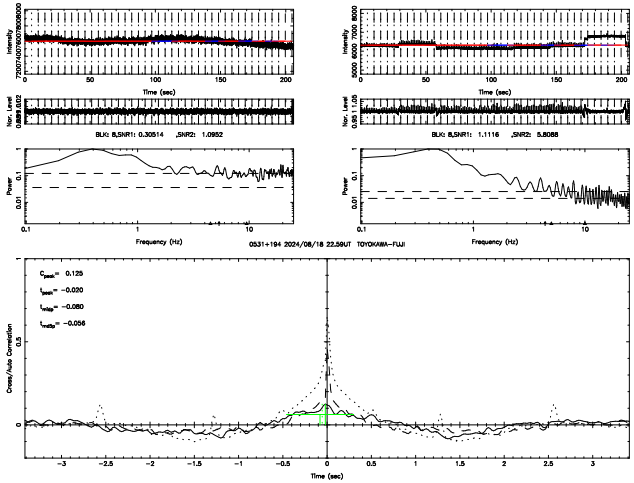
T20240819073353
F20240819073353
BLK: 8,SNR1: 0.30514 ,SNR2: 1.0952
BLK: 8,SNR1: 1.1116 ,SNR2: 5.8088
0531+194 2024/08/18 22.59UT TOYOKAWA-FUJI
C_{peak}= 0.125
t_{peak}= -0.020
t_{edge}= -0.080
t_{redip}= -0.056

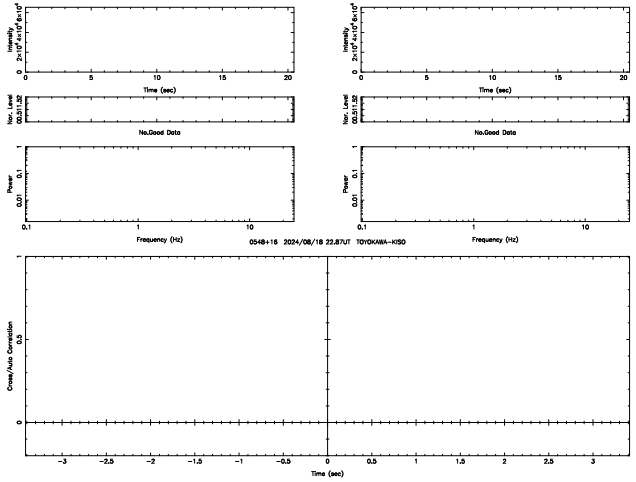
T20240819075024
KISO
No.Good Data
0548+16 2024/08/18 22.87UT TOYOKAWA-KISO

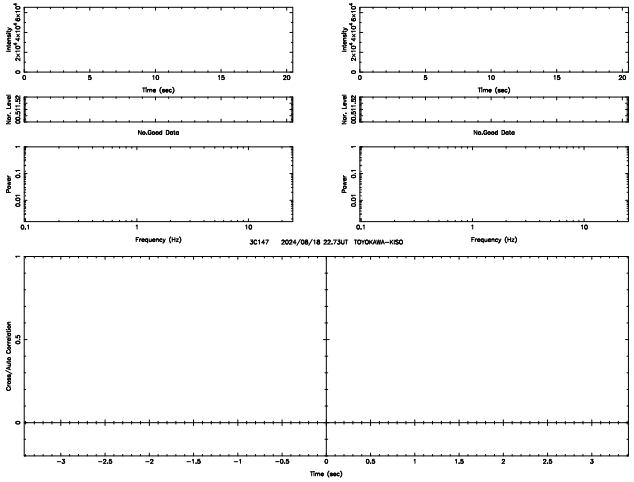
T20240819074213
KISO
No.Good Data
3C147 2024/08/18 22.73UT TOYOKAWA-KISO

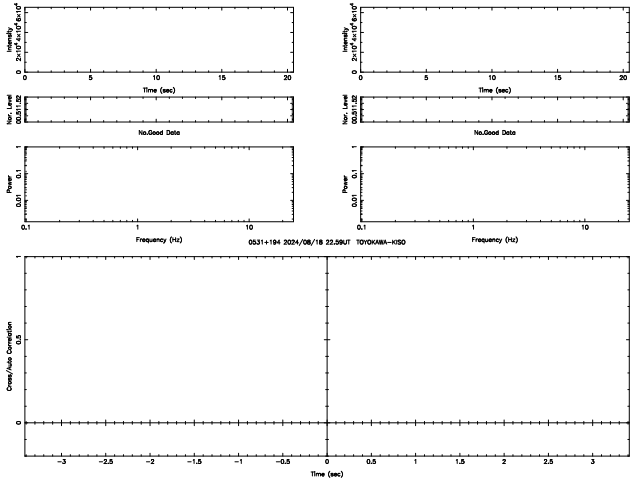
T20240819073353
KISO
No.Good Data
0531+194 2024/08/18 22.59UT TOYOKAWA-KISO

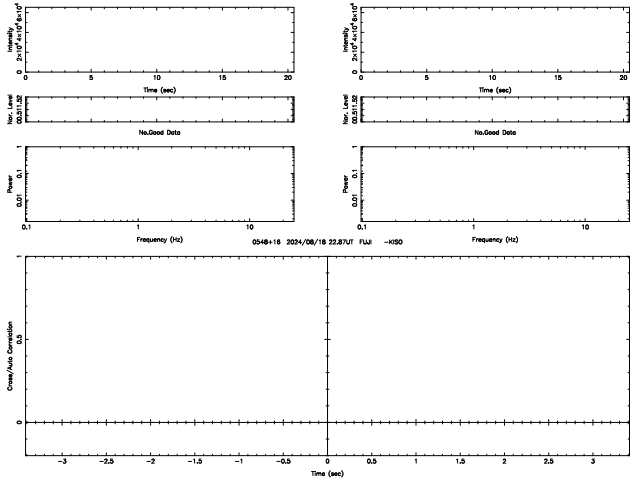
F20240819075024
KISO
No.Good Data
0548+16 2024/08/18 22.87UT FUJI -KISO

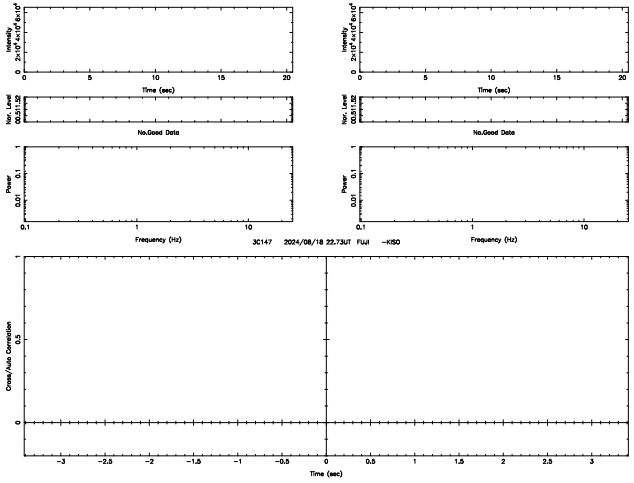
F20240819074213
KISO
No.Good Data
3C147 2024/08/18 22.73UT FUJI -KISO

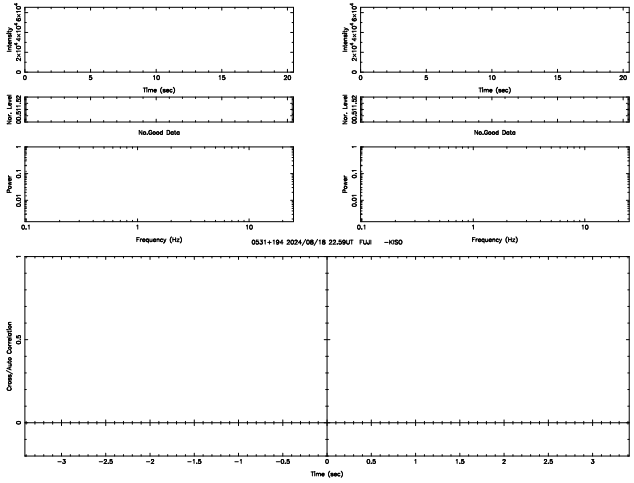
F20240819073353
KISO
No.Good Data
0531+194 2024/08/18 22.59UT FUJI -KISO

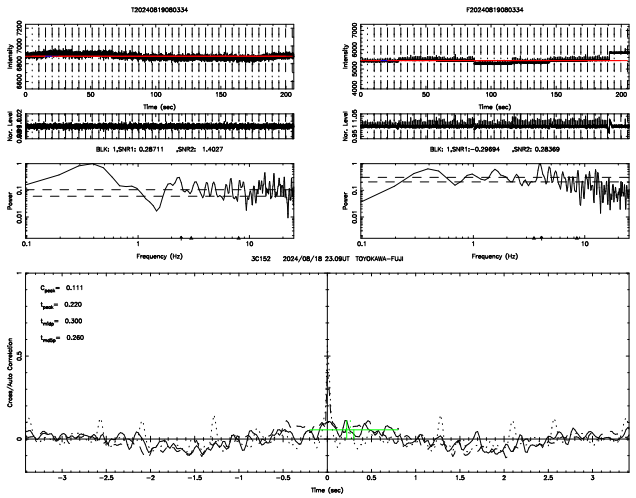
T20240819080334
F20240819080334
BLK: 1,SNR1: 0.28711 ,SNR2: 1.4027
BLK: 1,SNR1:-0.29694 ,SNR2: 0.28369
3C152 2024/08/18 23.09UT TOYOKAWA-FUJI
C_{peak}= 0.111
t_{peak}= 0.220
t_{rise}= 0.300
t_{fall}= 0.260

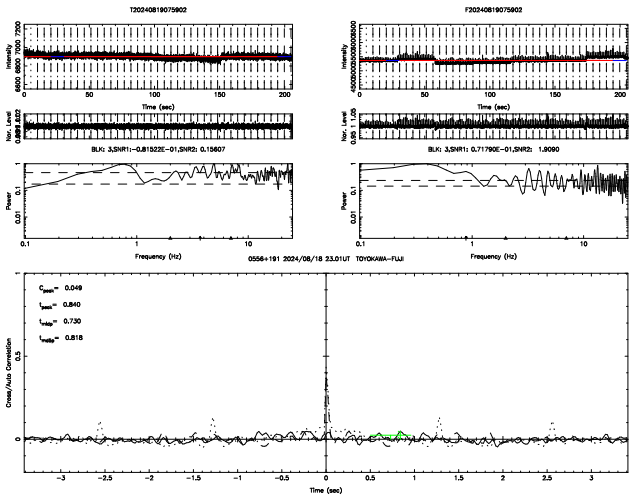
T20240819075902
F20240819075902
BLK: 3,SNR1:-0.81522E-01,SNR2: 0.15607
BLK: 3,SNR1: 0.71790E-01,SNR2: 1.9090
0556+191 2024/08/18 23.01UT TOYOKAWA-FUJI
C_{peak}= 0.049
t_{peak}= 0.840
t_{rise}= 0.730
t_{fall}= 0.818

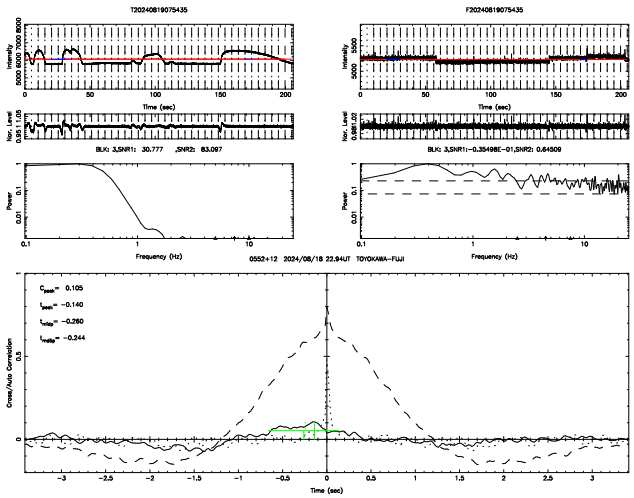
T20240819075435
F20240819075435
BLK: 3,SNR1: 30.777 ,SNR2: 83.097
BLK: 3,SNR1:-0.35498E-01,SNR2: 0.64509
0552+12 2024/08/18 22.94UT TOYOKAWA-FUJI
C_{peak}= 0.105
t_{peak}= −0.140
t_{rise}= −0.260
t_{fall}= −0.244

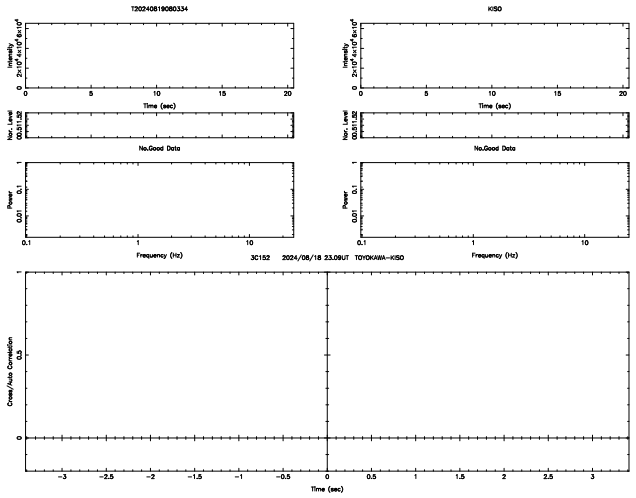
T20240819080334
KISO
No.Good Data
3C152 2024/08/18 23.09UT TOYOKAWA-KISO

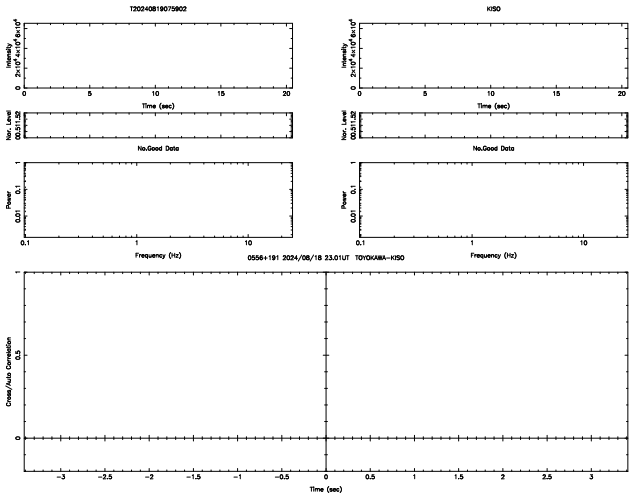
T20240819075902
KISO
No.Good Data
0556+191 2024/08/18 23.01UT TOYOKAWA-KISO

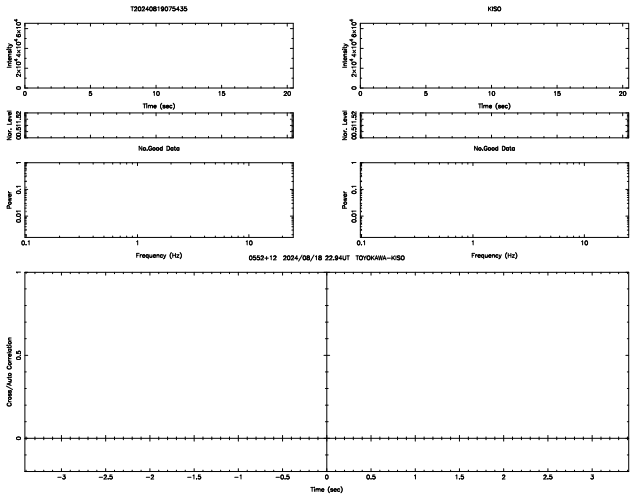
T20240819075435
KISO
No.Good Data
0552+12 2024/08/18 22.94UT TOYOKAWA-KISO

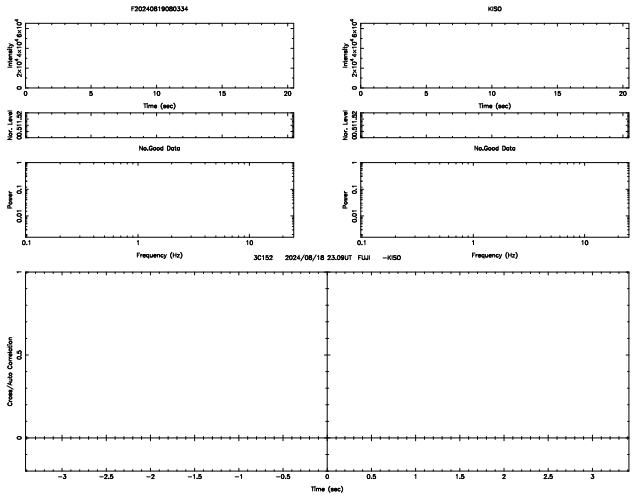
F20240819080334
KISO
No.Good Data
3C152 2024/08/18 23.09UT FUJI -KISO

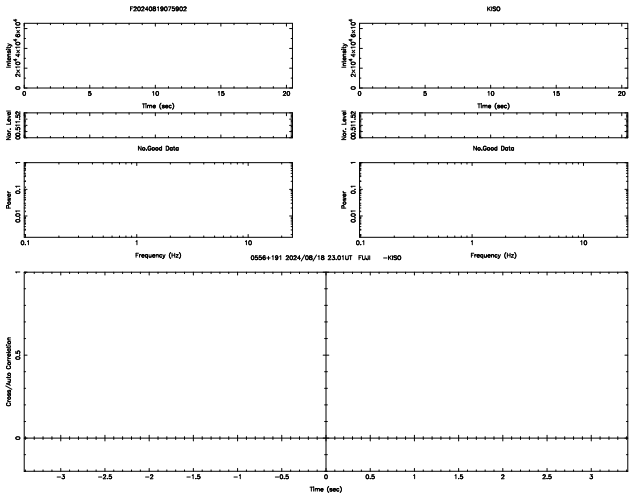
F20240819075902
KISO
No.Good Data
0556+191 2024/08/18 23.01UT FUJI -KISO

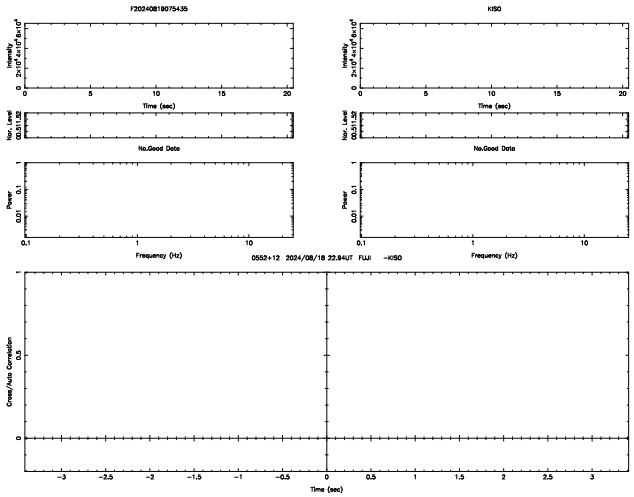
F20240819075435
KISO
No.Good Data
0552+12 2024/08/18 22.94UT FUJI -KISO

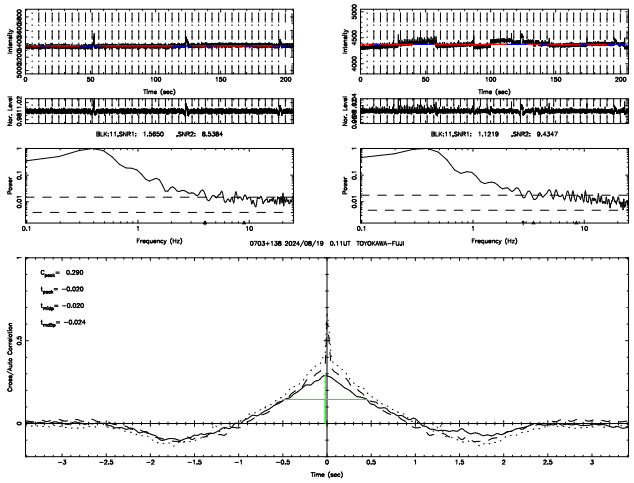
T20240819090505
F20240819090505
BLK:11,SNR1: 1.5650 ,SNR2: 8.5384
BLK:11,SNR1: 1.1219 ,SNR2: 9.4347
0703+138 2024/08/19 0.11UT TOYOKAWA-FUJI
C_{peak}= 0.290
t_{peak}= −0.020
t_{rise}= −0.020
t_{rolls}= −0.024

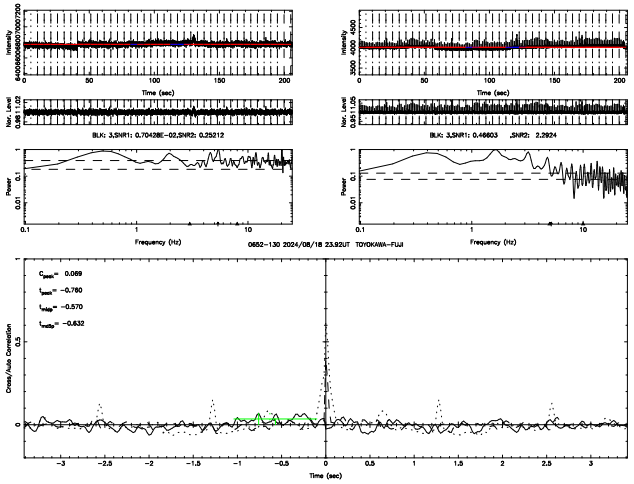
T20240819085329
F20240819085329
BLK: 3,SNR1: 0.70428E−02,SNR2: 0.25212
BLK: 3,SNR1: 0.46603 ,SNR2: 2.2924
0652−130 2024/08/18 23.92UT TOYOKAWA-FUJI
C_{peak}= 0.069
t_{peak}= −0.780
t_{rise}= −0.570
t_{rolls}= −0.632

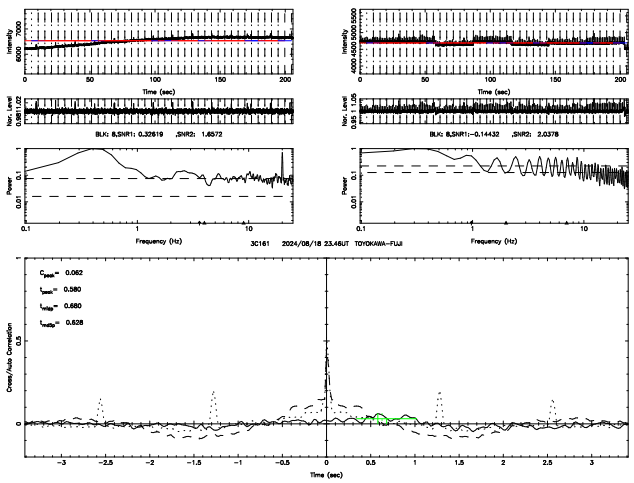
T20240819082556
F20240819082556
BLK: 8,SNR1: 0.32619 ,SNR2: 1.6572
BLK: 8,SNR1:−0.14432 ,SNR2: 2.0378
3C161 2024/08/18 23.46UT TOYOKAWA-FUJI
C_{peak}= 0.062
t_{peak}= 0.580
t_{rise}= 0.660
t_{rolls}= 0.628

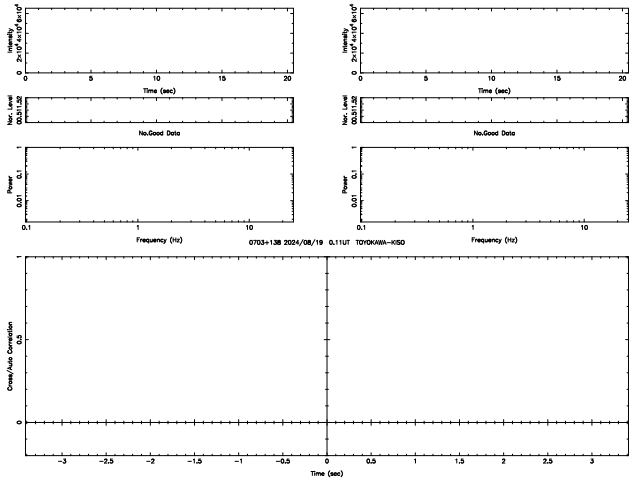
T20240819090505
KISO
No.Good Data
0703+138 2024/08/19 0.11UT TOYOKAWA-KISO

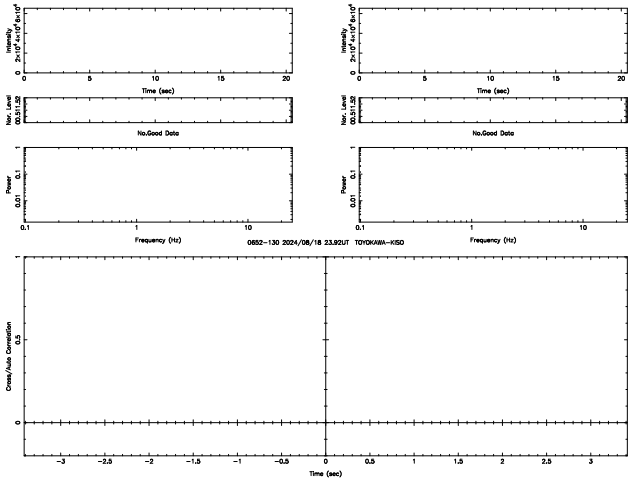
T20240819085329
KISO
No.Good Data
0652−130 2024/08/18 23.92UT TOYOKAWA-KISO

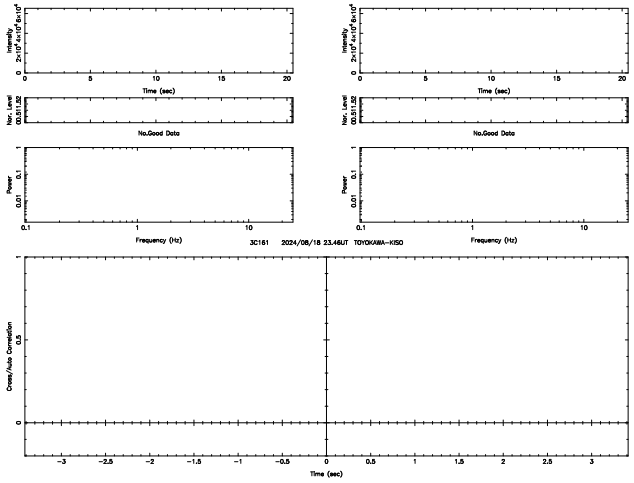
T20240819082556
KISO
No.Good Data
3C161 2024/08/18 23.46UT TOYOKAWA-KISO

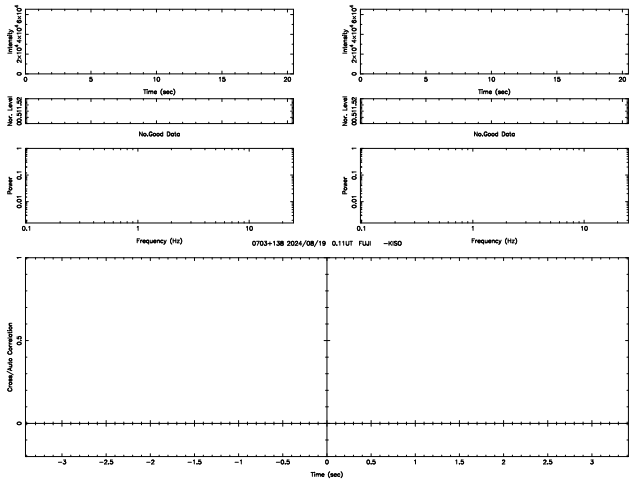
F20240819090505
KISO
No.Good Data
0703+138 2024/08/19 0.11UT FUJI -KISO

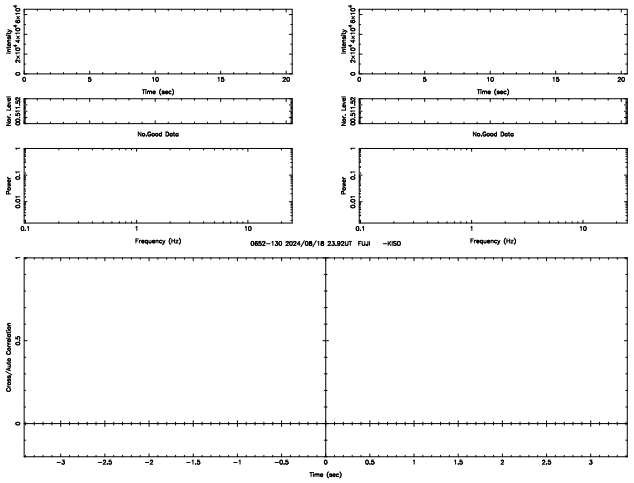
F20240819085329
KISO
No.Good Data
0652−130 2024/08/18 23.92UT FUJI -KISO

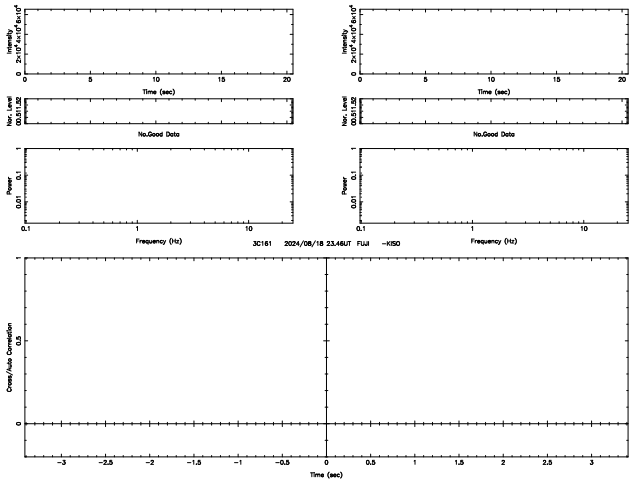
F20240819082556
KISO
No.Good Data
3C161 2024/08/18 23.46UT FUJI -KISO

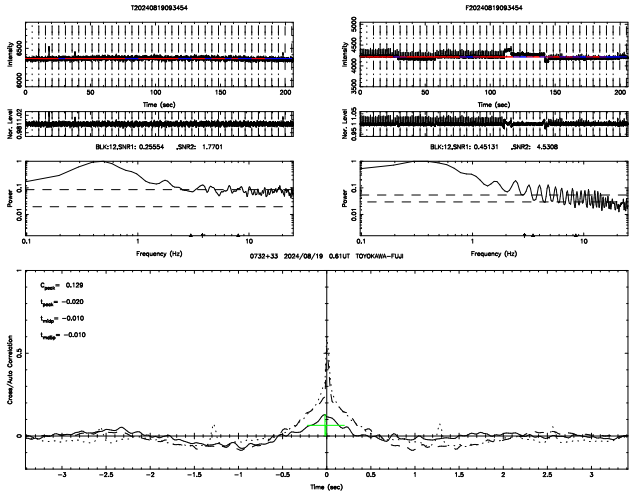
T20240819093454
F20240819093454
BLK:12,SNR1: 0.25554 ,SNR2: 1.7701
BLK:12,SNR1: 0.45131 ,SNR2: 4.5308
0732+33 2024/08/19 0.61UT TOYOKAWA-FUJI
C_{peak}= 0.129
t_{peak}= −0.020
t_{rise}= −0.010
t_{fall}= −0.010

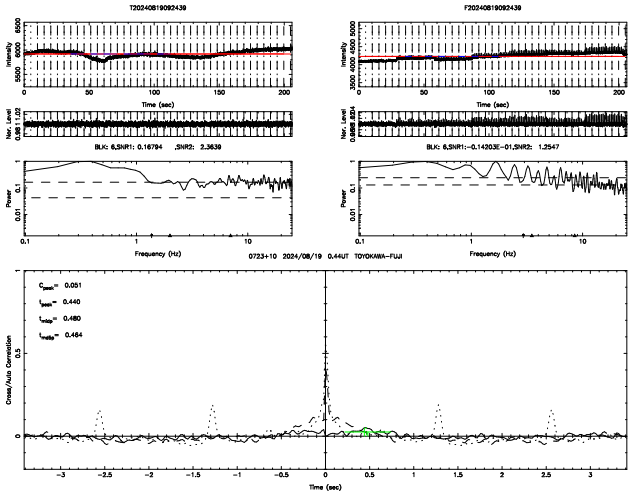
T20240819092439
F20240819092439
BLK: 6,SNR1: 0.16794 ,SNR2: 2.3639
BLK: 6,SNR1:-0.14203E-01,SNR2: 1.2547
0723+10 2024/08/19 0.44UT TOYOKAWA-FUJI
C_{peak}= 0.051
t_{peak}= 0.440
t_{rise}= 0.480
t_{fall}= 0.464

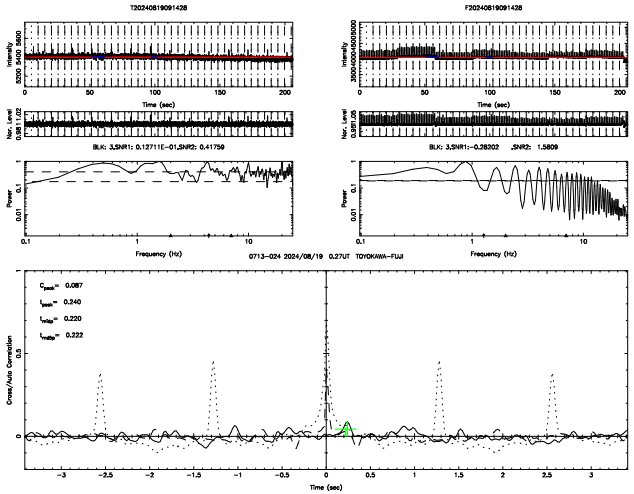
T20240819091428
F20240819091428
BLK: 3,SNR1: 0.12711E-01,SNR2: 0.41759
BLK: 3,SNR1:-0.28202 ,SNR2: 1.5809
0713-024 2024/08/19 0.27UT TOYOKAWA-FUJI
C_{peak}= 0.087
t_{peak}= 0.340
t_{rise}= 0.220
t_{fall}= 0.222

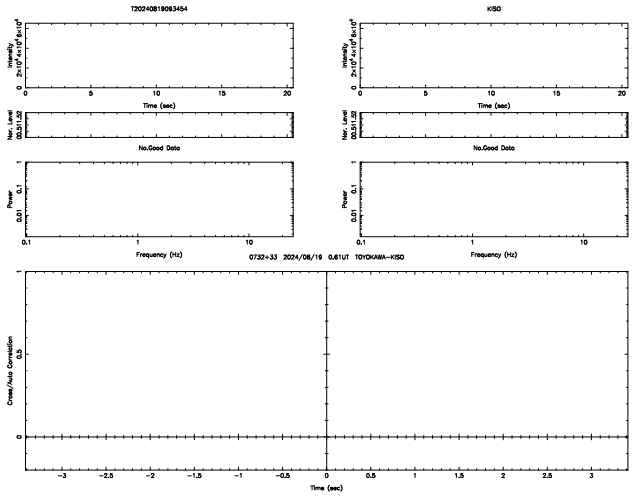
T20240819093454
KISO
No.Good Data
0732+33 2024/08/19 0.61UT TOYOKAWA-KISO

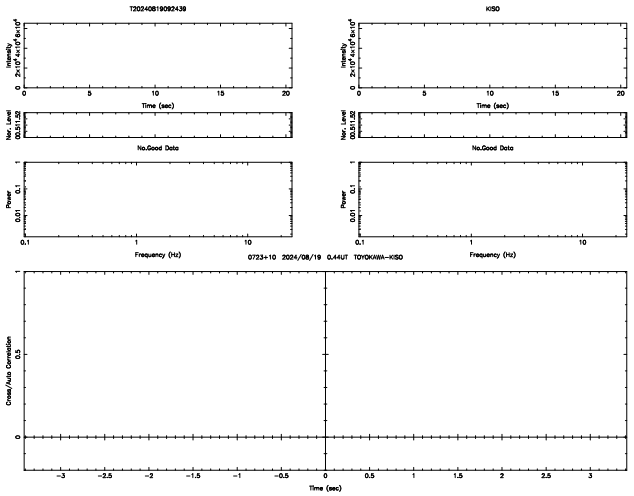
T20240819092439
KISO
No.Good Data
0723+10 2024/08/19 0.44UT TOYOKAWA-KISO

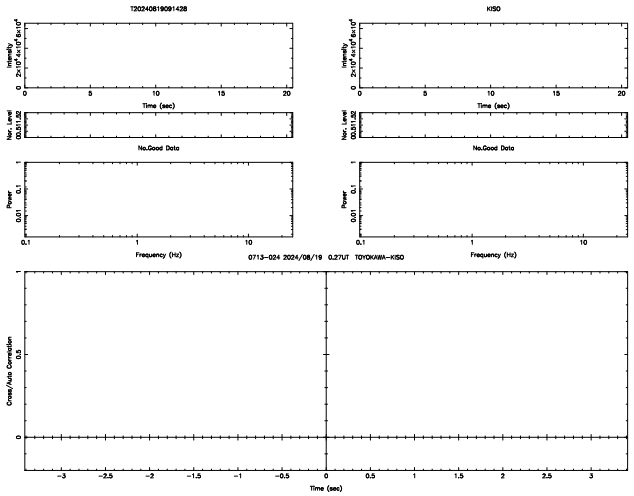
T20240819091428
KISO
No.Good Data
0713-024 2024/08/19 0.27UT TOYOKAWA-KISO

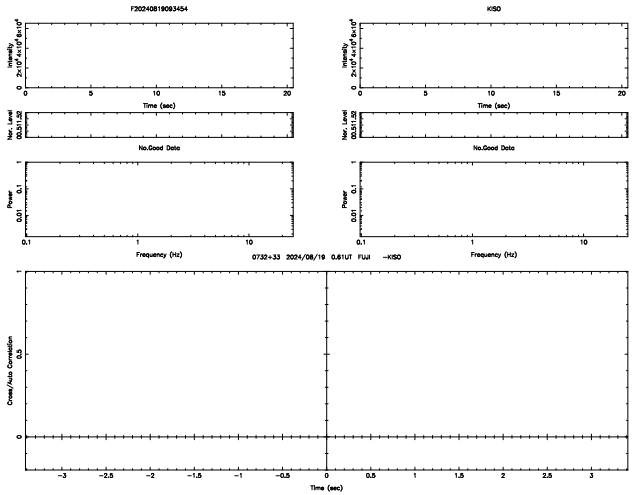
F20240819093454
KISO
No.Good Data
0732+33 2024/08/19 0.61UT FUJI -KISO

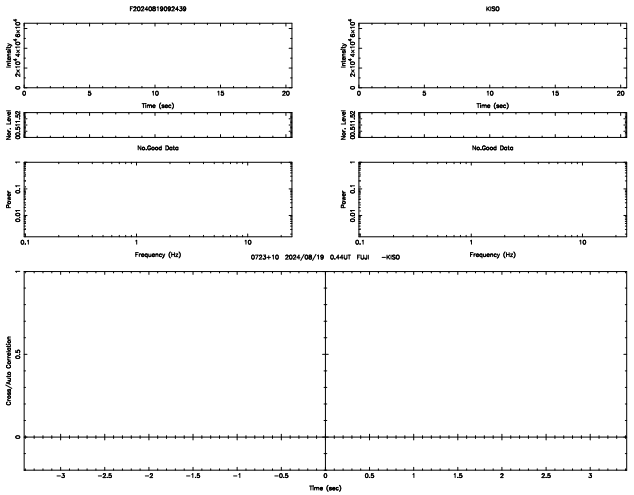
F20240819092439
KISO
No.Good Data
0723+10 2024/08/19 0.44UT FUJI -KISO

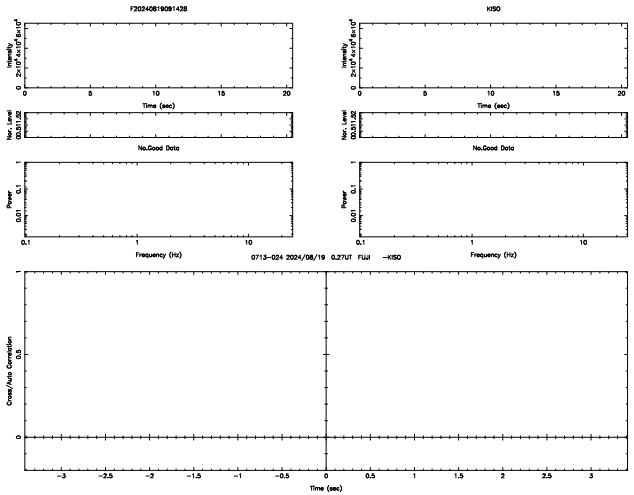
F20240819091428
KISO
No.Good Data
0713-024 2024/08/19 0.27UT FUJI -KISO

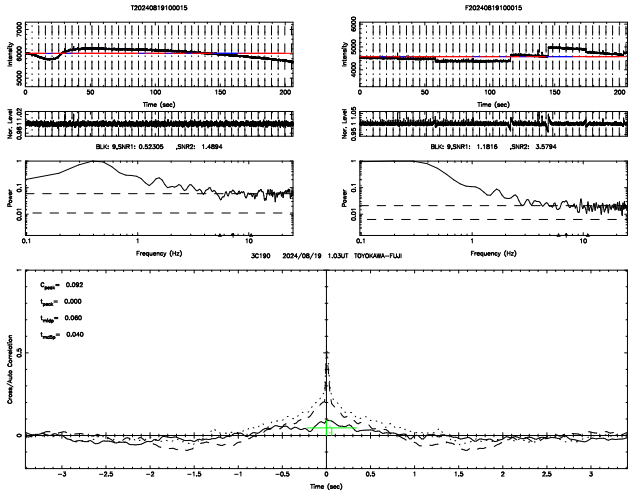
T20240819100015
F20240819100015
BLK: 9,SNR1: 0.52305 ,SNR2: 1.4894
BLK: 9,SNR1: 1.1816 ,SNR2: 3.5794
3C190 2024/08/19 1.03UT TOYOKAWA-FUJI
C_{peak}= 0.092
t_{peak}= 0.000
t_{rise}= 0.060
t_{fall}= 0.040

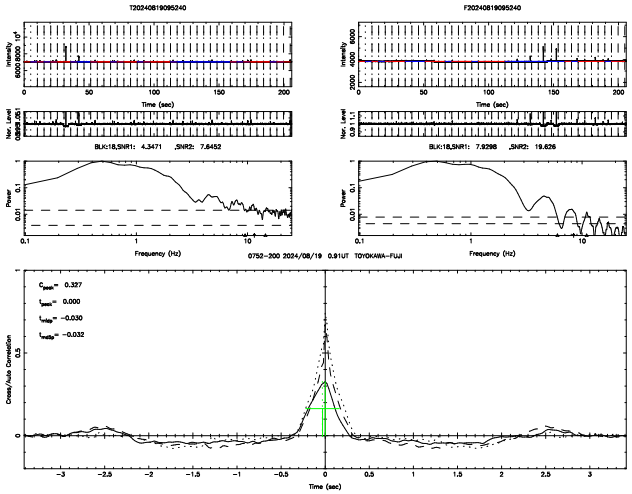
T20240819095240
F20240819095240
BLK:18,SNR1: 4.3471 ,SNR2: 7.6452
BLK:18,SNR1: 7.9298 ,SNR2: 19.626
0752-200 2024/08/19 0.91UT TOYOKAWA-FUJI
C_{peak}= 0.327
t_{peak}= 0.000
t_{rise}= -0.030
t_{fall}= -0.032

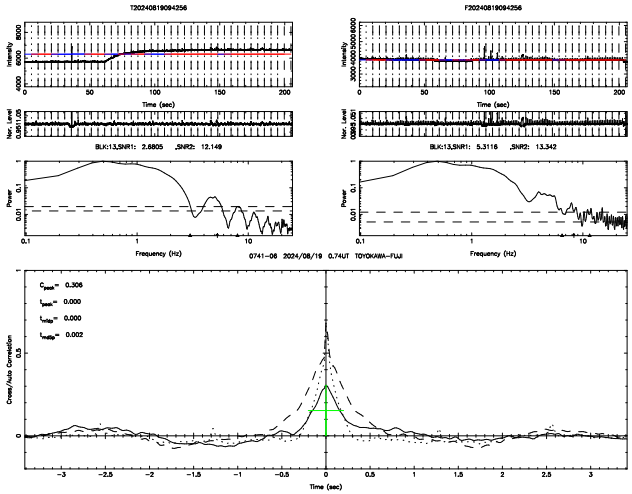
T20240819094256
F20240819094256
BLK:13,SNR1: 2.6805 ,SNR2: 12.149
BLK:13,SNR1: 5.3116 ,SNR2: 13.342
0741-06 2024/08/19 0.74UT TOYOKAWA-FUJI
C_{peak}= 0.306
t_{peak}= 0.000
t_{rise}= 0.000
t_{fall}= 0.002

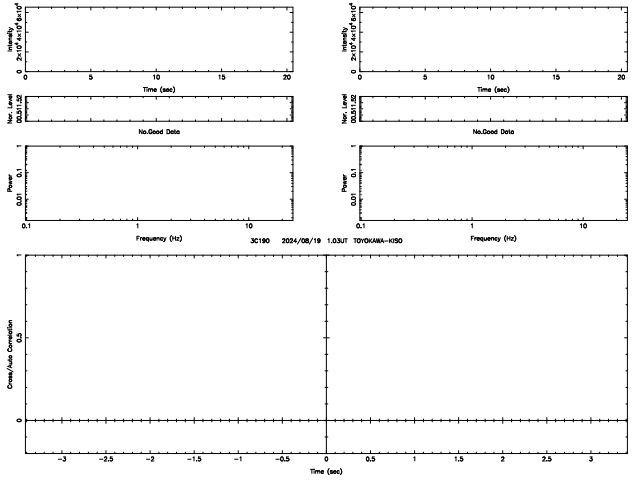
T20240819100015
KISO
No.Good Data
3C190 2024/08/19 1.03UT TOYOKAWA-KISO

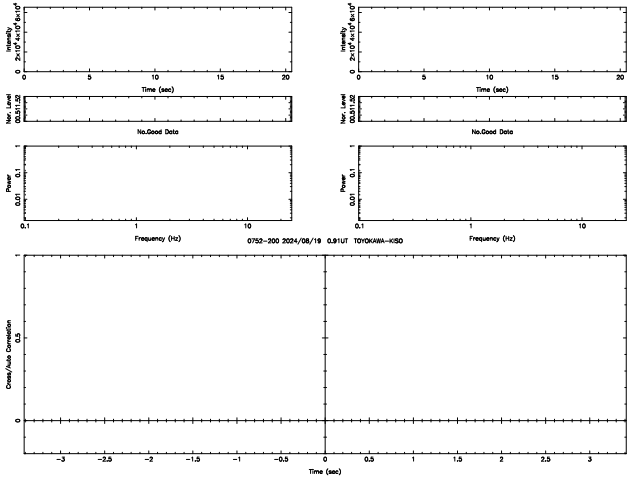
T20240819095240
KISO
No.Good Data
0752-200 2024/08/19 0.91UT TOYOKAWA-KISO

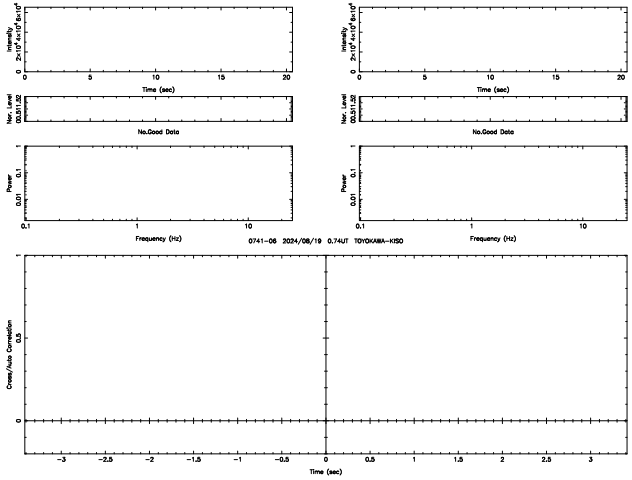
T20240819094256
KISO
No.Good Data
0741-06 2024/08/19 0.74UT TOYOKAWA-KISO

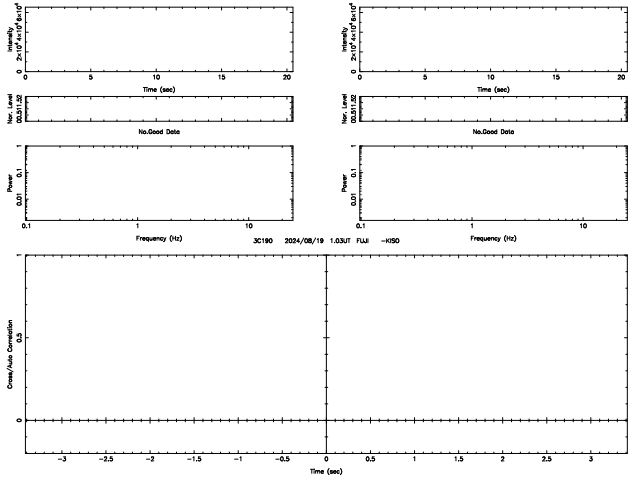
F20240819100015
KISO
No.Good Data
3C190 2024/08/19 1.03UT FUJI -KISO

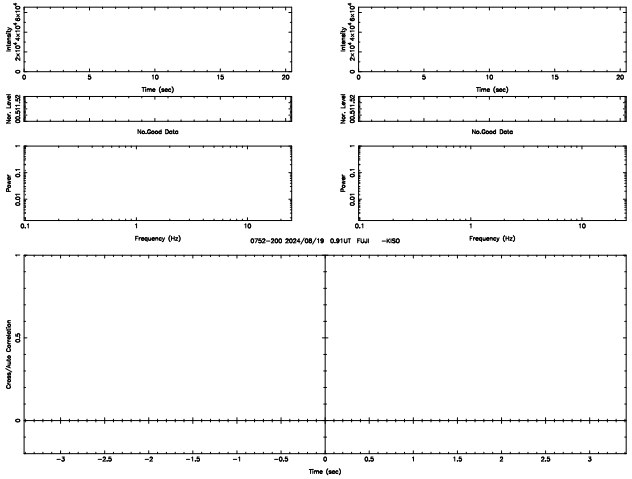
F20240819095240
KISO
No.Good Data
0752-200 2024/08/19 0.91UT FUJI -KISO

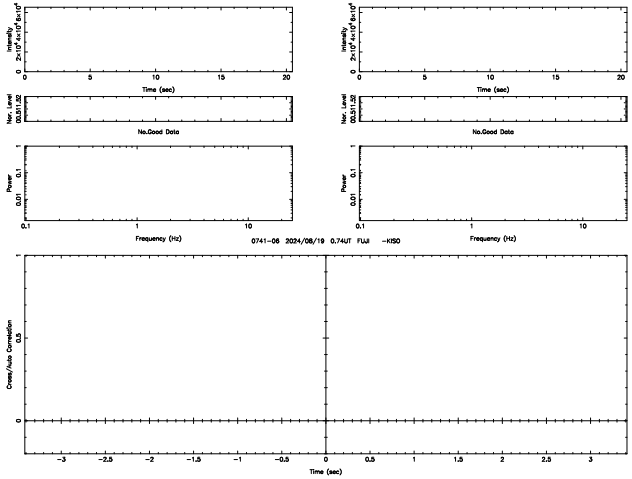
F20240819094256
KISO
No.Good Data
0741-06 2024/08/19 0.74UT FUJI -KISO

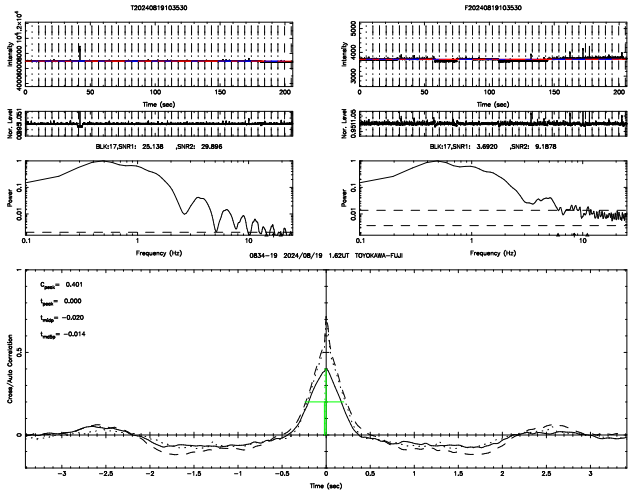
T20240819103530
F20240819103530
BLK17,SNR1: 25.138 ,SNR2: 29.896
BLK17,SNR1: 3.6920 ,SNR2: 9.1878
0834−19 2024/08/19 1.62UT TOYOKAWA−FUJI
C_{peak}= 0.401
t_{peak}= 0.000
t_{relay}= −0.020
t_{relay}= −0.014

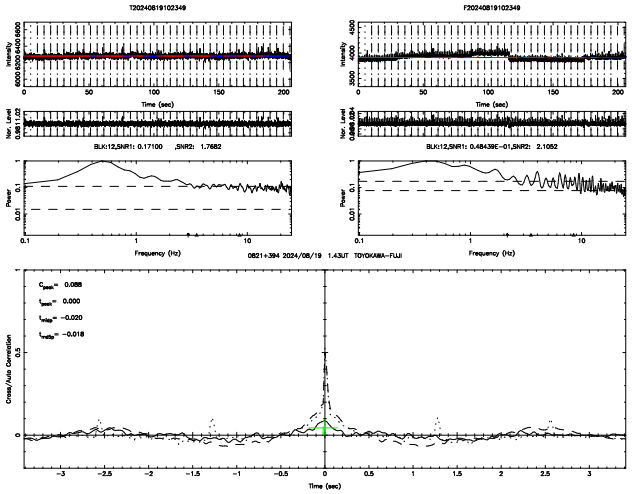
T20240819102349
F20240819102349
BLK12,SNR1: 0.17100 ,SNR2: 1.7682
BLK12,SNR1: 0.48439E−01,SNR2: 2.1052
0821+394 2024/08/19 1.43UT TOYOKAWA−FUJI
C_{peak}= 0.088
t_{peak}= 0.000
t_{relay}= −0.020
t_{relay}= −0.018

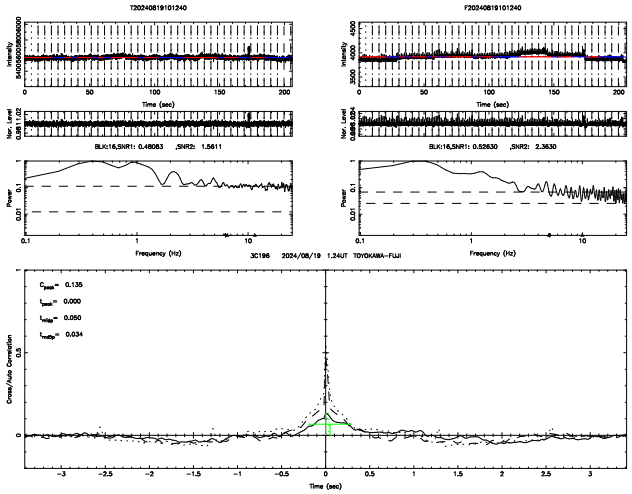
T20240819101240
F20240819101240
BLK16,SNR1: 0.48083 ,SNR2: 1.5611
BLK16,SNR1: 0.52630 ,SNR2: 2.3630
3C196 2024/08/19 1.24UT TOYOKAWA−FUJI
C_{peak}= 0.135
t_{peak}= 0.000
t_{relay}= 0.050
t_{relay}= 0.034

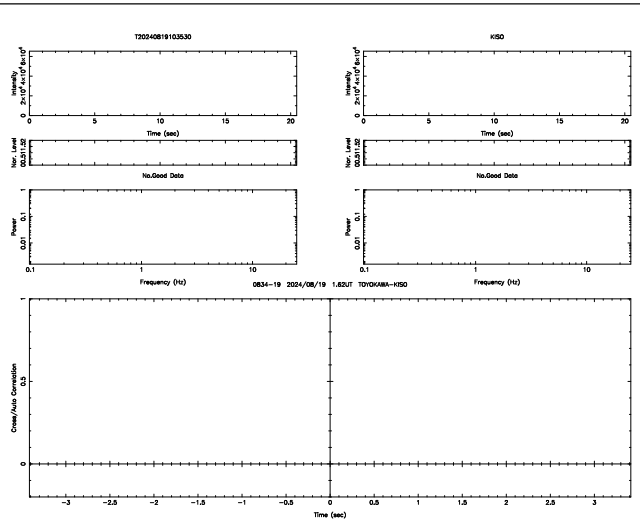
T20240819103530
KISO
No.Good Data
0834−19 2024/08/19 1.62UT TOYOKAWA−KISO

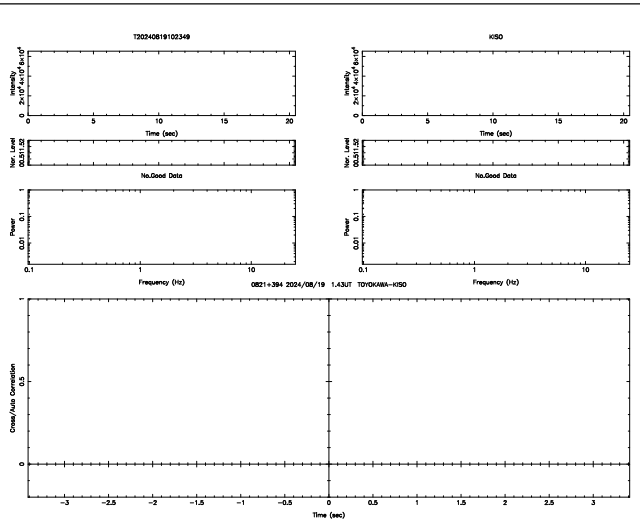
T20240819102349
KISO
No.Good Data
0821+394 2024/08/19 1.43UT TOYOKAWA−KISO

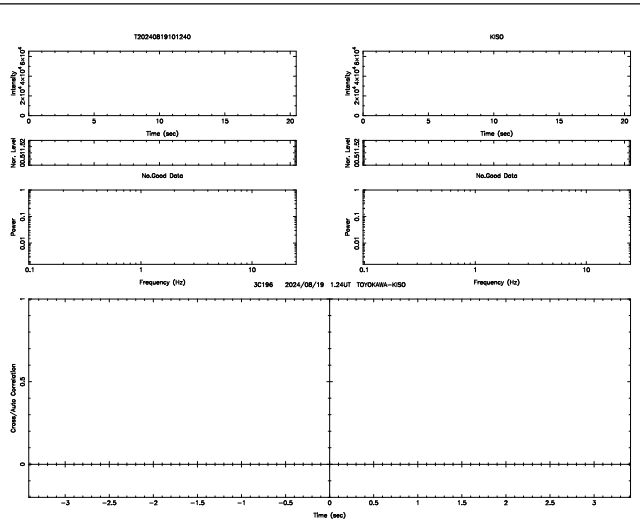
T20240819101240
KISO
No.Good Data
3C196 2024/08/19 1.24UT TOYOKAWA−KISO

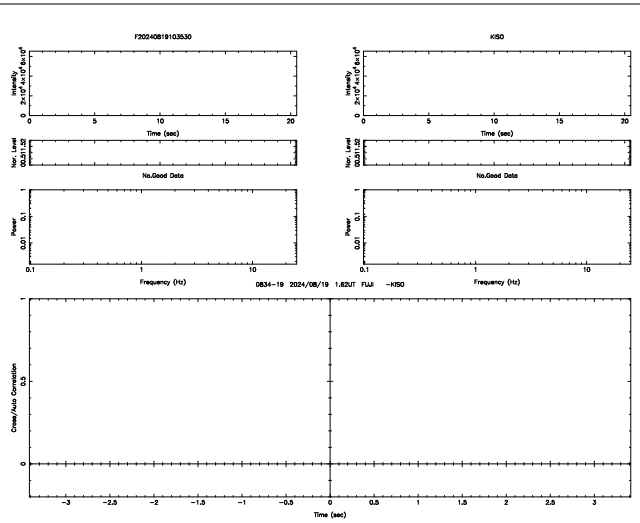
F20240819103530
KISO
No.Good Data
0834−19 2024/08/19 1.62UT FUJI −KISO

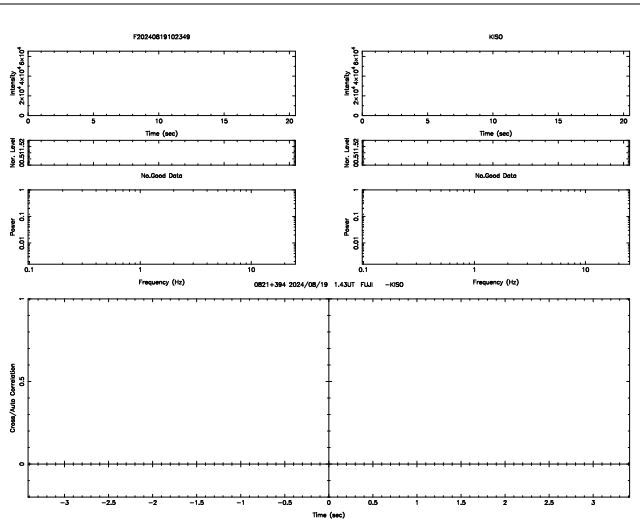
F20240819102349
KISO
No.Good Data
0821+394 2024/08/19 1.43UT FUJI −KISO

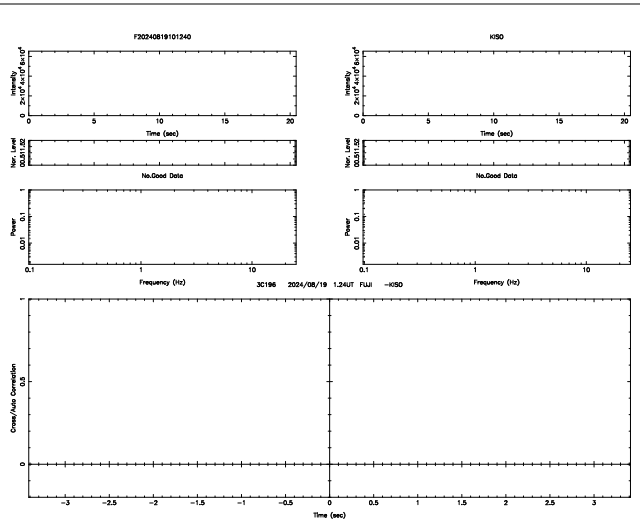
F20240819101240
KISO
No.Good Data
3C196 2024/08/19 1.24UT FUJI −KISO

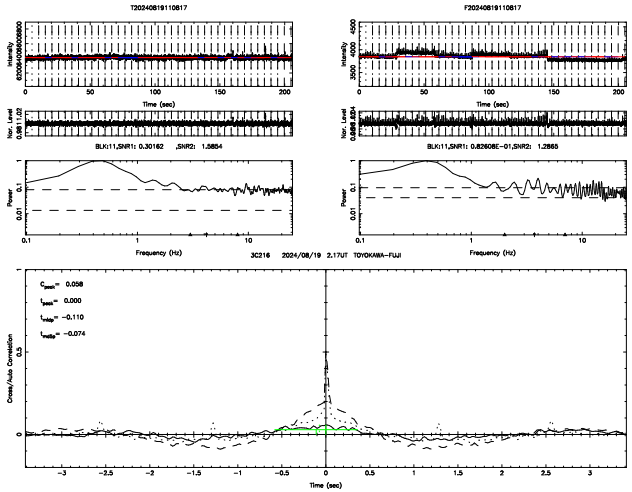
T20240819110817
F20240819110817
BLK11,SNR1: 0.30162 ,SNR2: 1.5854
BLK11,SNR1: 0.82608E-01,SNR2: 1.2865
3C216 2024/08/19 2.17UT TOYOKAWA-FUJI
C_{peak}= 0.058
t_{peak}= 0.000
t_{rise}= -0.110
t_{fall}= -0.074

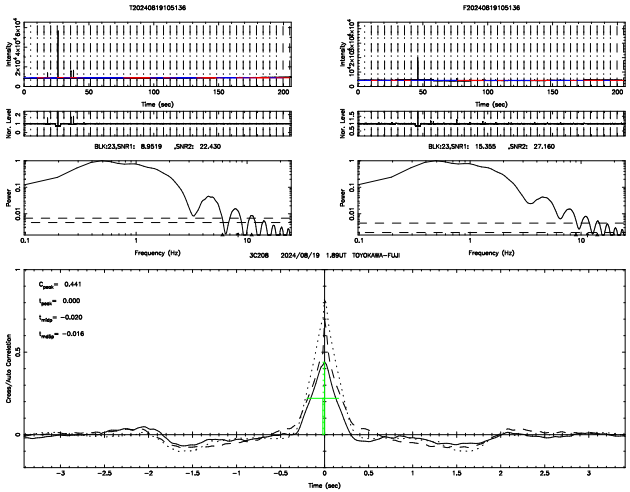
T20240819105136
F20240819105136
BLK23,SNR1: 8.9519 ,SNR2: 22.430
BLK23,SNR1: 15.355 ,SNR2: 27.160
3C208 2024/08/19 1.89UT TOYOKAWA-FUJI
C_{peak}= 0.441
t_{peak}= 0.000
t_{rise}= -0.020
t_{fall}= -0.016

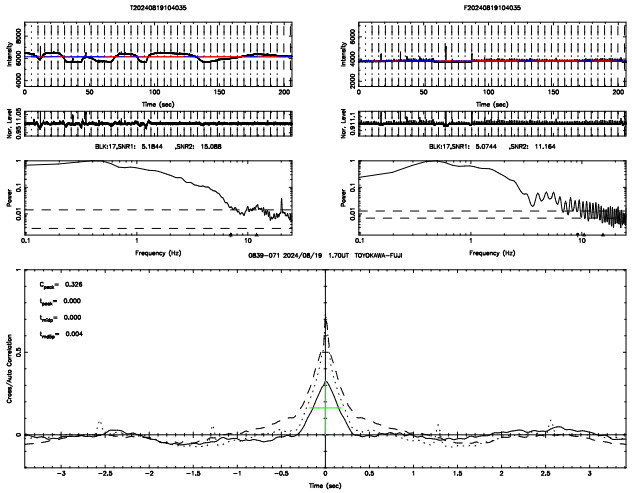
T20240819104035
F20240819104035
BLK17,SNR1: 5.1844 ,SNR2: 15.088
BLK17,SNR1: 9.0744 ,SNR2: 11.164
0839-071 2024/08/19 1.70UT TOYOKAWA-FUJI
C_{peak}= 0.326
t_{peak}= 0.000
t_{rise}= 0.000
t_{fall}= 0.004

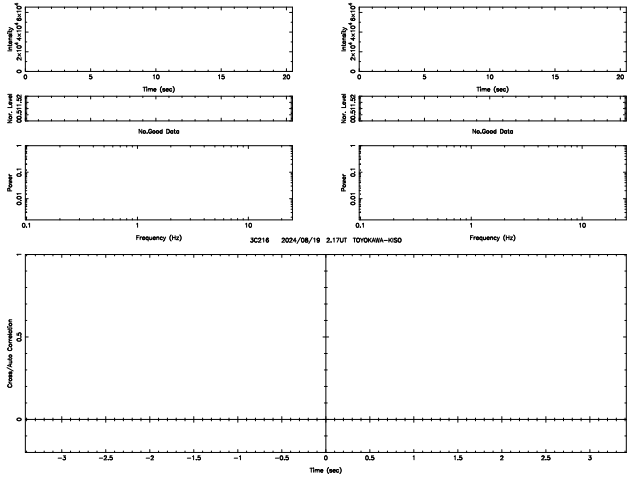
T20240819110817
KISO
No.Good Data
3C216 2024/08/19 2.17UT TOYOKAWA-KISO

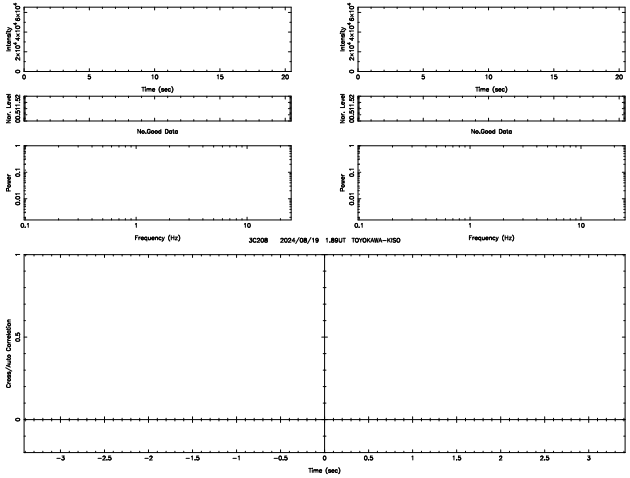
T20240819105136
KISO
No.Good Data
3C208 2024/08/19 1.89UT TOYOKAWA-KISO

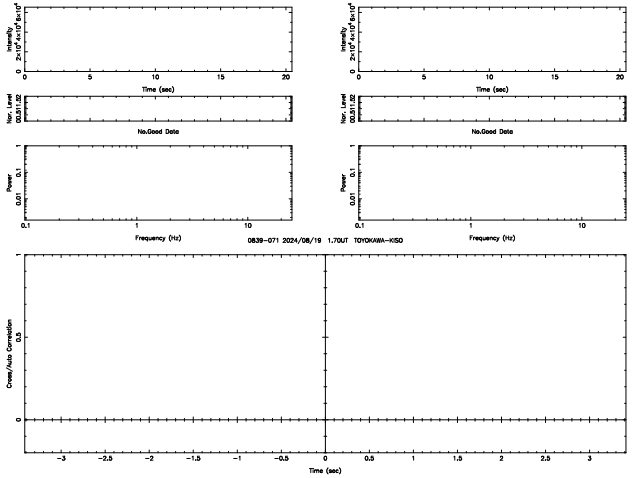
T20240819104035
KISO
No.Good Data
0839-071 2024/08/19 1.70UT TOYOKAWA-KISO

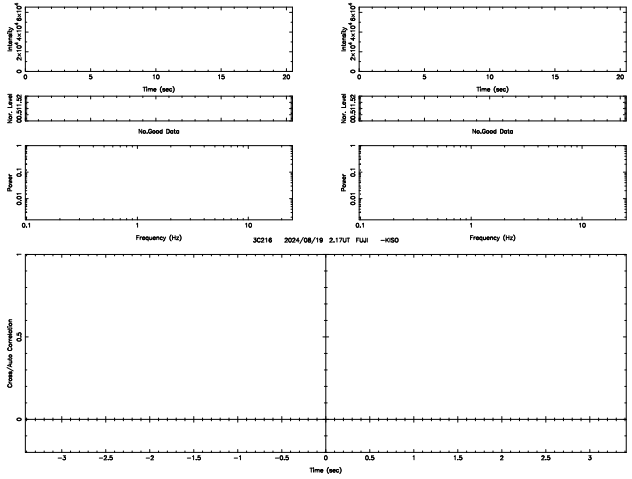
F20240819110817
KISO
No.Good Data
3C216 2024/08/19 2.17UT FUJI -KISO

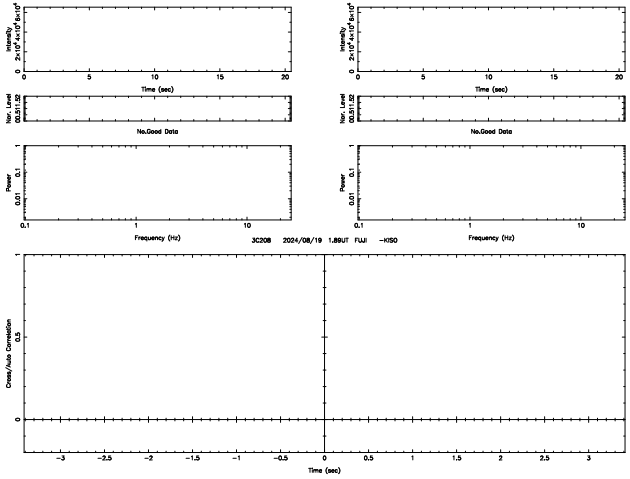
F20240819105136
KISO
No.Good Data
3C208 2024/08/19 1.89UT FUJI -KISO

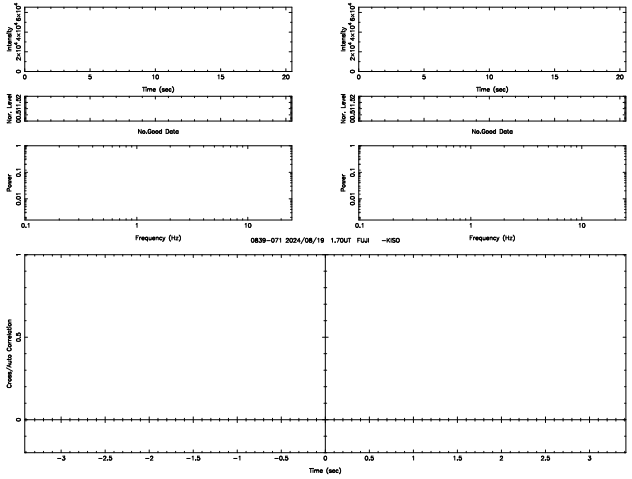
F20240819104035
KISO
No.Good Data
0839-071 2024/08/19 1.70UT FUJI -KISO

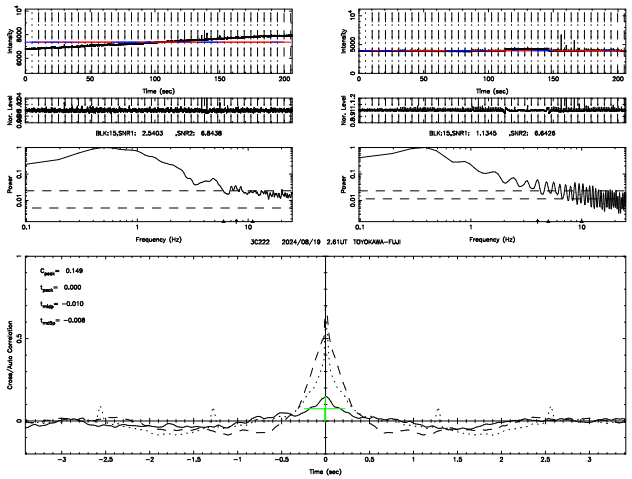
T20240819113452
F20240819113452
BLK:15,SNR1: 2.5403 ,SNR2: 6.8438
BLK:15,SNR1: 1.1345 ,SNR2: 6.6426
3C222 2024/08/19 2.61UT TOYOKAWA-FUJI
C_{peak}= 0.149
t_{peak}= 0.000
t_{rise}= −0.010
t_{rise}= −0.008

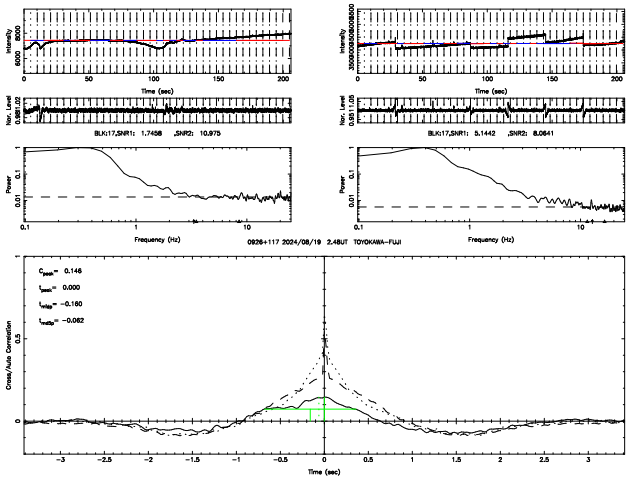
T20240819112708
F20240819112708
BLK:17,SNR1: 1.7458 ,SNR2: 10.975
BLK:17,SNR1: 5.1442 ,SNR2: 8.0641
0926+117 2024/08/19 2.48UT TOYOKAWA-FUJI
C_{peak}= 0.146
t_{peak}= 0.000
t_{rise}= −0.160
t_{rise}= −0.062

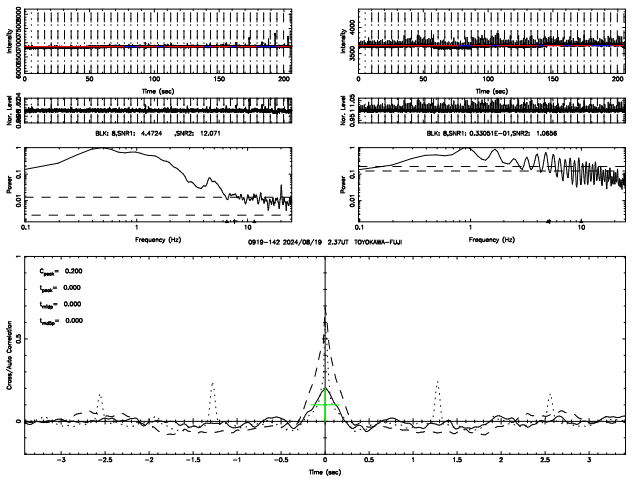
T20240819112029
F20240819112029
BLK: 8,SNR1: 4.4724 ,SNR2: 12.071
BLK: 8,SNR1: 0.33051E-01,SNR2: 1.0656
0919-142 2024/08/19 2.37UT TOYOKAWA-FUJI
C_{peak}= 0.200
t_{peak}= 0.000
t_{rise}= 0.000
t_{rise}= 0.000

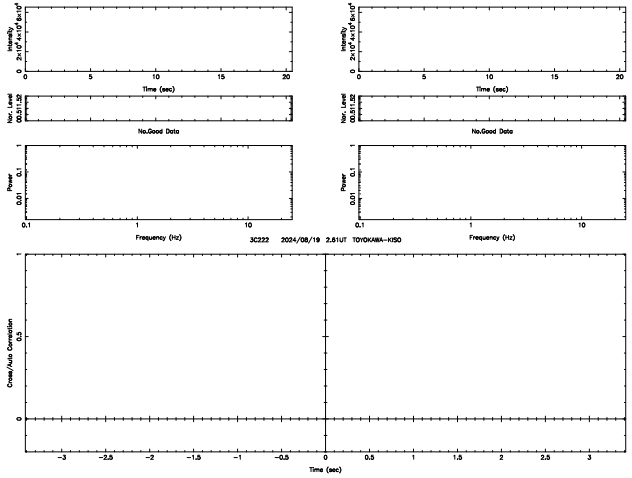
T20240819113452
KISO
No.Good Data
3C222 2024/08/19 2.61UT TOYOKAWA-KISO

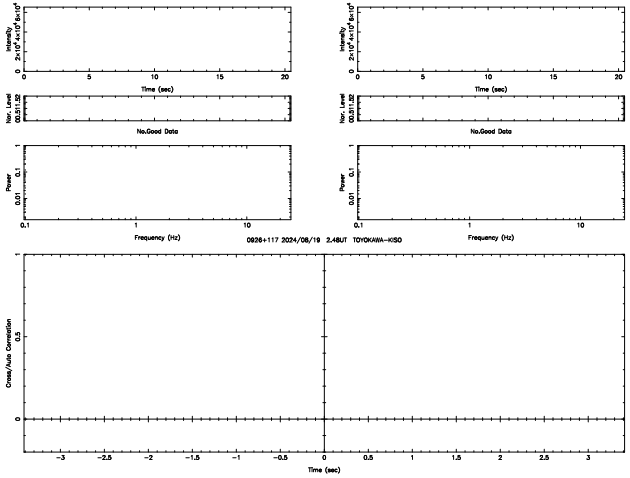
T20240819112708
KISO
No.Good Data
0926+117 2024/08/19 2.48UT TOYOKAWA-KISO

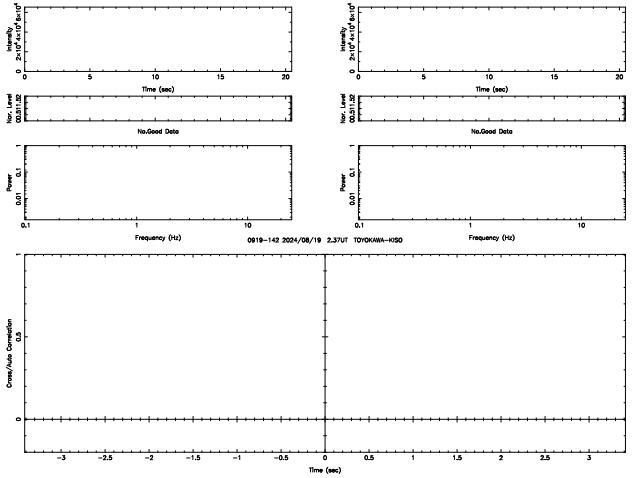
T20240819112029
KISO
No.Good Data
0919-142 2024/08/19 2.37UT TOYOKAWA-KISO

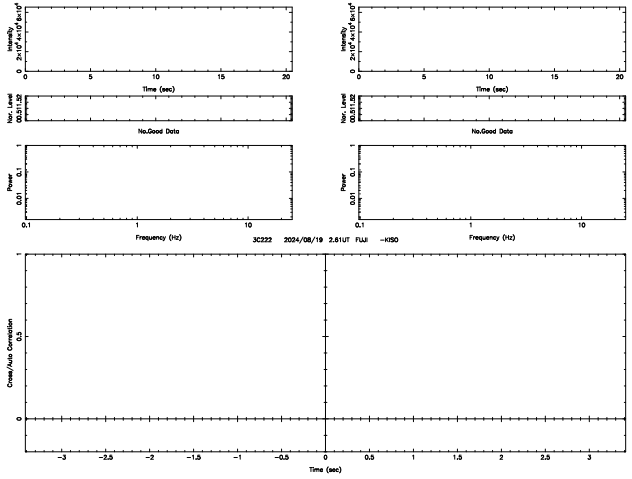
F20240819113452
KISO
No.Good Data
3C222 2024/08/19 2.61UT FUJI -KISO

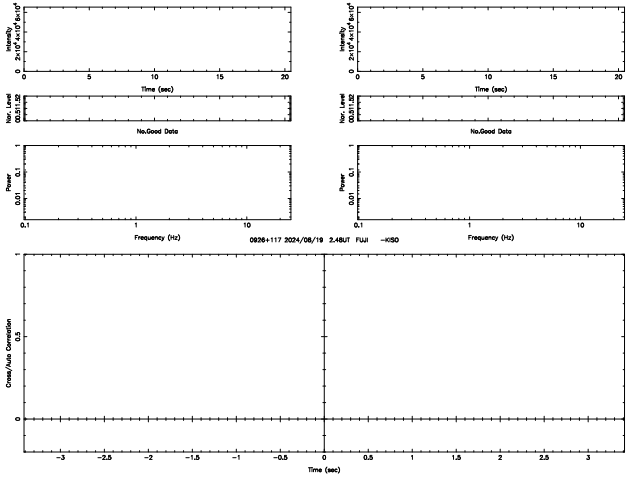
F20240819112708
KISO
No.Good Data
0926+117 2024/08/19 2.48UT FUJI -KISO

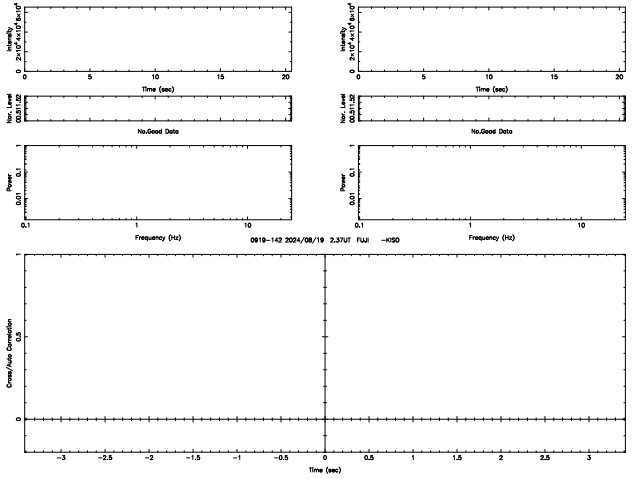
F20240819112029
KISO
No.Good Data
0919-142 2024/08/19 2.37UT FUJI -KISO

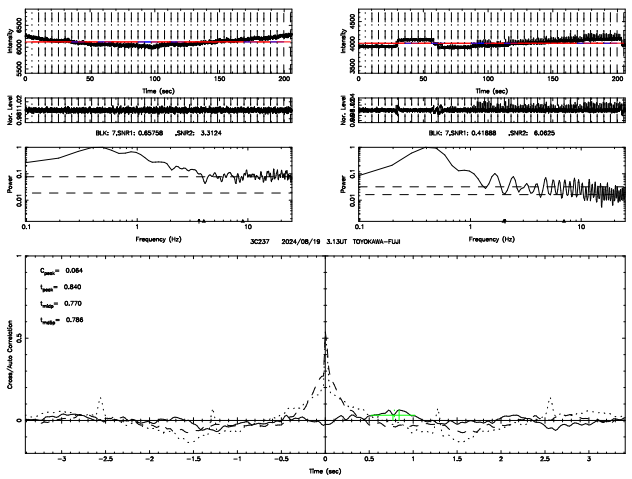
T20240819120615
F20240819120615
BLK: 7,SNR1: 0.65758 ,SNR2: 3.3124
BLK: 7,SNR1: 0.41888 ,SNR2: 6.0625
3C237 2024/08/19 3.13UT TOYOKAWA-FUJI
C_{peak}= 0.064
t_{peak}= 0.840
t_{rise}= 0.770
t_{refle}= 0.786

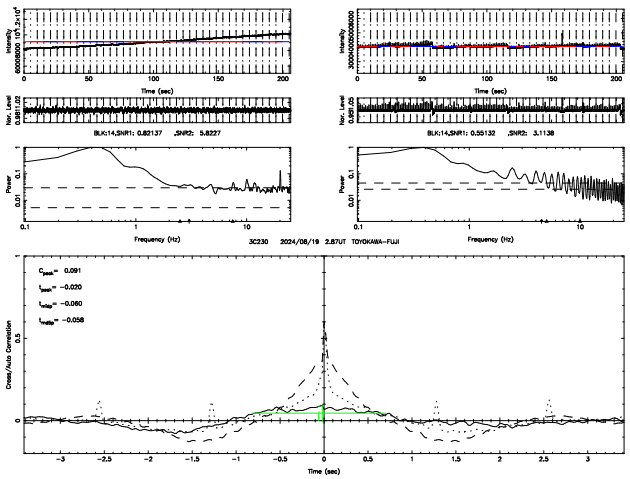
T20240819115014
F20240819115014
BLK:14,SNR1: 0.82137 ,SNR2: 5.8227
BLK:14,SNR1: 0.55132 ,SNR2: 3.1138
3C230 2024/08/19 2.87UT TOYOKAWA-FUJI
C_{peak}= 0.091
t_{peak}= -0.020
t_{rise}= -0.060
t_{refle}= -0.058

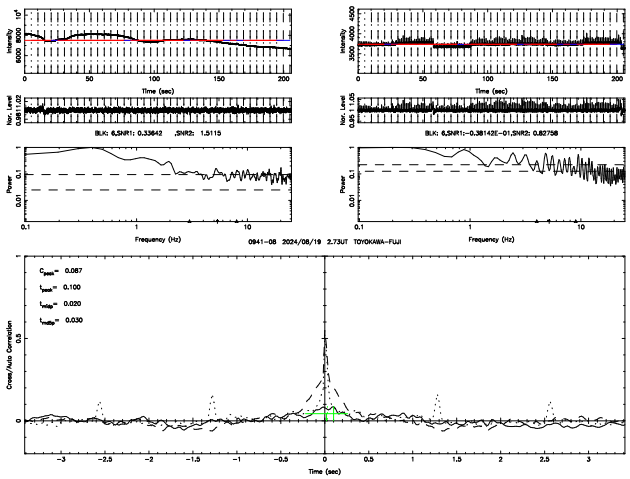
T20240819114152
F20240819114152
BLK: 6,SNR1: 0.33642 ,SNR2: 1.5115
BLK: 6,SNR1:-0.38142E-01,SNR2: 0.82758
0941-06 2024/08/19 2.73UT TOYOKAWA-FUJI
C_{peak}= 0.067
t_{peak}= 0.100
t_{rise}= 0.020
t_{refle}= 0.030

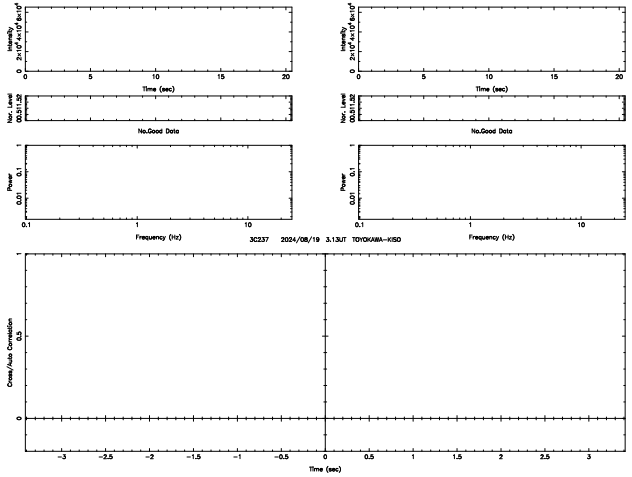
T20240819120615
KISO
No.Good Data
3C237 2024/08/19 3.13UT TOYOKAWA-KISO

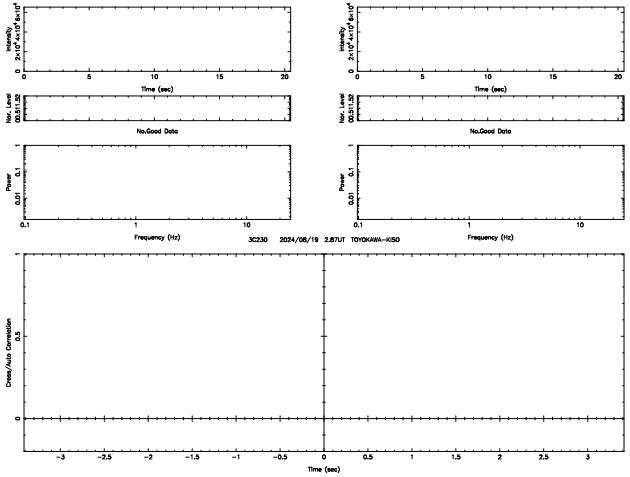
T20240819115014
KISO
No.Good Data
3C230 2024/08/19 2.87UT TOYOKAWA-KISO

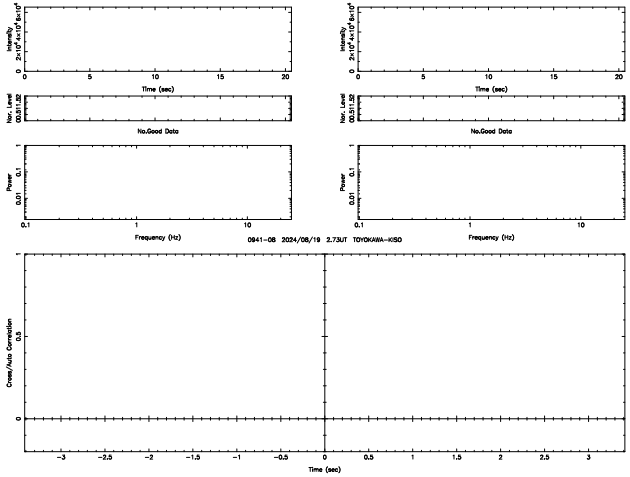
T20240819114152
KISO
No.Good Data
0941-06 2024/08/19 2.73UT TOYOKAWA-KISO

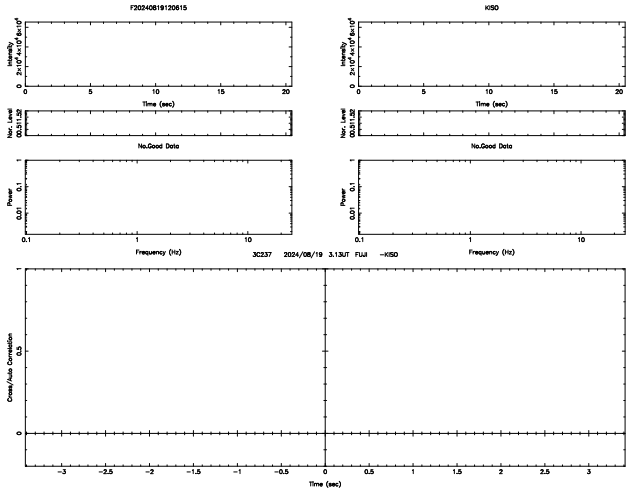
F20240819120615
KISO
No.Good Data
3C237 2024/08/19 3.13UT FUJI -KISO

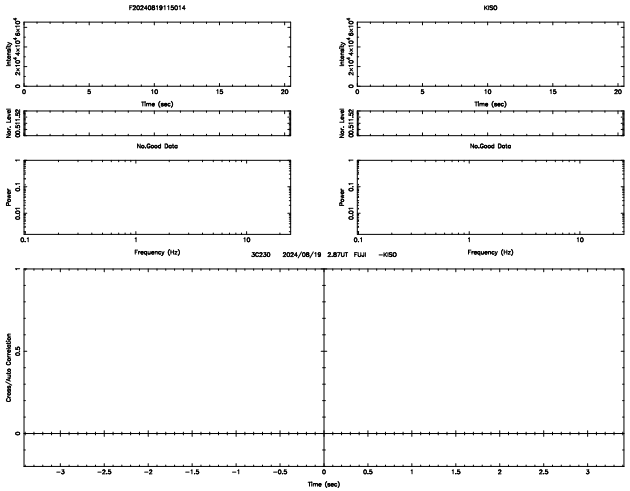
F20240819115014
KISO
No.Good Data
3C230 2024/08/19 2.87UT FUJI -KISO

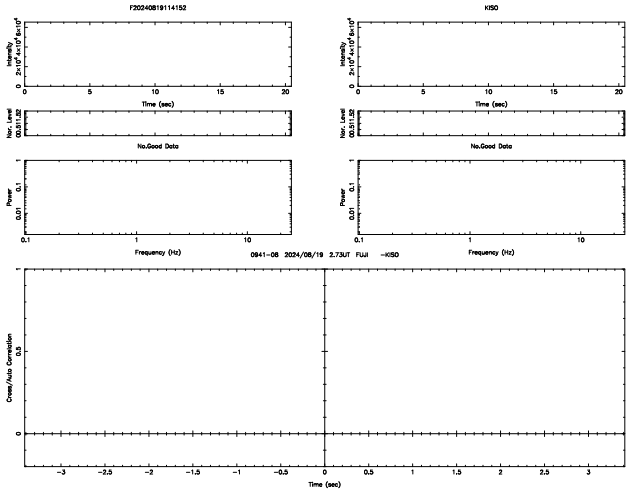
F20240819114152
KISO
No.Good Data
0941-06 2024/08/19 2.73UT FUJI -KISO

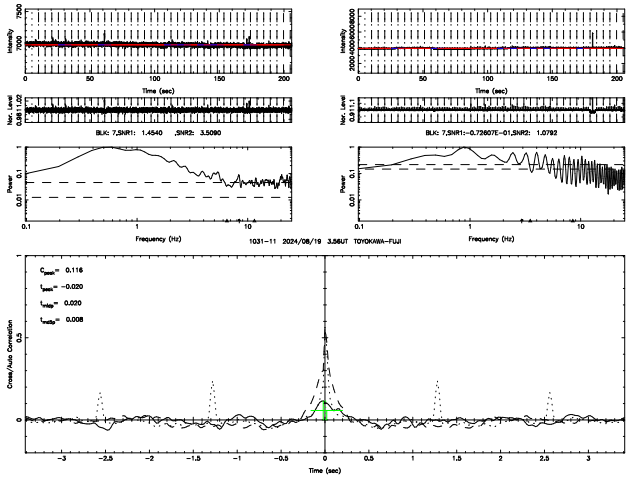
T20240819123141
F20240819123141
BLK: 7,SNR1: 1.4540 ,SNR2: 3.5090
BLK: 7,SNR1:-0.72607E-01,SNR2: 1.0792
1031-11 2024/08/19 3.56UT TOYOKAWA-FUJI
C_{peak}= 0.116
t_{peak}= -0.020
t_{rise}= 0.020
t_{rise}= 0.008

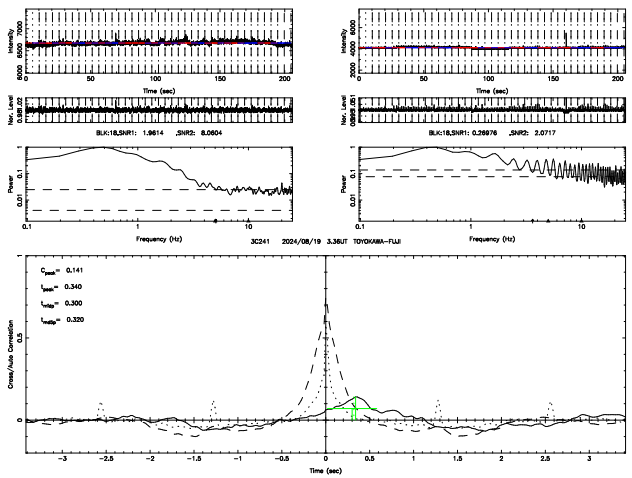
T20240819122012
F20240819122012
BLK:18,SNR1: 1.9614 ,SNR2: 8.0604
BLK:18,SNR1: 0.26976 ,SNR2: 2.0717
3C241 2024/08/19 3.36UT TOYOKAWA-FUJI
C_{peak}= 0.141
t_{peak}= 0.340
t_{rise}= 0.300
t_{rise}= 0.320

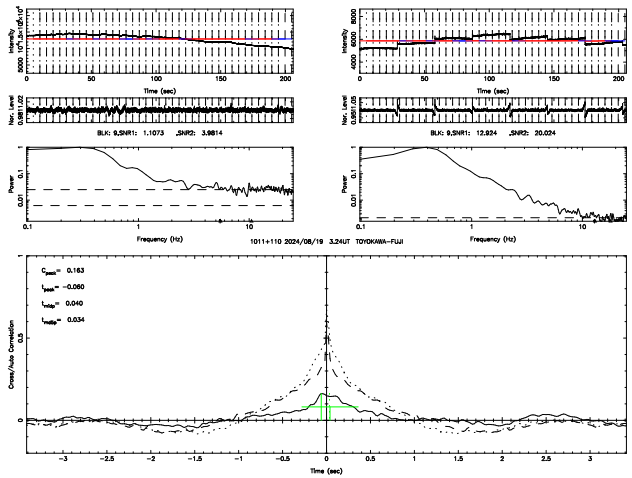
T20240819121231
F20240819121231
BLK: 9,SNR1: 1.1073 ,SNR2: 3.9814
BLK: 9,SNR1: 12.924 ,SNR2: 20.024
1011+110 2024/08/19 3.24UT TOYOKAWA-FUJI
C_{peak}= 0.163
t_{peak}= -0.060
t_{rise}= 0.040
t_{rise}= 0.034

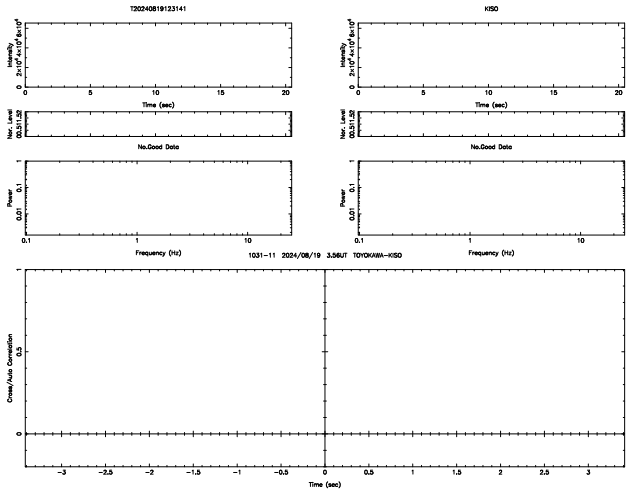
T20240819123141
KISO
No.Good Data
1031-11 2024/08/19 3.56UT TOYOKAWA-KISO

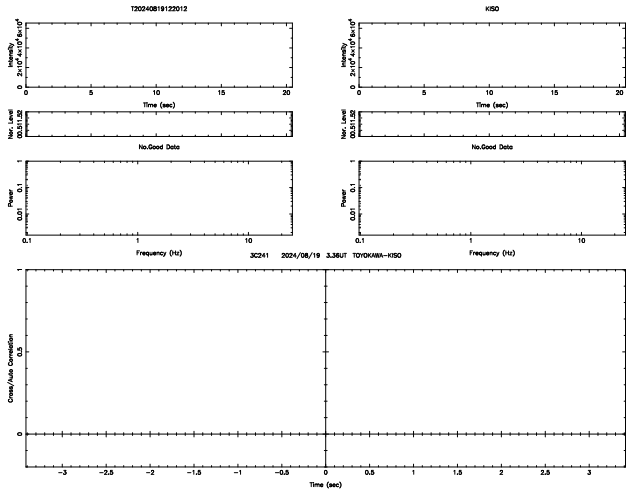
T20240819122012
KISO
No.Good Data
3C241 2024/08/19 3.36UT TOYOKAWA-KISO

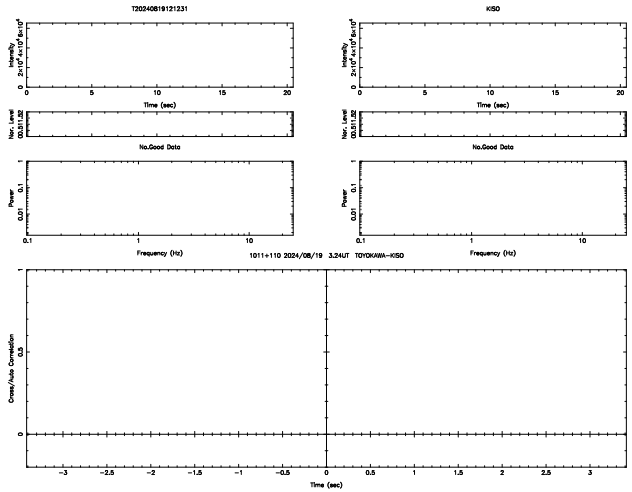
T20240819121231
KISO
No.Good Data
1011+110 2024/08/19 3.24UT TOYOKAWA-KISO

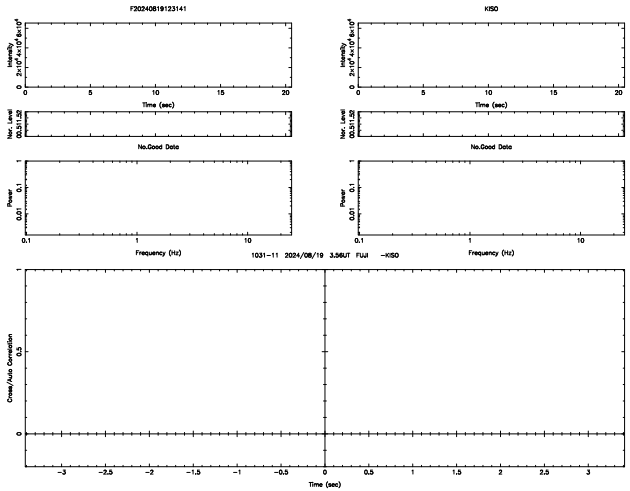
F20240819123141
KISO
No.Good Data
1031-11 2024/08/19 3.56UT FUJI -KISO

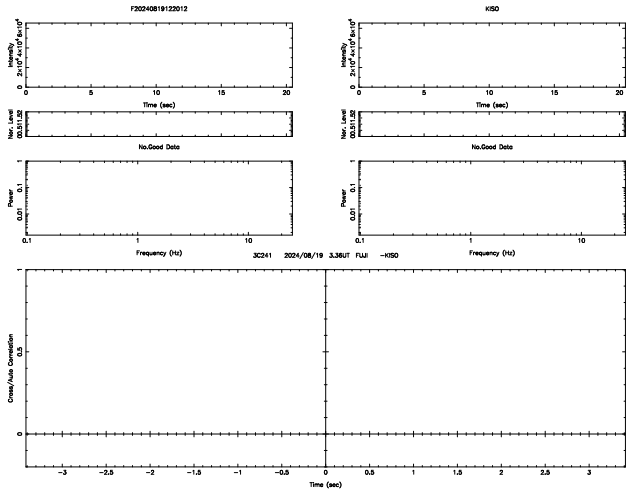
F20240819122012
KISO
No.Good Data
3C241 2024/08/19 3.36UT FUJI -KISO

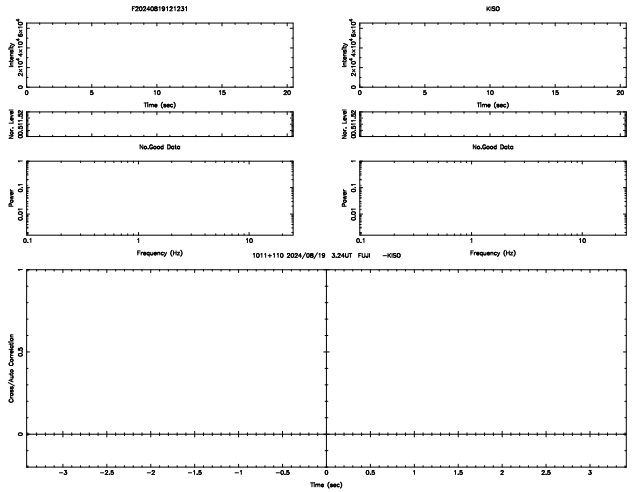
F20240819121231
KISO
No.Good Data
1011+110 2024/08/19 3.24UT FUJI -KISO

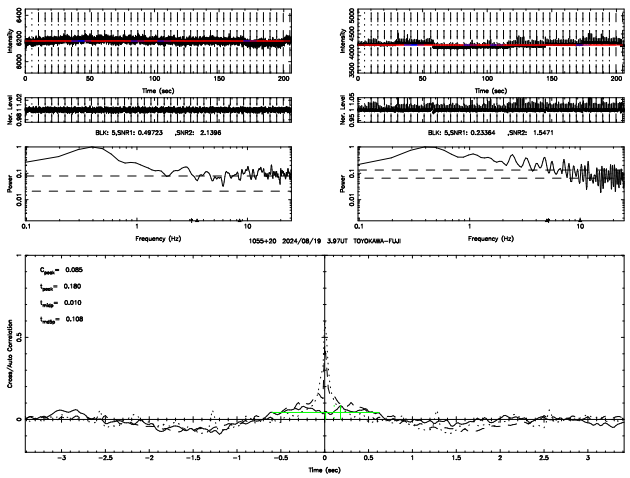
T20240819125626
F20240819125626
BLK: 5,SNR1: 0.49723 ,SNR2: 2.1396
BLK: 5,SNR1: 0.23364 ,SNR2: 1.5471
1055+20 2024/08/19 3.97UT TOYOKAWA-FUJI
C_{peak}= 0.085
t_{peak}= 0.180
t_{edge}= 0.010
t_{edge}= 0.108

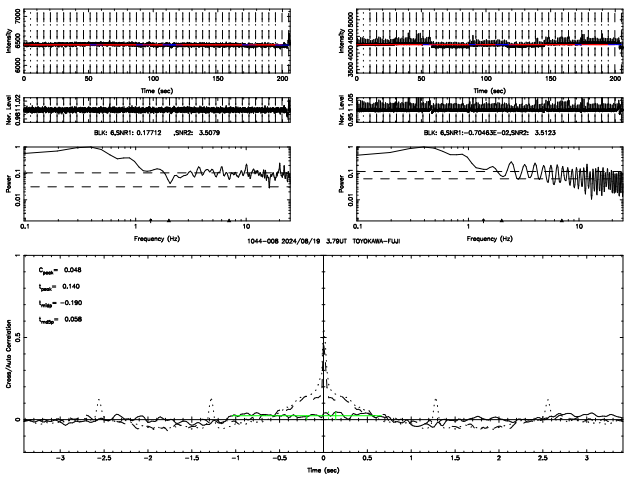
T20240819124528
F20240819124528
BLK: 6,SNR1: 0.17712 ,SNR2: 3.5079
BLK: 6,SNR1:-0.70463E-02,SNR2: 3.5123
1044-008 2024/08/19 3.79UT TOYOKAWA-FUJI
C_{peak}= 0.048
t_{peak}= 0.140
t_{edge}= -0.190
t_{edge}= 0.058

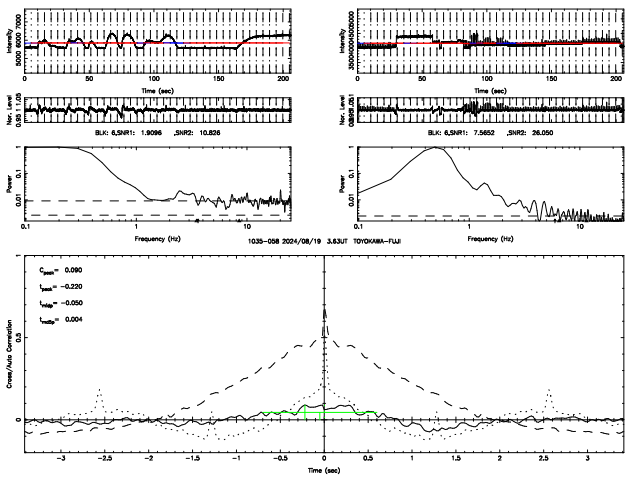
T20240819123615
F20240819123615
BLK: 6,SNR1: 1.9096 ,SNR2: 10.826
BLK: 6,SNR1: 7.5652 ,SNR2: 26.050
1035-058 2024/08/19 3.63UT TOYOKAWA-FUJI
C_{peak}= 0.090
t_{peak}= -0.220
t_{edge}= -0.050
t_{edge}= 0.004

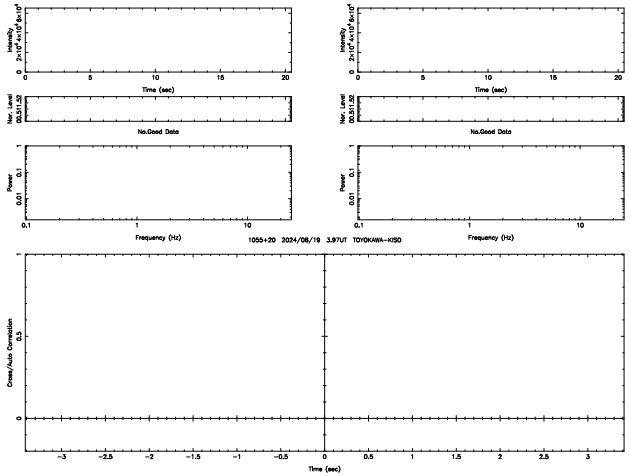
T20240819125626
KISO
No.Good Data
1055+20 2024/08/19 3.97UT TOYOKAWA-KISO

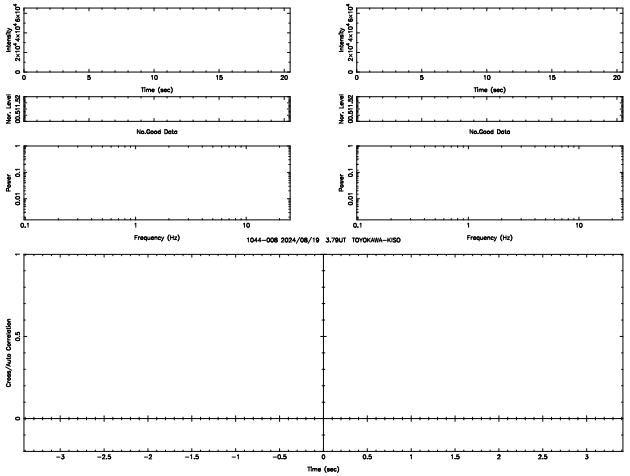
T20240819124528
KISO
No.Good Data
1044-008 2024/08/19 3.79UT TOYOKAWA-KISO

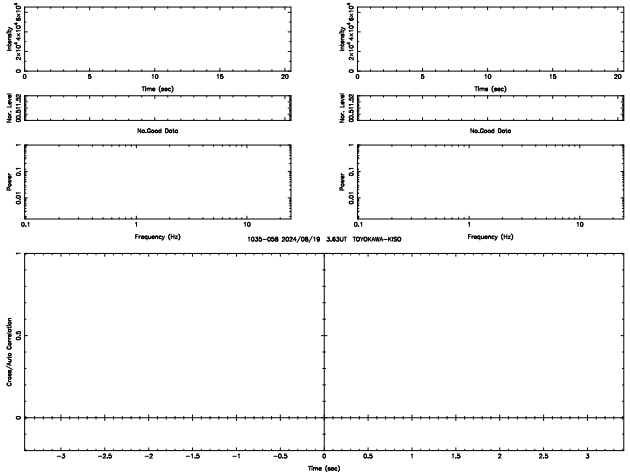
T20240819123615
KISO
No.Good Data
1035-058 2024/08/19 3.63UT TOYOKAWA-KISO

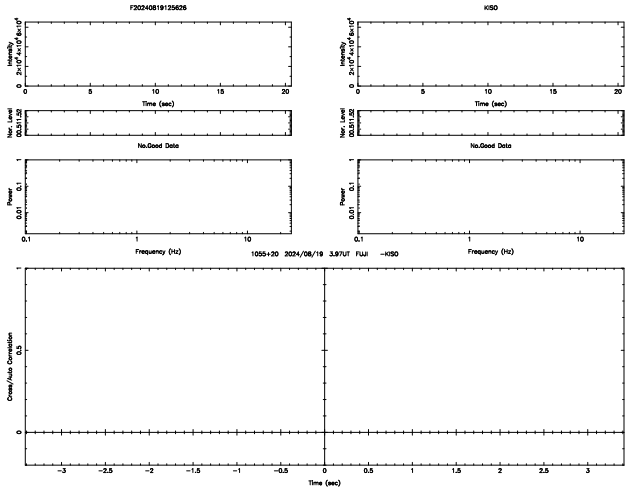
F20240819125626
KISO
No.Good Data
1055+20 2024/08/19 3.97UT FUJI -KISO

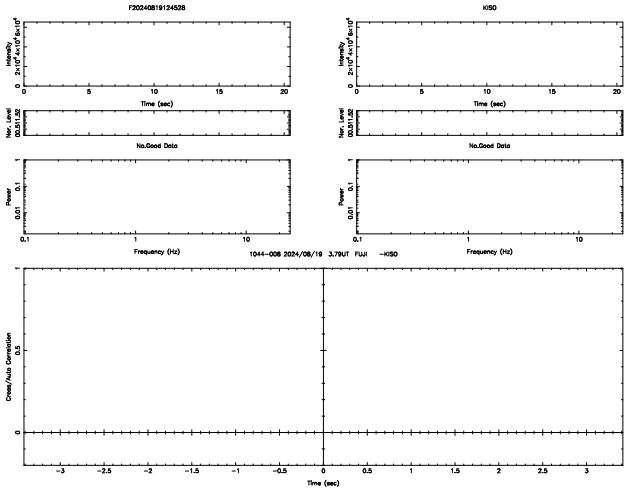
F20240819124528
KISO
No.Good Data
1044-008 2024/08/19 3.79UT FUJI -KISO

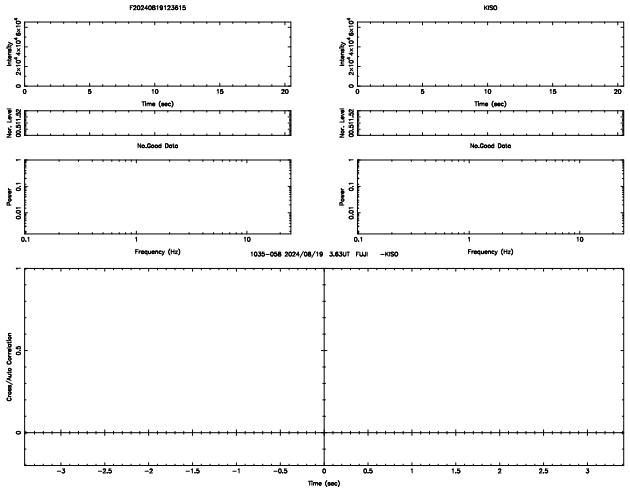
F20240819123615
KISO
No.Good Data
1035-058 2024/08/19 3.63UT FUJI -KISO

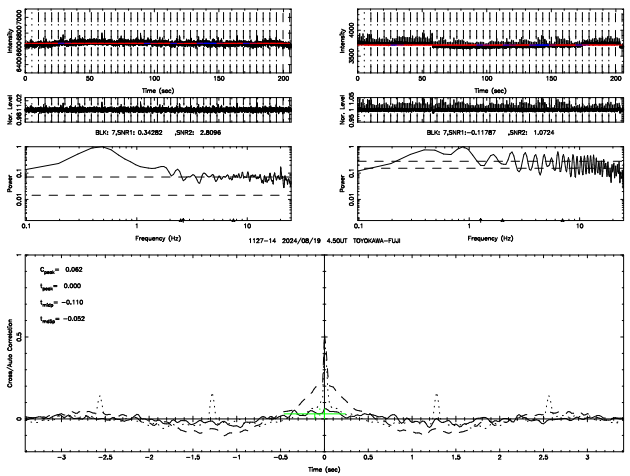
T20240819132805
F20240819132805
BLK: 7,SNR1: 0.34282 ,SNR2: 2.8096
BLK: 7,SNR1:-0.11787 ,SNR2: 1.0724
1127-14 2024/08/19 4.50UT TOYOKAWA-FUJI
C_{peak}= 0.062
t_{peak}= 0.000
t_{rise}= -0.110
t_{rise}= -0.052

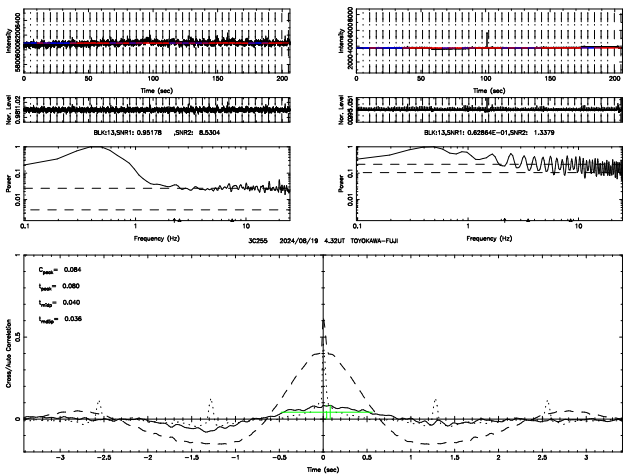
T20240819131727
F20240819131727
BLK:13,SNR1: 0.95178 ,SNR2: 8.5304
BLK:13,SNR1: 0.62864E-01,SNR2: 1.3379
3C255 2024/08/19 4.32UT TOYOKAWA-FUJI
C_{peak}= 0.084
t_{peak}= 0.080
t_{rise}= 0.040
t_{rise}= 0.036

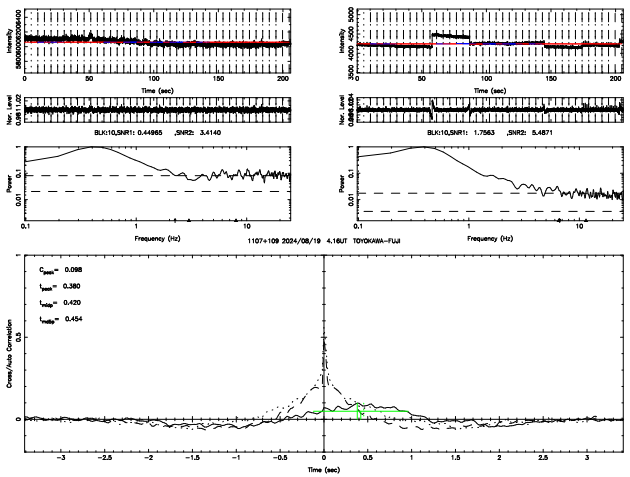
T20240819130750
F20240819130750
BLK:10,SNR1: 0.44965 ,SNR2: 3.4140
BLK:10,SNR1: 1.7563 ,SNR2: 5.4871
1107+109 2024/08/19 4.16UT TOYOKAWA-FUJI
C_{peak}= 0.098
t_{peak}= 0.380
t_{rise}= 0.420
t_{rise}= 0.454

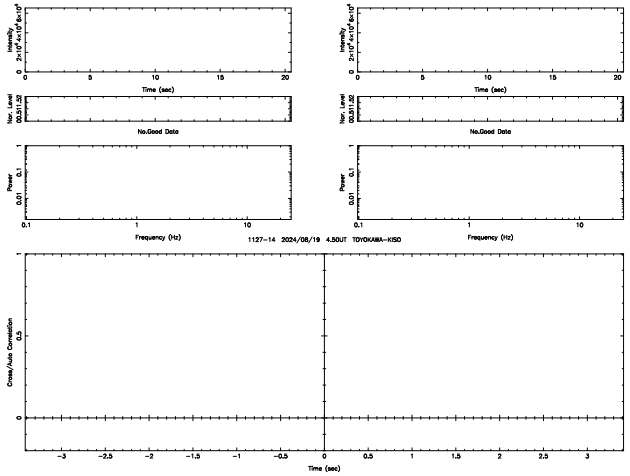
T20240819132805
KISO
No.Good Data
1127-14 2024/08/19 4.50UT TOYOKAWA-KISO

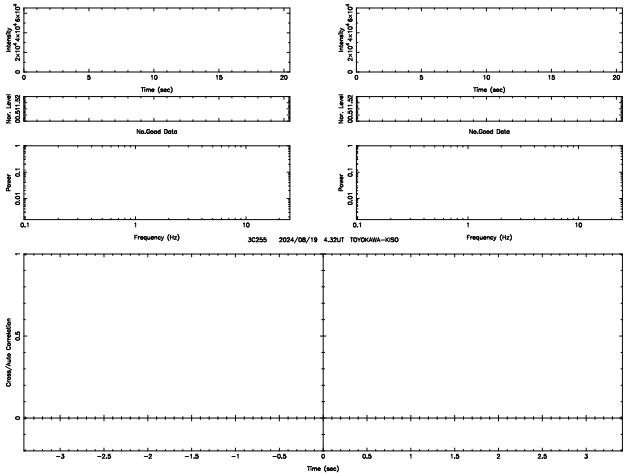
T20240819131727
KISO
No.Good Data
3C255 2024/08/19 4.32UT TOYOKAWA-KISO

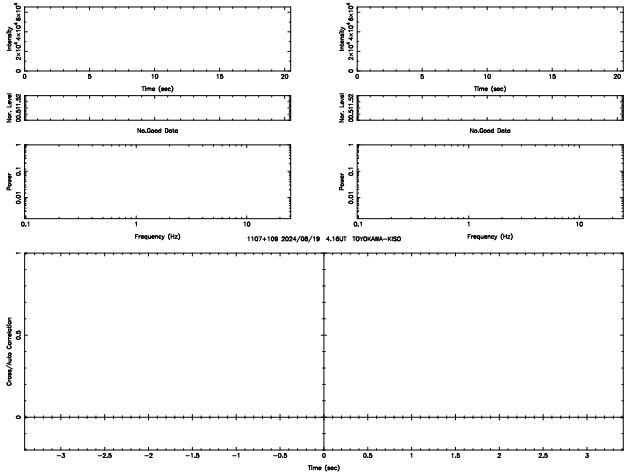
T20240819130750
KISO
No.Good Data
1107+109 2024/08/19 4.16UT TOYOKAWA-KISO

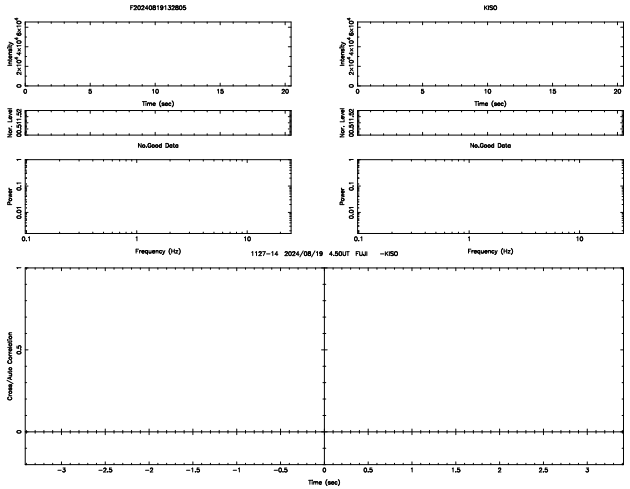
F20240819132805
KISO
No.Good Data
1127-14 2024/08/19 4.50UT FUJI -KISO

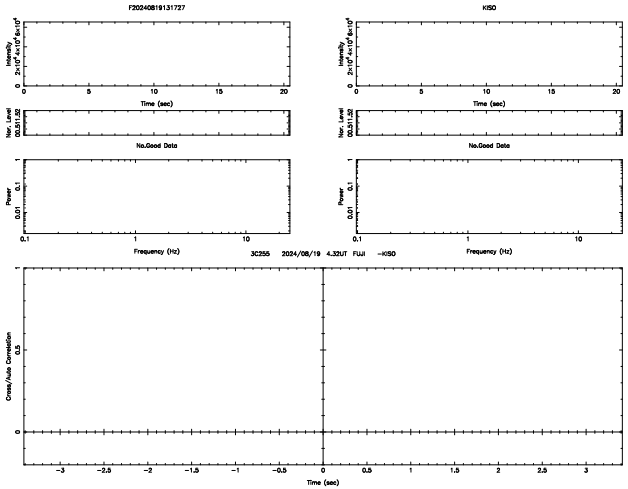
F20240819131727
KISO
No.Good Data
3C255 2024/08/19 4.32UT FUJI -KISO

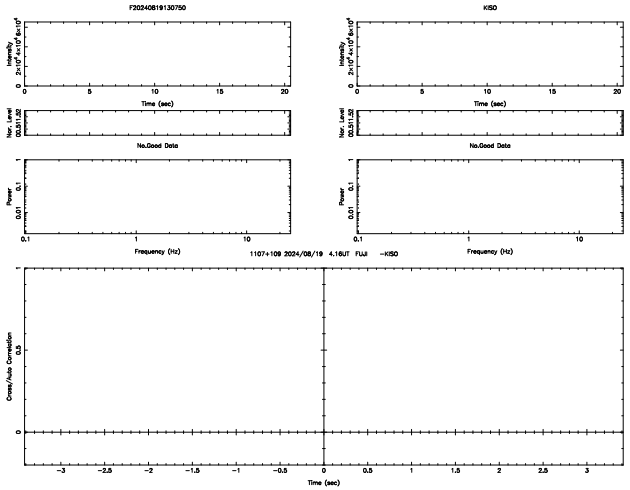
F20240819130750
KISO
No.Good Data
1107+109 2024/08/19 4.16UT FUJI -KISO

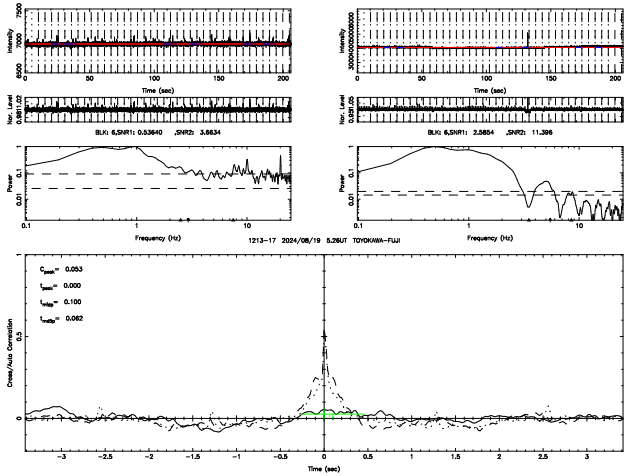
T20240819141340
F20240819141340
BLK: 6,SNR1: 0.53640 ,SNR2: 3.6634
BLK: 6,SNR1: 2.5854 ,SNR2: 11.396
1213-17 2024/08/19 5.26UT TOYOKAWA-FUJI
C_peak= 0.053
t_peak= 0.000
t_rise= 0.100
t_rise= 0.062
Time (sec)
Frequency (Hz)
Cross/Auto Correlation

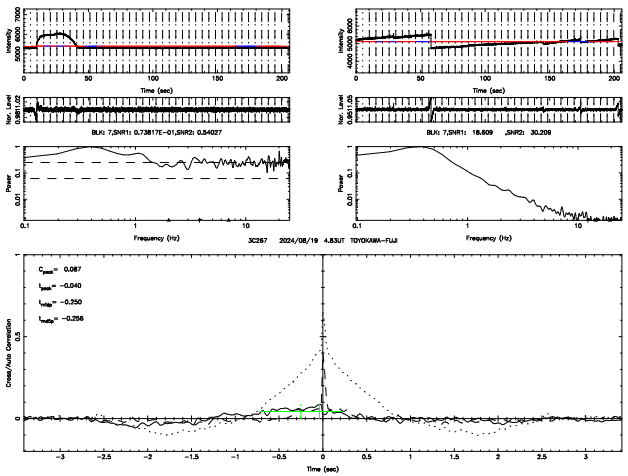
T20240819134752
F20240819134752
BLK: 7,SNR1: 0.73817E-01,SNR2: 0.54027
BLK: 7,SNR1: 18.609 ,SNR2: 30.209
3C267 2024/08/19 4.83UT TOYOKAWA-FUJI
C_peak= 0.087
t_peak= -0.040
t_rise= -0.250
t_rise= -0.256
Time (sec)
Frequency (Hz)
Cross/Auto Correlation

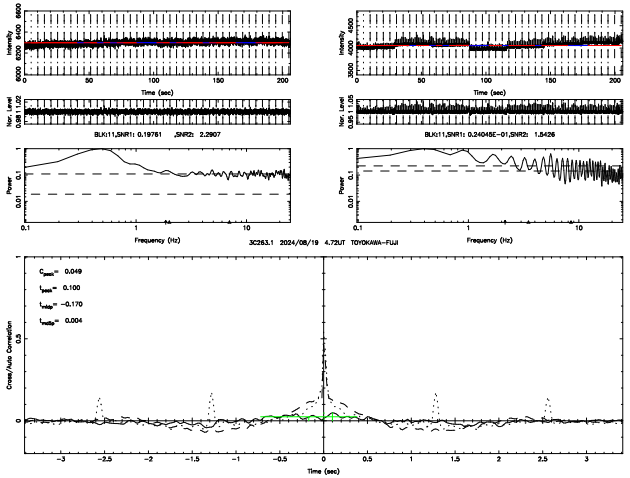
T20240819134125
F20240819134125
BLK:11,SNR1: 0.19751 ,SNR2: 2.2907
BLK:11,SNR1: 0.24045E-01,SNR2: 1.5426
3C263.1 2024/08/19 4.72UT TOYOKAWA-FUJI
C_peak= 0.049
t_peak= 0.100
t_rise= -0.170
t_rise= 0.004
Time (sec)
Frequency (Hz)
Cross/Auto Correlation

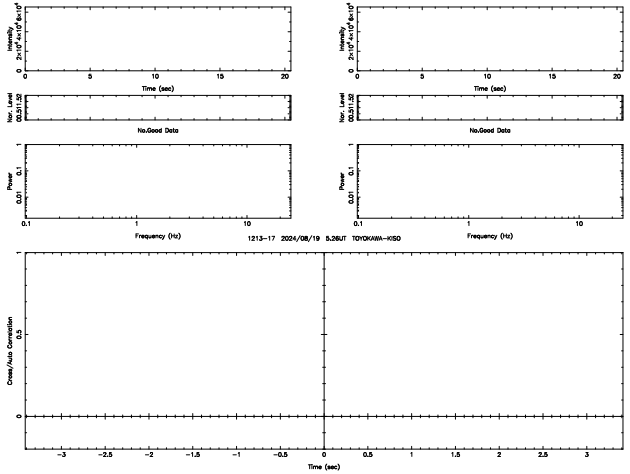
T20240819141340
KISO
No.Good Data
1213-17 2024/08/19 5.26UT TOYOKAWA-KISO
Time (sec)
Frequency (Hz)
Cross/Auto Correlation

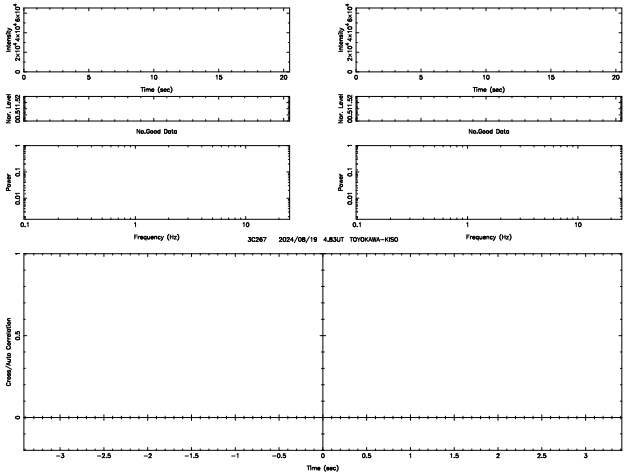
T20240819134752
KISO
No.Good Data
3C267 2024/08/19 4.83UT TOYOKAWA-KISO
Time (sec)
Frequency (Hz)
Cross/Auto Correlation

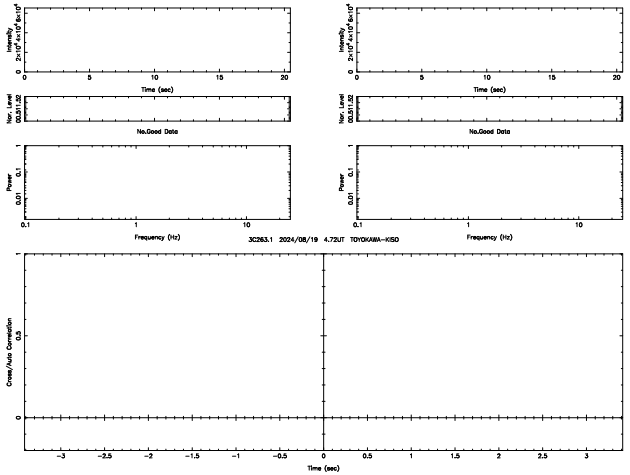
T20240819134125
KISO
No.Good Data
3C263.1 2024/08/19 4.72UT TOYOKAWA-KISO
Time (sec)
Frequency (Hz)
Cross/Auto Correlation

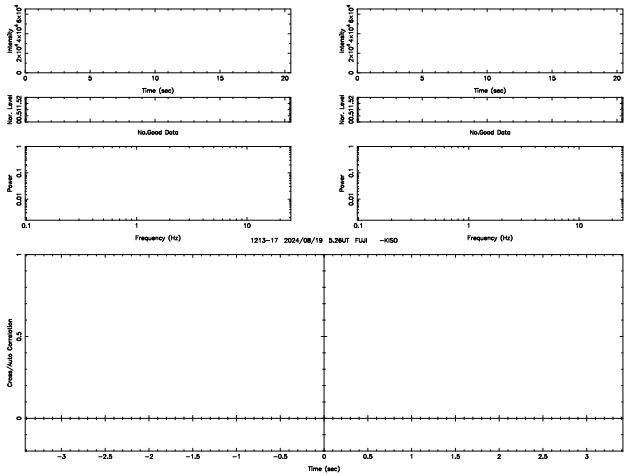
F20240819141340
KISO
No.Good Data
1213-17 2024/08/19 5.26UT FUJI -KISO
Time (sec)
Frequency (Hz)
Cross/Auto Correlation

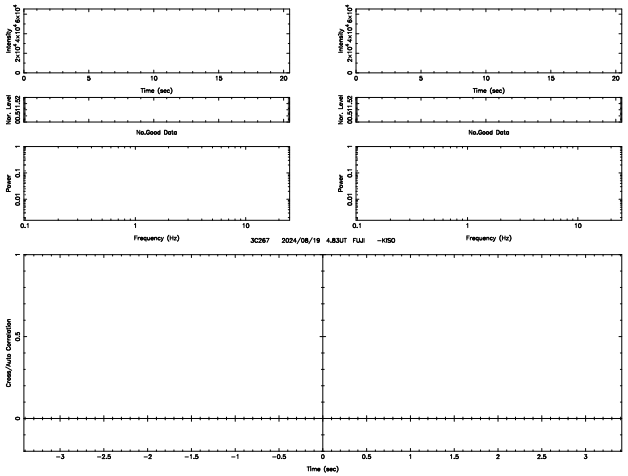
F20240819134752
KISO
No.Good Data
3C267 2024/08/19 4.83UT FUJI -KISO
Time (sec)
Frequency (Hz)
Cross/Auto Correlation

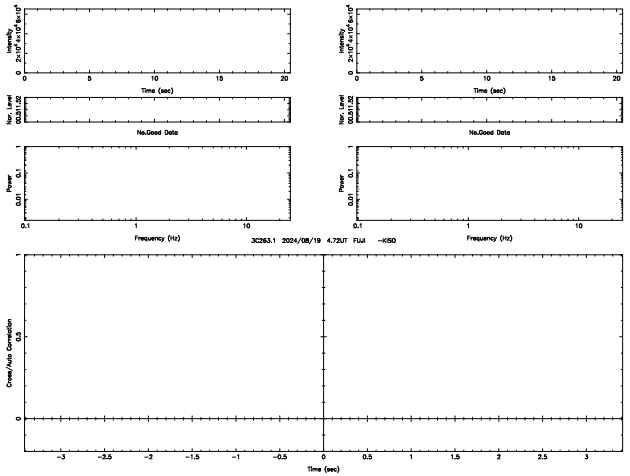
F20240819134125
KISO
No.Good Data
3C263.1 2024/08/19 4.72UT FUJI -KISO
Time (sec)
Frequency (Hz)
Cross/Auto Correlation

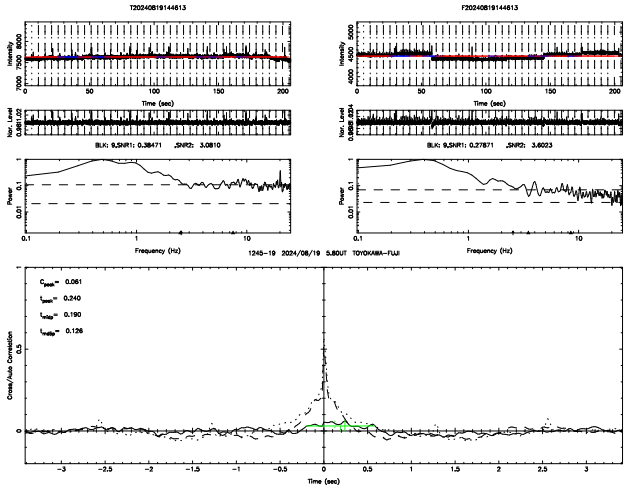
T20240819144613
F20240819144613
BLK: 9,SNR1: 0.38471 ,SNR2: 3.0810
BLK: 9,SNR1: 0.27871 ,SNR2: 3.6023
1245-19 2024/08/19 5.80UT TOYOKAWA-FUJI
C_{peak}= 0.061
t_{peak}= 0.240
t_{rise}= 0.190
$t_{rise/fall}$= 0.126

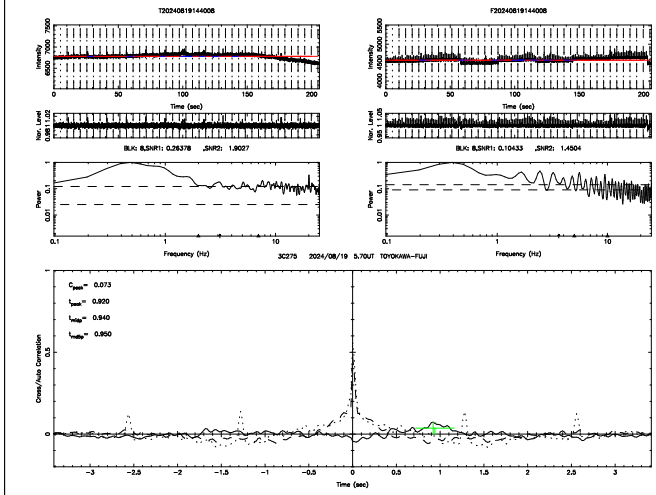
T20240819144008
F20240819144008
BLK: 8,SNR1: 0.26378 ,SNR2: 1.9027
BLK: 8,SNR1: 0.10433 ,SNR2: 1.4504
3C275 2024/08/19 5.70UT TOYOKAWA-FUJI
C_{peak}= 0.073
t_{peak}= 0.920
t_{rise}= 0.940
$t_{rise/fall}$= 0.950

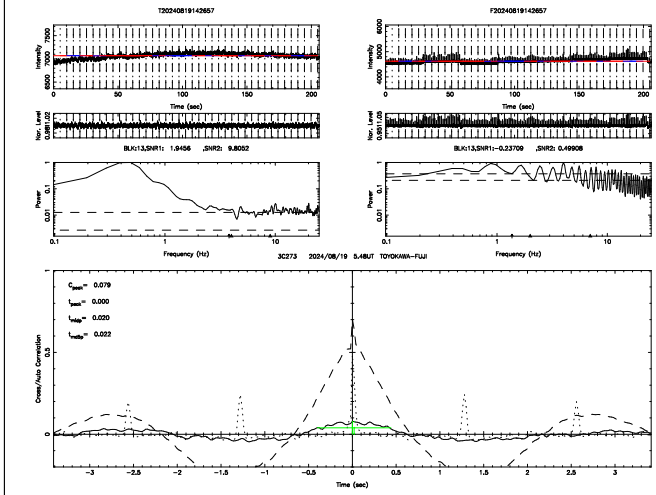
T20240819142657
F20240819142657
BLK:13,SNR1: 1.9456 ,SNR2: 9.8052
BLK:13,SNR1:-0.23709 ,SNR2: 0.49908
3C273 2024/08/19 5.48UT TOYOKAWA-FUJI
C_{peak}= 0.079
t_{peak}= 0.000
t_{rise}= 0.020
$t_{rise/fall}$= 0.022

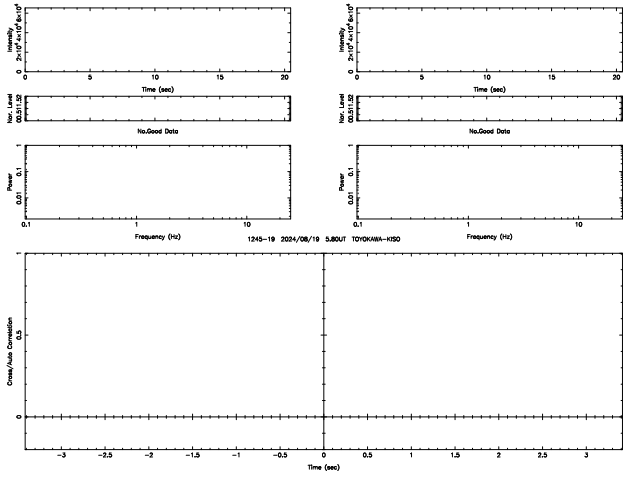
T20240819144613
KISO
No.Good Data
1245-19 2024/08/19 5.80UT TOYOKAWA-KISO

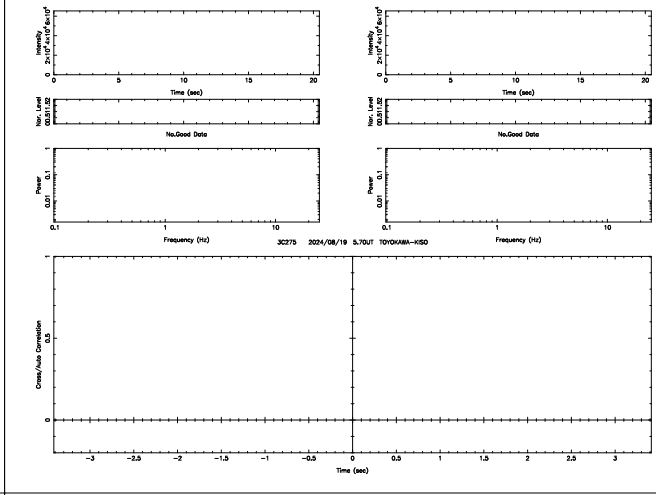
T20240819144008
KISO
No.Good Data
3C275 2024/08/19 5.70UT TOYOKAWA-KISO

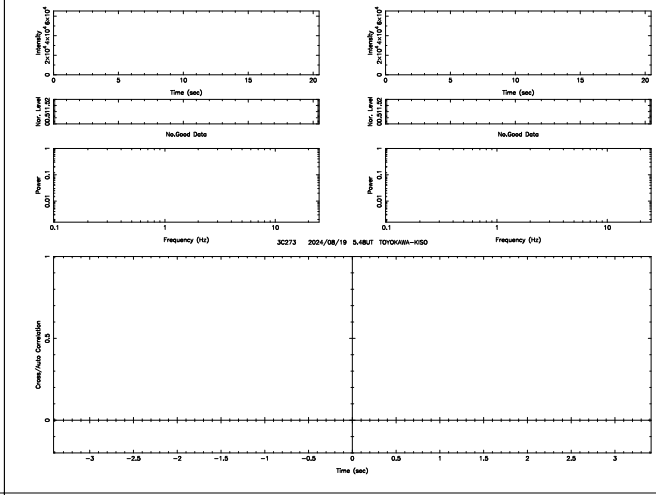
T20240819142657
KISO
No.Good Data
3C273 2024/08/19 5.48UT TOYOKAWA-KISO

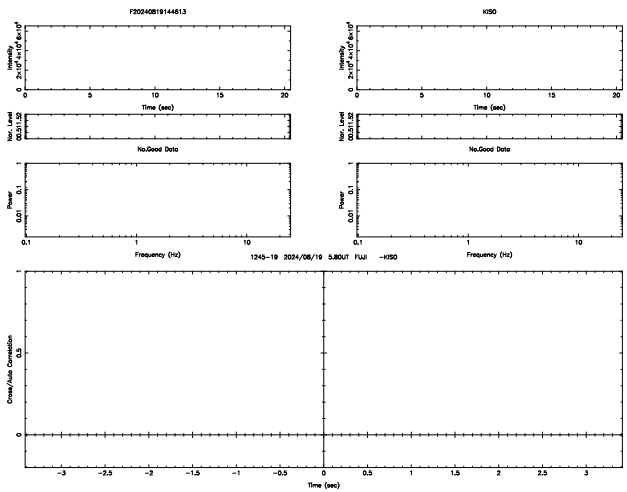
F20240819144613
KISO
No.Good Data
1245-19 2024/08/19 5.80UT FUJI -KISO

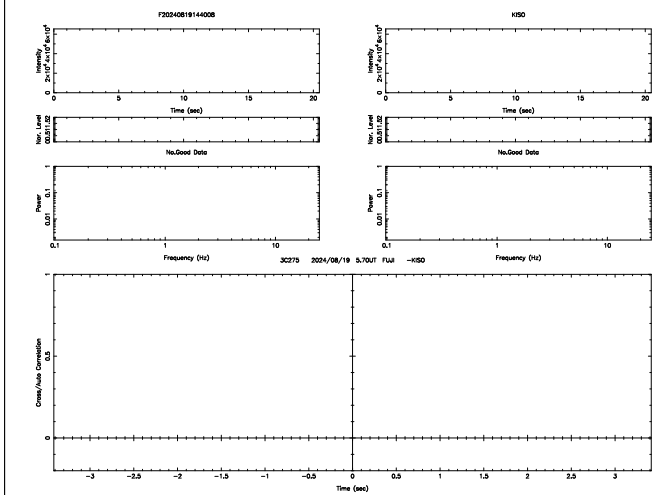
F20240819144008
KISO
No.Good Data
3C275 2024/08/19 5.70UT FUJI -KISO

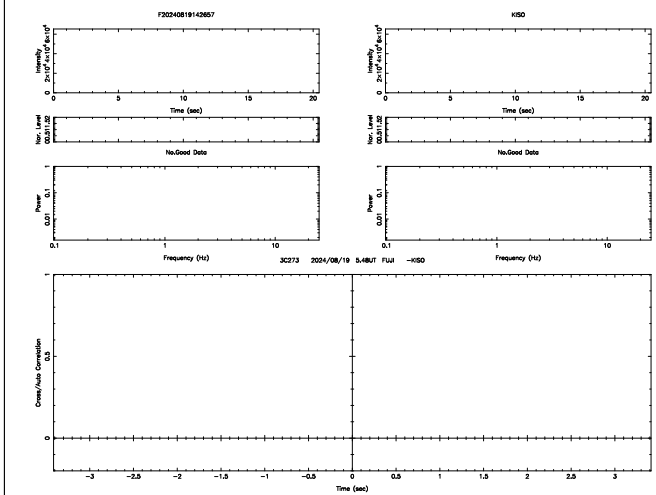
F20240819142657
KISO
No.Good Data
3C273 2024/08/19 5.48UT FUJI -KISO

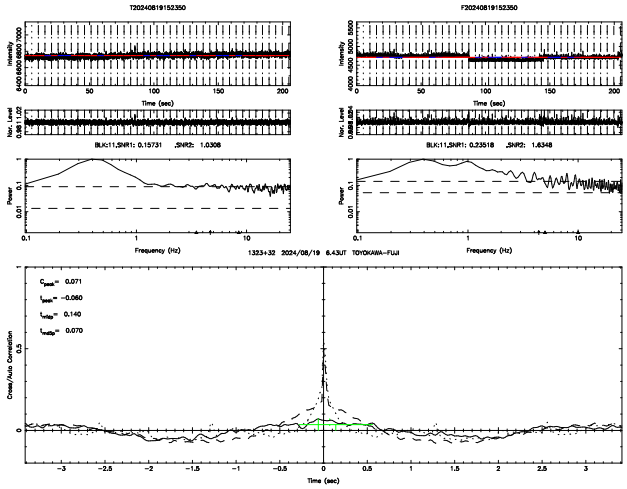
T20240819152350
F20240819152350
BLK:11,SNR1: 0.15731 ,SNR2: 1.0308
BLK:11,SNR1: 0.23518 ,SNR2: 1.6348
1323+32 2024/08/19 6.43UT TOYOKAWA-FUJI
C_{peak}= 0.071
t_{peak}= -0.060
t_{rise}= 0.140
t_{rise}= 0.070

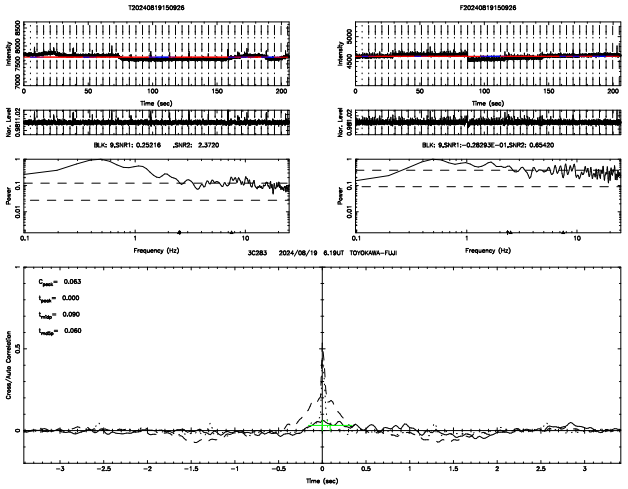
T20240819150926
F20240819150926
BLK: 9,SNR1: 0.25216 ,SNR2: 2.3720
BLK: 9,SNR1:-0.28293E-01,SNR2: 0.65420
3C283 2024/08/19 6.19UT TOYOKAWA-FUJI
C_{peak}= 0.063
t_{peak}= 0.000
t_{rise}= 0.090
t_{rise}= 0.060

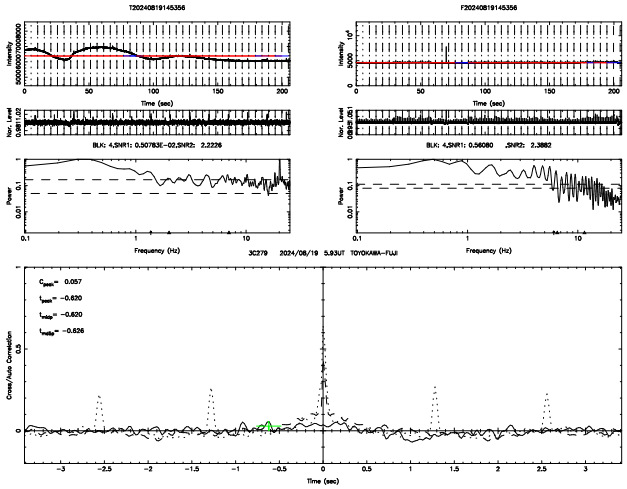
T20240819145356
F20240819145356
BLK: 4,SNR1: 0.50783E-02,SNR2: 2.2226
BLK: 4,SNR1: 0.56080 ,SNR2: 2.3882
3C279 2024/08/19 5.93UT TOYOKAWA-FUJI
C_{peak}= 0.057
t_{peak}= -0.620
t_{rise}= -0.620
t_{rise}= -0.526

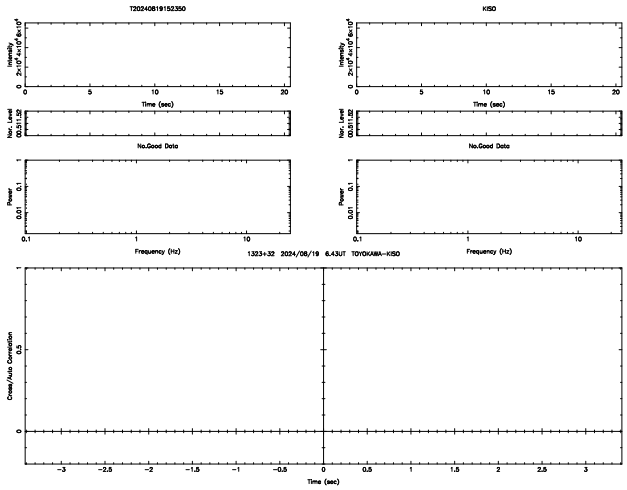
T20240819152350
KISO
No.Good Data
1323+32 2024/08/19 6.43UT TOYOKAWA-KISO

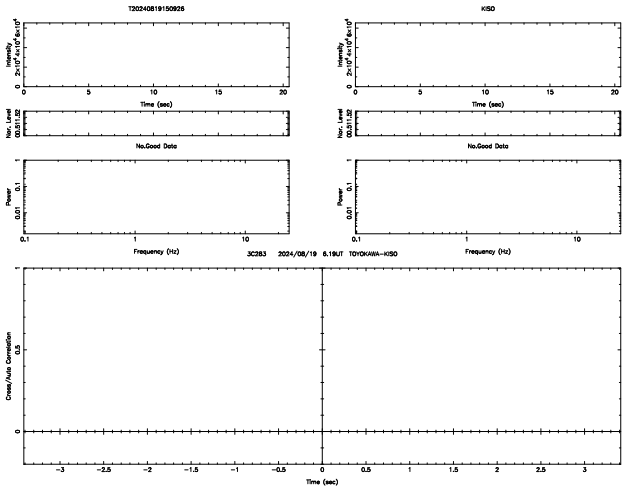
T20240819150926
KISO
No.Good Data
3C283 2024/08/19 6.19UT TOYOKAWA-KISO

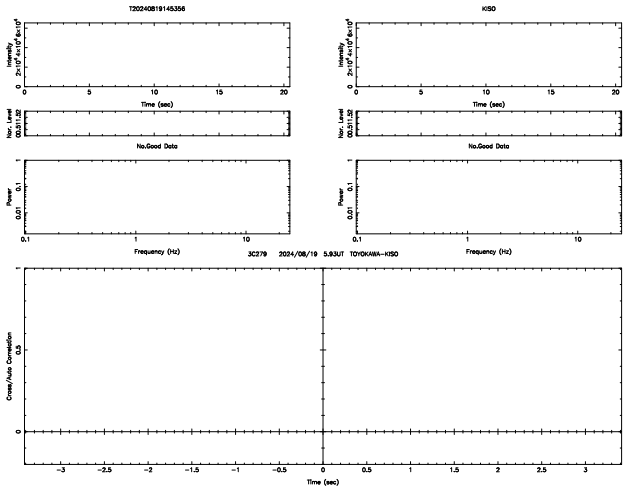
T20240819145356
KISO
No.Good Data
3C279 2024/08/19 5.93UT TOYOKAWA-KISO

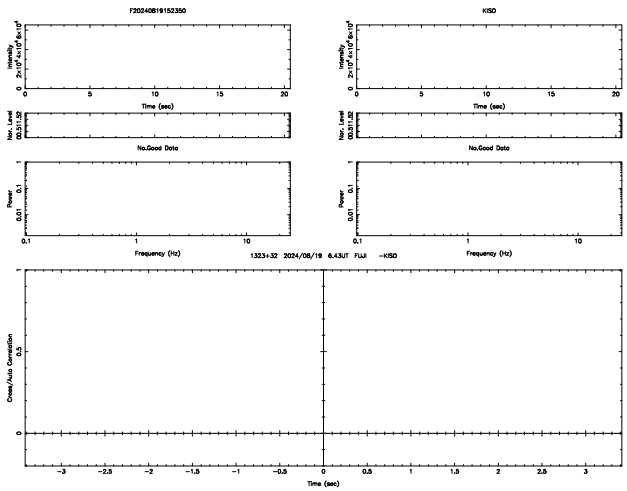
F20240819152350
KISO
No.Good Data
1323+32 2024/08/19 6.43UT FUJI -KISO

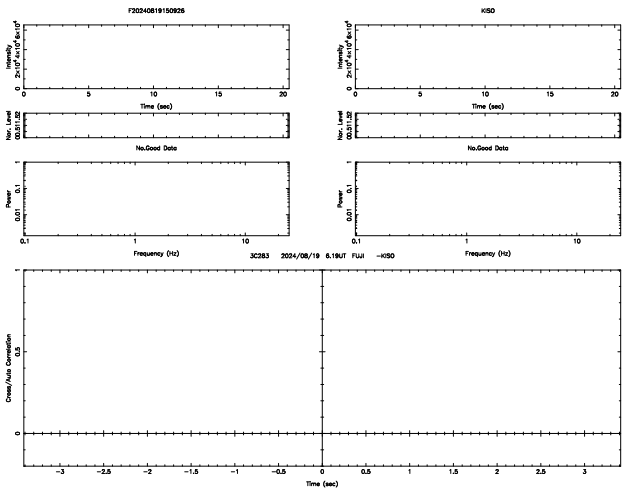
F20240819150926
KISO
No.Good Data
3C283 2024/08/19 6.19UT FUJI -KISO

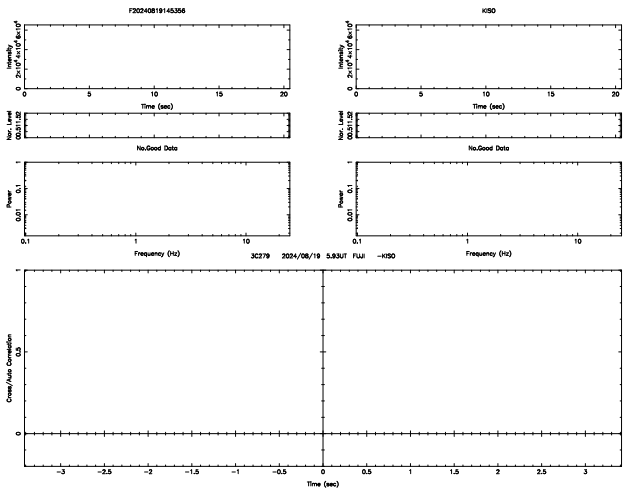
F20240819145356
KISO
No.Good Data
3C279 2024/08/19 5.93UT FUJI -KISO

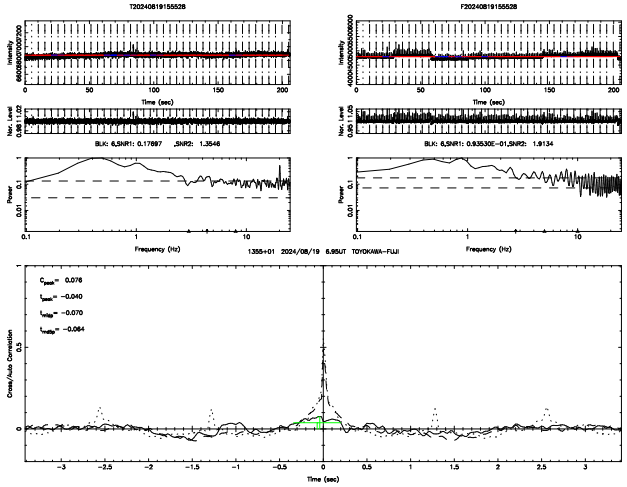
T20240819155528
F20240819155528
BLK: 6,SNR1: 0.17897 ,SNR2: 1.3546
BLK: 6,SNR1: 0.93530E-01,SNR2: 1.9134
1355+01 2024/08/19 6.95UT TOYOKAWA-FUJI
C_{peak}= 0.076
t_{peak}= -0.040
t_{edge}= -0.070
t_{cntr}= -0.064
Time (sec)
Frequency (Hz)
Cross/Auto Correlation

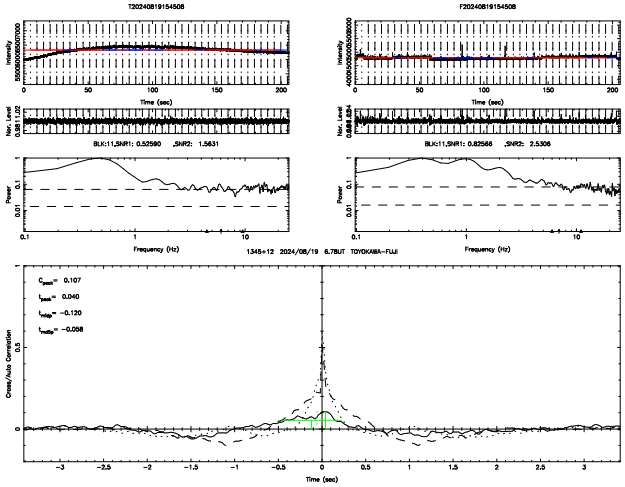
T20240819154508
F20240819154508
BLK:11,SNR1: 0.52590 ,SNR2: 1.5631
BLK:11,SNR1: 0.82566 ,SNR2: 2.5306
1345+12 2024/08/19 6.78UT TOYOKAWA-FUJI
C_{peak}= 0.107
t_{peak}= 0.040
t_{edge}= -0.120
t_{cntr}= -0.058
Time (sec)
Frequency (Hz)
Cross/Auto Correlation

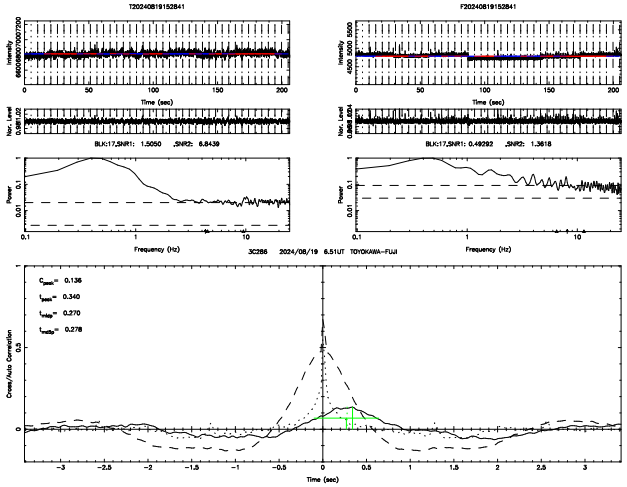
T20240819152841
F20240819152841
BLK:17,SNR1: 1.5050 ,SNR2: 6.8439
BLK:17,SNR1: 0.49292 ,SNR2: 1.3618
3C286 2024/08/19 6.51UT TOYOKAWA-FUJI
C_{peak}= 0.136
t_{peak}= 0.340
t_{edge}= 0.270
t_{cntr}= 0.278
Time (sec)
Frequency (Hz)
Cross/Auto Correlation

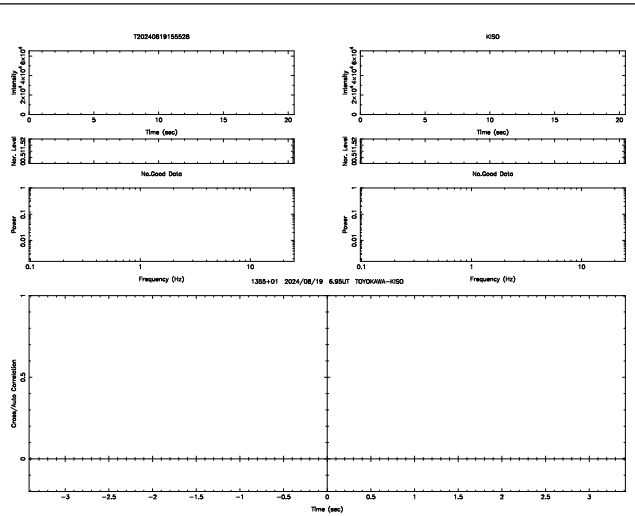
T20240819155528
KISO
No.Good Data
1355+01 2024/08/19 6.95UT TOYOKAWA-KISO
Time (sec)
Frequency (Hz)
Cross/Auto Correlation

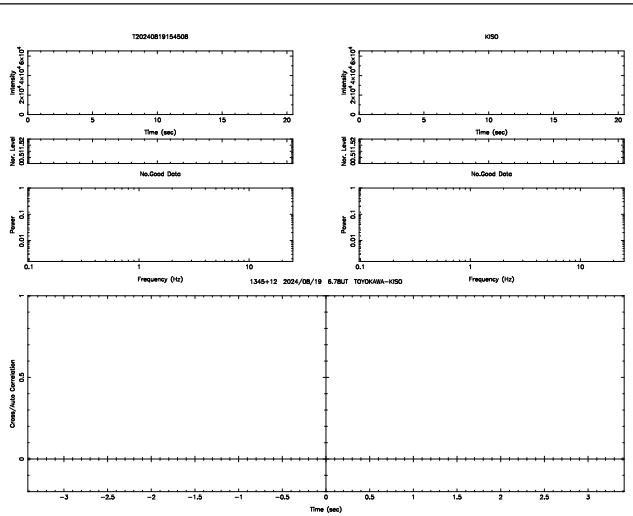
T20240819154508
KISO
No.Good Data
1345+12 2024/08/19 6.78UT TOYOKAWA-KISO
Time (sec)
Frequency (Hz)
Cross/Auto Correlation

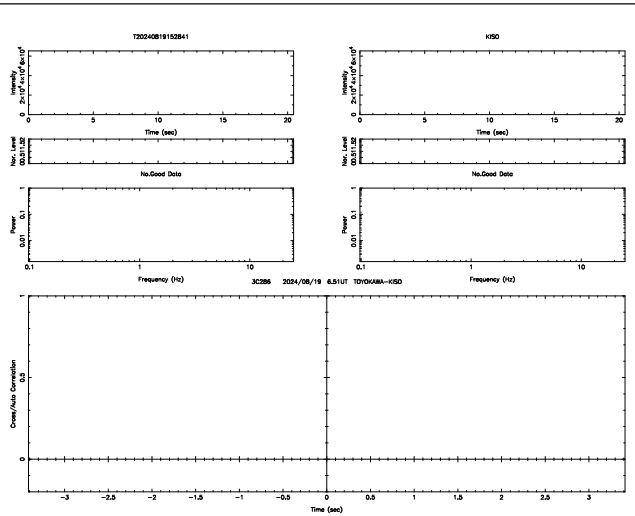
T20240819152841
KISO
No.Good Data
3C286 2024/08/19 6.51UT TOYOKAWA-KISO
Time (sec)
Frequency (Hz)
Cross/Auto Correlation

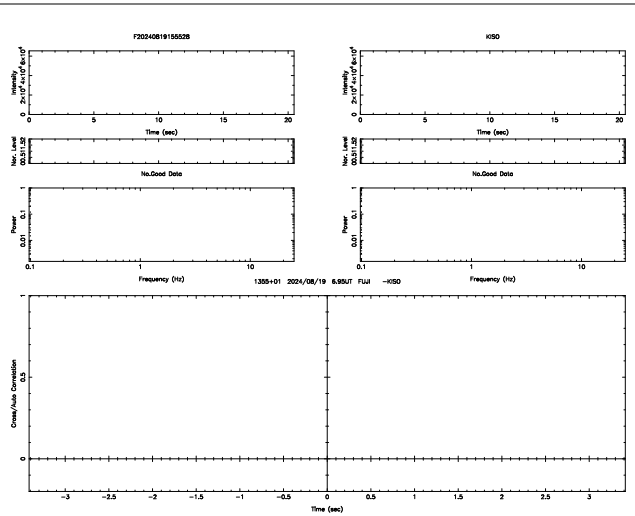
F20240819155528
KISO
No.Good Data
1355+01 2024/08/19 6.95UT FUJI -KISO
Time (sec)
Frequency (Hz)
Cross/Auto Correlation

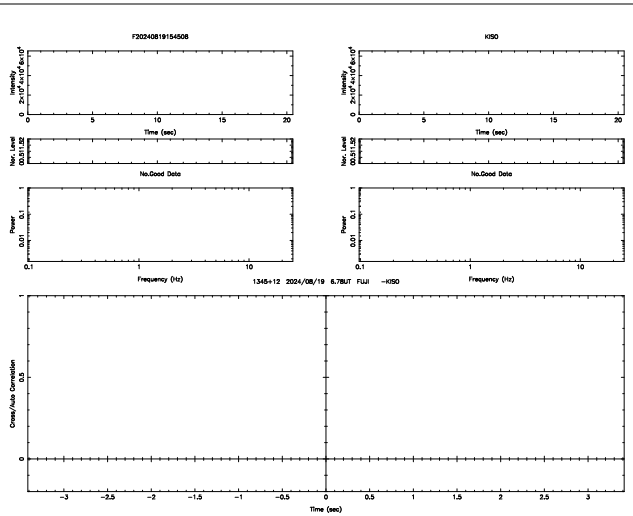
F20240819154508
KISO
No.Good Data
1345+12 2024/08/19 6.78UT FUJI -KISO
Time (sec)
Frequency (Hz)
Cross/Auto Correlation

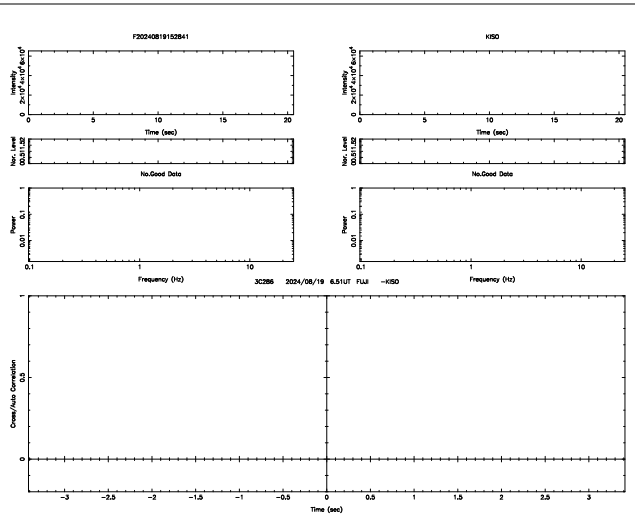
F20240819152841
KISO
No.Good Data
3C286 2024/08/19 6.51UT FUJI -KISO
Time (sec)
Frequency (Hz)
Cross/Auto Correlation

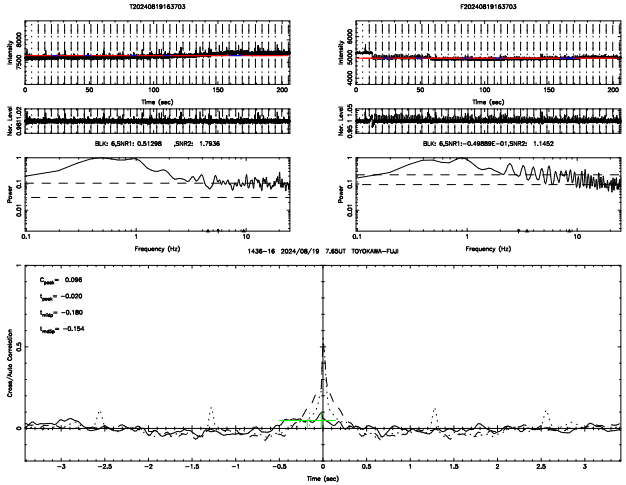
T20240819163703
F20240819163703
BLK: 6,SNR1: 0.51298 ,SNR2: 1.7936
BLK: 6,SNR1:-0.49889E-01,SNR2: 1.1452
1436-16 2024/08/19 7.65UT TOYOKAWA-FUJI
C_{peak}= 0.096
t_{peak}= -0.020
t_{step}= -0.180
t_{width}= -0.154

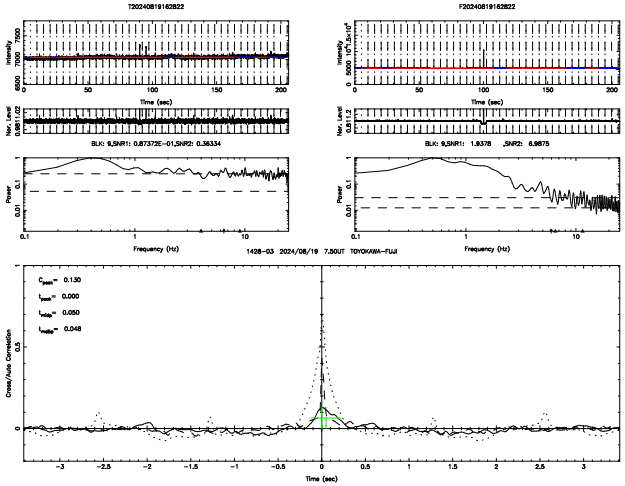
T20240819162822
F20240819162822
BLK: 9,SNR1: 0.87372E-01,SNR2: 0.36334
BLK: 9,SNR1: 1.9378 ,SNR2: 6.9875
1428-03 2024/08/19 7.50UT TOYOKAWA-FUJI
C_{peak}= 0.130
t_{peak}= 0.000
t_{step}= 0.050
t_{width}= 0.048

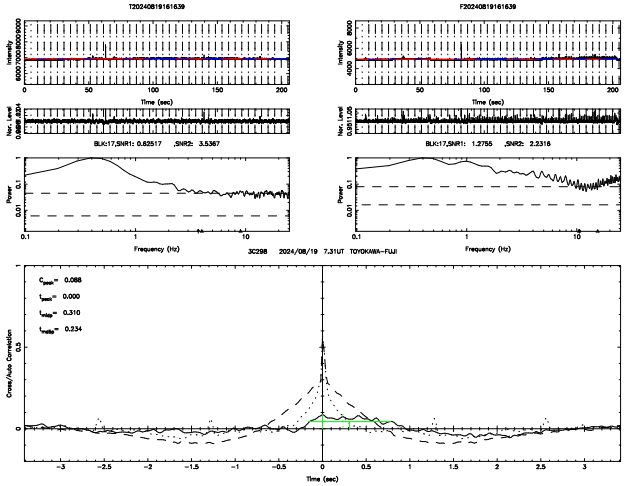
T20240819161639
F20240819161639
BLK:17,SNR1: 0.62517 ,SNR2: 3.5367
BLK:17,SNR1: 1.3755 ,SNR2: 2.2316
3C298 2024/08/19 7.31UT TOYOKAWA-FUJI
C_{peak}= 0.088
t_{peak}= 0.000
t_{step}= 0.310
t_{width}= 0.234

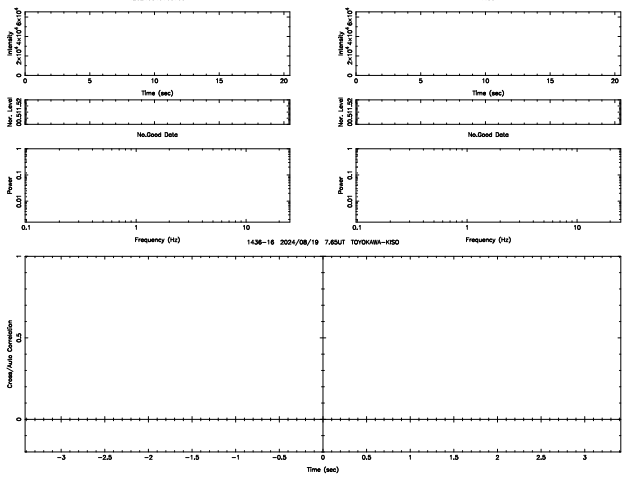
T20240819163703
KISO
No.Good Data
1436-16 2024/08/19 7.65UT TOYOKAWA-KISO

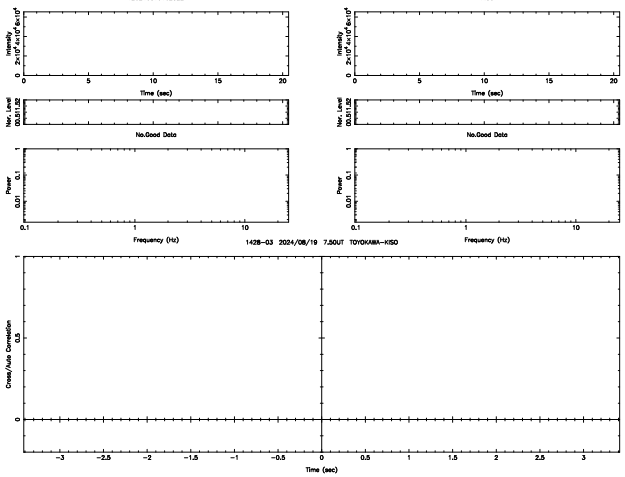
T20240819162822
KISO
No.Good Data
1428-03 2024/08/19 7.50UT TOYOKAWA-KISO

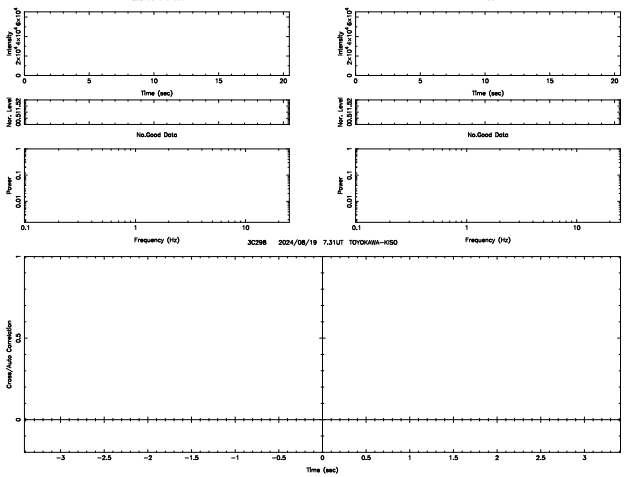
T20240819161639
KISO
No.Good Data
3C298 2024/08/19 7.31UT TOYOKAWA-KISO

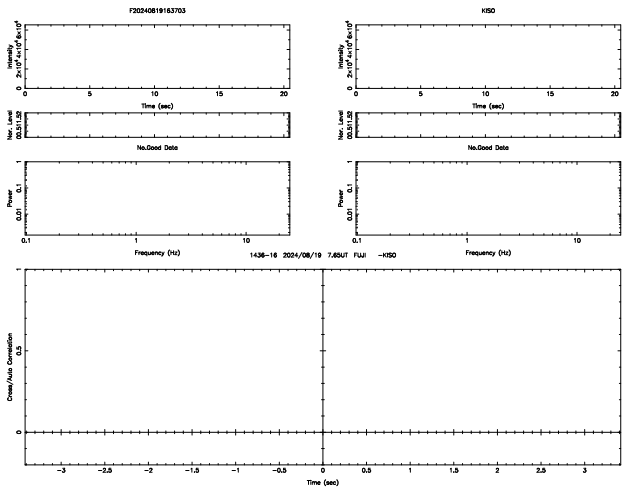
F20240819163703
KISO
No.Good Data
1436-16 2024/08/19 7.65UT FUJI -KISO

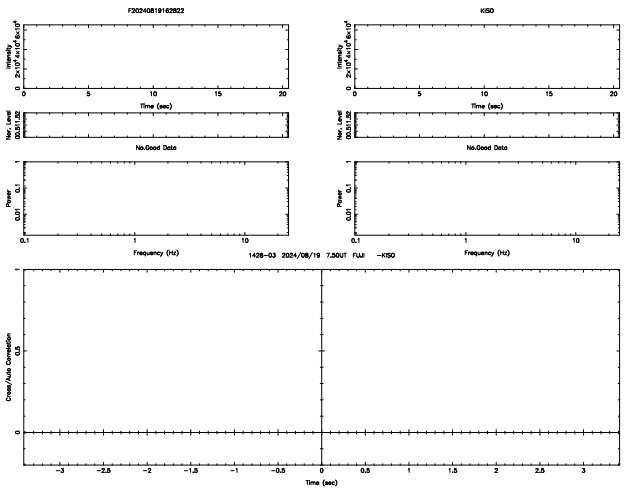
F20240819162822
KISO
No.Good Data
1428-03 2024/08/19 7.50UT FUJI -KISO

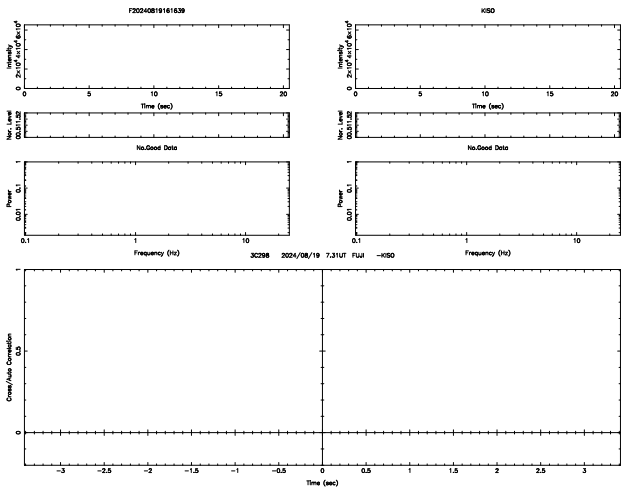
F20240819161639
KISO
No.Good Data
3C298 2024/08/19 7.31UT FUJI -KISO

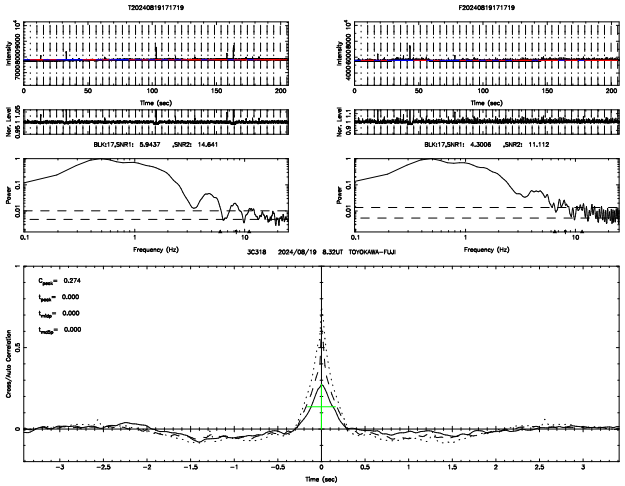
T20240819171719
F20240819171719
BLK:17,SNR1: 5.9437 ,SNR2: 14.641
BLK:17,SNR1: 4.3006 ,SNR2: 11.112
3C318 2024/08/19 8.32UT TOYOKAWA-FUJI
C peak= 0.274
t peak= 0.000
t edge= 0.000
t width= 0.000
Time (sec)
Frequency (Hz)
Cross/Auto Correlation

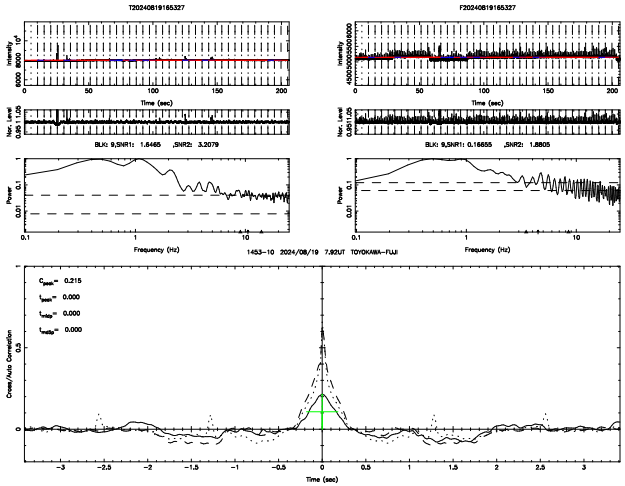
T20240819165327
F20240819165327
BLK: 9,SNR1: 1.6465 ,SNR2: 3.2079
BLK: 9,SNR1: 0.16655 ,SNR2: 1.8805
1453-10 2024/08/19 7.92UT TOYOKAWA-FUJI
C peak= 0.215
t peak= 0.000
t edge= 0.000
t width= 0.000
Time (sec)
Frequency (Hz)
Cross/Auto Correlation

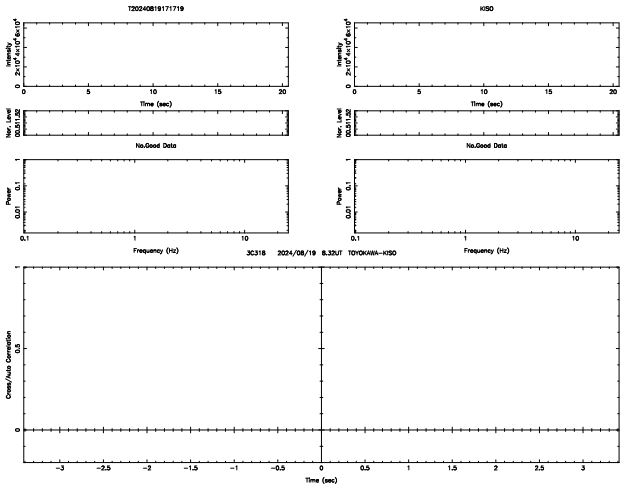
T20240819171719
KISO
No.Good Data
3C318 2024/08/19 8.32UT TOYOKAWA-KISO
Time (sec)
Frequency (Hz)
Cross/Auto Correlation

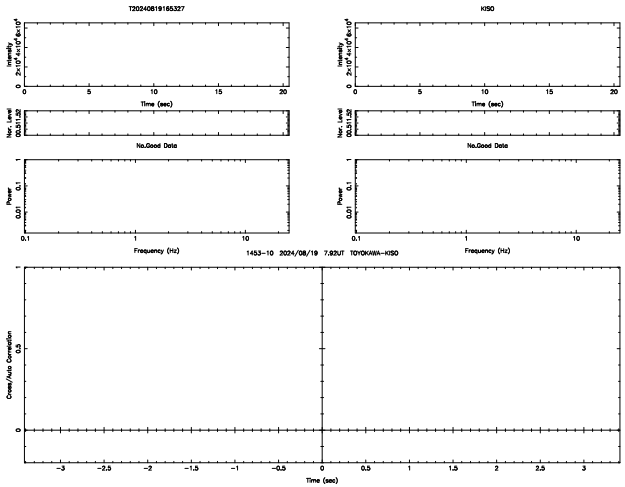
T20240819165327
KISO
No.Good Data
1453-10 2024/08/19 7.92UT TOYOKAWA-KISO
Time (sec)
Frequency (Hz)
Cross/Auto Correlation

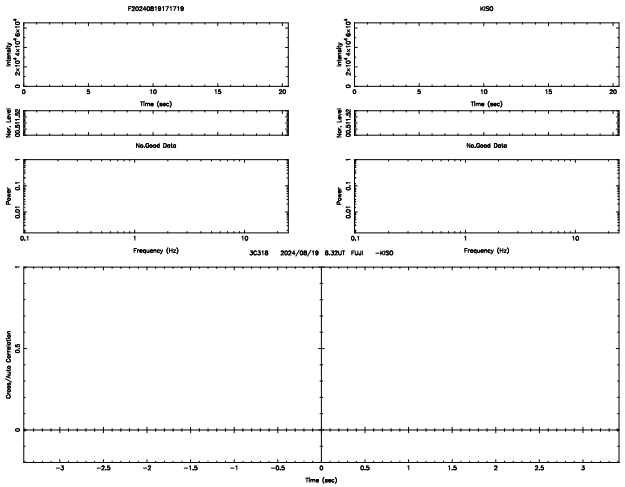
F20240819171719
KISO
No.Good Data
3C318 2024/08/19 8.32UT FUJI -KISO
Time (sec)
Frequency (Hz)
Cross/Auto Correlation

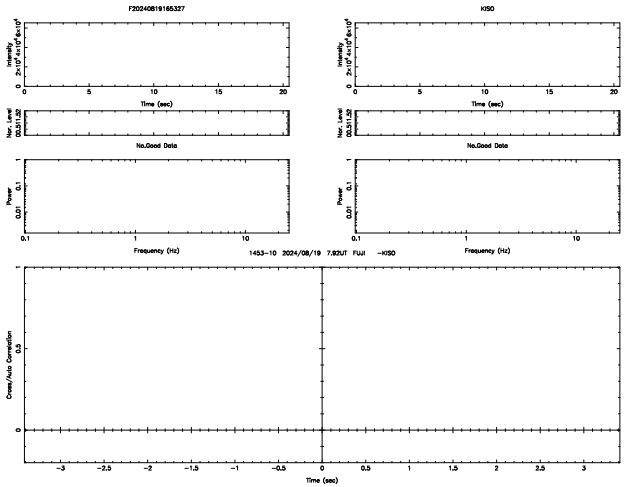
F20240819165327
KISO
No.Good Data
1453-10 2024/08/19 7.92UT FUJI -KISO
Time (sec)
Frequency (Hz)
Cross/Auto Correlation