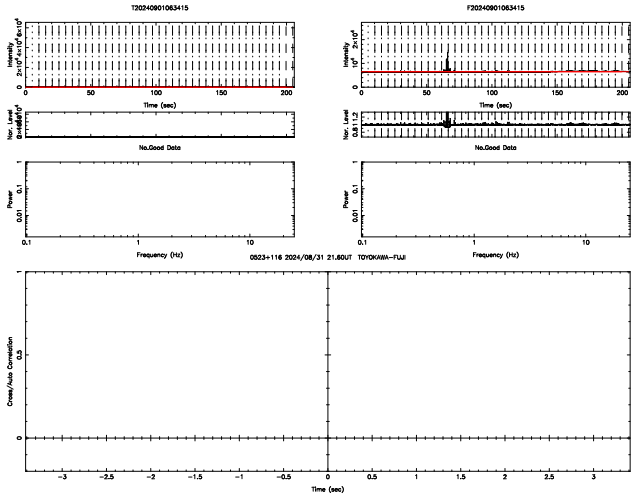
T20240901063415
F20240901063415
No.Good Data
0523+116 2024/08/31 21.60UT TOYOKAWA-FUJI

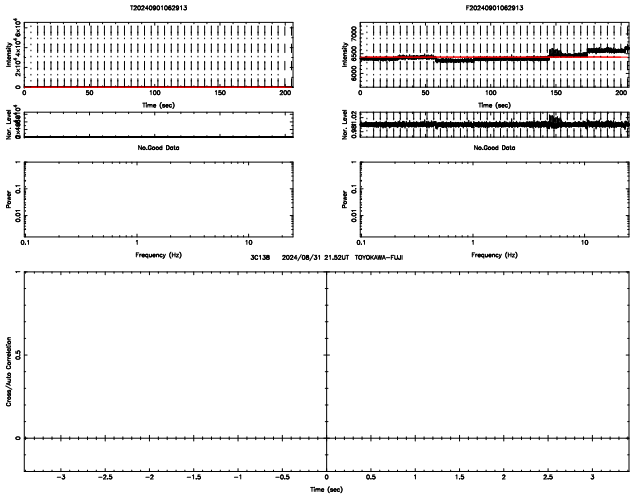
T20240901062913
F20240901062913
No.Good Data
3C138 2024/08/31 21.52UT TOYOKAWA-FUJI

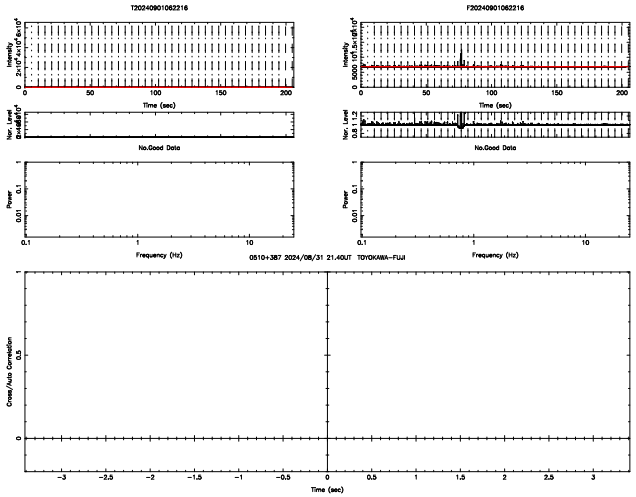
T20240901062216
F20240901062216
No.Good Data
0510+387 2024/08/31 21.40UT TOYOKAWA-FUJI

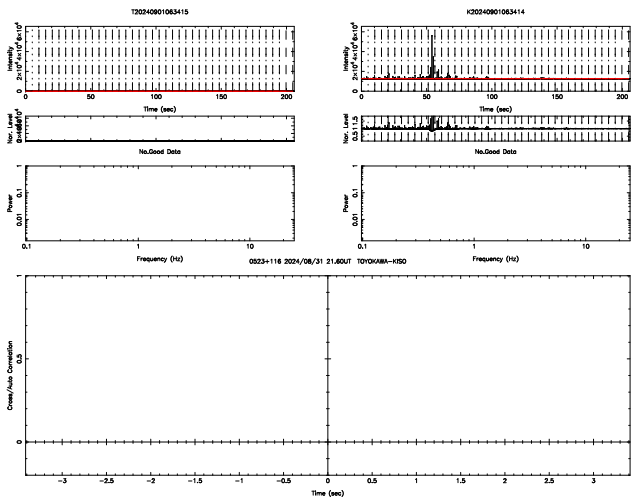
T20240901063415
K20240901063414
No.Good Data
0523+116 2024/08/31 21.60UT TOYOKAWA-KISO

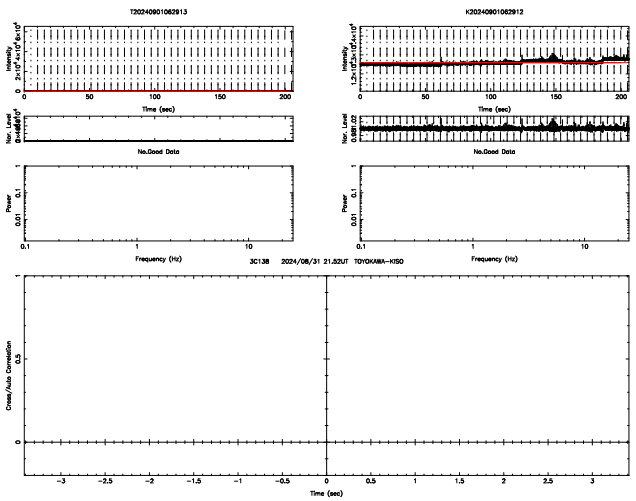
T20240901062913
K20240901062912
No.Good Data
3C138 2024/08/31 21.52UT TOYOKAWA-KISO

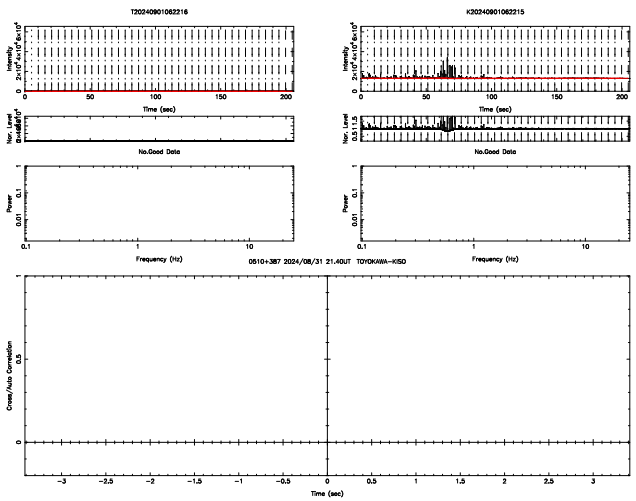
T20240901062216
K20240901062215
No.Good Data
0510+387 2024/08/31 21.40UT TOYOKAWA-KISO

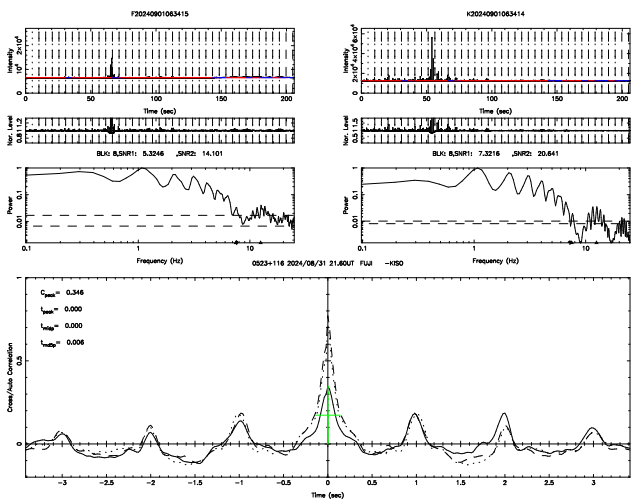
F20240901063415
K20240901063414
BLK: 8,SNR1: 5.3246 ,SNR2: 14.101
BLK: 8,SNR1: 7.3216 ,SNR2: 20.641
0523+116 2024/08/31 21.60UT FUJI -KISO
C_{peak}= 0.346
t_{peak}= 0.000
t_{edge}= 0.000
t_{width}= 0.006

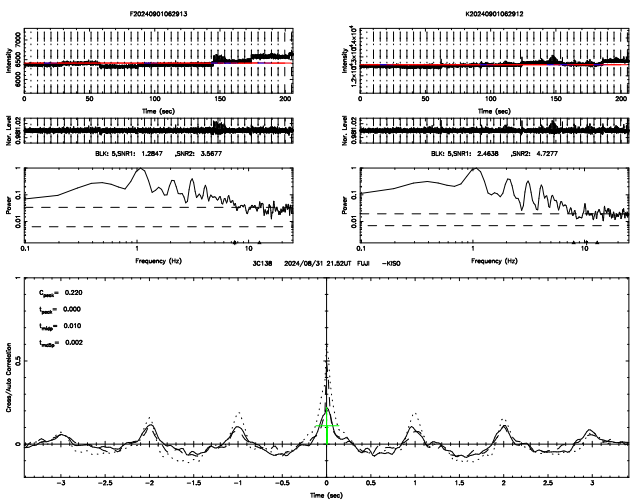
F20240901062913
K20240901062912
BLK: 5,SNR1: 1.2847 ,SNR2: 3.5677
BLK: 5,SNR1: 2.4638 ,SNR2: 4.7277
3C138 2024/08/31 21.52UT FUJI -KISO
C_{peak}= 0.220
t_{peak}= 0.000
t_{edge}= 0.010
t_{width}= 0.002

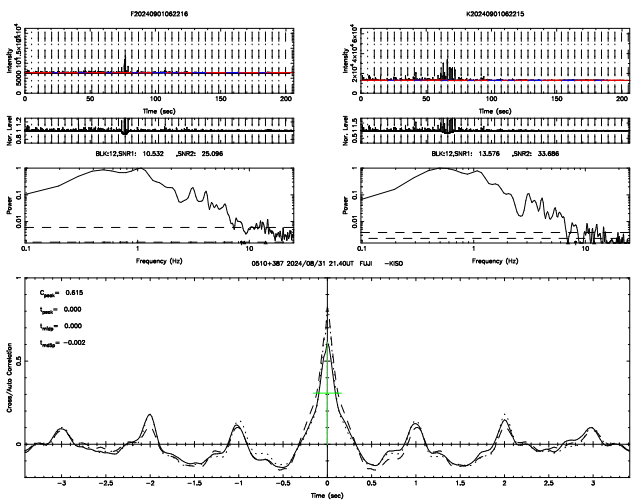
F20240901062216
K20240901062215
BLK:12,SNR1: 10.532 ,SNR2: 25.096
BLK:12,SNR1: 13.576 ,SNR2: 33.686
0510+387 2024/08/31 21.40UT FUJI -KISO
C_{peak}= 0.515
t_{peak}= 0.000
t_{edge}= 0.000
t_{width}= -0.002

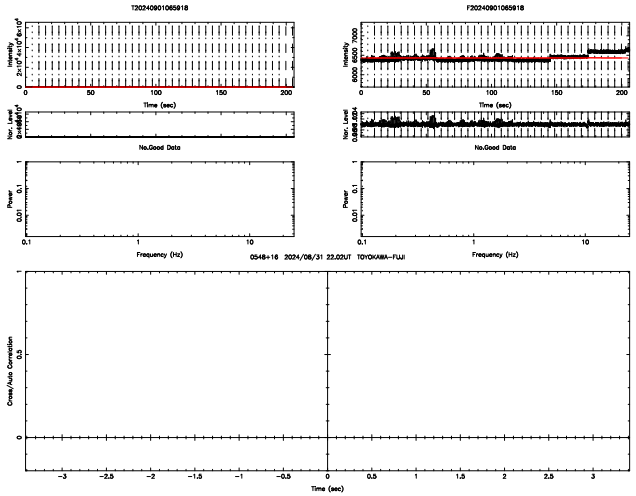
T20240901065918
F20240901065918
0548+16 2024/08/31 22.02UT TOYOKAWA-FUJI

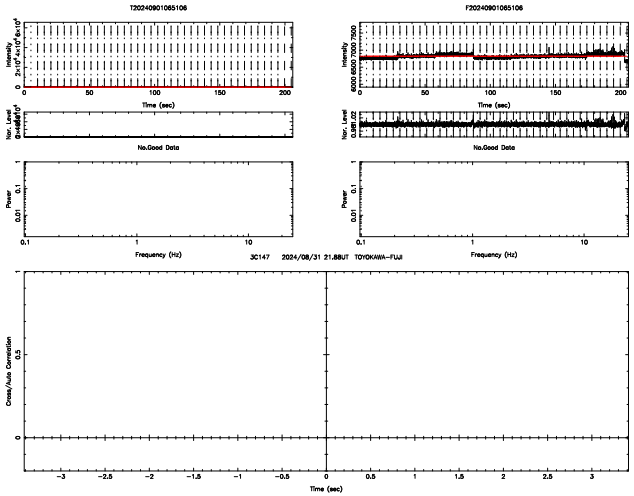
T20240901065106
F20240901065106
3C147 2024/08/31 21.88UT TOYOKAWA-FUJI

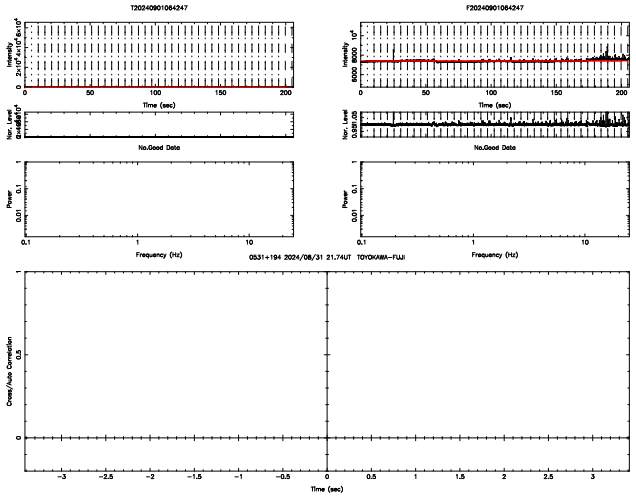
T20240901064247
F20240901064247
0531+194 2024/08/31 21.74UT TOYOKAWA-FUJI

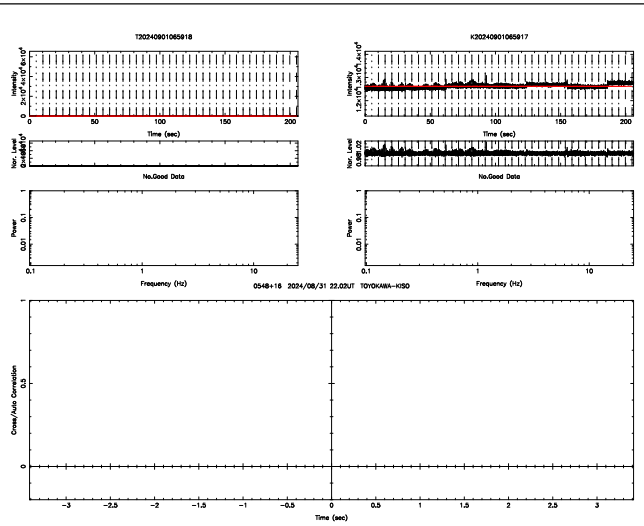
T20240901065918
K20240901065917
0548+16 2024/08/31 22.02UT TOYOKAWA-KISO

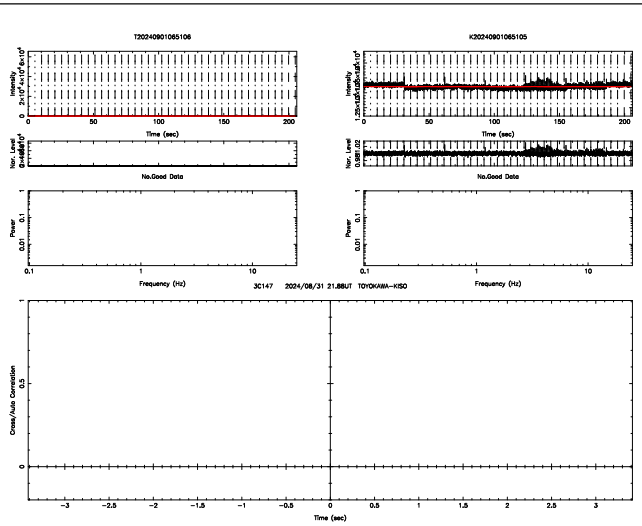
T20240901065106
K20240901065105
3C147 2024/08/31 21.88UT TOYOKAWA-KISO

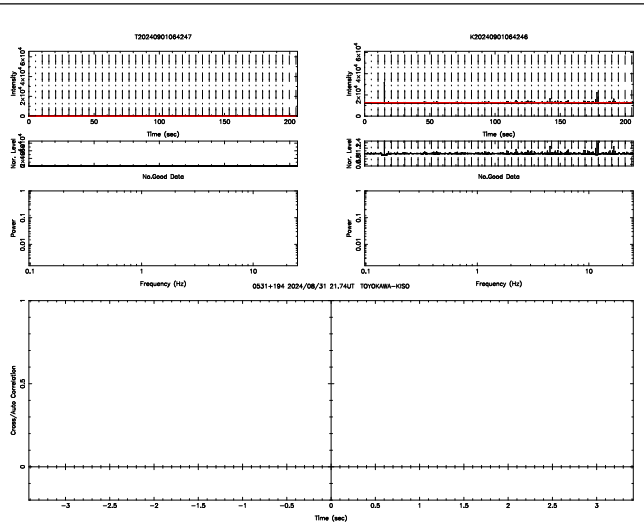
T20240901064247
K20240901064246
0531+194 2024/08/31 21.74UT TOYOKAWA-KISO

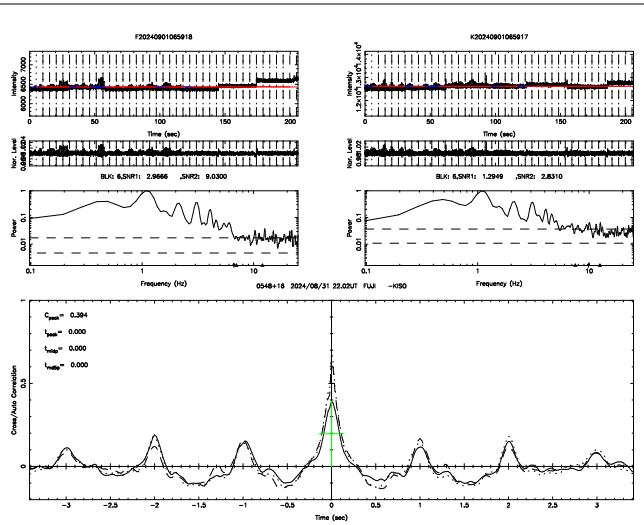
F20240901065918
K20240901065917
BLK: 6,SNR1: 2.9666 ,SNR2: 9.0300
BLK: 6,SNR1: 1.2949 ,SNR2: 2.8310
0548+16 2024/08/31 22.02UT FUJI -KISO
C_peak= 0.394
t_peak= 0.000
t_rise= 0.000
t_fall= 0.000

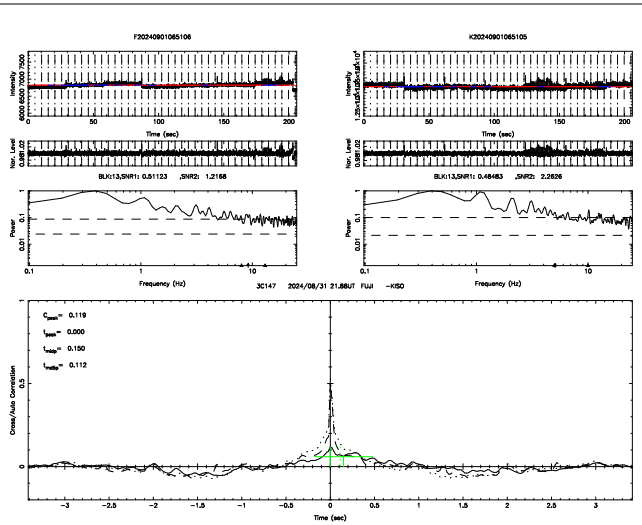
F20240901065106
K20240901065105
BLK:13,SNR1: 0.51123 ,SNR2: 1.2168
BLK:13,SNR1: 0.48453 ,SNR2: 2.2626
3C147 2024/08/31 21.88UT FUJI -KISO
C_peak= 0.119
t_peak= 0.000
t_rise= 0.150
t_fall= 0.112

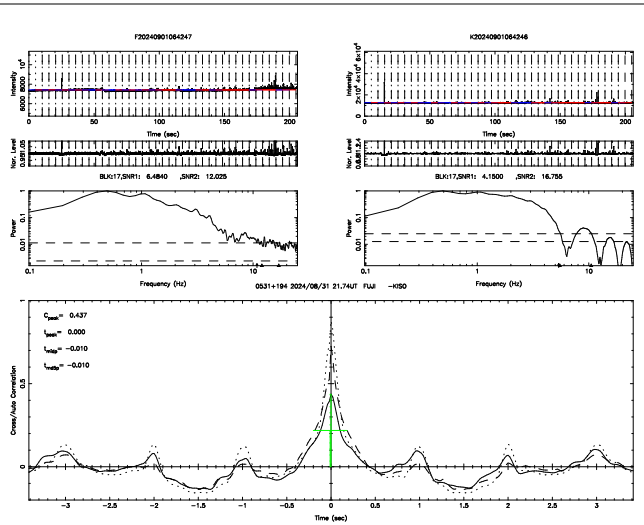
F20240901064247
K20240901064246
BLK:17,SNR1: 6.4840 ,SNR2: 12.025
BLK:17,SNR1: 4.1500 ,SNR2: 16.755
0531+194 2024/08/31 21.74UT FUJI -KISO
C_peak= 0.437
t_peak= 0.000
t_rise= −0.010
t_fall= −0.010

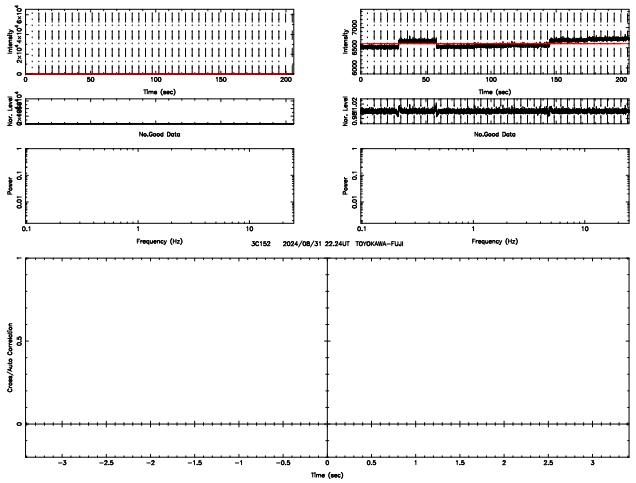
T20240901071228
F20240901071228
No.Good Data
3C152 2024/08/31 22.24UT TOYOKAWA-FUJI

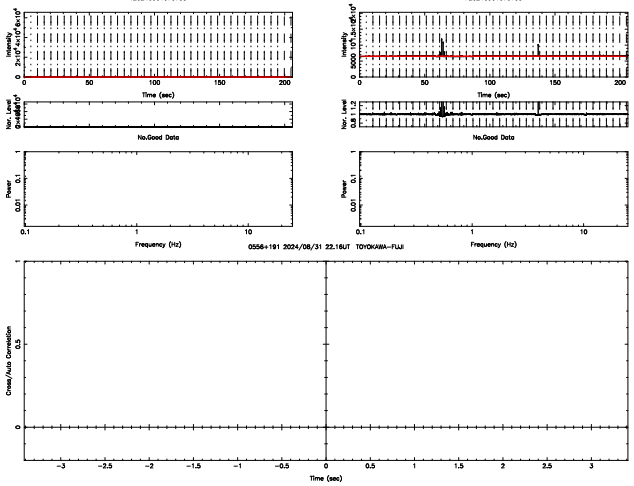
T20240901070755
F20240901070755
No.Good Data
0556+191 2024/08/31 22.16UT TOYOKAWA-FUJI

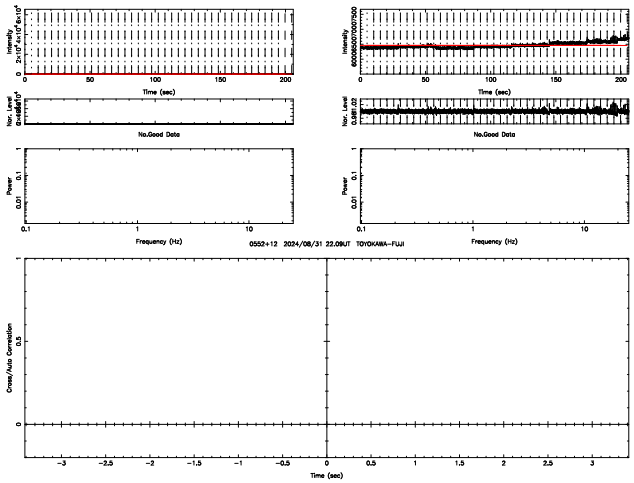
T20240901070328
F20240901070328
No.Good Data
0552+12 2024/08/31 22.09UT TOYOKAWA-FUJI

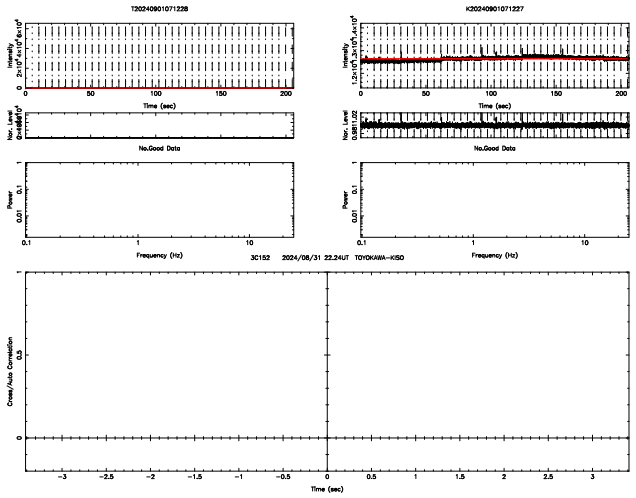
T20240901071228
K20240901071227
No.Good Data
3C152 2024/08/31 22.24UT TOYOKAWA-KISO

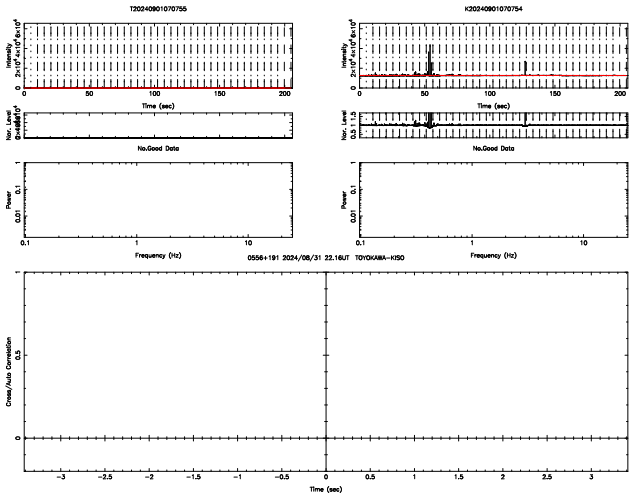
T20240901070755
K20240901070754
No.Good Data
0556+191 2024/08/31 22.16UT TOYOKAWA-KISO

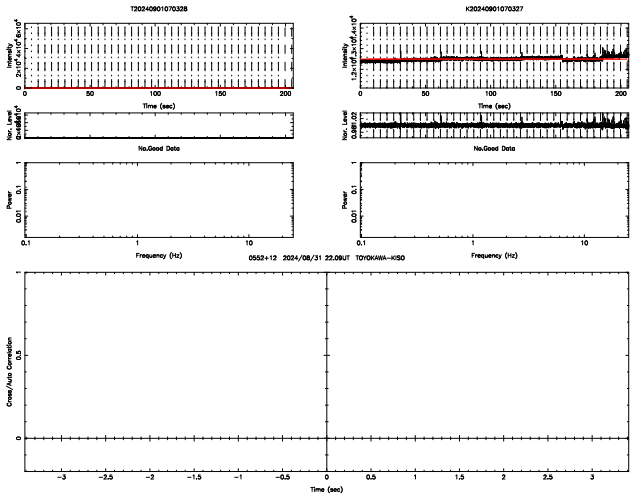
T20240901070328
K20240901070327
No.Good Data
0552+12 2024/08/31 22.09UT TOYOKAWA-KISO

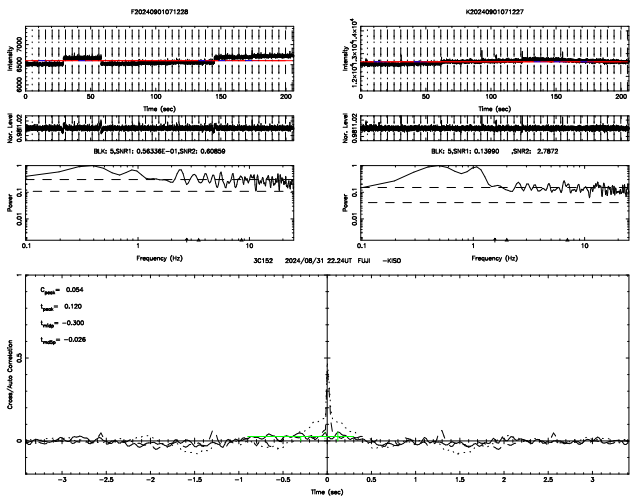
F20240901071228
K20240901071227
BLK: 5,SNR1: 0.56336E-01,SNR2: 0.60859
BLK: 5,SNR1: 0.13990 ,SNR2: 2.7872
3C152 2024/08/31 22.24UT FUJI -KISO
C_peak= 0.054
t_peak= 0.120
t_rise= -0.300
t_fall= -0.026

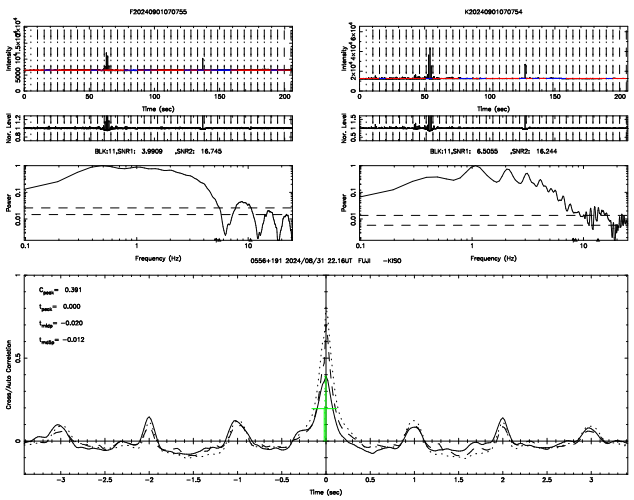
F20240901070755
K20240901070754
BLK:11,SNR1: 3.9909 ,SNR2: 16.745
BLK:11,SNR1: 6.5035 ,SNR2: 16.244
0556+191 2024/08/31 22.16UT FUJI -KISO
C_peak= 0.391
t_peak= 0.000
t_rise= -0.020
t_fall= -0.012

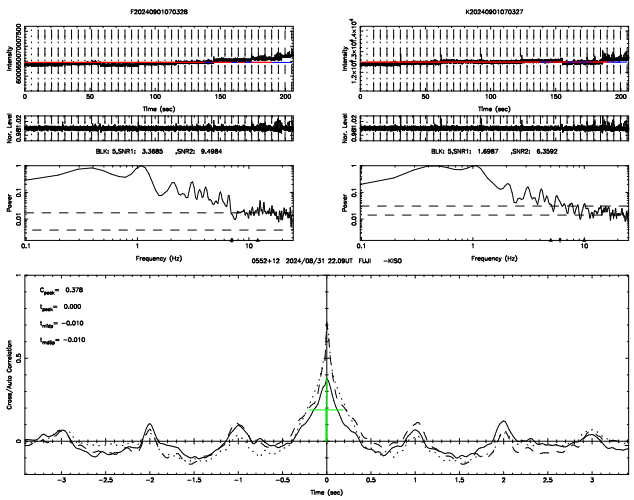
F20240901070328
K20240901070327
BLK: 5,SNR1: 3.3685 ,SNR2: 9.4984
BLK: 5,SNR1: 1.6987 ,SNR2: 6.3592
0552+12 2024/08/31 22.09UT FUJI -KISO
C_peak= 0.378
t_peak= 0.000
t_rise= -0.010
t_fall= -0.010

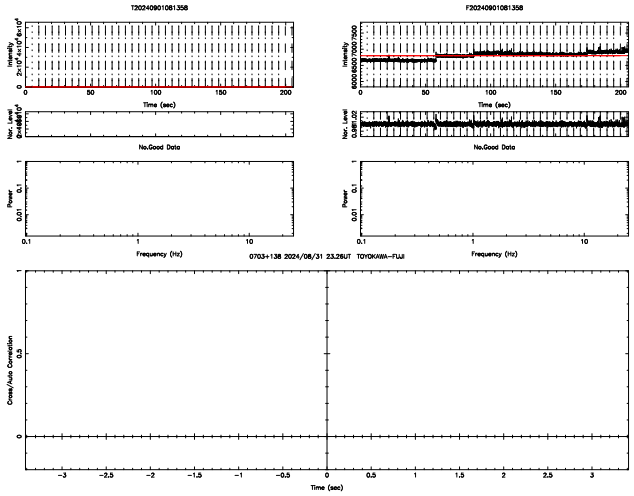
T20240901081358
F20240901081358
0703+138 2024/08/31 23.26UT TOYOKAWA-FUJI

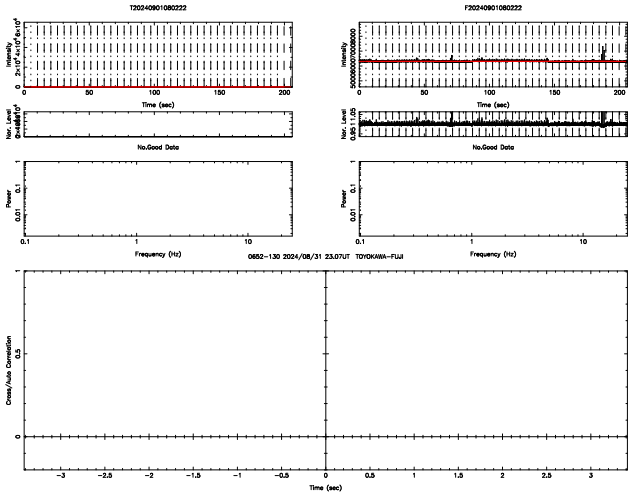
T20240901080222
F20240901080222
0652-130 2024/08/31 23.07UT TOYOKAWA-FUJI

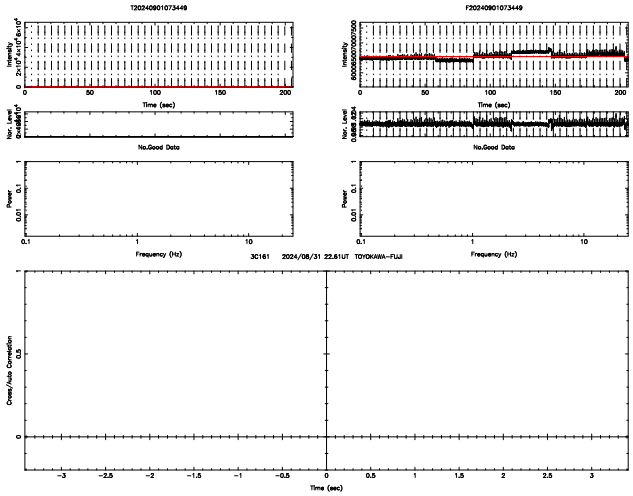
T20240901073449
F20240901073449
3C161 2024/08/31 22.61UT TOYOKAWA-FUJI

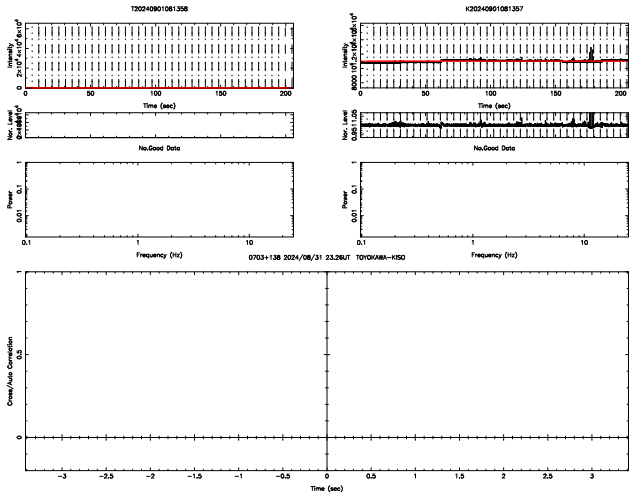
T20240901081358
K20240901081357
0703+138 2024/08/31 23.26UT TOYOKAWA-KISO

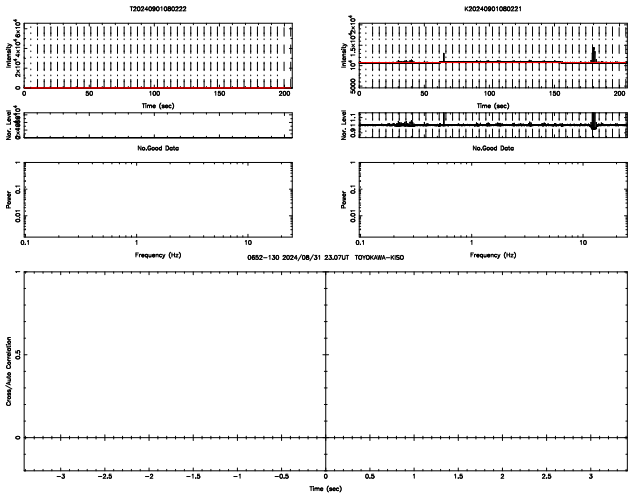
T20240901080222
K20240901080221
0652-130 2024/08/31 23.07UT TOYOKAWA-KISO

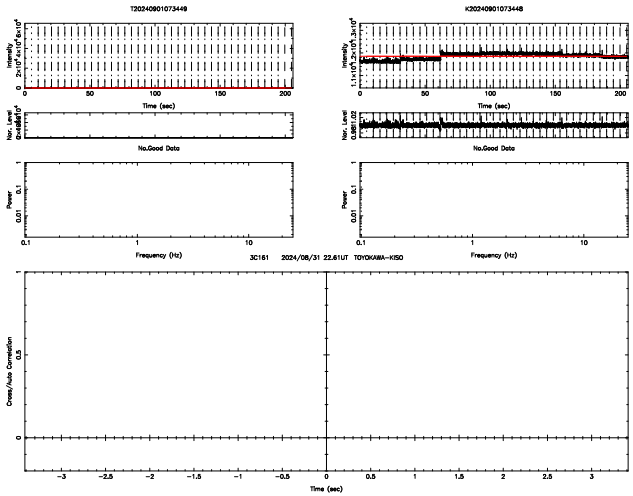
T20240901073449
K20240901073448
3C161 2024/08/31 22.61UT TOYOKAWA-KISO

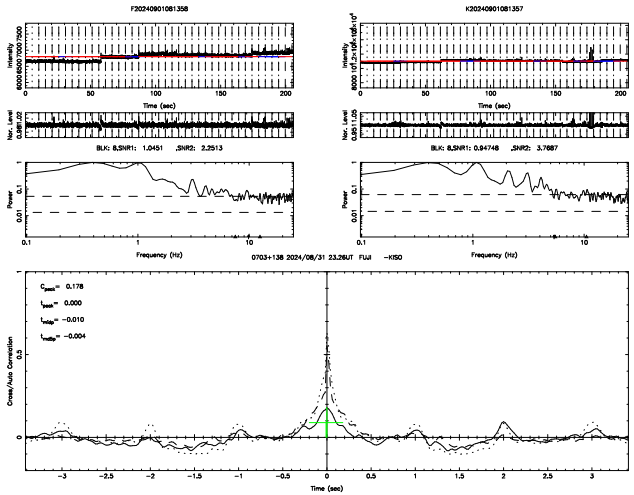
F20240901081358
K20240901081357
BLK: 8,SNR1: 1.0451 ,SNR2: 2.2513
BLK: 8,SNR1: 0.94748 ,SNR2: 3.7687
0703+138 2024/08/31 23.26UT FUJI -KISO
C_{peak}= 0.178
t_{peak}= 0.000
t_{edge}= -0.010
t_{cntr}= -0.004

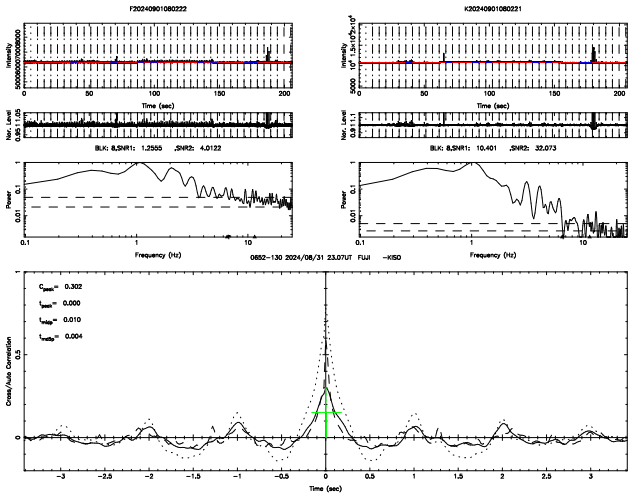
F20240901080222
K20240901080221
BLK: 8,SNR1: 1.2555 ,SNR2: 4.0122
BLK: 8,SNR1: 10.401 ,SNR2: 32.073
0652-130 2024/08/31 23.07UT FUJI -KISO
C_{peak}= 0.302
t_{peak}= 0.000
t_{edge}= 0.010
t_{cntr}= 0.004

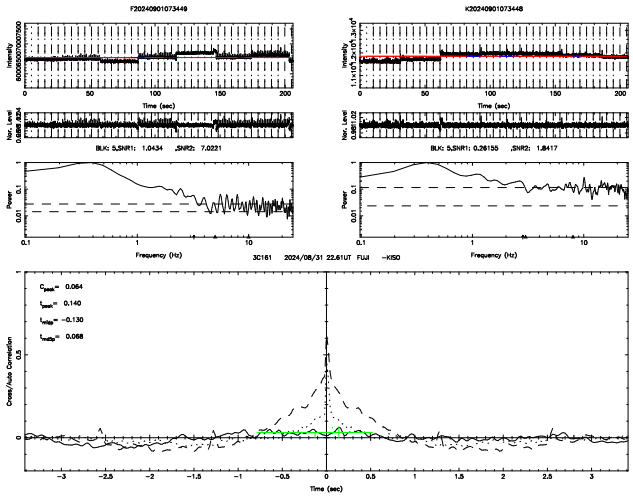
F20240901073449
K20240901073448
BLK: 5,SNR1: 1.0434 ,SNR2: 7.0221
BLK: 5,SNR1: 0.26155 ,SNR2: 1.8417
3C161 2024/08/31 22.61UT FUJI -KISO
C_{peak}= 0.064
t_{peak}= 0.140
t_{edge}= -0.130
t_{cntr}= 0.068

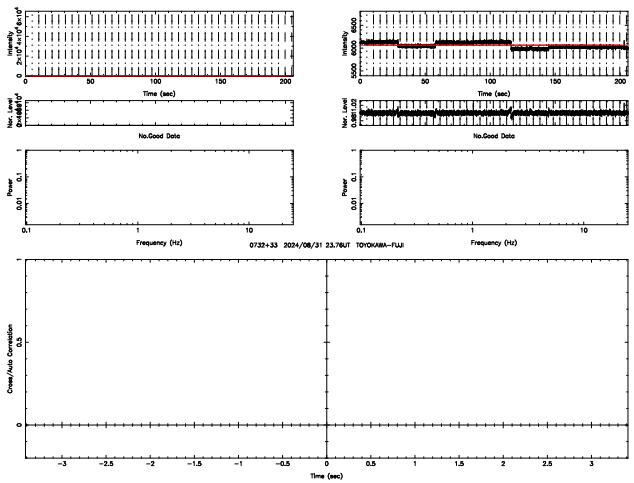
T20240901084347
F20240901084347
No.Good Data
0732+33 2024/08/31 23.76UT TOYOKAWA-FUJI

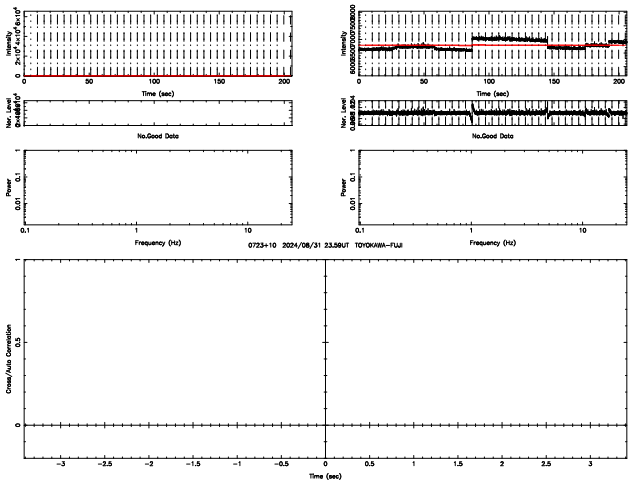
T20240901083333
F20240901083333
No.Good Data
0723+10 2024/08/31 23.59UT TOYOKAWA-FUJI

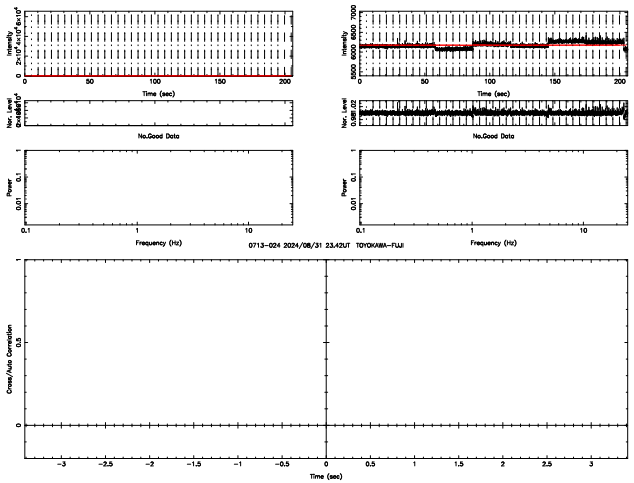
T20240901082321
F20240901082321
No.Good Data
0713-024 2024/08/31 23.42UT TOYOKAWA-FUJI

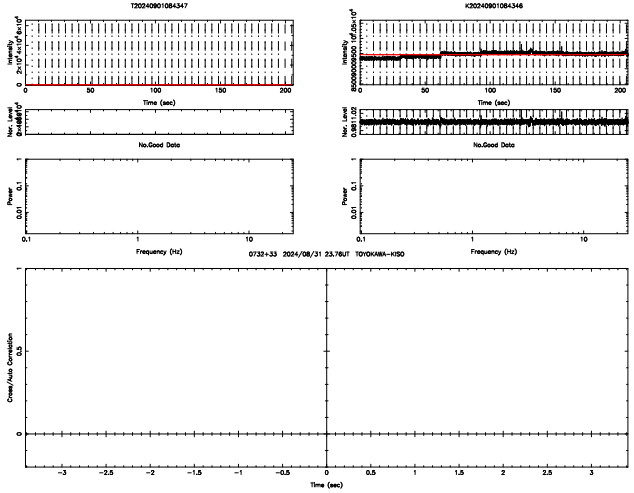
T20240901084347
K20240901084346
No.Good Data
0732+33 2024/08/31 23.76UT TOYOKAWA-KISO

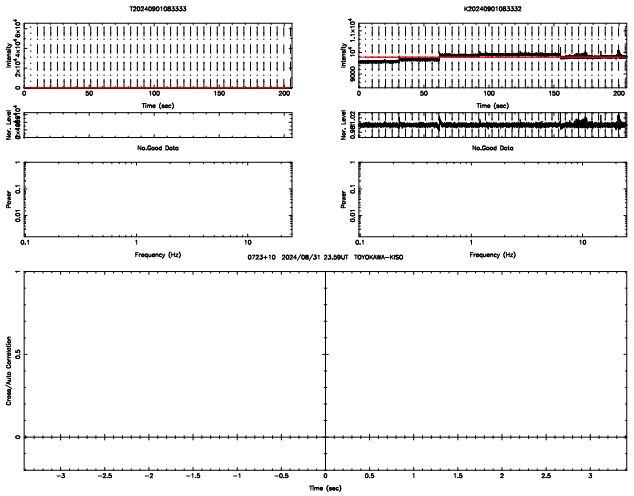
T20240901083333
K20240901083332
No.Good Data
0723+10 2024/08/31 23.59UT TOYOKAWA-KISO

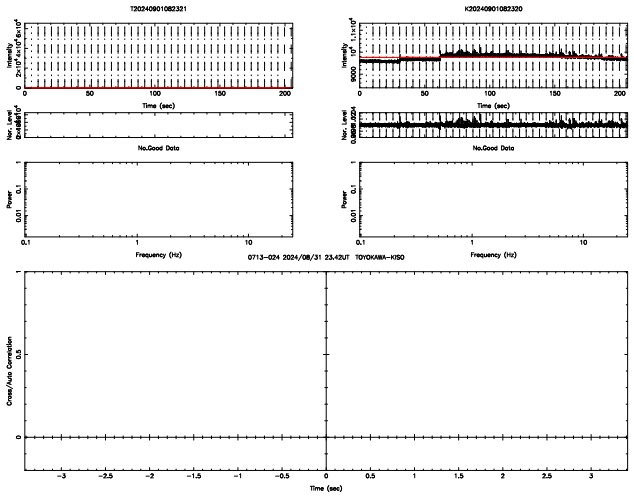
T20240901082321
K20240901082320
No.Good Data
0713-024 2024/08/31 23.42UT TOYOKAWA-KISO

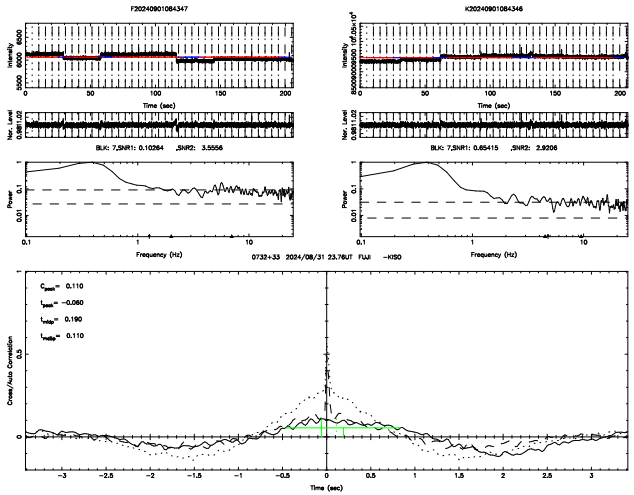
F20240901084347
K20240901084346
BLK: 7,SNR1: 0.10264 ,SNR2: 3.5556
BLK: 7,SNR1: 0.65415 ,SNR2: 2.9206
0732+33 2024/08/31 23.76UT FUJI -KISO
C_{peak}= 0.110
t_{peak}= -0.060
t_{edge}= 0.190
t_{edge}= 0.110

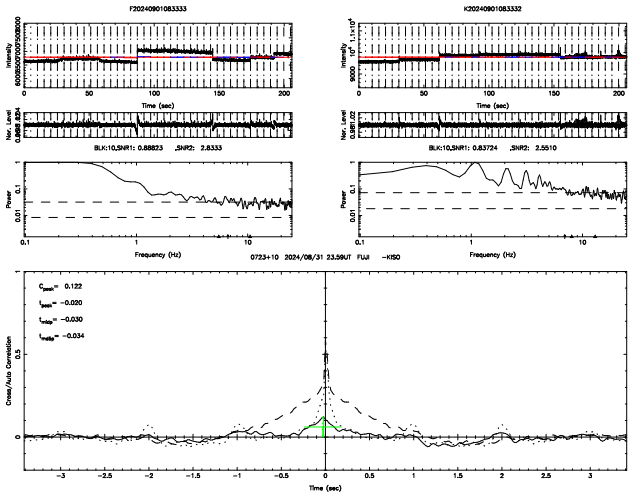
F20240901083333
K20240901083332
BLK:10,SNR1: 0.88823 ,SNR2: 2.8333
BLK:10,SNR1: 0.83724 ,SNR2: 2.5510
0723+10 2024/08/31 23.59UT FUJI -KISO
C_{peak}= 0.122
t_{peak}= -0.020
t_{edge}= -0.030
t_{edge}= -0.034

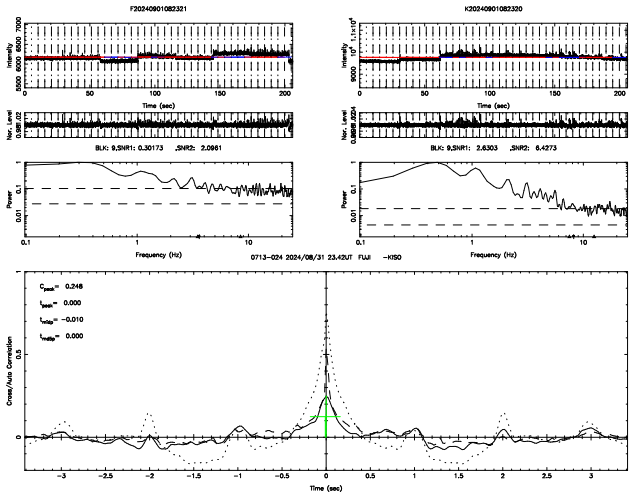
F20240901082321
K20240901082320
BLK: 9,SNR1: 0.30173 ,SNR2: 2.0961
BLK: 9,SNR1: 2.6303 ,SNR2: 6.4273
0713-024 2024/08/31 23.42UT FUJI -KISO
C_{peak}= 0.248
t_{peak}= 0.000
t_{edge}= -0.010
t_{edge}= 0.000

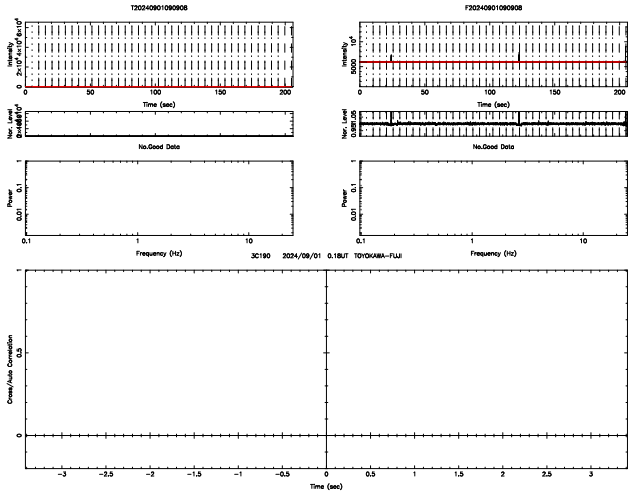
T20240901090908
F20240901090908
No.Good Data
3C190 2024/09/01 0.18UT TOYOKAWA-FUJI

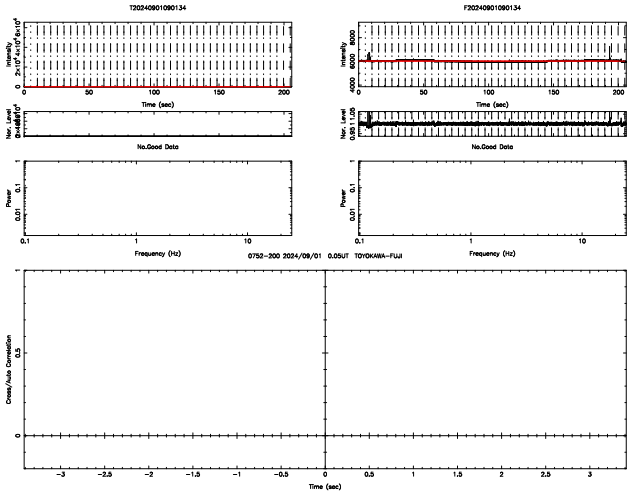
T20240901090134
F20240901090134
No.Good Data
0752-200 2024/09/01 0.05UT TOYOKAWA-FUJI

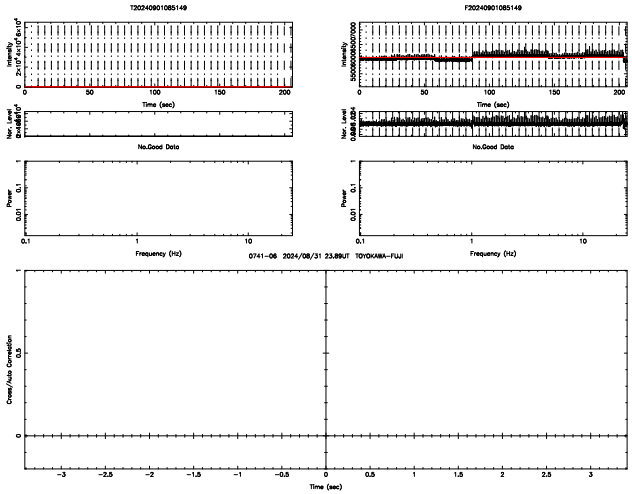
T20240901085149
F20240901085149
No.Good Data
0741-06 2024/08/31 23.89UT TOYOKAWA-FUJI

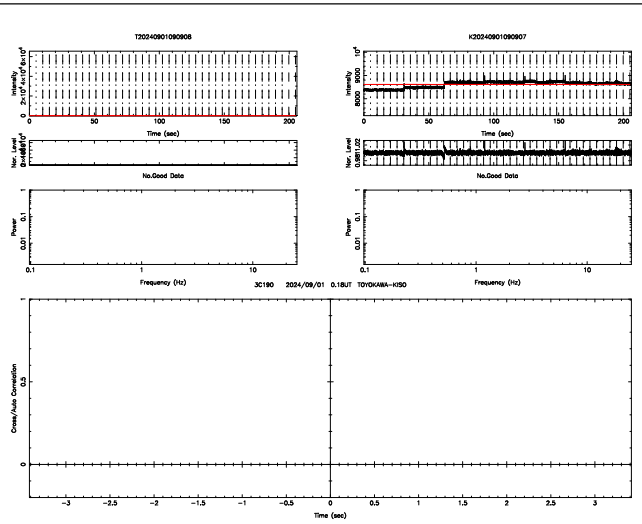
T20240901090908
K20240901090907
No.Good Data
3C190 2024/09/01 0.18UT TOYOKAWA-KISO

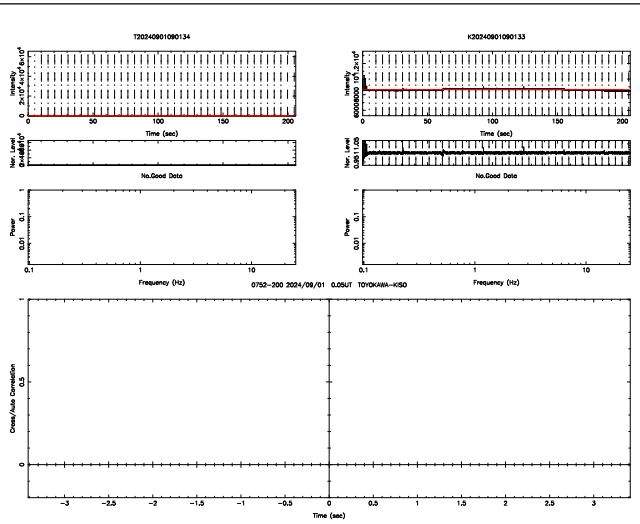
T20240901090134
K20240901090133
No.Good Data
0752-200 2024/09/01 0.05UT TOYOKAWA-KISO

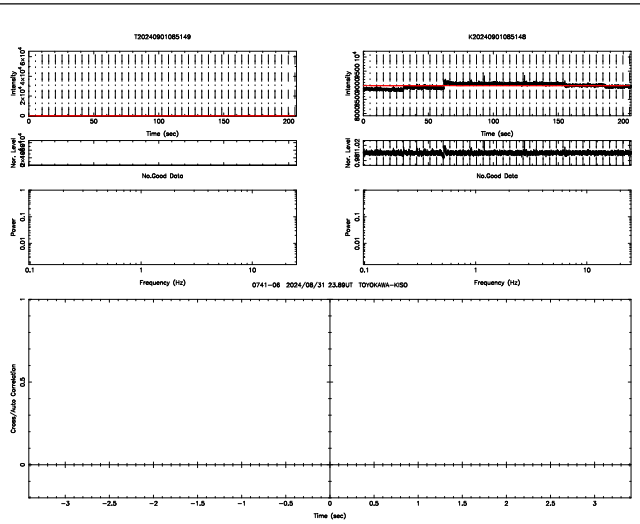
T20240901085149
K20240901085148
No.Good Data
0741-06 2024/08/31 23.89UT TOYOKAWA-KISO

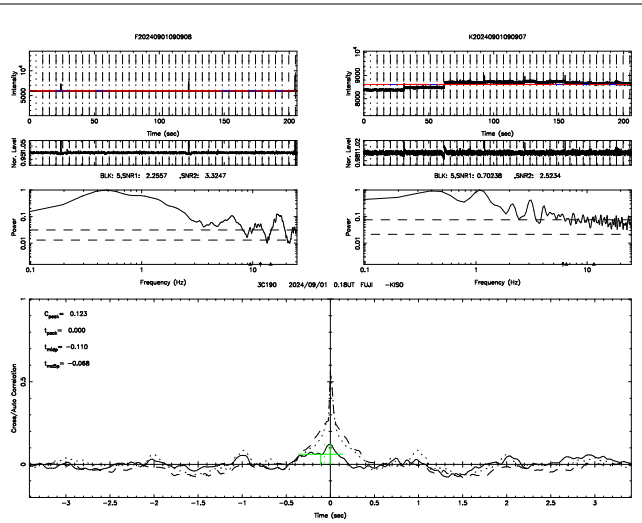
F20240901090908
K20240901090907
BLK: 5,SNR1: 2.2557 ,SNR2: 3.3247
BLK: 5,SNR1: 0.70238 ,SNR2: 2.5234
3C190 2024/09/01 0.18UT FUJI -KISO
C peak= 0.123
t peak= 0.000
t inlep= -0.110
t inlfp= -0.068

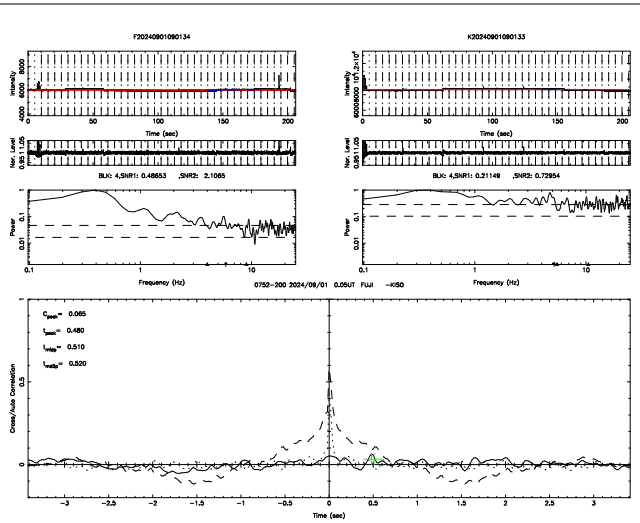
F20240901090134
K20240901090133
BLK: 4,SNR1: 0.48653 ,SNR2: 2.1065
BLK: 4,SNR1: 0.21149 ,SNR2: 0.73954
0752-200 2024/09/01 0.05UT FUJI -KISO
C peak= 0.065
t peak= 0.480
t inlep= 0.510
t inlfp= 0.520

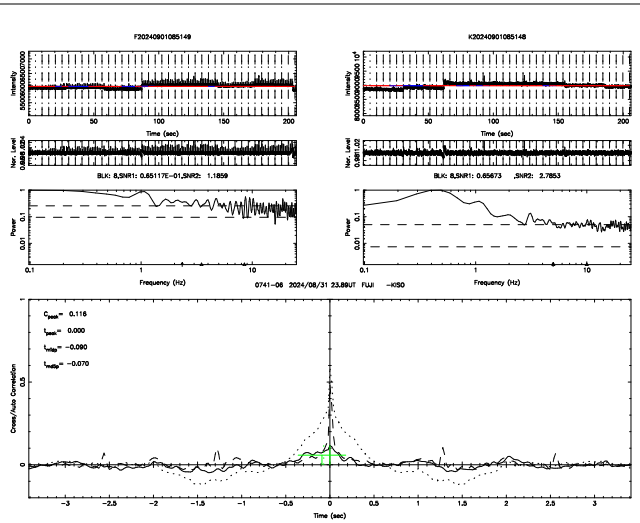
F20240901085149
K20240901085148
BLK: 8,SNR1: 0.85117E-01,SNR2: 1.1859
BLK: 8,SNR1: 0.65673 ,SNR2: 2.7853
0741-06 2024/08/31 23.89UT FUJI -KISO
C peak= 0.116
t peak= 0.000
t inlep= -0.090
t inlfp= -0.070

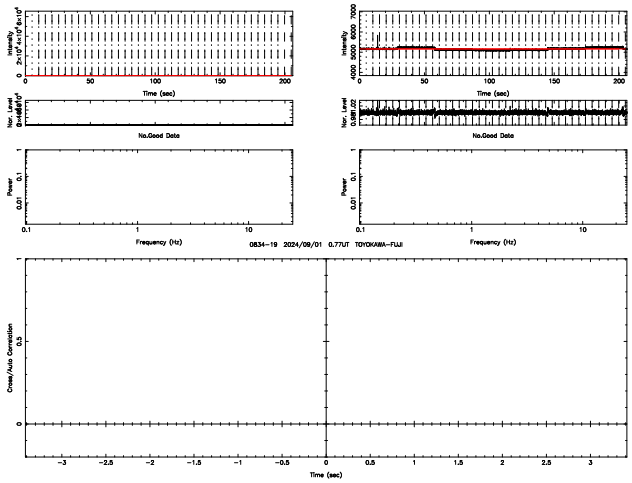
T20240901094423
F20240901094423
No.Good Data
0834−19 2024/09/01 0.77UT TOYOKAWA−FUJI
Time (sec)
Frequency (Hz)
Cross/Auto Correlation

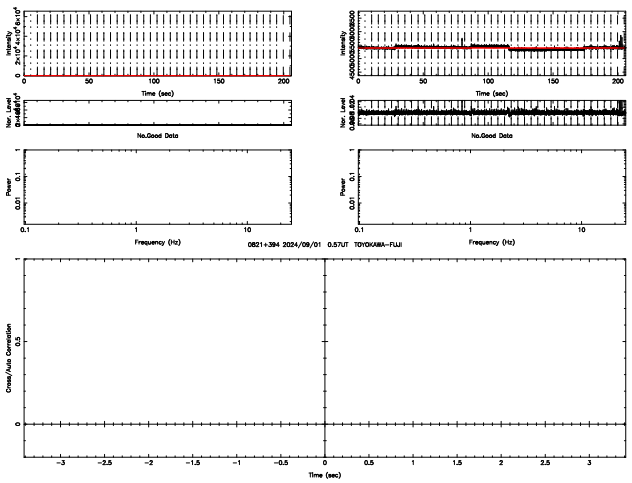
T20240901093243
F20240901093243
No.Good Data
0821+394 2024/09/01 0.57UT TOYOKAWA−FUJI
Time (sec)
Frequency (Hz)
Cross/Auto Correlation

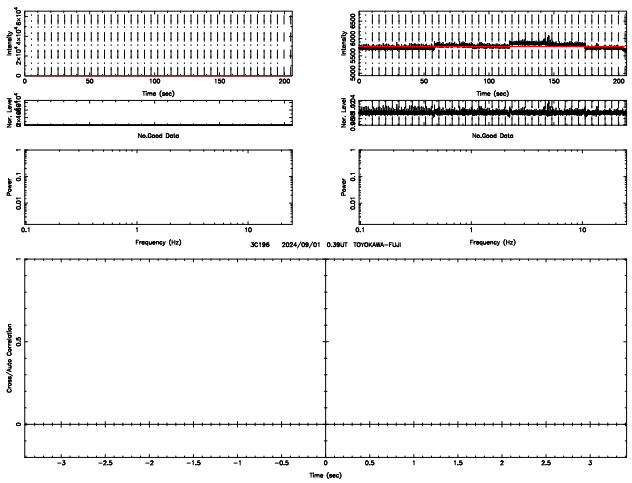
T20240901092133
F20240901092133
No.Good Data
3C196 2024/09/01 0.39UT TOYOKAWA−FUJI
Time (sec)
Frequency (Hz)
Cross/Auto Correlation

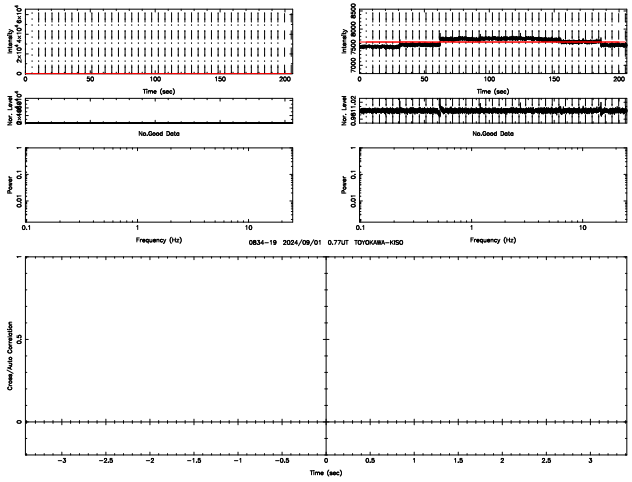
T20240901094423
K20240901094422
No.Good Data
0834−19 2024/09/01 0.77UT TOYOKAWA−KISO
Time (sec)
Frequency (Hz)
Cross/Auto Correlation

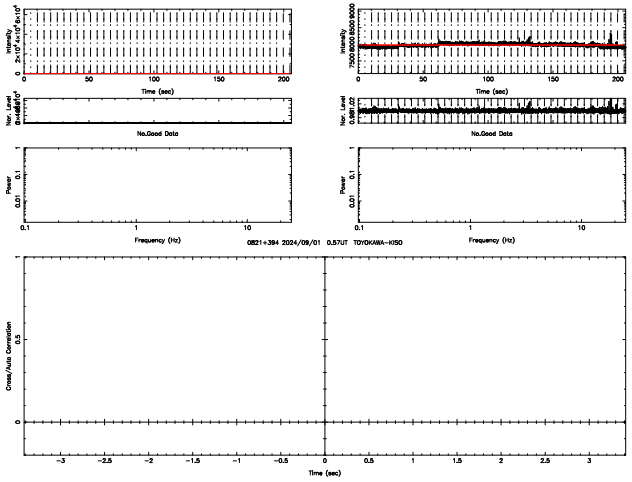
T20240901093243
K20240901093242
No.Good Data
0821+394 2024/09/01 0.57UT TOYOKAWA−KISO
Time (sec)
Frequency (Hz)
Cross/Auto Correlation

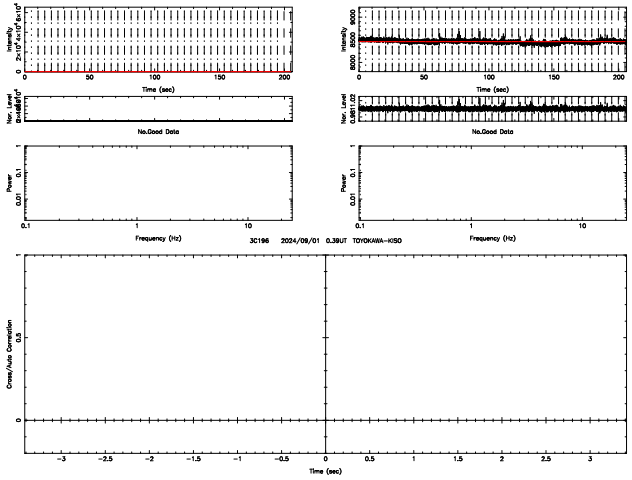
T20240901092133
K20240901092132
No.Good Data
3C196 2024/09/01 0.39UT TOYOKAWA−KISO
Time (sec)
Frequency (Hz)
Cross/Auto Correlation

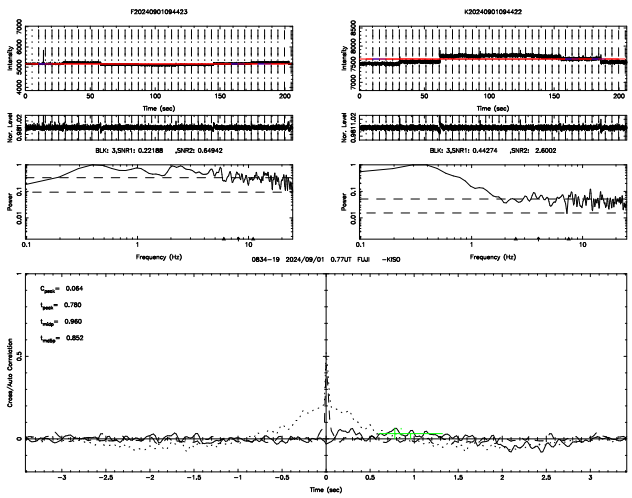
F20240901094423
K20240901094422
BLK: 3,SNR1: 0.22188 ,SNR2: 0.54942
BLK: 3,SNR1: 0.44274 ,SNR2: 2.6002
0834−19 2024/09/01 0.77UT FUJI −KISO
C_peak= 0.064
t_peak= 0.780
t_edge= 0.960
t_edge= 0.852
Time (sec)
Frequency (Hz)
Cross/Auto Correlation

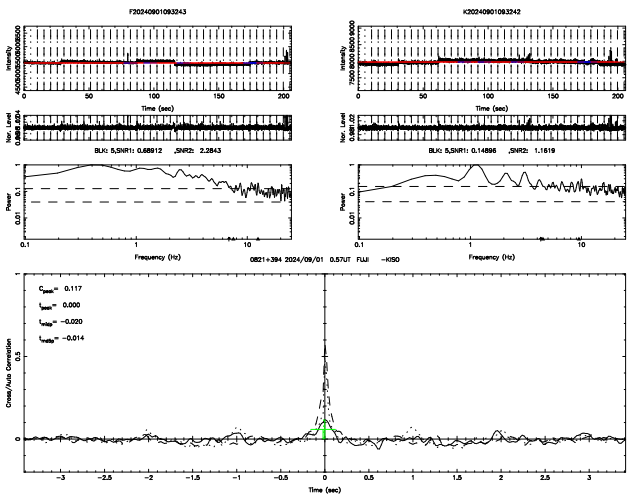
F20240901093243
K20240901093242
BLK: 5,SNR1: 0.68912 ,SNR2: 2.2843
BLK: 5,SNR1: 0.14896 ,SNR2: 1.1619
0821+394 2024/09/01 0.57UT FUJI −KISO
C_peak= 0.117
t_peak= 0.000
t_edge= −0.020
t_edge= −0.014
Time (sec)
Frequency (Hz)
Cross/Auto Correlation

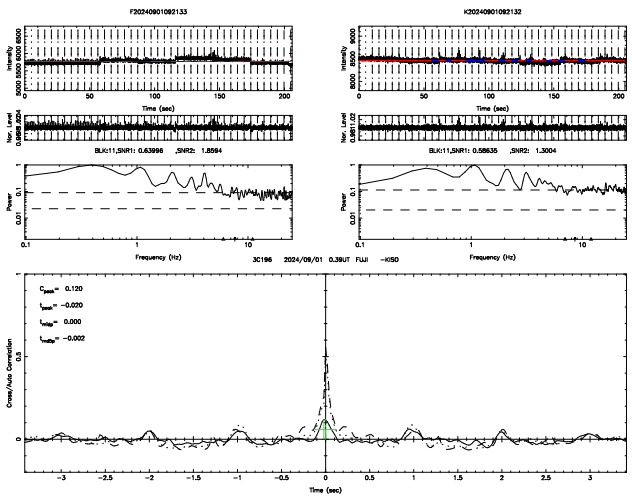
F20240901092133
K20240901092132
BLK:11,SNR1: 0.63996 ,SNR2: 1.8594
BLK:11,SNR1: 0.58635 ,SNR2: 1.3004
3C196 2024/09/01 0.39UT FUJI −KISO
C_peak= 0.120
t_peak= −0.020
t_edge= 0.000
t_edge= −0.002
Time (sec)
Frequency (Hz)
Cross/Auto Correlation

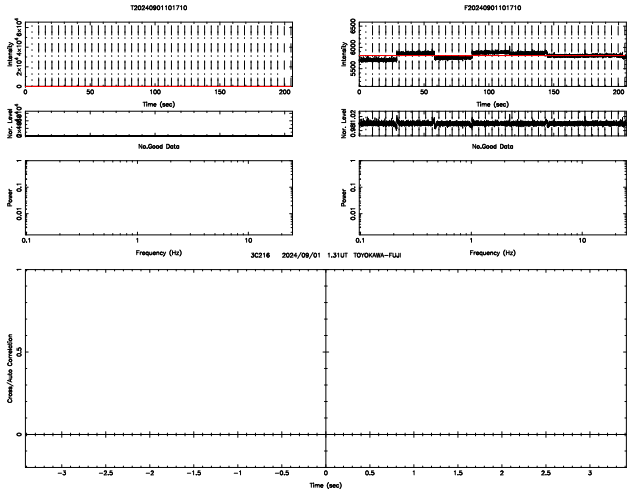
T20240901101710
F20240901101710
No.Good Data
3C216 2024/09/01 1.31UT TOYOKAWA-FUJI
Time (sec)
Frequency (Hz)
Cross/Auto Correlation

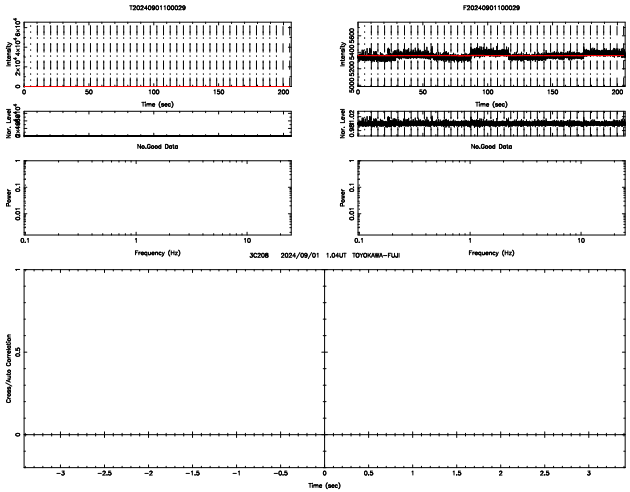
T20240901100029
F20240901100029
No.Good Data
3C208 2024/09/01 1.04UT TOYOKAWA-FUJI
Time (sec)
Frequency (Hz)
Cross/Auto Correlation

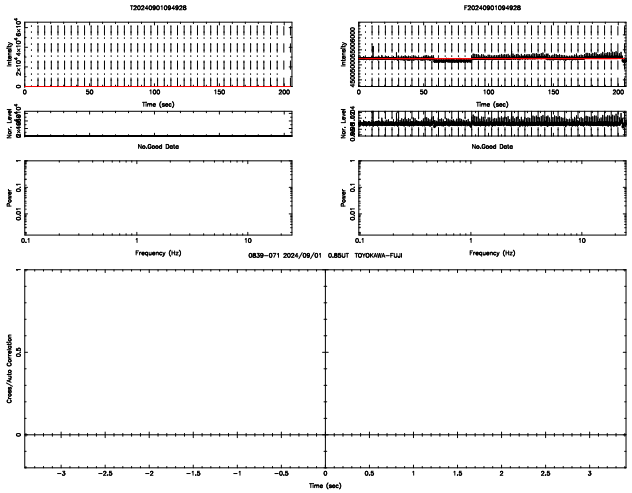
T20240901094928
F20240901094928
No.Good Data
0839-071 2024/09/01 0.85UT TOYOKAWA-FUJI
Time (sec)
Frequency (Hz)
Cross/Auto Correlation

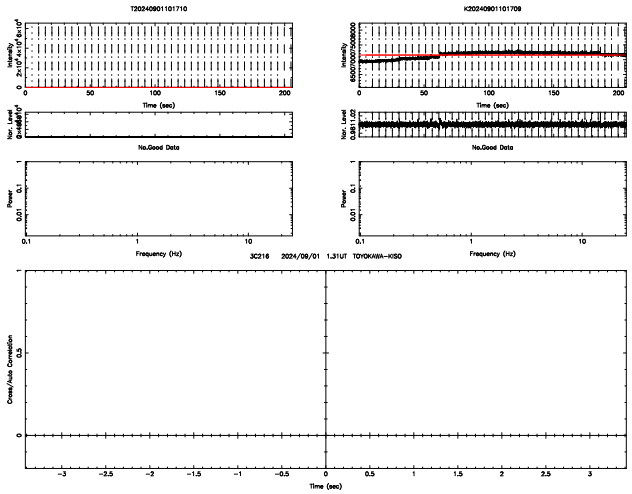
T20240901101710
K20240901101709
No.Good Data
3C216 2024/09/01 1.31UT TOYOKAWA-KISO
Time (sec)
Frequency (Hz)
Cross/Auto Correlation

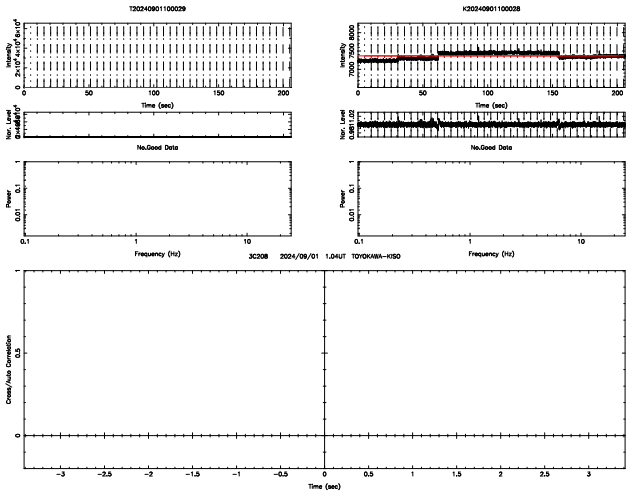
T20240901100029
K20240901100028
No.Good Data
3C208 2024/09/01 1.04UT TOYOKAWA-KISO
Time (sec)
Frequency (Hz)
Cross/Auto Correlation

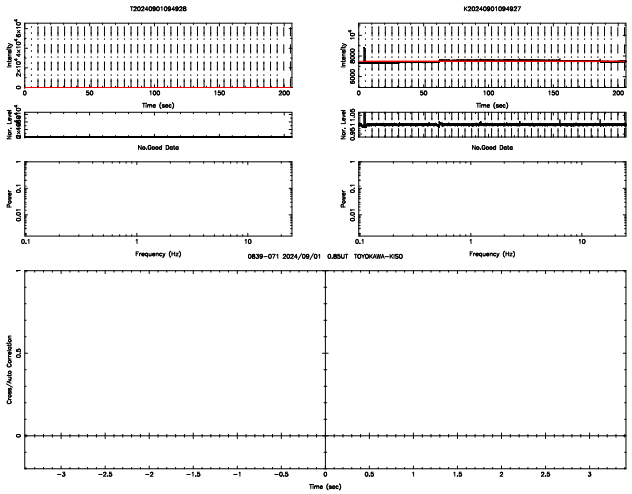
T20240901094928
K20240901094927
No.Good Data
0839-071 2024/09/01 0.85UT TOYOKAWA-KISO
Time (sec)
Frequency (Hz)
Cross/Auto Correlation

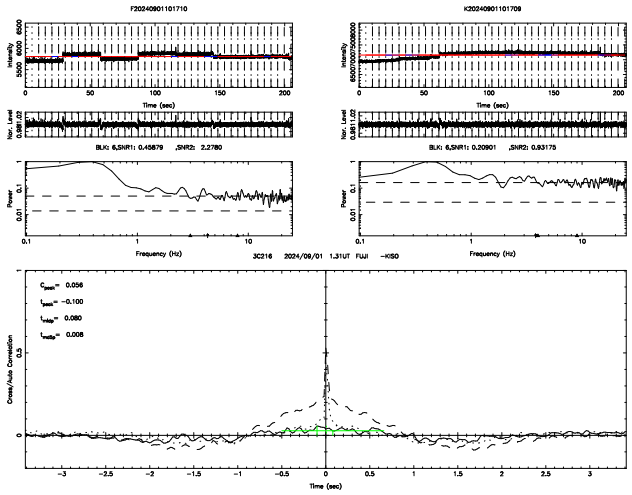
F20240901101710
K20240901101709
BLK: 6,SNR1: 0.45879 ,SNR2: 2.2780
BLK: 6,SNR1: 0.20901 ,SNR2: 0.93175
3C216 2024/09/01 1.31UT FUJI -KISO
C_{peak}= 0.056
t_{peak}= -0.100
t_{step}= 0.080
t_{width}= 0.008
Time (sec)
Frequency (Hz)
Cross/Auto Correlation

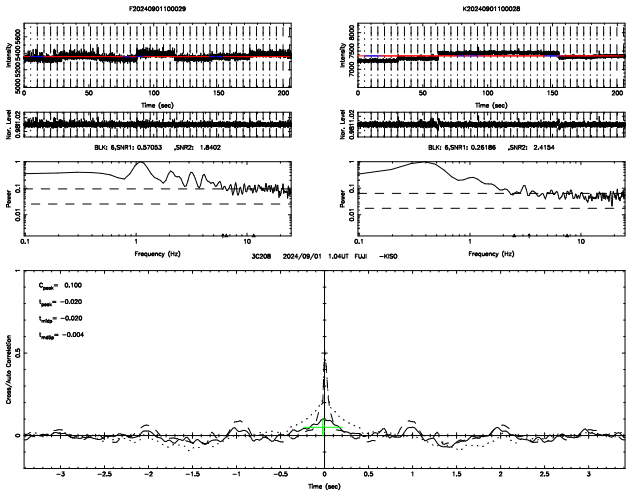
F20240901100029
K20240901100028
BLK: 6,SNR1: 0.57053 ,SNR2: 1.8402
BLK: 6,SNR1: 0.26186 ,SNR2: 2.4154
3C208 2024/09/01 1.04UT FUJI -KISO
C_{peak}= 0.100
t_{peak}= -0.020
t_{step}= -0.020
t_{width}= -0.004
Time (sec)
Frequency (Hz)
Cross/Auto Correlation

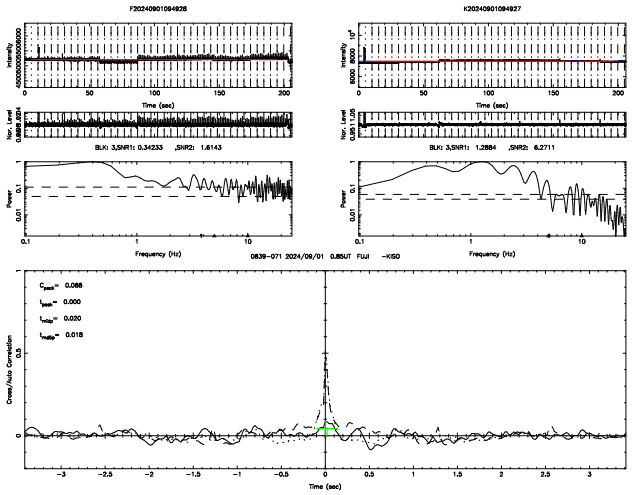
F20240901094928
K20240901094927
BLK: 3,SNR1: 0.34233 ,SNR2: 1.6143
BLK: 3,SNR1: 1.2884 ,SNR2: 6.2711
0839-071 2024/09/01 0.85UT FUJI -KISO
C_{peak}= 0.088
t_{peak}= 0.000
t_{step}= 0.020
t_{width}= 0.018
Time (sec)
Frequency (Hz)
Cross/Auto Correlation

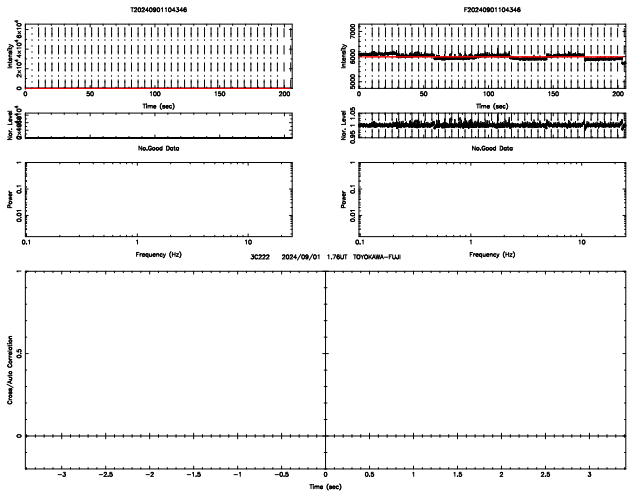
T20240901104346
F20240901104346
No.Good Data
3C222 2024/09/01 1.76UT TOYOKAWA-FUJI

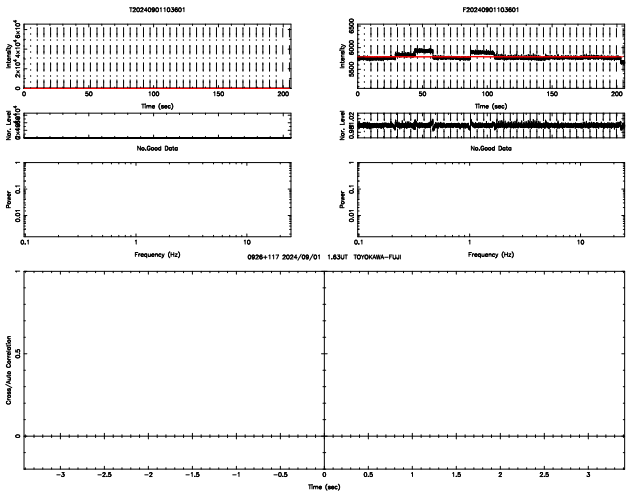
T20240901103601
F20240901103601
No.Good Data
0926+117 2024/09/01 1.63UT TOYOKAWA-FUJI

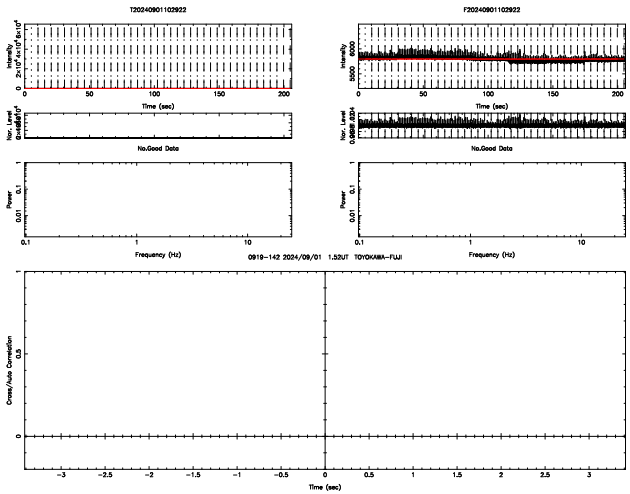
T20240901102922
F20240901102922
No.Good Data
0919-142 2024/09/01 1.52UT TOYOKAWA-FUJI

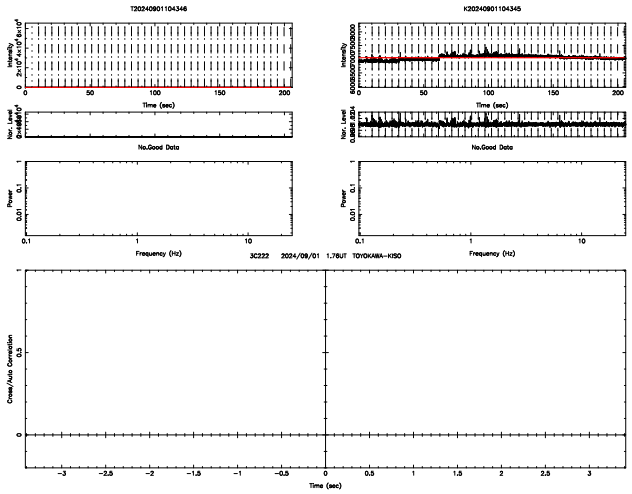
T20240901104346
K20240901104345
No.Good Data
3C222 2024/09/01 1.76UT TOYOKAWA-KISO

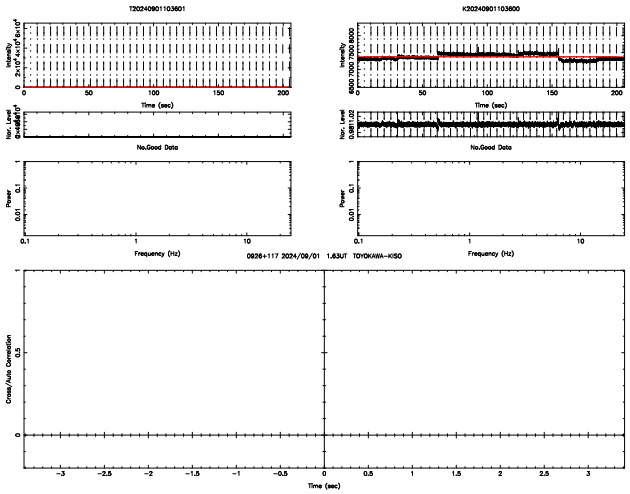
T20240901103601
K20240901103600
No.Good Data
0926+117 2024/09/01 1.63UT TOYOKAWA-KISO

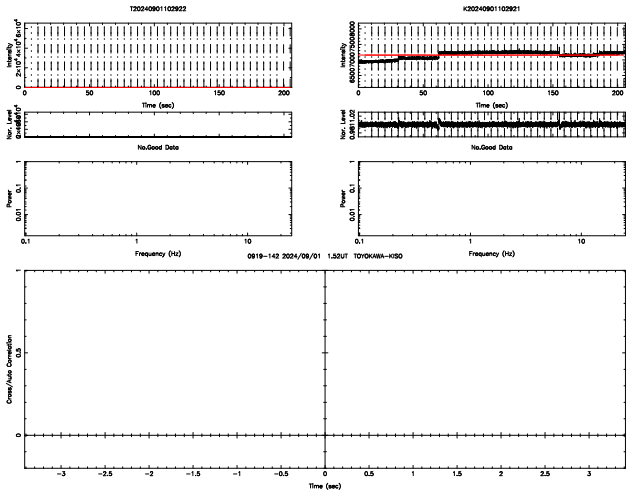
T20240901102922
K20240901102921
No.Good Data
0919-142 2024/09/01 1.52UT TOYOKAWA-KISO

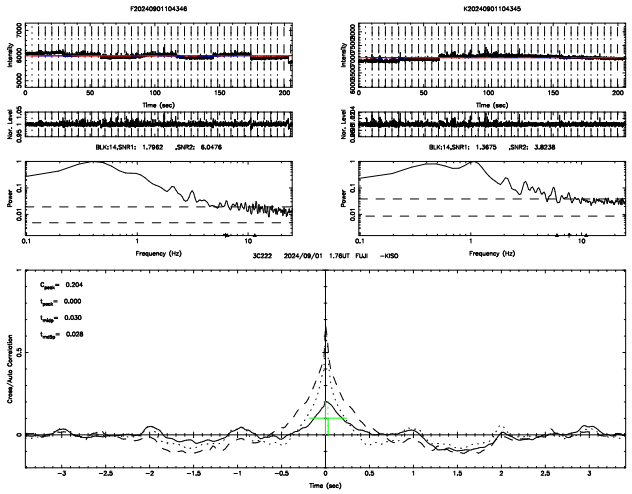
F20240901104346
K20240901104345
BLK:14,SNR1: 1.7962 ,SNR2: 6.0476
BLK:14,SNR1: 1.3675 ,SNR2: 3.8238
3C222 2024/09/01 1.76UT FUJI -KISO
C_peak= 0.204
t_peak= 0.000
t_edge= 0.030
t_edge= 0.028

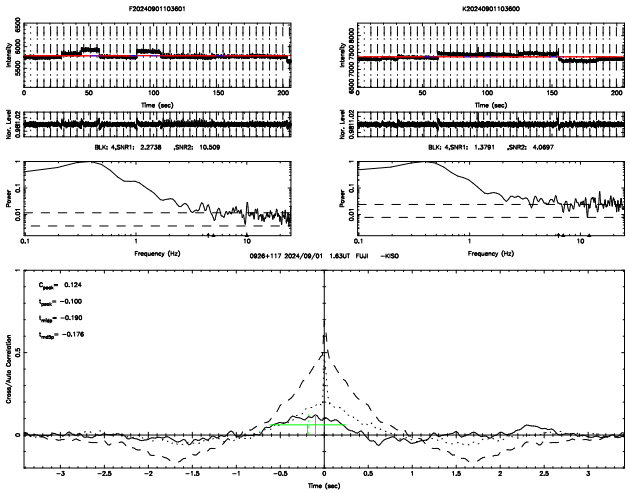
F20240901103601
K20240901103600
BLK: 4,SNR1: 2.2738 ,SNR2: 10.509
BLK: 4,SNR1: 1.3791 ,SNR2: 4.0697
0926+117 2024/09/01 1.63UT FUJI -KISO
C_peak= 0.124
t_peak= -0.100
t_edge= -0.190
t_edge= -0.176

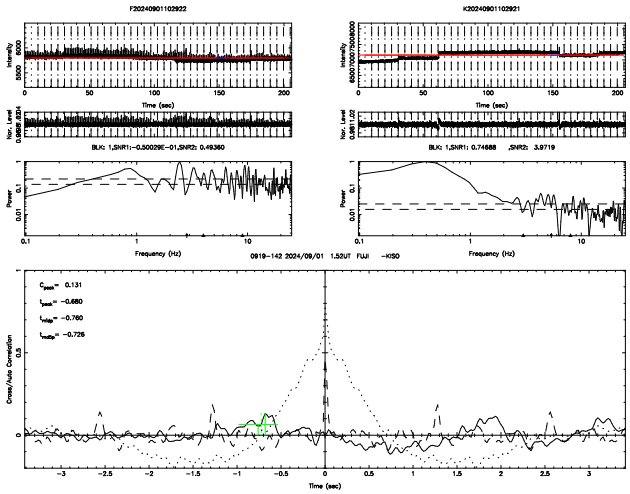
F20240901102922
K20240901102921
BLK: 1,SNR1:-0.50029E-01,SNR2: 0.49360
BLK: 1,SNR1: 0.74688 ,SNR2: 3.9719
0919-142 2024/09/01 1.52UT FUJI -KISO
C_peak= 0.131
t_peak= -0.680
t_edge= -0.760
t_edge= -0.726

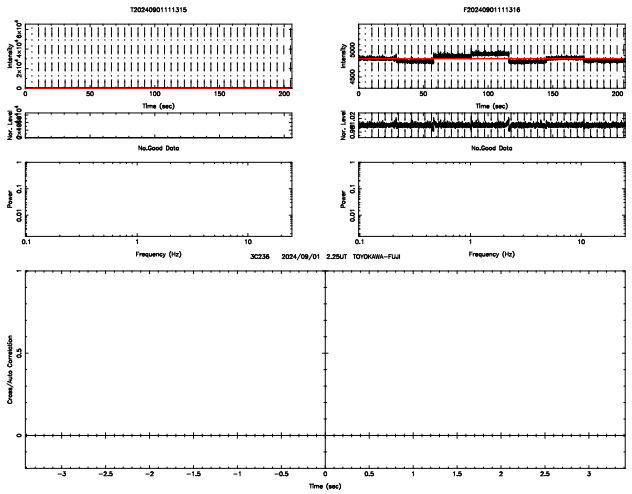
T20240901111315
F20240901111316
No.Good Data
3C236 2024/09/01 2.25UT TOYOKAWA-FUJI
Time (sec)
Frequency (Hz)
Cross/Auto Correlation

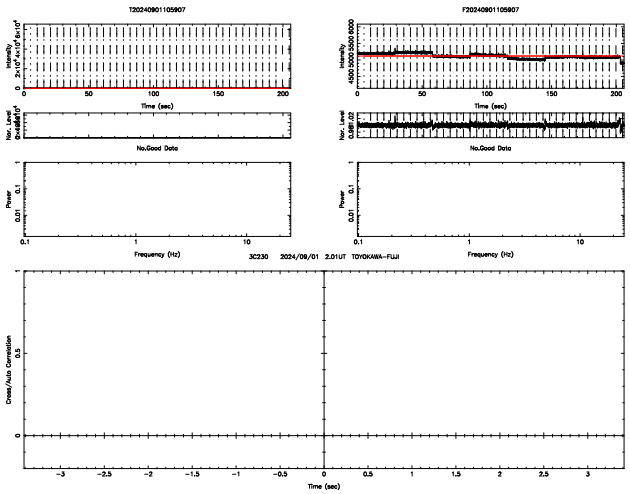
T20240901105907
F20240901105907
No.Good Data
3C230 2024/09/01 2.01UT TOYOKAWA-FUJI
Time (sec)
Frequency (Hz)
Cross/Auto Correlation

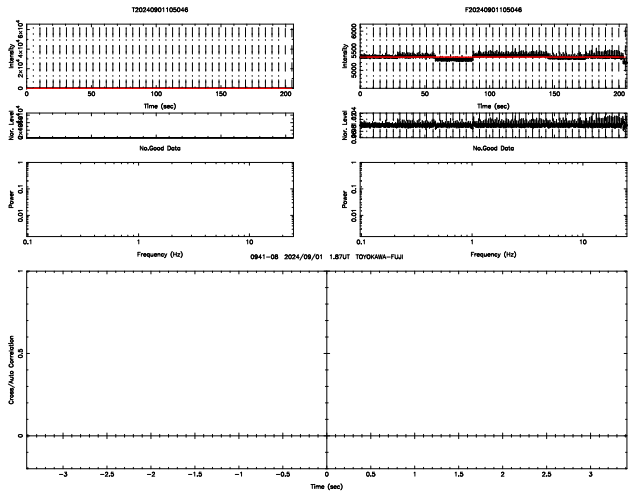
T20240901105046
F20240901105046
No.Good Data
0941-08 2024/09/01 1.87UT TOYOKAWA-FUJI
Time (sec)
Frequency (Hz)
Cross/Auto Correlation

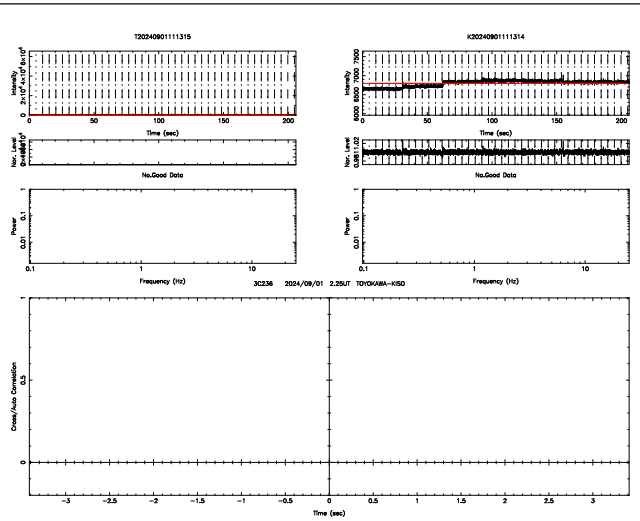
T20240901111315
K20240901111314
No.Good Data
3C236 2024/09/01 2.25UT TOYOKAWA-KISO
Time (sec)
Frequency (Hz)
Cross/Auto Correlation

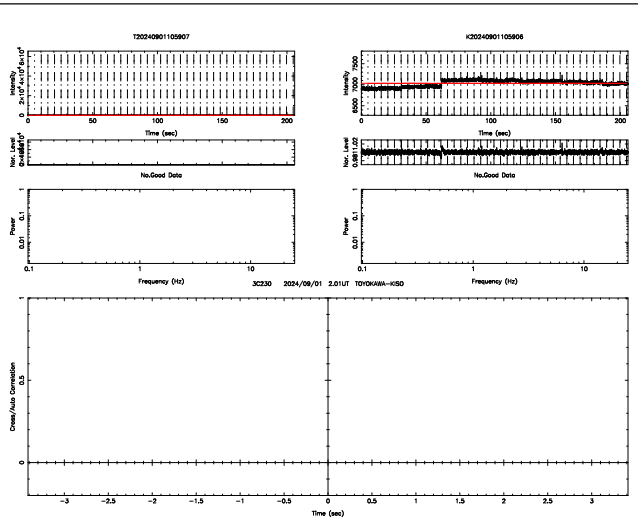
T20240901105907
K20240901105906
No.Good Data
3C230 2024/09/01 2.01UT TOYOKAWA-KISO
Time (sec)
Frequency (Hz)
Cross/Auto Correlation

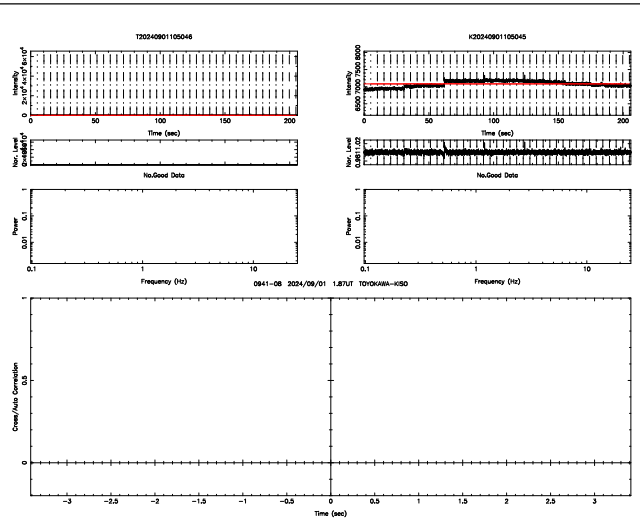
T20240901105046
K20240901105045
No.Good Data
0941-08 2024/09/01 1.87UT TOYOKAWA-KISO
Time (sec)
Frequency (Hz)
Cross/Auto Correlation

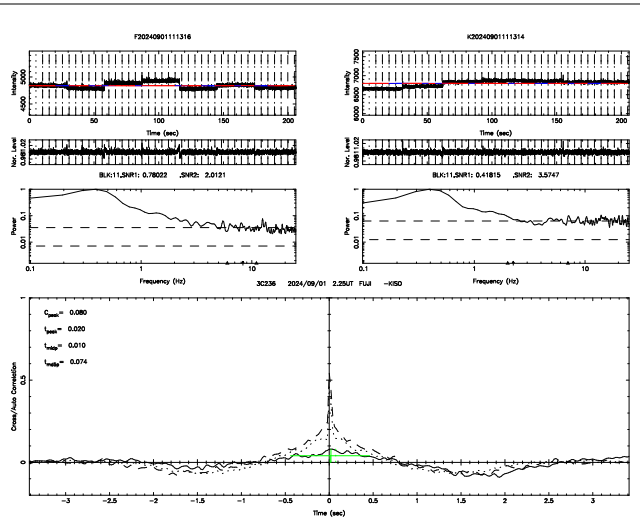
F20240901111316
K20240901111314
BLK:11,SNR1: 0.78022 ,SNR2: 2.0121
BLK:11,SNR1: 0.41815 ,SNR2: 3.5747
3C236 2024/09/01 2.25UT FUJI -KISO
Time (sec)
Frequency (Hz)
Cross/Auto Correlation
C_{peak}= 0.080
t_{peak}= 0.020
t_{wide}= 0.010
t_{mdlp}= 0.074

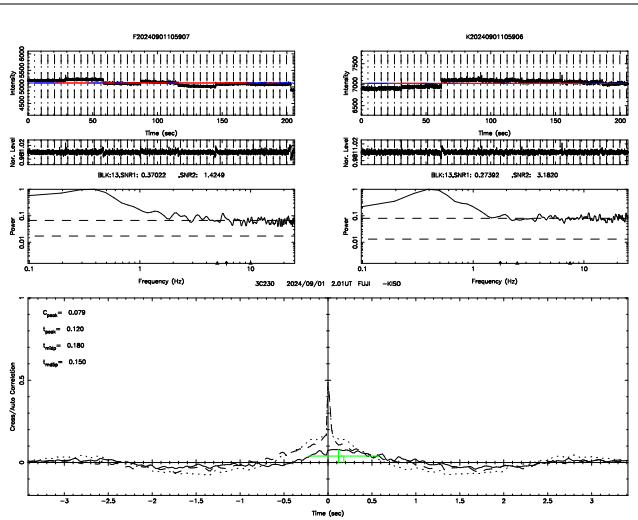
F20240901105907
K20240901105906
BLK:13,SNR1: 0.37022 ,SNR2: 1.4249
BLK:13,SNR1: 0.27392 ,SNR2: 3.1820
3C230 2024/09/01 2.01UT FUJI -KISO
Time (sec)
Frequency (Hz)
Cross/Auto Correlation
C_{peak}= 0.079
t_{peak}= 0.120
t_{wide}= 0.180
t_{mdlp}= 0.150

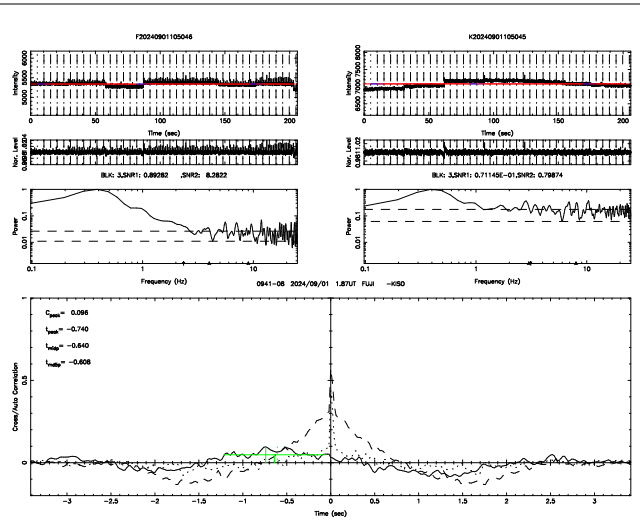
F20240901105046
K20240901105045
BLK: 3,SNR1: 0.89282 ,SNR2: 8.2822
BLK: 3,SNR1: 0.71145E-01,SNR2: 0.79874
0941-08 2024/09/01 1.87UT FUJI -KISO
Time (sec)
Frequency (Hz)
Cross/Auto Correlation
C_{peak}= 0.096
t_{peak}= -0.740
t_{wide}= -0.640
t_{mdlp}= -0.606

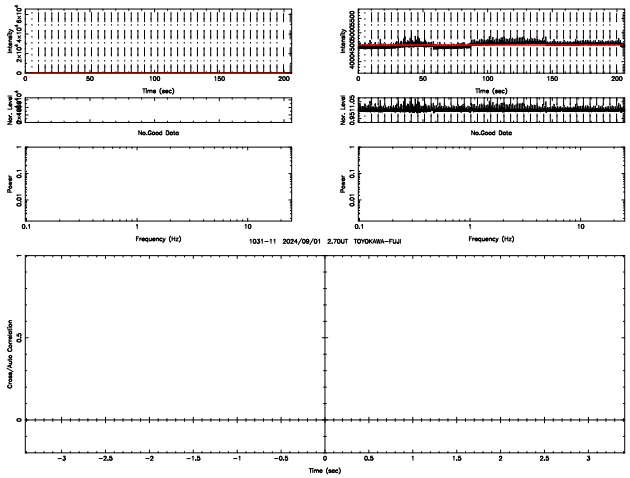
T20240901114035
F20240901114035
No.Good Data
1031-11 2024/09/01 2.70UT TOYOKAWA-FUJI

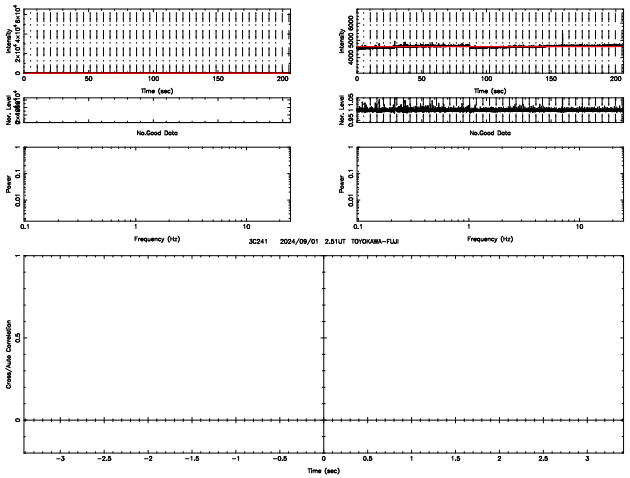
T20240901112905
F20240901112905
No.Good Data
3C241 2024/09/01 2.51UT TOYOKAWA-FUJI

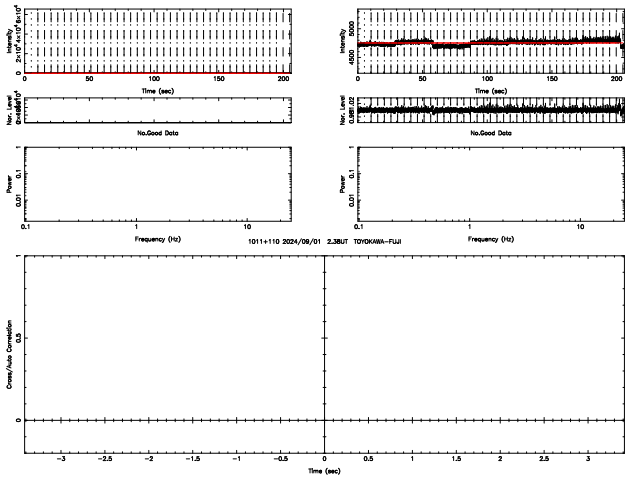
T20240901112124
F20240901112124
No.Good Data
1011+110 2024/09/01 2.38UT TOYOKAWA-FUJI

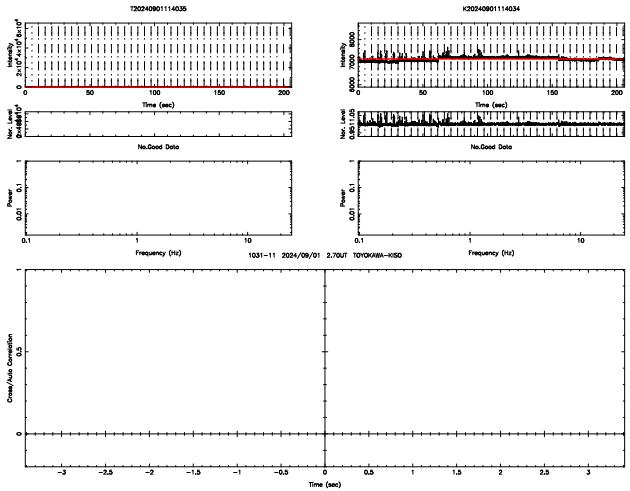
T20240901114035
K20240901114034
No.Good Data
1031-11 2024/09/01 2.70UT TOYOKAWA-KISO

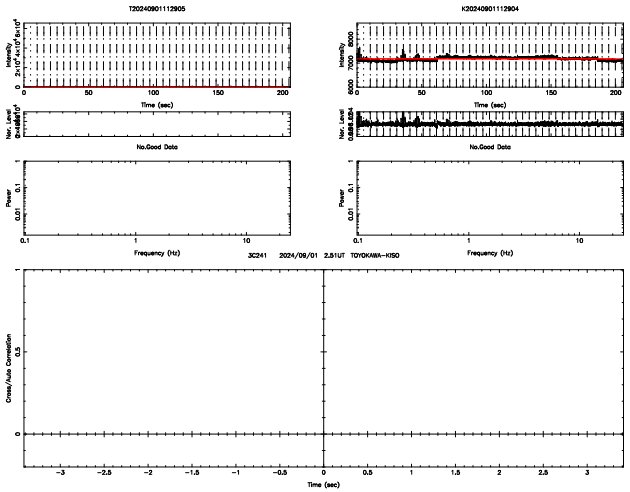
T20240901112905
K20240901112904
No.Good Data
3C241 2024/09/01 2.51UT TOYOKAWA-KISO

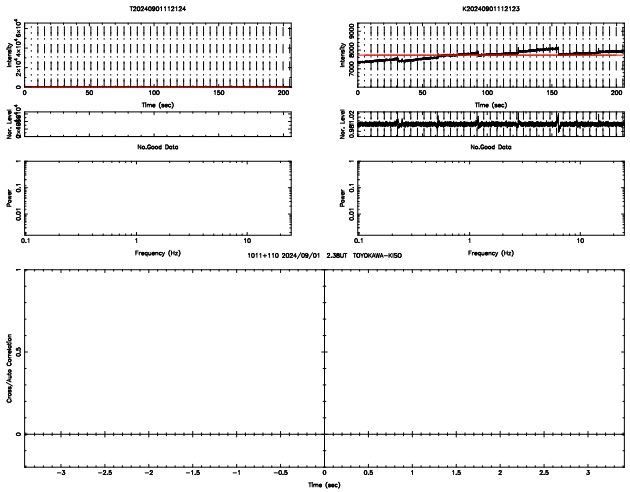
T20240901112124
K20240901112123
No.Good Data
1011+110 2024/09/01 2.38UT TOYOKAWA-KISO

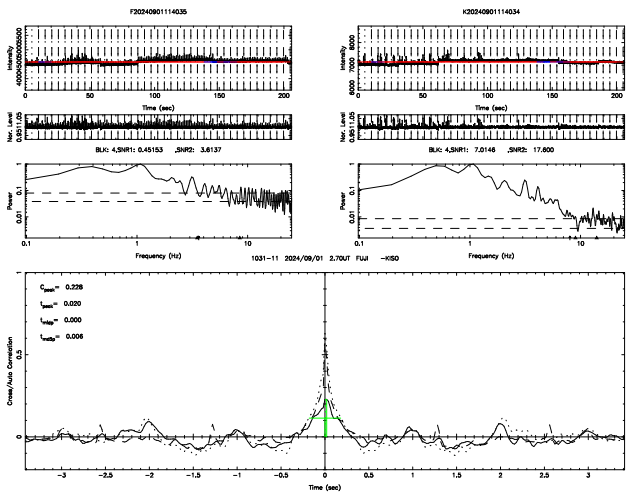
F20240901114035
K20240901114034
BLK: 4,SNR1: 0.45153 ,SNR2: 3.6137
BLK: 4,SNR1: 7.0146 ,SNR2: 17.600
1031-11 2024/09/01 2.70UT FUJI -KISO
C_{max}= 0.226
t_{peak}= 0.020
t_{rise}= 0.000
t_{delay}= 0.006

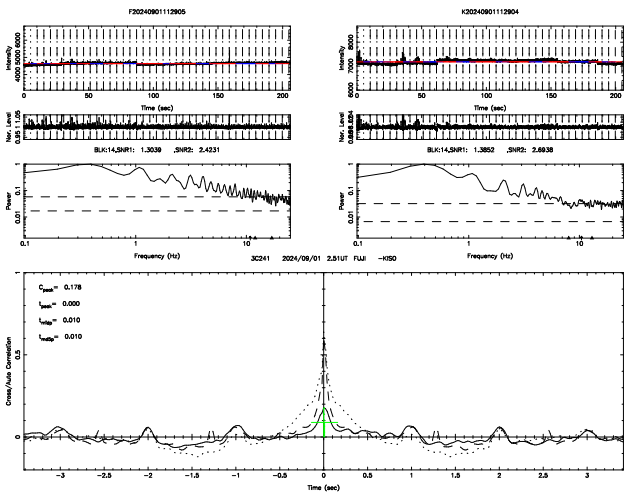
F20240901112905
K20240901112904
BLK:14,SNR1: 1.3039 ,SNR2: 2.4231
BLK:14,SNR1: 1.3852 ,SNR2: 2.6938
3C241 2024/09/01 2.51UT FUJI -KISO
C_{max}= 0.178
t_{peak}= 0.000
t_{rise}= 0.010
t_{delay}= 0.010

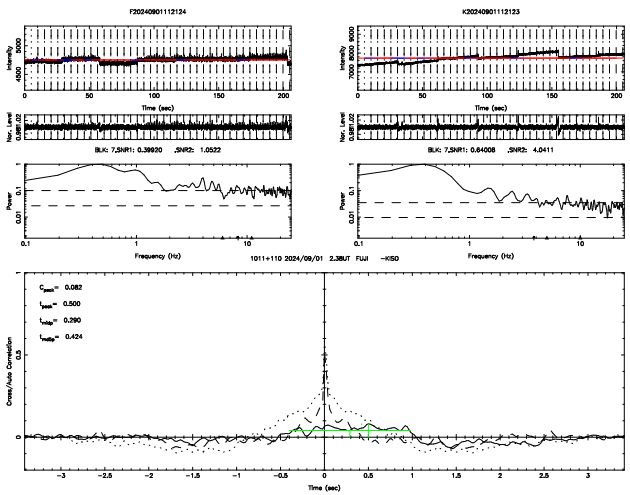
F20240901112124
K20240901112123
BLK: 7,SNR1: 0.39920 ,SNR2: 1.0522
BLK: 7,SNR1: 0.64008 ,SNR2: 4.0411
1011+110 2024/09/01 2.38UT FUJI -KISO
C_{max}= 0.082
t_{peak}= 0.500
t_{rise}= 0.290
t_{delay}= 0.424

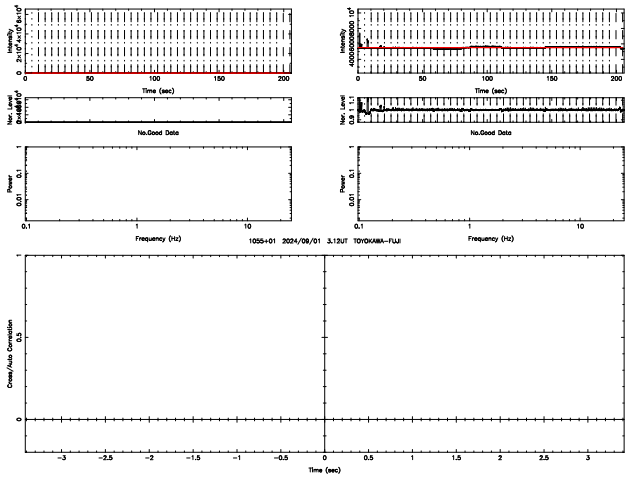
T20240901120525
F20240901120525
No.Good Data
1055+01 2024/09/01 3.12UT TOYOKAWA-FUJI

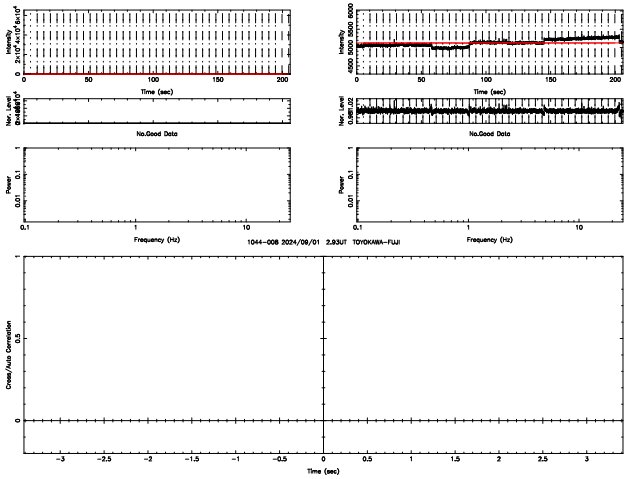
T20240901115421
F20240901115422
No.Good Data
1044-008 2024/09/01 2.93UT TOYOKAWA-FUJI

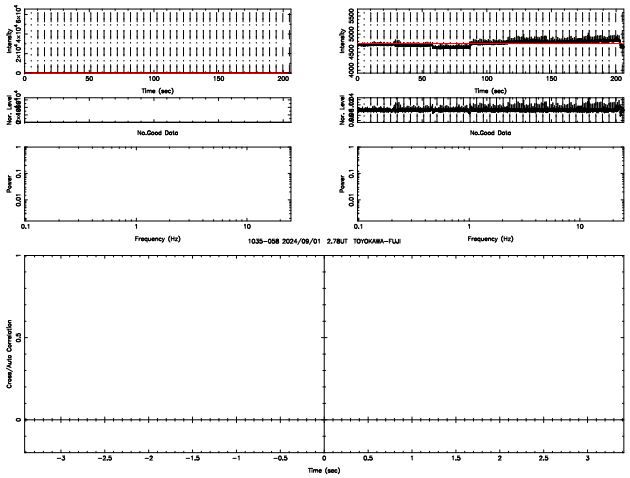
T20240901114508
F20240901114508
No.Good Data
1035-058 2024/09/01 2.78UT TOYOKAWA-FUJI

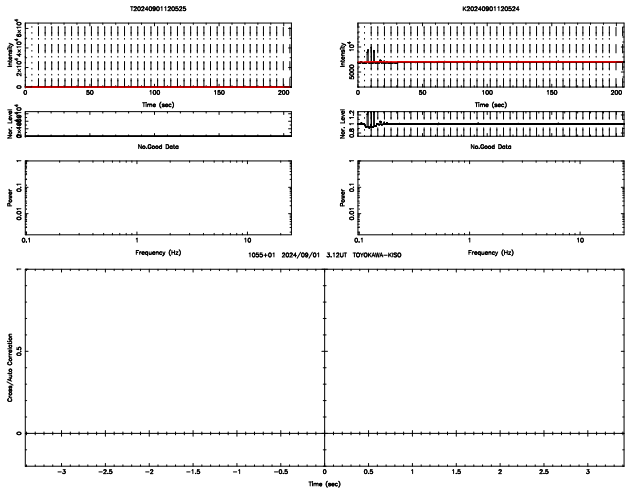
T20240901120525
K20240901120524
No.Good Data
1055+01 2024/09/01 3.12UT TOYOKAWA-KISO

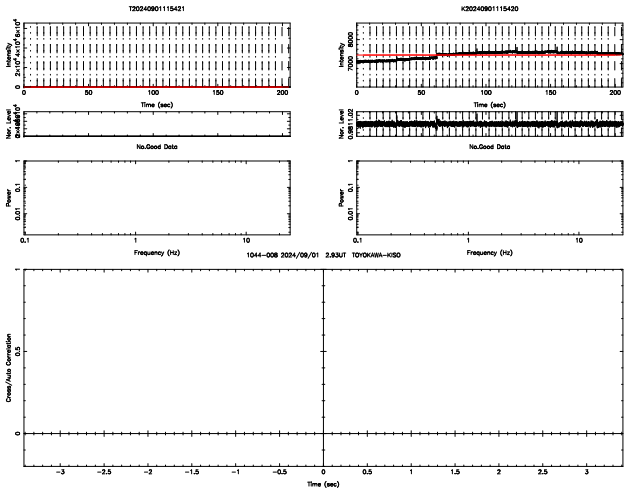
T20240901115421
K20240901115420
No.Good Data
1044-008 2024/09/01 2.93UT TOYOKAWA-KISO

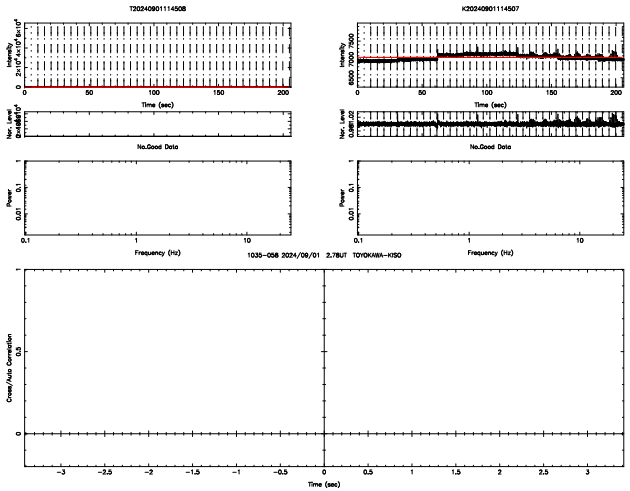
T20240901114508
K20240901114507
No.Good Data
1035-058 2024/09/01 2.78UT TOYOKAWA-KISO

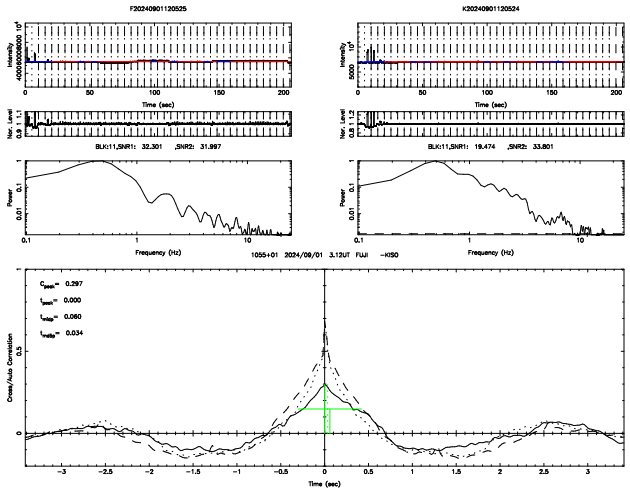
F20240901120525
K20240901120524
BLK11,SNR1: 32.301 ,SNR2: 31.997
BLK11,SNR1: 19.474 ,SNR2: 33.801
1055+01 2024/09/01 3.12UT FUJI -KISO
C_{peak}= 0.297
t_{peak}= 0.000
t_{wide}= 0.060
t_{delay}= 0.034

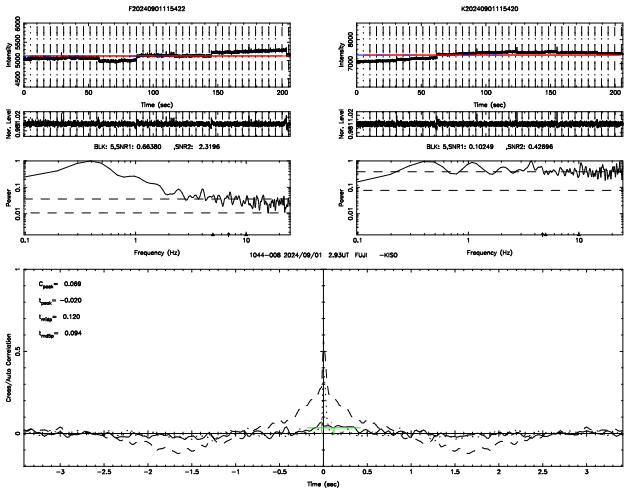
F20240901115422
K20240901115420
BLK: 5,SNR1: 0.66380 ,SNR2: 2.3196
BLK: 5,SNR1: 0.10249 ,SNR2: 0.42696
1044-008 2024/09/01 2.93UT FUJI -KISO
C_{peak}= 0.069
t_{peak}= -0.020
t_{wide}= 0.120
t_{delay}= 0.094

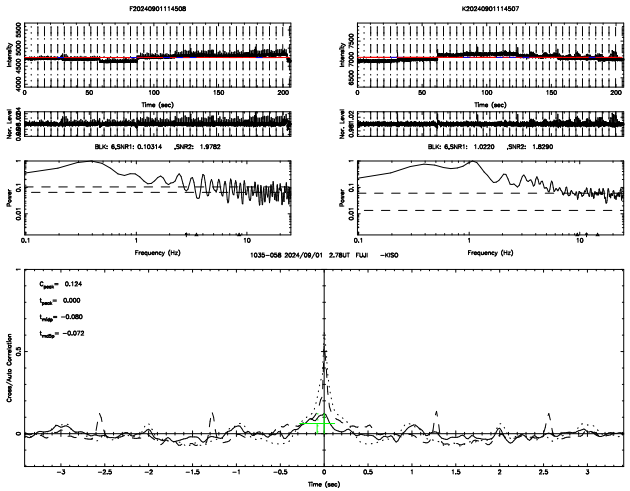
F20240901114508
K20240901114507
BLK: 6,SNR1: 0.10314 ,SNR2: 1.9782
BLK: 6,SNR1: 1.0220 ,SNR2: 1.8290
1035-058 2024/09/01 2.78UT FUJI -KISO
C_{peak}= 0.124
t_{peak}= 0.000
t_{wide}= -0.080
t_{delay}= -0.072

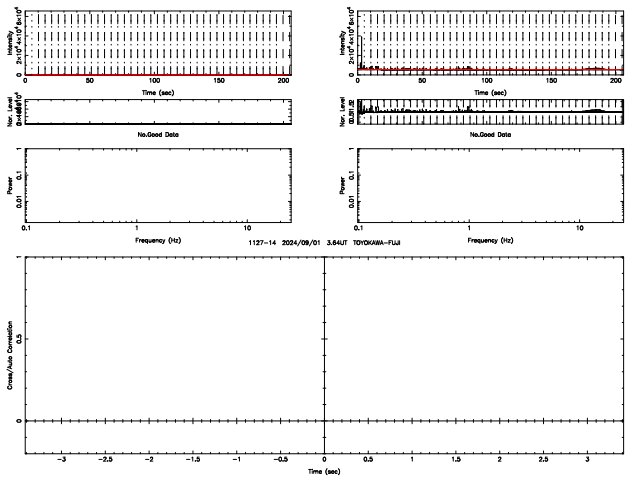
T20240901123658
F20240901123658
No.Good Data
1127−14 2024/09/01 3.64UT TOYOKAWA−FUJI
Time (sec)
Frequency (Hz)
Cross/Auto Correlation

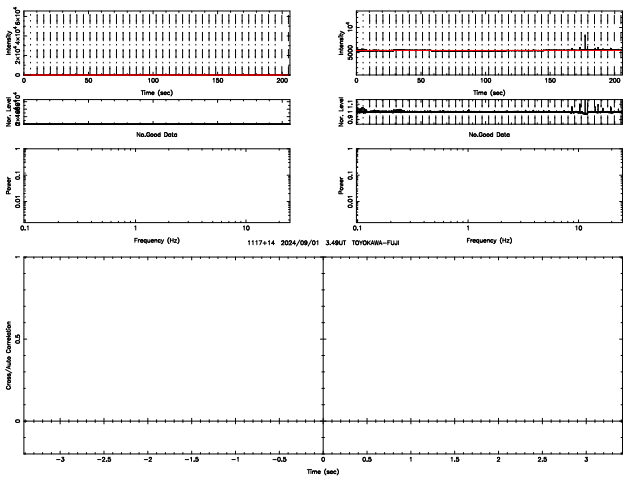
T20240901122725
F20240901122725
No.Good Data
1117+14 2024/09/01 3.49UT TOYOKAWA−FUJI
Time (sec)
Frequency (Hz)
Cross/Auto Correlation

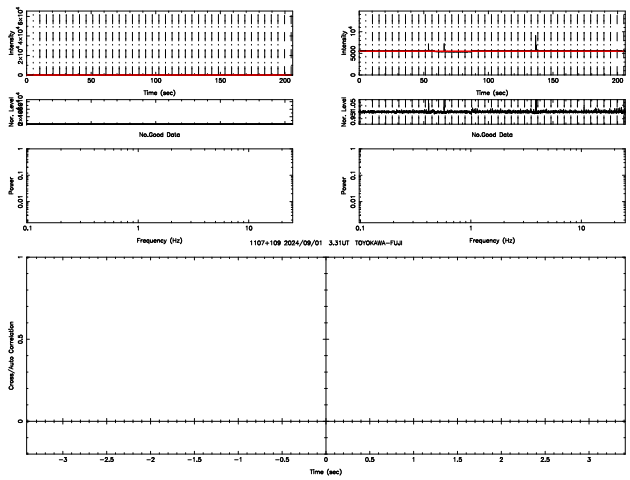
T20240901121643
F20240901121644
No.Good Data
1107+109 2024/09/01 3.31UT TOYOKAWA−FUJI
Time (sec)
Frequency (Hz)
Cross/Auto Correlation

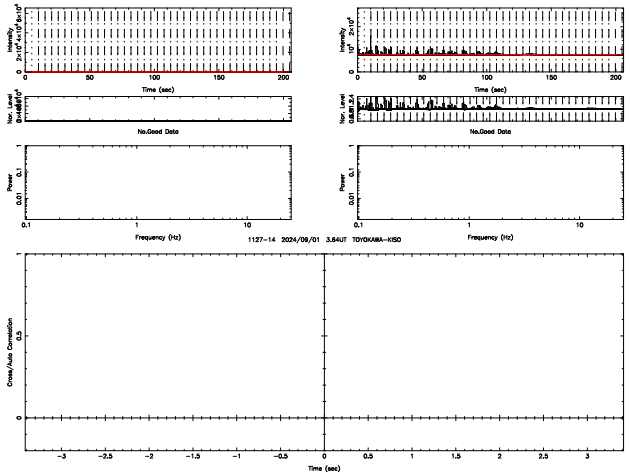
T20240901123658
K20240901123657
No.Good Data
1127−14 2024/09/01 3.64UT TOYOKAWA−KISO
Time (sec)
Frequency (Hz)
Cross/Auto Correlation

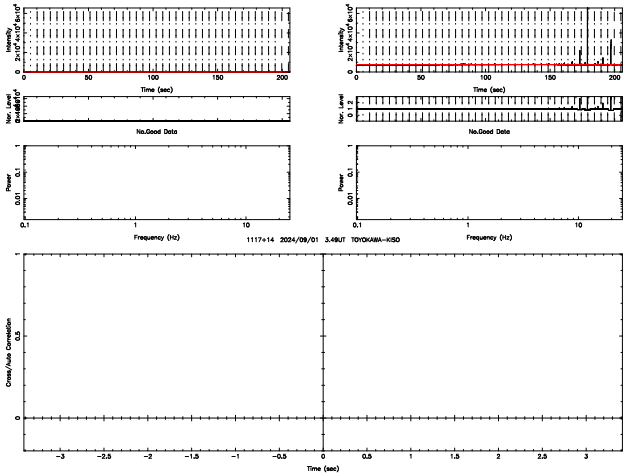
T20240901122725
K20240901122724
No.Good Data
1117+14 2024/09/01 3.49UT TOYOKAWA−KISO
Time (sec)
Frequency (Hz)
Cross/Auto Correlation

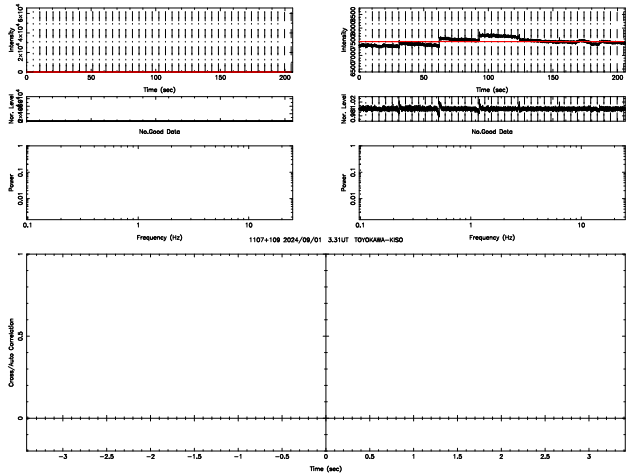
T20240901121643
K20240901121642
No.Good Data
1107+109 2024/09/01 3.31UT TOYOKAWA−KISO
Time (sec)
Frequency (Hz)
Cross/Auto Correlation

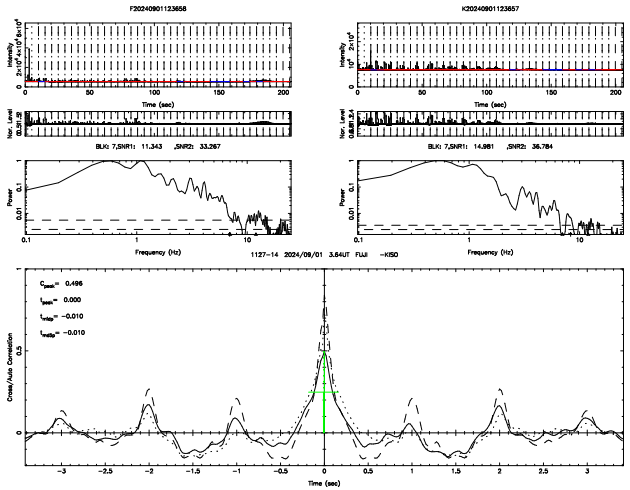
F20240901123658
K20240901123657
BLK: 7,SNR1: 11.343 ,SNR2: 33.267
BLK: 7,SNR1: 14.981 ,SNR2: 36.784
1127−14 2024/09/01 3.64UT FUJI −KISO
Cpeak= 0.496
tpeak= 0.000
tstep= −0.010
tdelay= −0.010
Time (sec)
Frequency (Hz)
Cross/Auto Correlation

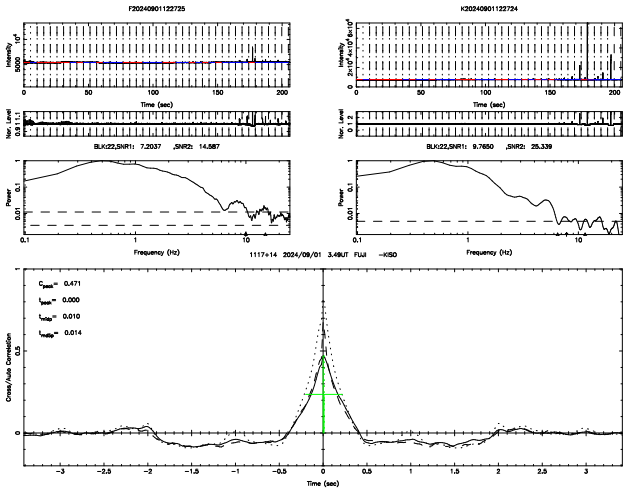
F20240901122725
K20240901122724
BLK:22,SNR1: 7.2037 ,SNR2: 14.587
BLK:22,SNR1: 9.7650 ,SNR2: 25.339
1117+14 2024/09/01 3.49UT FUJI −KISO
Cpeak= 0.471
tpeak= 0.000
tstep= 0.010
tdelay= 0.014
Time (sec)
Frequency (Hz)
Cross/Auto Correlation

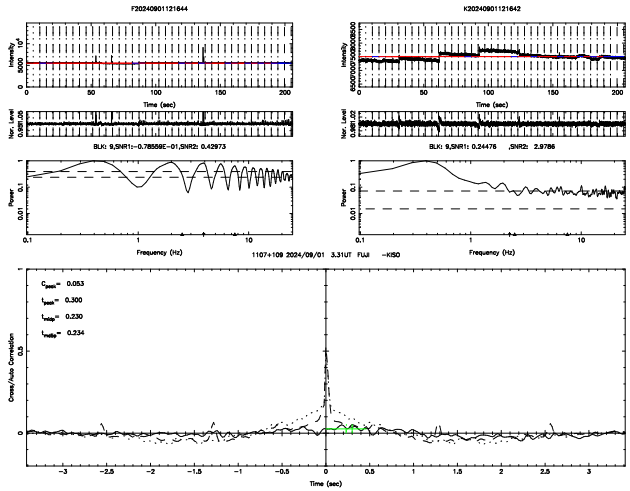
F20240901121644
K20240901121642
BLK: 9,SNR1:−0.78559E−01,SNR2: 0.42973
BLK: 9,SNR1: 0.24475 ,SNR2: 2.9786
1107+109 2024/09/01 3.31UT FUJI −KISO
Cpeak= 0.053
tpeak= 0.300
tstep= 0.230
tdelay= 0.234
Time (sec)
Frequency (Hz)
Cross/Auto Correlation

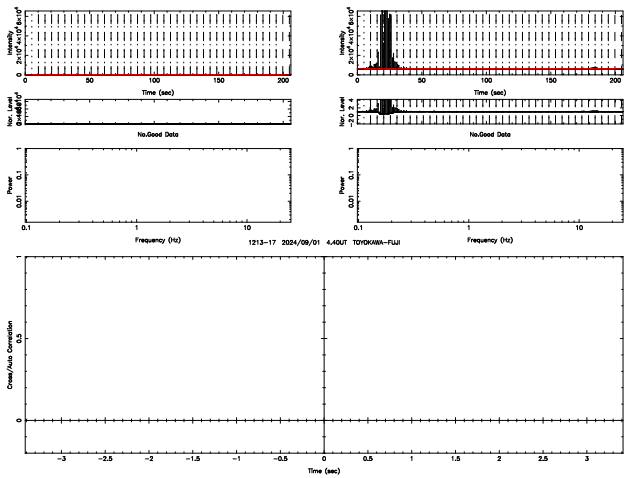
T20240901132233
F20240901132234
No.Good Data
1213-17 2024/09/01 4.40UT TOYOKAWA-FUJI

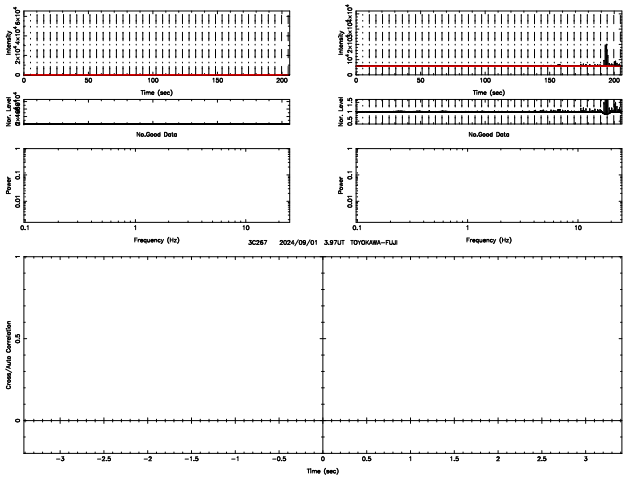
T20240901125645
F20240901125646
No.Good Data
3C267 2024/09/01 3.97UT TOYOKAWA-FUJI

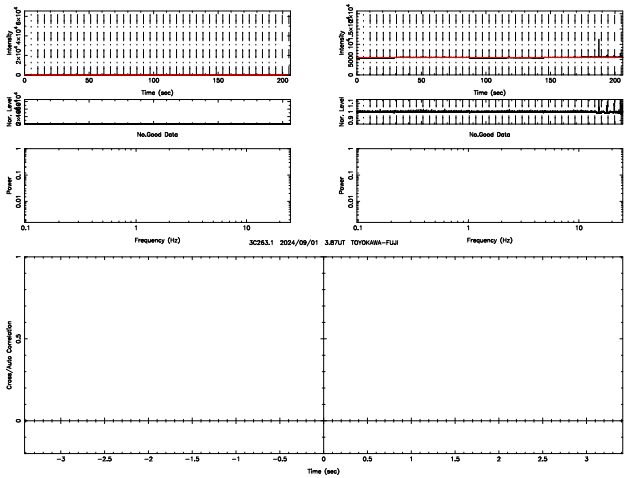
T20240901125018
F20240901125018
No.Good Data
3C263.1 2024/09/01 3.87UT TOYOKAWA-FUJI

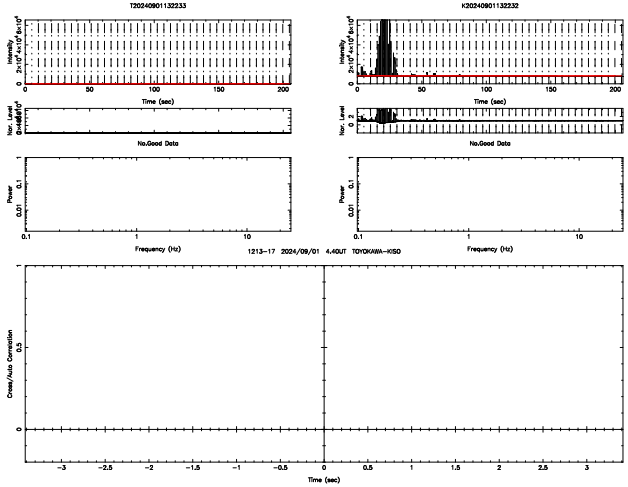
T20240901132233
K20240901132232
No.Good Data
1213-17 2024/09/01 4.40UT TOYOKAWA-KISO

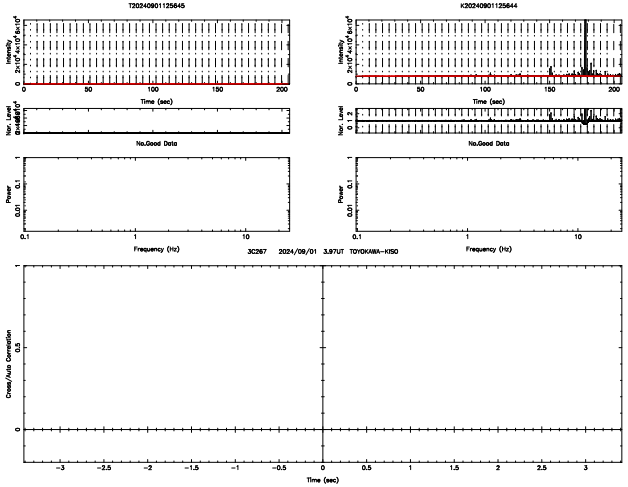
T20240901125645
K20240901125644
No.Good Data
3C267 2024/09/01 3.97UT TOYOKAWA-KISO

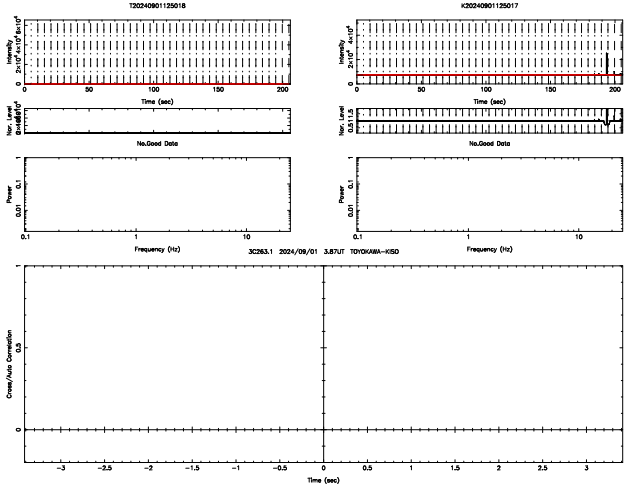
T20240901125018
K20240901125017
No.Good Data
3C263.1 2024/09/01 3.87UT TOYOKAWA-KISO

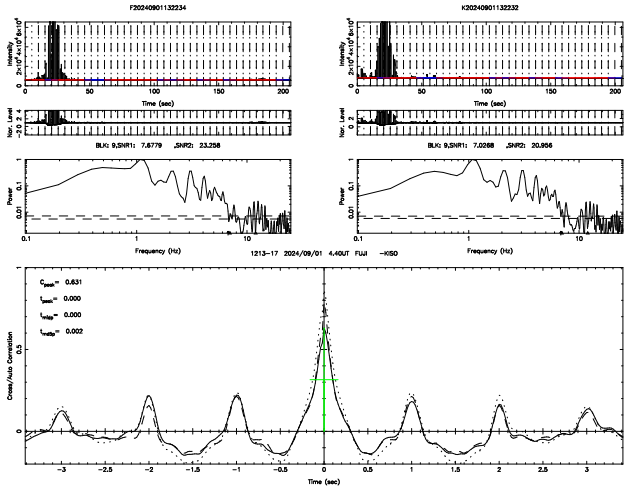
F20240901132234
K20240901132232
BLK: 9,SNR1: 7.6779 ,SNR2: 23.258
BLK: 9,SNR1: 7.0268 ,SNR2: 20.956
1213-17 2024/09/01 4.40UT FUJI -KISO
C_{peak}= 0.631
t_{peak}= 0.000
t_{ntp}= 0.000
t_{notp}= 0.002

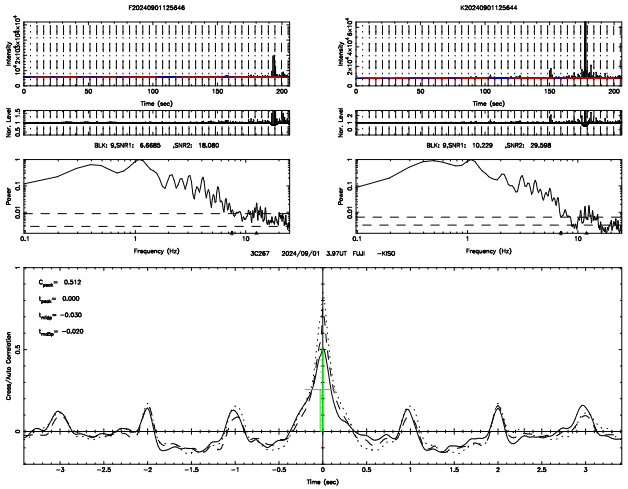
F20240901125646
K20240901125644
BLK: 9,SNR1: 6.6685 ,SNR2: 18.080
BLK: 9,SNR1: 10.229 ,SNR2: 29.598
3C267 2024/09/01 3.97UT FUJI -KISO
C_{peak}= 0.512
t_{peak}= 0.000
t_{ntp}= -0.030
t_{notp}= -0.020

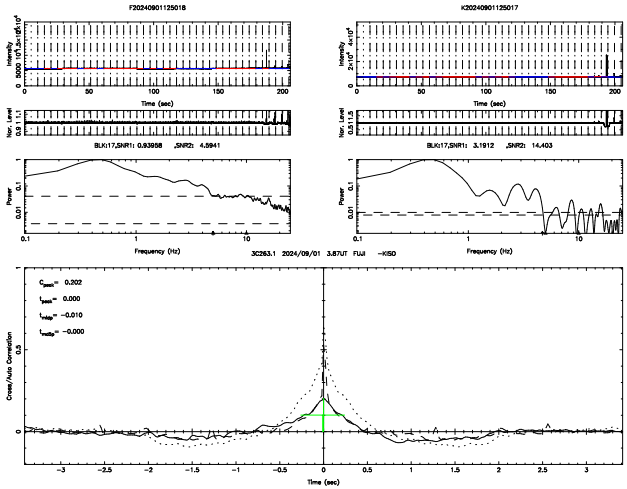
F20240901125018
K20240901125017
BLK:17,SNR1: 0.93958 ,SNR2: 4.5941
BLK:17,SNR1: 3.1912 ,SNR2: 14.403
3C263.1 2024/09/01 3.87UT FUJI -KISO
C_{peak}= 0.202
t_{peak}= 0.000
t_{ntp}= -0.010
t_{notp}= -0.000

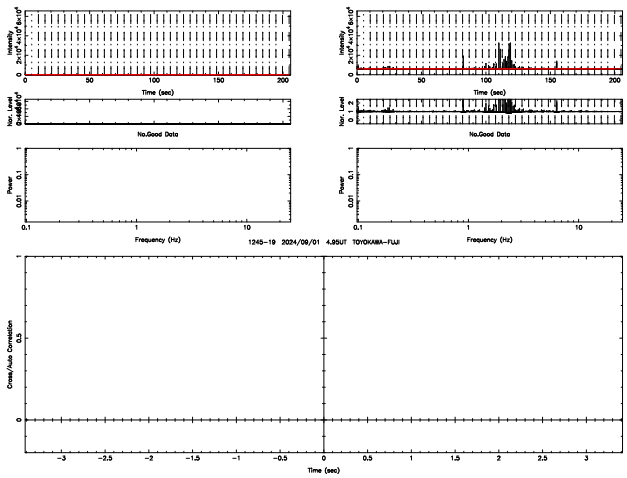
T20240901135506
F20240901135507
Intensity
Time (sec)
Nor. Level
No.Good Data
Power
Frequency (Hz)
1245-19 2024/09/01 4.95UT TOYOKAWA-FUJI
Cross/Auto Correlation

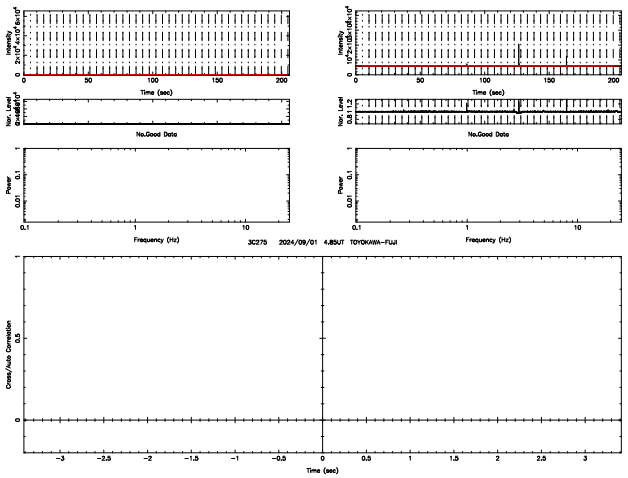
T20240901134901
F20240901134901
Intensity
Time (sec)
Nor. Level
No.Good Data
Power
Frequency (Hz)
3C275 2024/09/01 4.85UT TOYOKAWA-FUJI
Cross/Auto Correlation

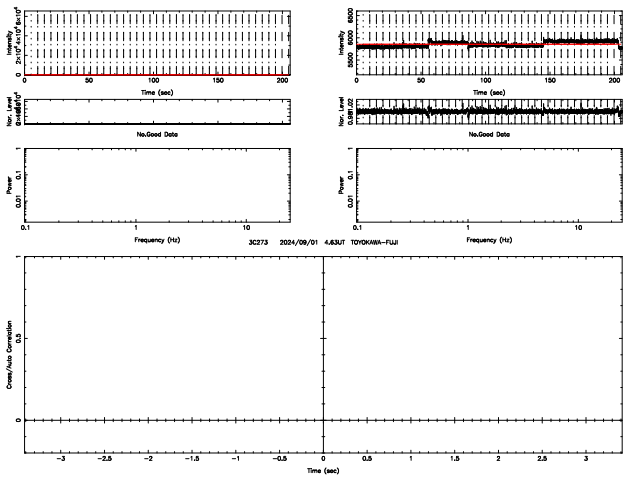
T20240901133550
F20240901133550
Intensity
Time (sec)
Nor. Level
No.Good Data
Power
Frequency (Hz)
3C273 2024/09/01 4.63UT TOYOKAWA-FUJI
Cross/Auto Correlation

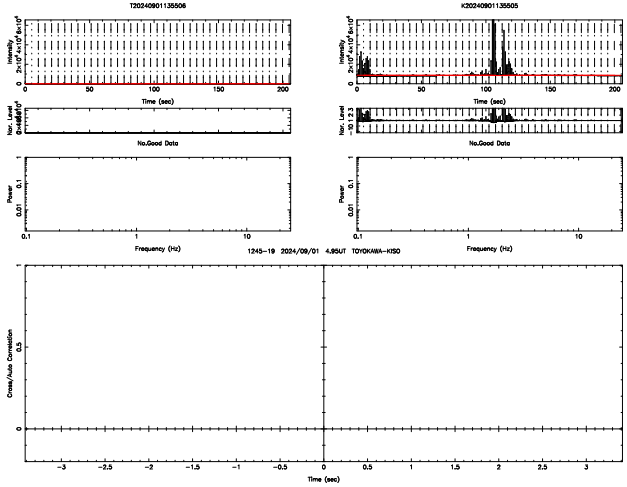
T20240901135506
K20240901135505
Intensity
Time (sec)
Nor. Level
No.Good Data
Power
Frequency (Hz)
1245-19 2024/09/01 4.95UT TOYOKAWA-KISO
Cross/Auto Correlation

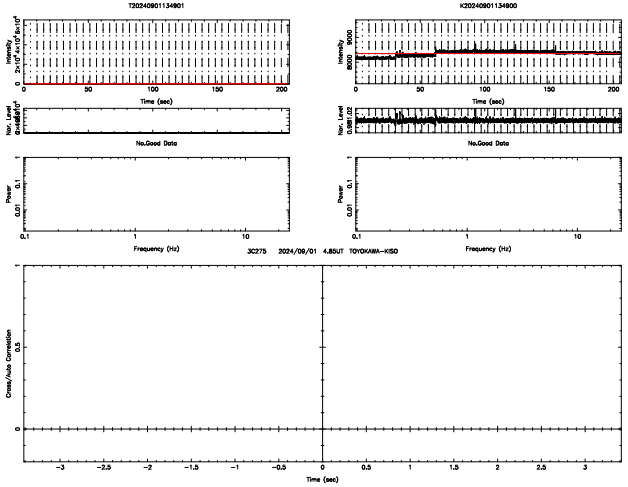
T20240901134901
K20240901134900
Intensity
Time (sec)
Nor. Level
No.Good Data
Power
Frequency (Hz)
3C275 2024/09/01 4.85UT TOYOKAWA-KISO
Cross/Auto Correlation

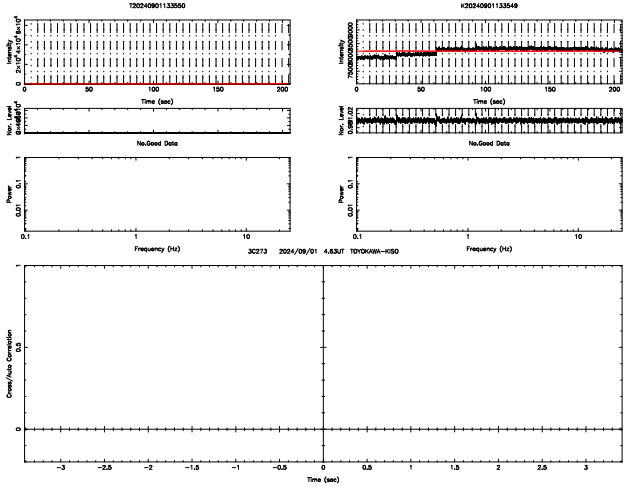
T20240901133550
K20240901133549
Intensity
Time (sec)
Nor. Level
No.Good Data
Power
Frequency (Hz)
3C273 2024/09/01 4.63UT TOYOKAWA-KISO
Cross/Auto Correlation

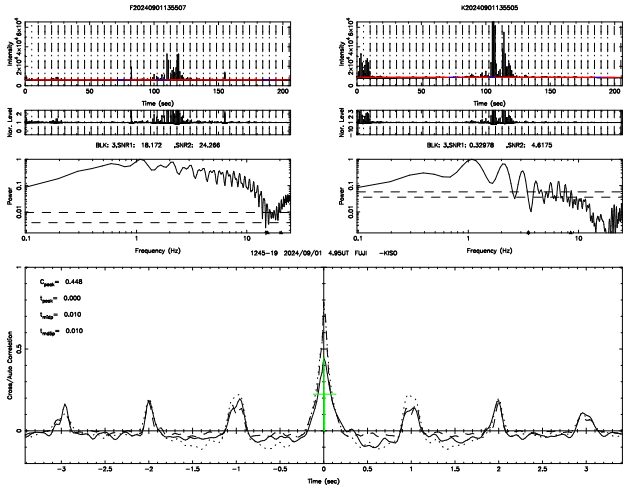
F20240901135507
K20240901135505
Intensity
Time (sec)
Nor. Level
BLK: 3,SNR1: 18.172 ,SNR2: 24.266
BLK: 3,SNR1: 0.32978 ,SNR2: 4.6175
Power
Frequency (Hz)
1245-19 2024/09/01 4.95UT FUJI -KISO
Cross/Auto Correlation

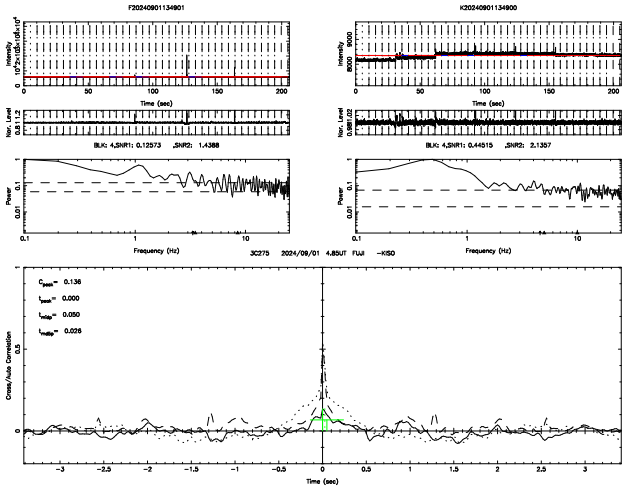
F20240901134901
K20240901134900
Intensity
Time (sec)
Nor. Level
BLK: 4,SNR1: 0.12573 ,SNR2: 1.4388
BLK: 4,SNR1: 0.44515 ,SNR2: 2.1357
Power
Frequency (Hz)
3C275 2024/09/01 4.85UT FUJI -KISO
Cross/Auto Correlation

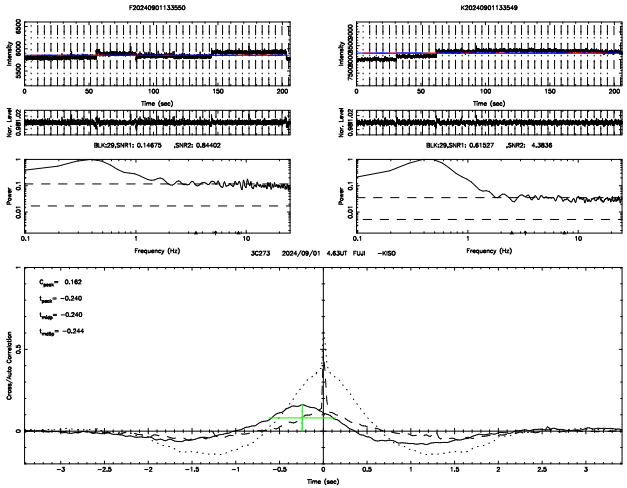
F20240901133550
K20240901133549
Intensity
Time (sec)
Nor. Level
BLK:29,SNR1: 0.14675 ,SNR2: 0.84402
BLK:29,SNR1: 0.61527 ,SNR2: 4.3836
Power
Frequency (Hz)
3C273 2024/09/01 4.63UT FUJI -KISO
Cross/Auto Correlation

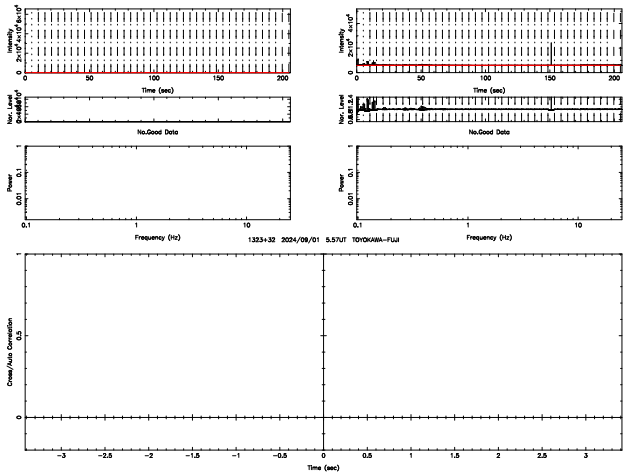
T20240901143244
F20240901143244
No.Good Data
1323+32 2024/09/01 5.57UT TOYOKAWA-FUJI

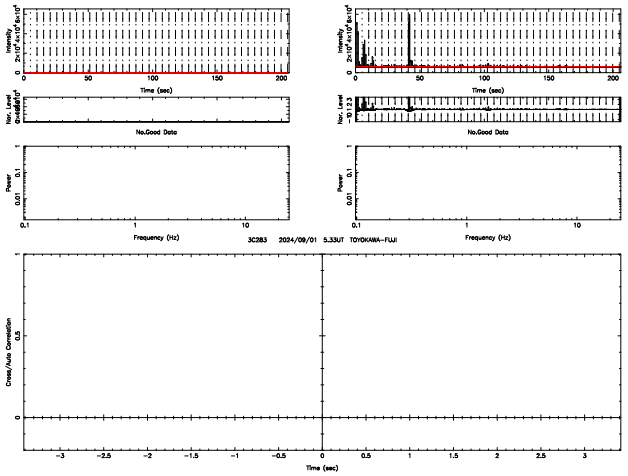
T20240901141819
F20240901141820
No.Good Data
3C283 2024/09/01 5.33UT TOYOKAWA-FUJI

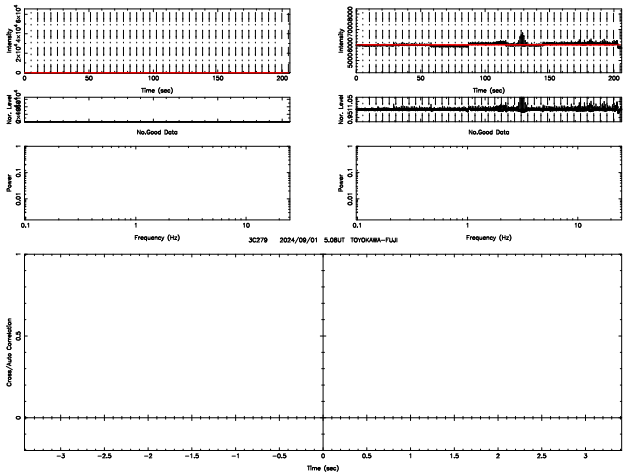
T20240901140250
F20240901140250
No.Good Data
3C279 2024/09/01 5.08UT TOYOKAWA-FUJI

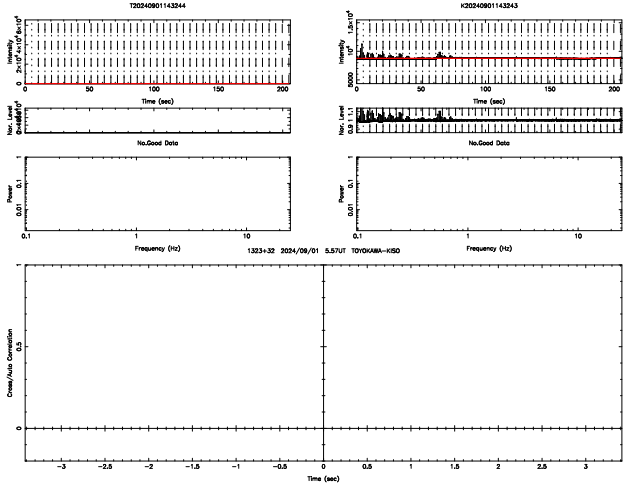
T20240901143244
K20240901143243
No.Good Data
1323+32 2024/09/01 5.57UT TOYOKAWA-KISO

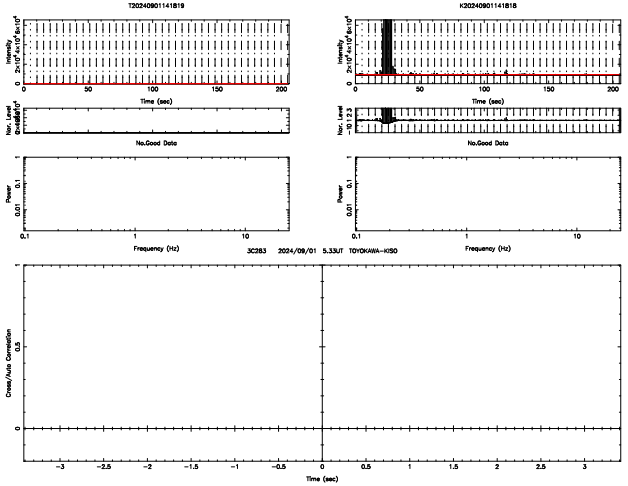
T20240901141819
K20240901141818
No.Good Data
3C283 2024/09/01 5.33UT TOYOKAWA-KISO

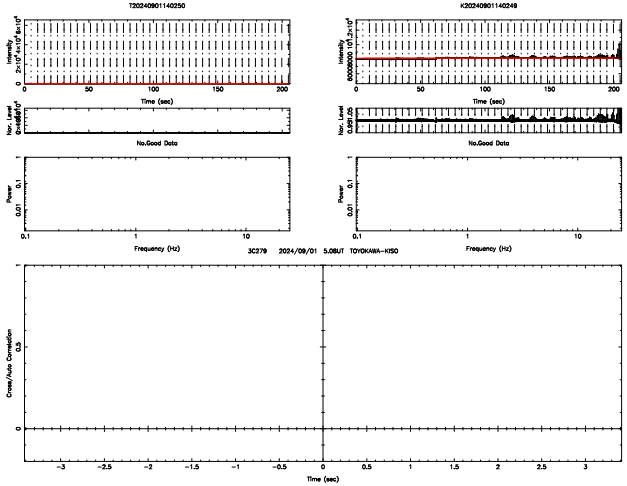
T20240901140250
K20240901140249
No.Good Data
3C279 2024/09/01 5.08UT TOYOKAWA-KISO

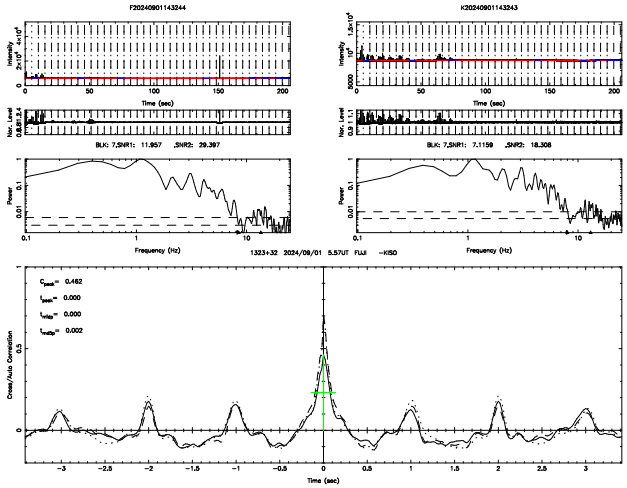
F20240901143244
K20240901143243
BLK: 7,SNR1: 11.957 ,SNR2: 29.397
BLK: 7,SNR1: 7.1159 ,SNR2: 18.308
1323+32 2024/09/01 5.57UT FUJI -KISO
C_{peak}= 0.462
t_{peak}= 0.000
t_{rise}= 0.000
t_{delay}= 0.002

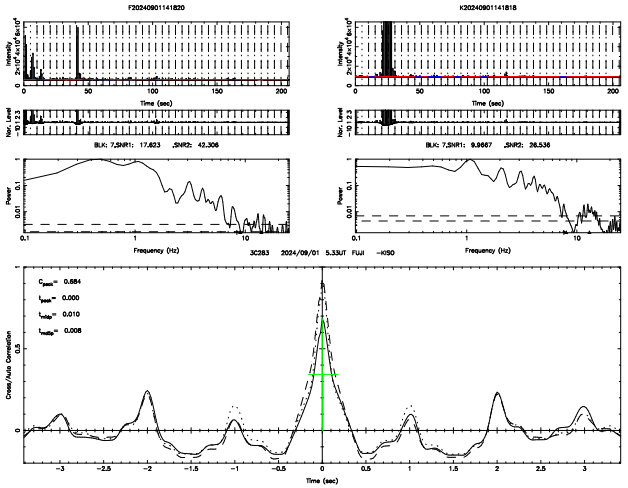
F20240901141820
K20240901141818
BLK: 7,SNR1: 17.623 ,SNR2: 42.306
BLK: 7,SNR1: 9.9667 ,SNR2: 26.536
3C283 2024/09/01 5.33UT FUJI -KISO
C_{peak}= 0.684
t_{peak}= 0.000
t_{rise}= 0.010
t_{delay}= 0.008

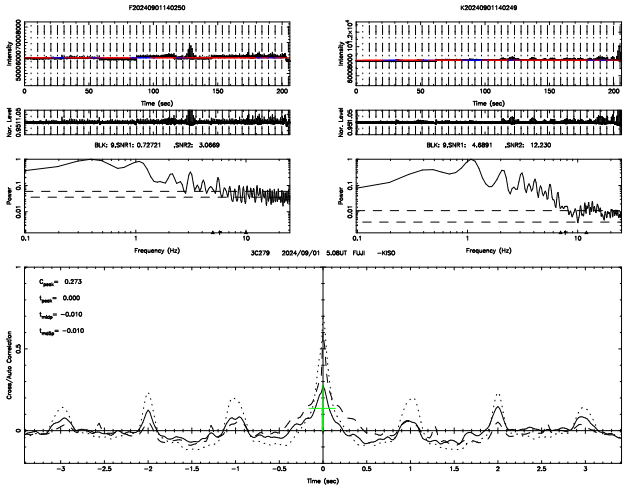
F20240901140250
K20240901140249
BLK: 9,SNR1: 0.72721 ,SNR2: 3.0669
BLK: 9,SNR1: 4.6891 ,SNR2: 12.230
3C279 2024/09/01 5.08UT FUJI -KISO
C_{peak}= 0.273
t_{peak}= 0.000
t_{rise}= -0.010
t_{delay}= -0.010

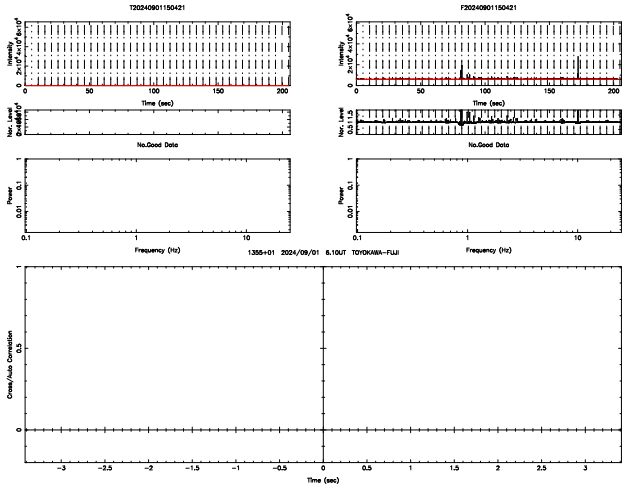
T20240901150421
F20240901150421
Intensity
Time (sec)
Nor. Level
No.Good Data
Power
Frequency (Hz)
1355+01 2024/09/01 6.10UT TOYOKAWA-FUJI
Cross/Auto Correlation

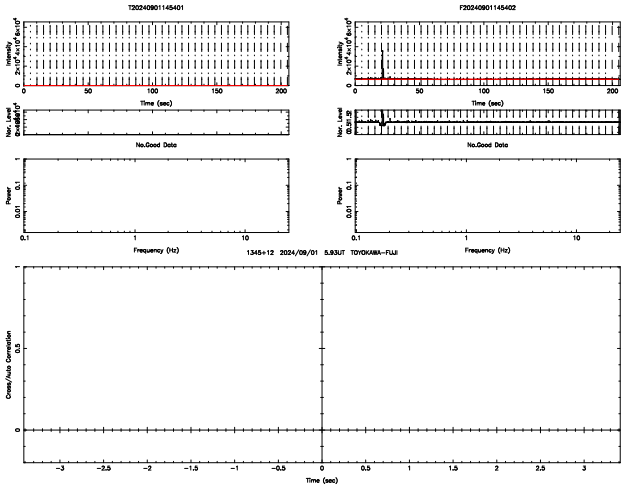
T20240901145401
F20240901145402
Intensity
Time (sec)
Nor. Level
No.Good Data
Power
Frequency (Hz)
1345+12 2024/09/01 5.93UT TOYOKAWA-FUJI
Cross/Auto Correlation

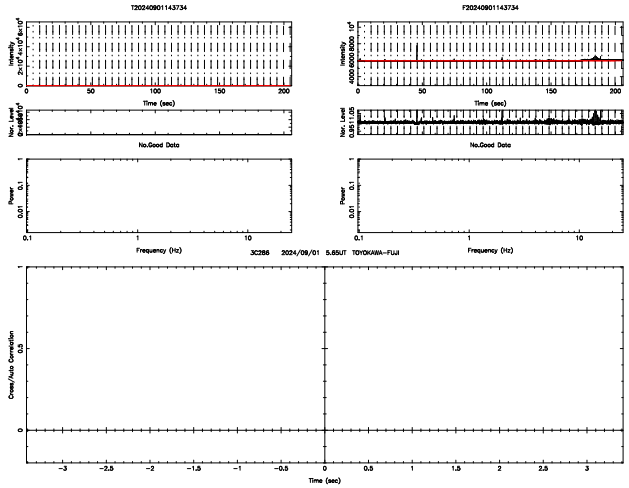
T20240901143734
F20240901143734
Intensity
Time (sec)
Nor. Level
No.Good Data
Power
Frequency (Hz)
3C286 2024/09/01 5.65UT TOYOKAWA-FUJI
Cross/Auto Correlation

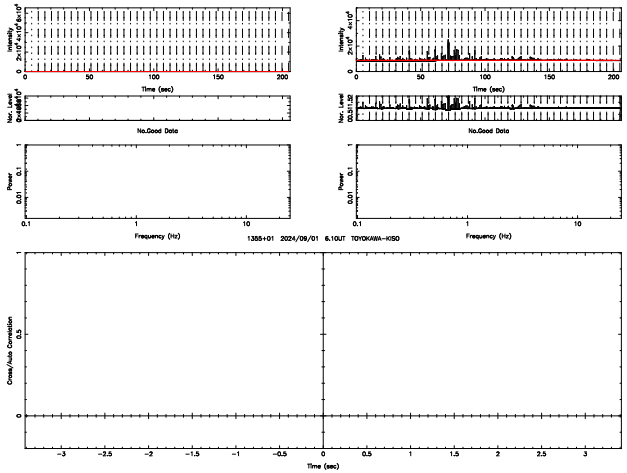
T20240901150421
K20240901150420
Intensity
Time (sec)
Nor. Level
No.Good Data
Power
Frequency (Hz)
1355+01 2024/09/01 6.10UT TOYOKAWA-KISO
Cross/Auto Correlation

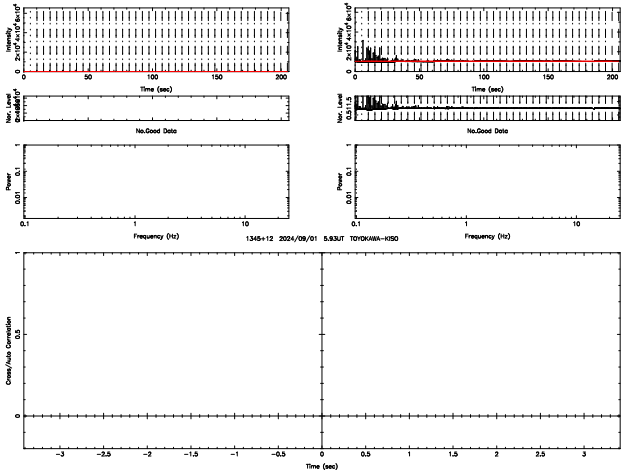
T20240901145401
K20240901145400
Intensity
Time (sec)
Nor. Level
No.Good Data
Power
Frequency (Hz)
1345+12 2024/09/01 5.93UT TOYOKAWA-KISO
Cross/Auto Correlation

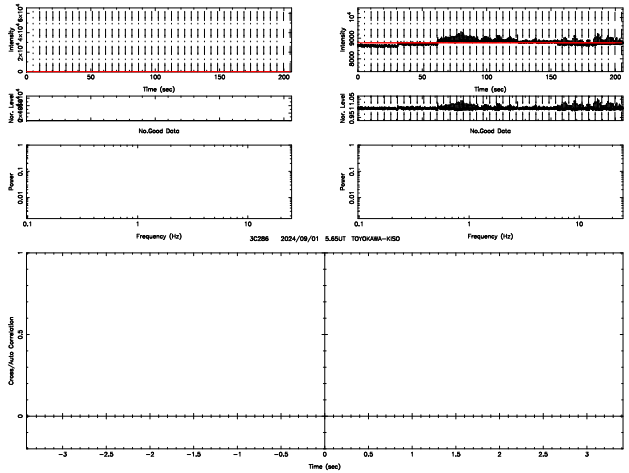
T20240901143734
K20240901143733
Intensity
Time (sec)
Nor. Level
No.Good Data
Power
Frequency (Hz)
3C286 2024/09/01 5.65UT TOYOKAWA-KISO
Cross/Auto Correlation

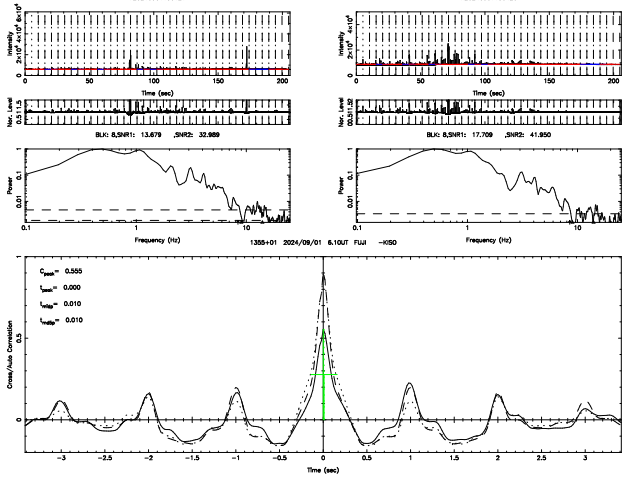
F20240901150421
K20240901150420
Intensity
Time (sec)
Nor. Level
BLK: 8,SNR1: 13.679 ,SNR2: 32.989
BLK: 8,SNR1: 17.709 ,SNR2: 41.950
Power
Frequency (Hz)
1355+01 2024/09/01 6.10UT FUJI -KISO
C_{peak}= 0.555
t_{peak}= 0.000
t_{edge}= 0.010
t_{width}= 0.010
Cross/Auto Correlation
Time (sec)

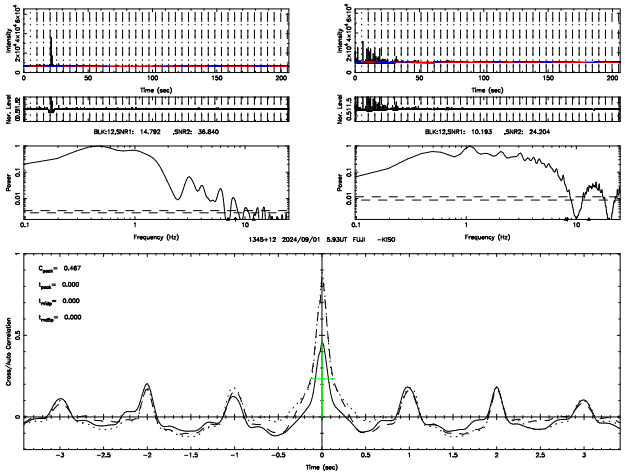
F20240901145402
K20240901145400
Intensity
Time (sec)
Nor. Level
BLK:12,SNR1: 14.792 ,SNR2: 36.840
BLK:12,SNR1: 10.193 ,SNR2: 24.304
Power
Frequency (Hz)
1345+12 2024/09/01 5.93UT FUJI -KISO
C_{peak}= 0.467
t_{peak}= 0.000
t_{edge}= 0.000
t_{width}= 0.000
Cross/Auto Correlation
Time (sec)

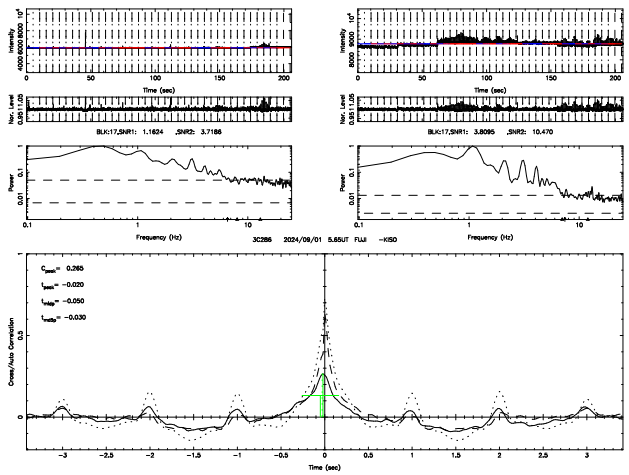
F20240901143734
K20240901143733
Intensity
Time (sec)
Nor. Level
BLK:17,SNR1: 1.1624 ,SNR2: 3.7186
BLK:17,SNR1: 3.8095 ,SNR2: 10.470
Power
Frequency (Hz)
3C286 2024/09/01 5.65UT FUJI -KISO
C_{peak}= 0.265
t_{peak}= −0.020
t_{edge}= −0.050
t_{width}= −0.030
Cross/Auto Correlation
Time (sec)

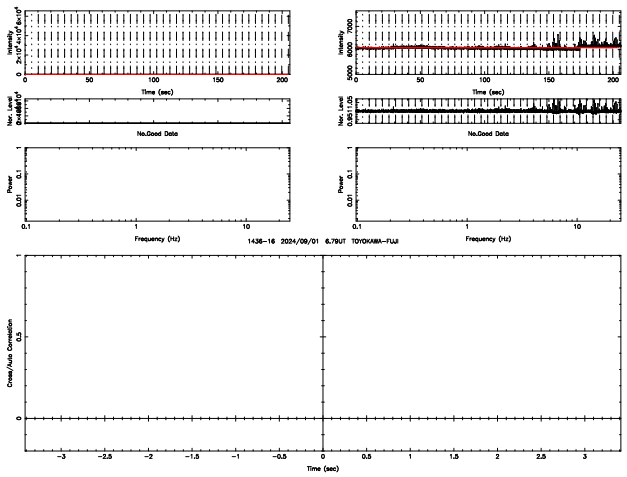
T20240901154557
F20240901154557
No.Good Data
1436-16 2024/09/01 6.79UT TOYOKAWA-FUJI

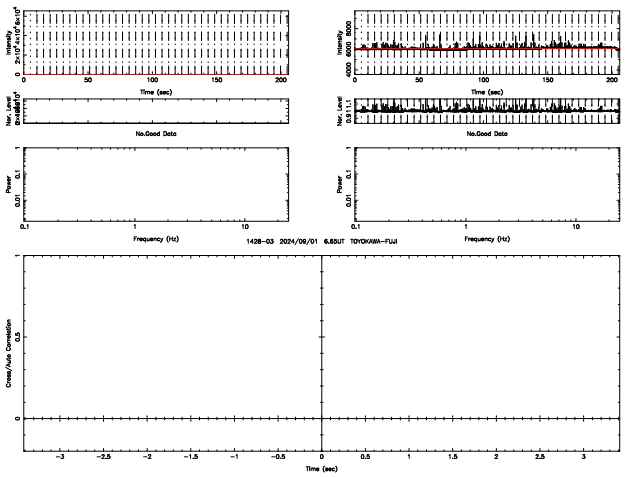
T20240901153716
F20240901153716
No.Good Data
1428-03 2024/09/01 6.65UT TOYOKAWA-FUJI

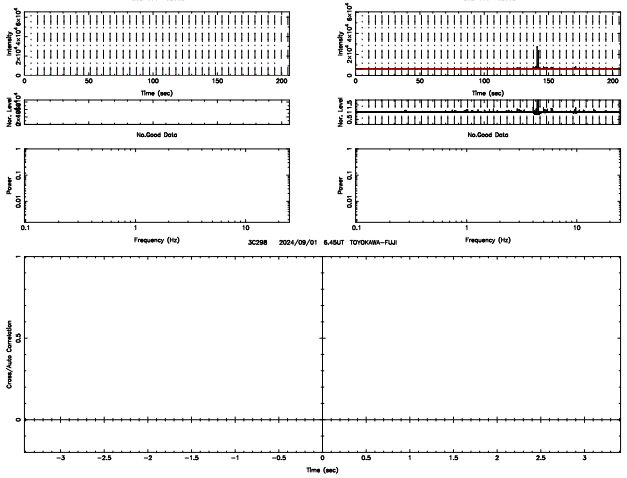
T20240901152532
F20240901152532
No.Good Data
3C298 2024/09/01 6.45UT TOYOKAWA-FUJI

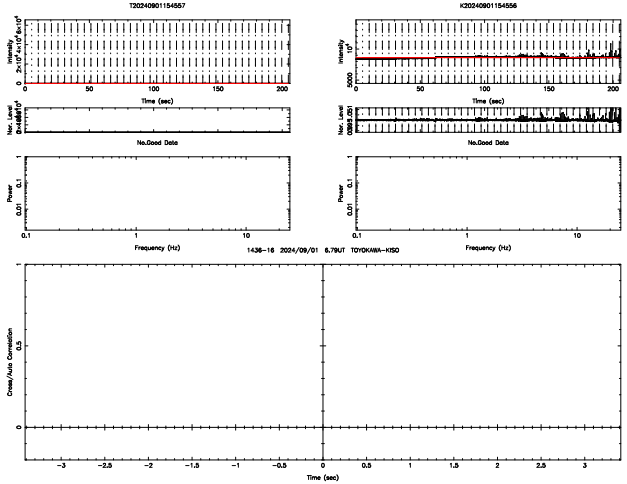
T20240901154557
K20240901154556
No.Good Data
1436-16 2024/09/01 6.79UT TOYOKAWA-KISO

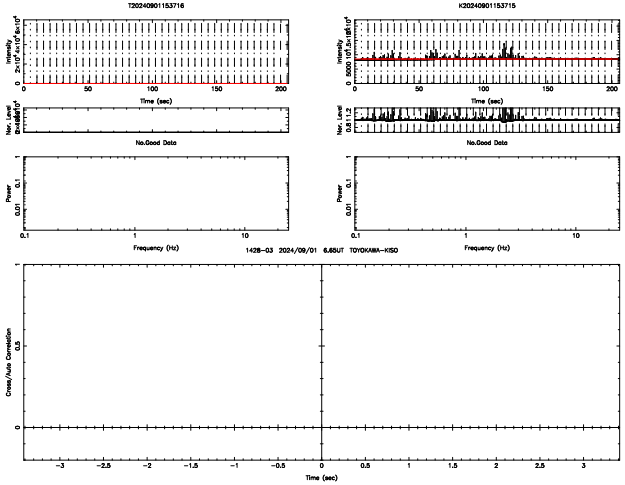
T20240901153716
K20240901153715
No.Good Data
1428-03 2024/09/01 6.65UT TOYOKAWA-KISO

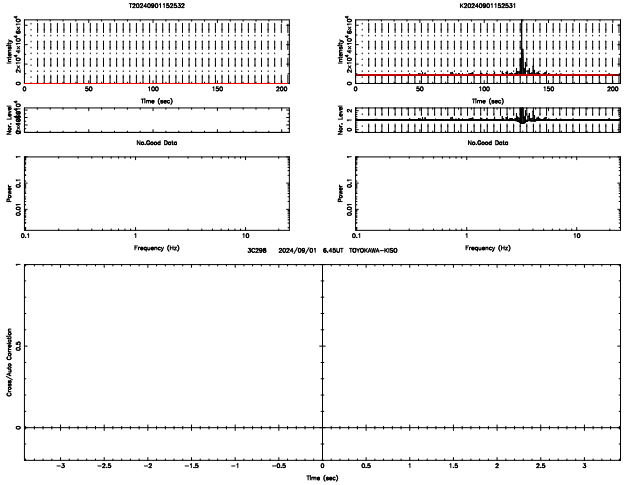
T20240901152532
K20240901152531
No.Good Data
3C298 2024/09/01 6.45UT TOYOKAWA-KISO

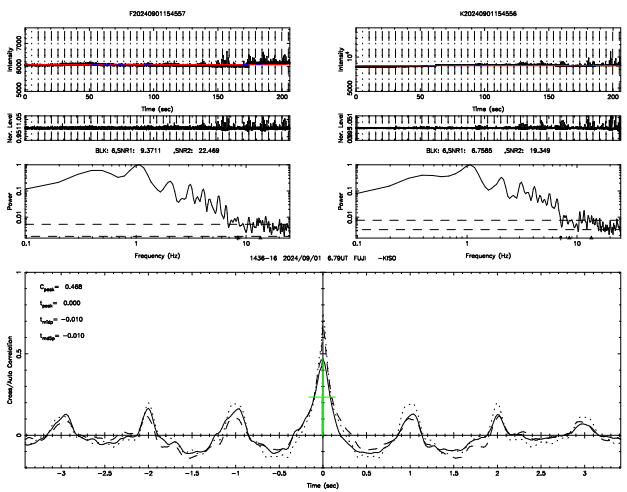
F20240901154557
K20240901154556
BLK: 8,SNR1: 9.3711 ,SNR2: 22.469
BLK: 8,SNR1: 6.7585 ,SNR2: 19.349
1436-16 2024/09/01 6.79UT FUJI -KISO
C_{peak}= 0.468
t_{peak}= 0.000
t_{edge}= -0.010
t_{edge}= -0.010

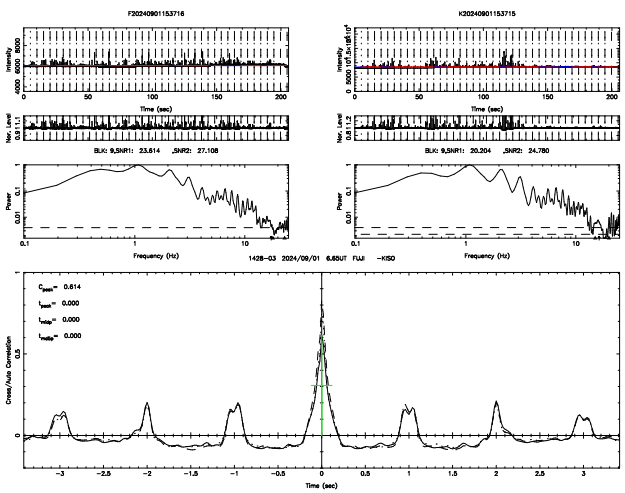
F20240901153716
K20240901153715
BLK: 9,SNR1: 23.614 ,SNR2: 27.108
BLK: 9,SNR1: 20.204 ,SNR2: 24.780
1428-03 2024/09/01 6.65UT FUJI -KISO
C_{peak}= 0.614
t_{peak}= 0.000
t_{edge}= 0.000
t_{edge}= 0.000

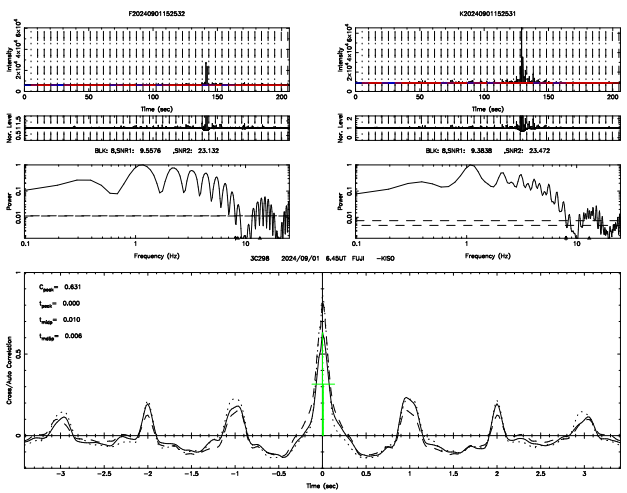
F20240901152532
K20240901152531
BLK: 8,SNR1: 9.5576 ,SNR2: 23.132
BLK: 8,SNR1: 9.3838 ,SNR2: 23.472
3C298 2024/09/01 6.45UT FUJI -KISO
C_{peak}= 0.631
t_{peak}= 0.000
t_{edge}= 0.010
t_{edge}= 0.006

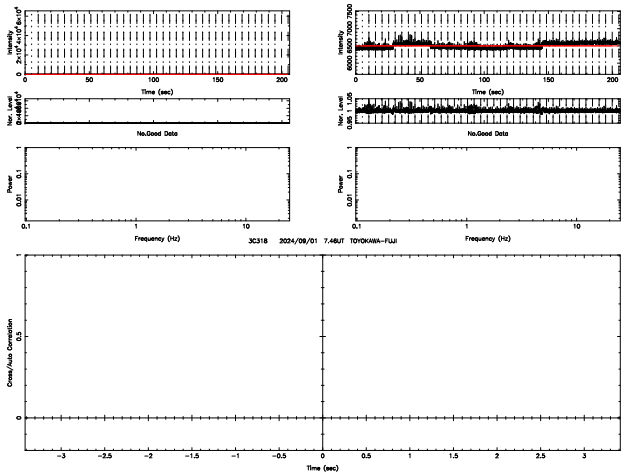
T20240901162612
F20240901162612
No.Good Data
3C318 2024/09/01 7.46UT TOYOKAWA-FUJI
Time (sec)
Frequency (Hz)
Cross/Auto Correlation

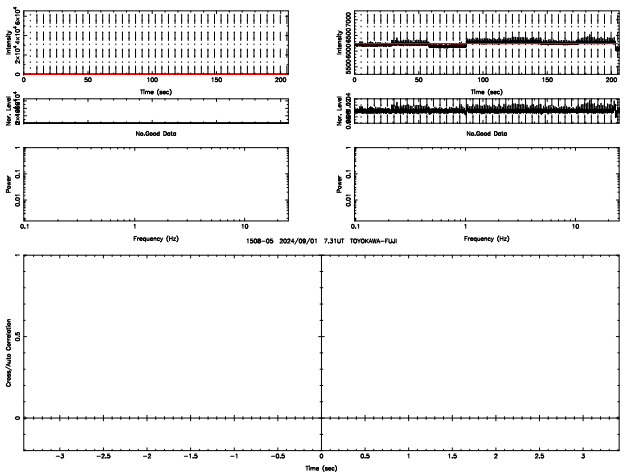
T20240901161712
F20240901161712
No.Good Data
1508-05 2024/09/01 7.31UT TOYOKAWA-FUJI
Time (sec)
Frequency (Hz)
Cross/Auto Correlation

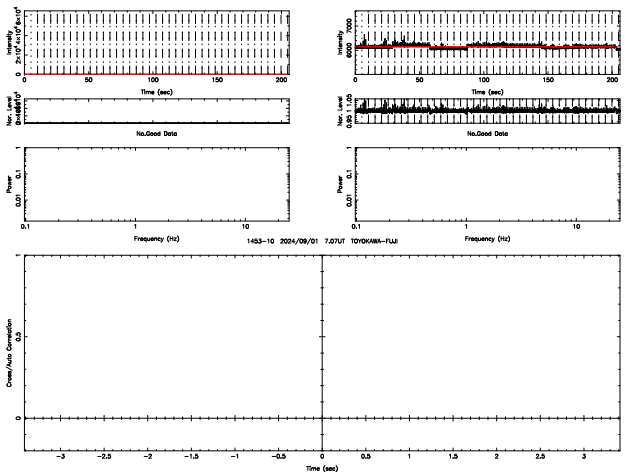
T20240901160220
F20240901160220
No.Good Data
1453-10 2024/09/01 7.07UT TOYOKAWA-FUJI
Time (sec)
Frequency (Hz)
Cross/Auto Correlation

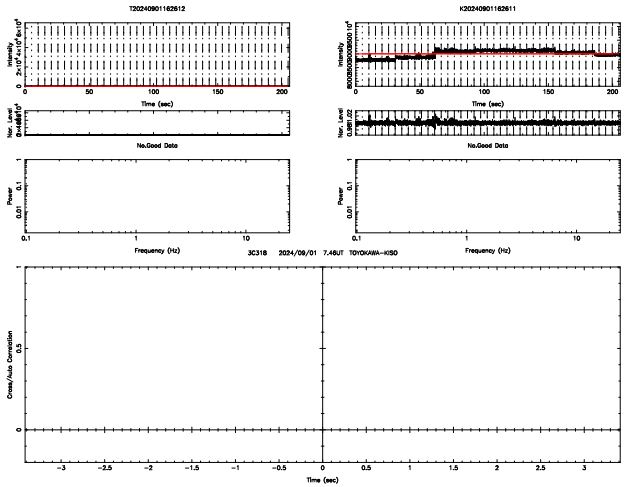
T20240901162612
K20240901162611
No.Good Data
3C318 2024/09/01 7.46UT TOYOKAWA-KISO
Time (sec)
Frequency (Hz)
Cross/Auto Correlation

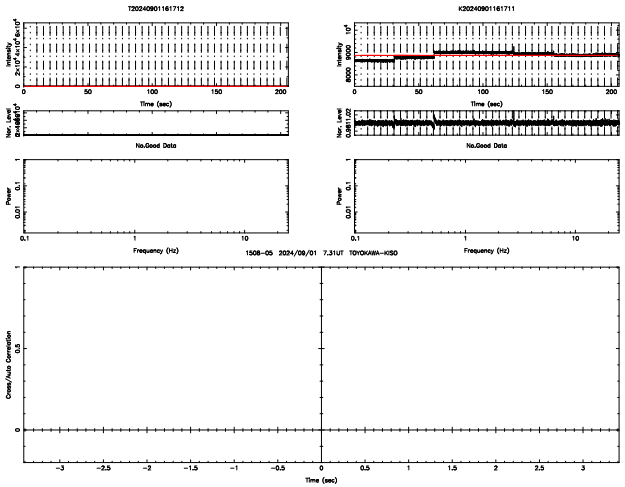
T20240901161712
K20240901161711
No.Good Data
1508-05 2024/09/01 7.31UT TOYOKAWA-KISO
Time (sec)
Frequency (Hz)
Cross/Auto Correlation

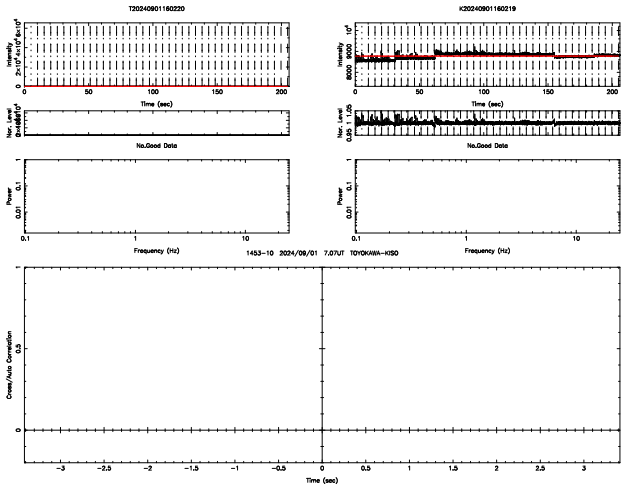
T20240901160220
K20240901160219
No.Good Data
1453-10 2024/09/01 7.07UT TOYOKAWA-KISO
Time (sec)
Frequency (Hz)
Cross/Auto Correlation

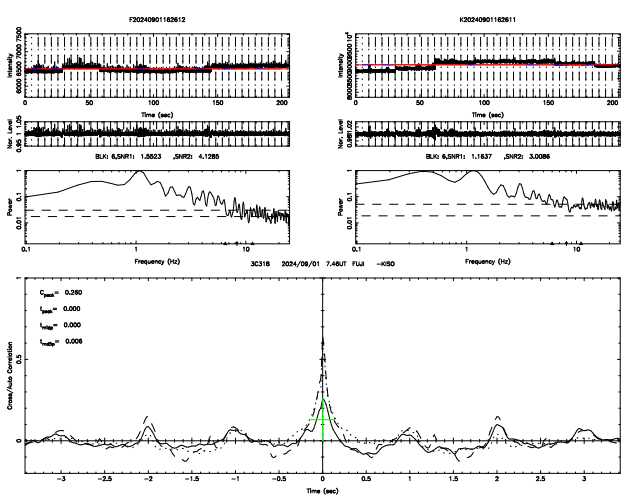
F20240901162612
K20240901162611
BLK: 6,SNR1: 1.5523 ,SNR2: 4.1285
BLK: 6,SNR1: 1.1637 ,SNR2: 3.0086
3C318 2024/09/01 7.46UT FUJI -KISO
Cpeak= 0.260
tpeak= 0.000
tstep= 0.000
tendp= 0.006
Time (sec)
Frequency (Hz)
Cross/Auto Correlation

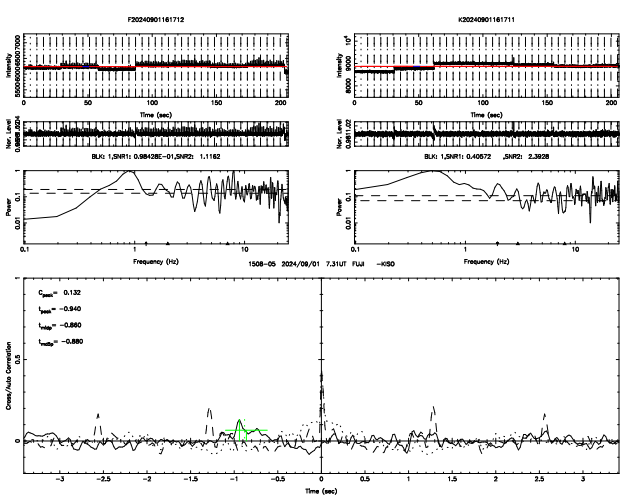
F20240901161712
K20240901161711
BLK: 1,SNR1: 0.98428E-01,SNR2: 1.1162
BLK: 1,SNR1: 0.40572 ,SNR2: 2.3928
1508-05 2024/09/01 7.31UT FUJI -KISO
Cpeak= 0.132
tpeak= -0.940
tstep= -0.860
tendp= -0.880
Time (sec)
Frequency (Hz)
Cross/Auto Correlation

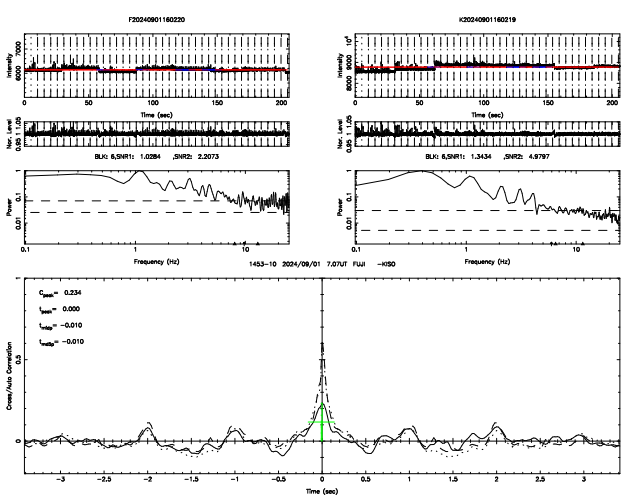
F20240901160220
K20240901160219
BLK: 6,SNR1: 1.0284 ,SNR2: 2.2073
BLK: 6,SNR1: 1.3434 ,SNR2: 4.9797
1453-10 2024/09/01 7.07UT FUJI -KISO
Cpeak= 0.234
tpeak= 0.000
tstep= -0.010
tendp= -0.010
Time (sec)
Frequency (Hz)
Cross/Auto Correlation

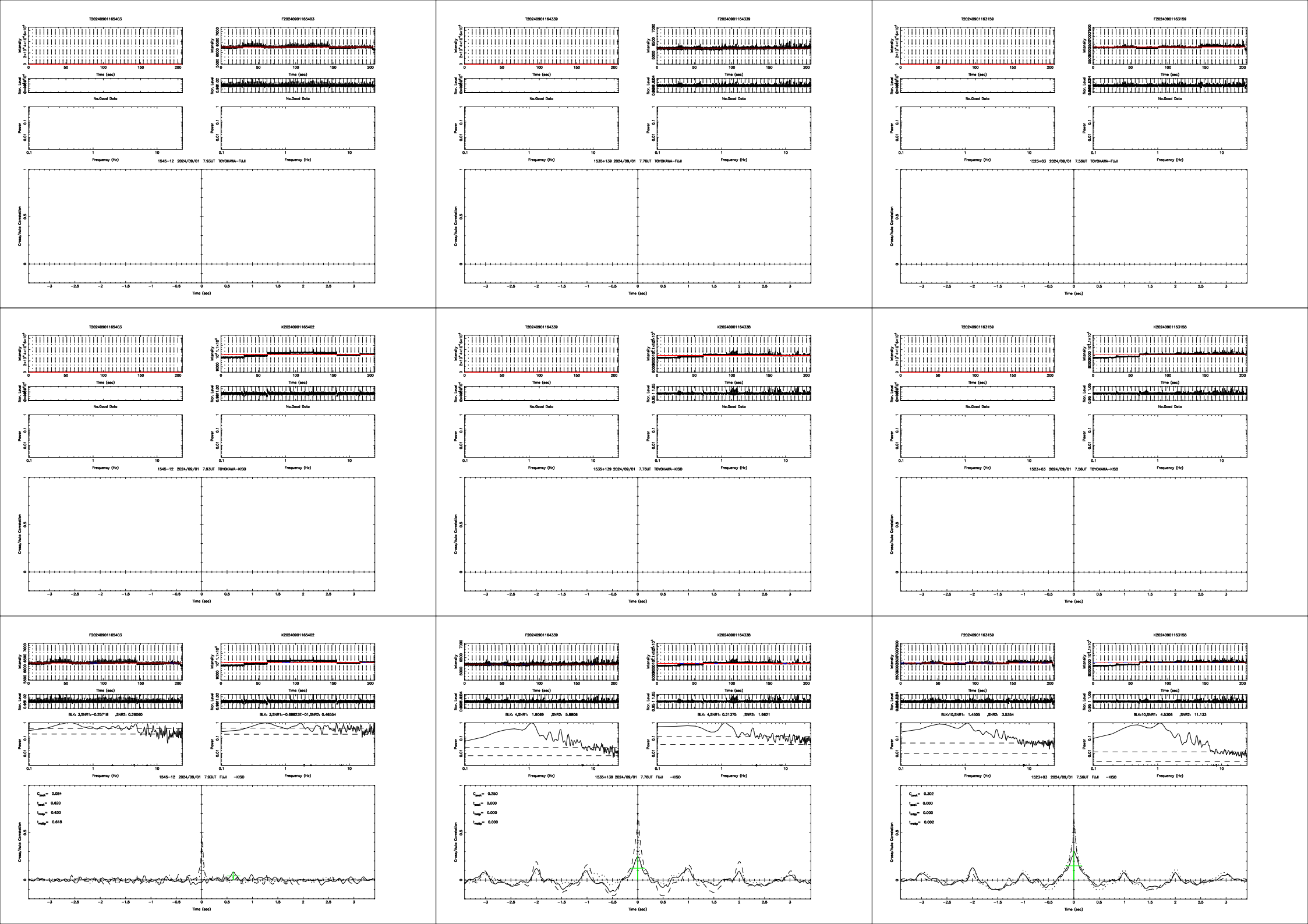
T20240901165403
F20240901165403
T20240901164339
F20240901164339
T20240901163159
F20240901163159
K20240901165402
K20240901164338
K20240901163158
Intensity
Nor. Level
No.Good Data
Power
Frequency (Hz)
Time (sec)
Cross/Auto Correlation
1545-12 2024/09/01 7.93UT TOYOKAWA-FUJI
1535+139 2024/09/01 7.78UT TOYOKAWA-FUJI
1523+03 2024/09/01 7.56UT TOYOKAWA-FUJI
1545-12 2024/09/01 7.93UT TOYOKAWA-KISO
1535+139 2024/09/01 7.78UT TOYOKAWA-KISO
1523+03 2024/09/01 7.56UT TOYOKAWA-KISO
BLK: 3,SNR1:-0.25718 ,SNR2: 0.26060
BLK: 3,SNR1:-0.68823E-01,SNR2: 0.46554
1545-12 2024/09/01 7.93UT FUJI -KISO
C_{peak}= 0.084
t_{peak}= 0.820
t_{stop}= 0.630
t_{width}= 0.618
BLK: 4,SNR1: 1.9069 ,SNR2: 5.8806
BLK: 4,SNR1: 0.21375 ,SNR2: 1.9621
1535+139 2024/09/01 7.78UT FUJI -KISO
C_{peak}= 0.250
t_{peak}= 0.000
t_{stop}= 0.000
t_{width}= 0.000
BLK:10,SNR1: 1.4505 ,SNR2: 3.5354
BLK:10,SNR1: 4.5306 ,SNR2: 11.133
1523+03 2024/09/01 7.56UT FUJI -KISO
C_{peak}= 0.302
t_{peak}= 0.000
t_{stop}= 0.000
t_{width}= 0.002

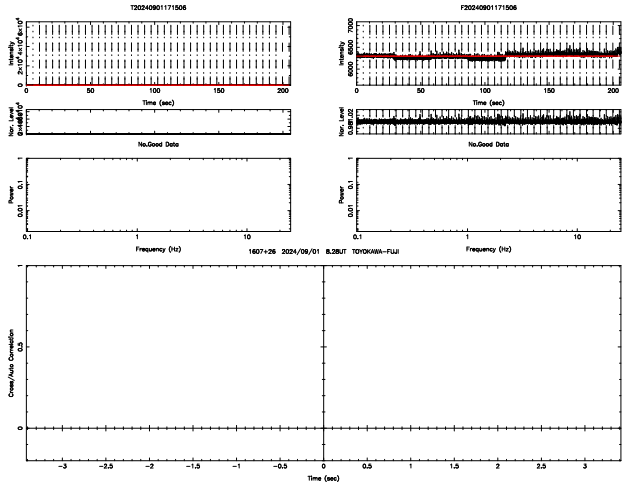
T20240901171506
F20240901171506
Intensity
Time (sec)
Nor. Level
No.Good Data
Power
Frequency (Hz)
1607+26 2024/09/01 8.28UT TOYOKAWA-FUJI
Cross/Auto Correlation
Time (sec)

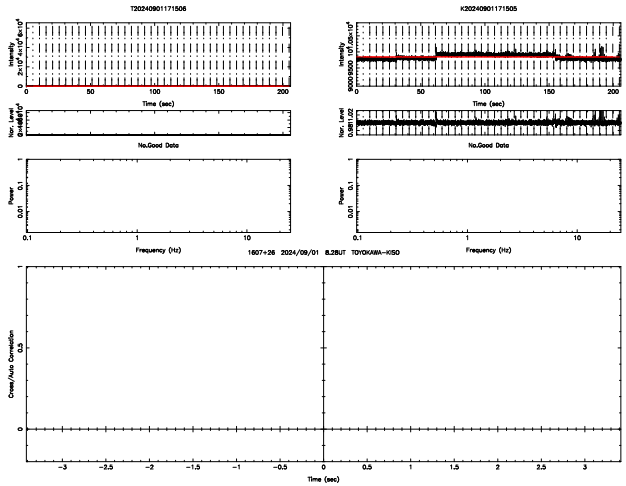
T20240901171506
K20240901171505
Intensity
Time (sec)
Nor. Level
No.Good Data
Power
Frequency (Hz)
1607+26 2024/09/01 8.28UT TOYOKAWA-KISO
Cross/Auto Correlation
Time (sec)

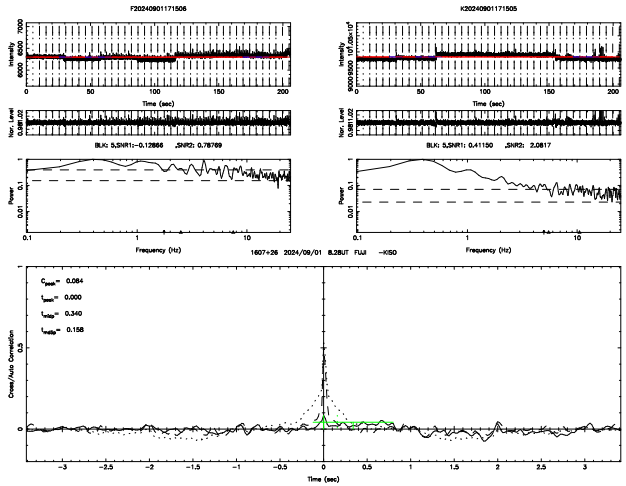
F20240901171506
K20240901171505
Intensity
Time (sec)
Nor. Level
BLK: 5,SNR1:-0.12866 ,SNR2: 0.78769
BLK: 5,SNR1: 0.41150 ,SNR2: 2.0817
Power
Frequency (Hz)
1607+26 2024/09/01 8.28UT FUJI -KISO
Cross/Auto Correlation
Time (sec)