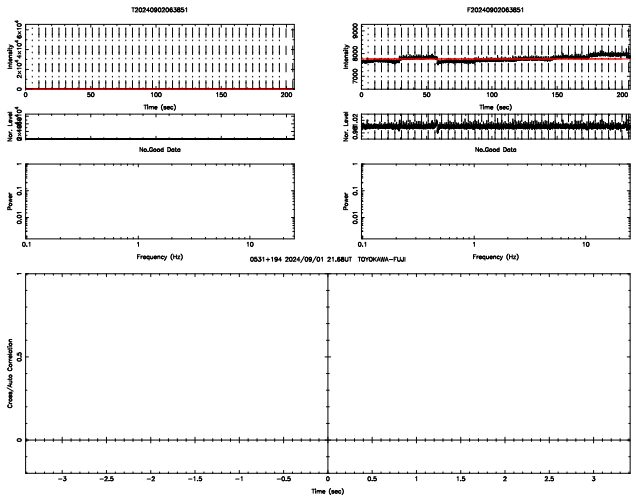
T20240902063851
F20240902063851
No.Good Data
0531+194 2024/09/01 21.68UT TOYOKAWA-FUJI

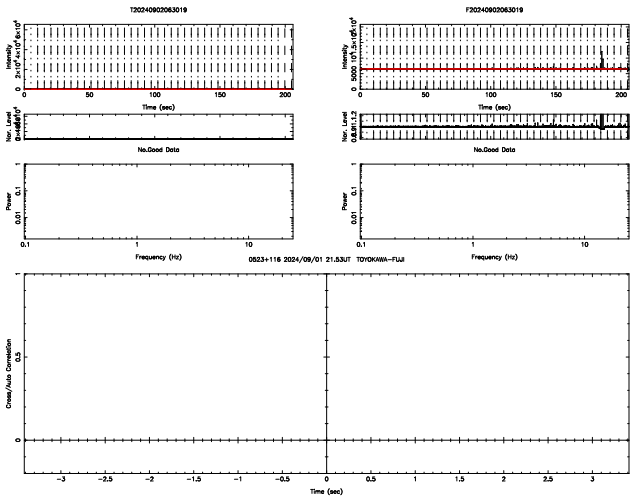
T20240902063019
F20240902063019
No.Good Data
0523+116 2024/09/01 21.53UT TOYOKAWA-FUJI

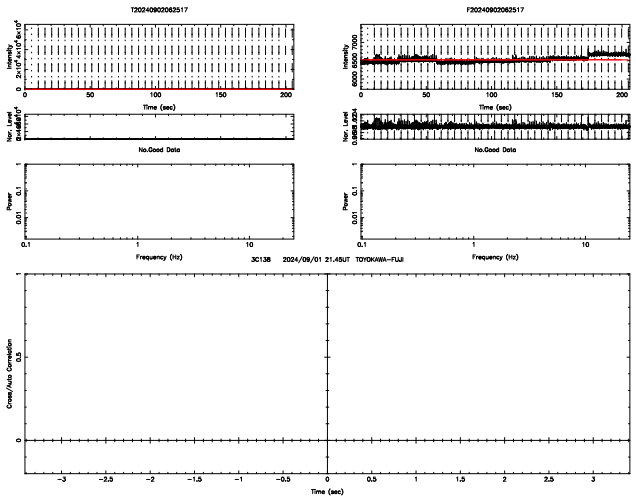
T20240902062517
F20240902062517
No.Good Data
3C138 2024/09/01 21.45UT TOYOKAWA-FUJI

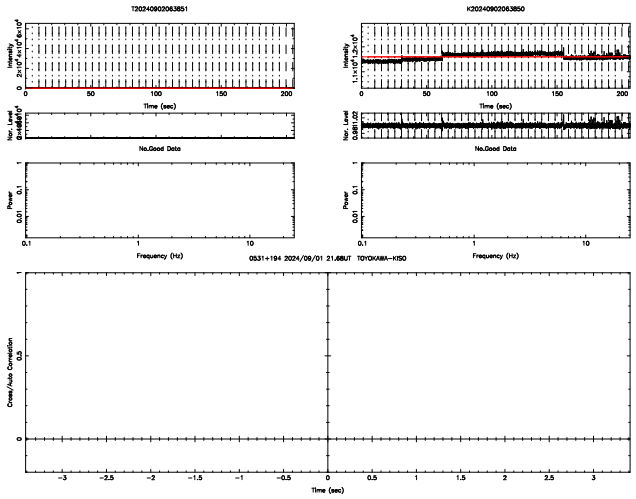
T20240902063851
K20240902063850
No.Good Data
0531+194 2024/09/01 21.68UT TOYOKAWA-KISO

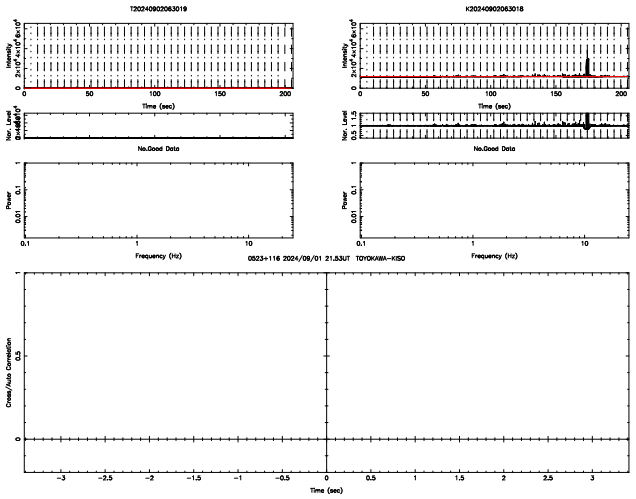
T20240902063019
K20240902063018
No.Good Data
0523+116 2024/09/01 21.53UT TOYOKAWA-KISO

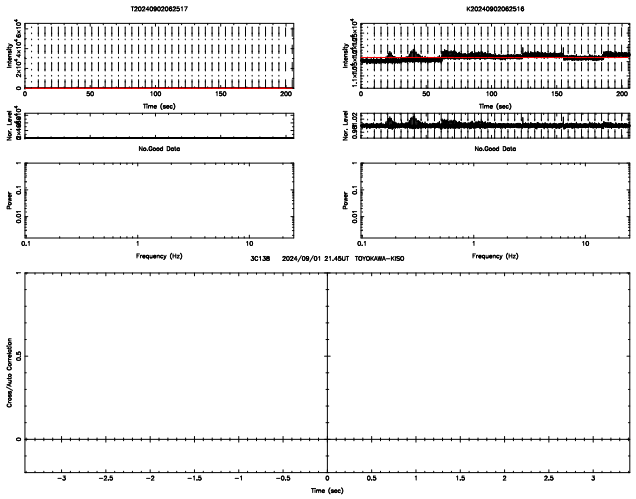
T20240902062517
K20240902062516
No.Good Data
3C138 2024/09/01 21.45UT TOYOKAWA-KISO

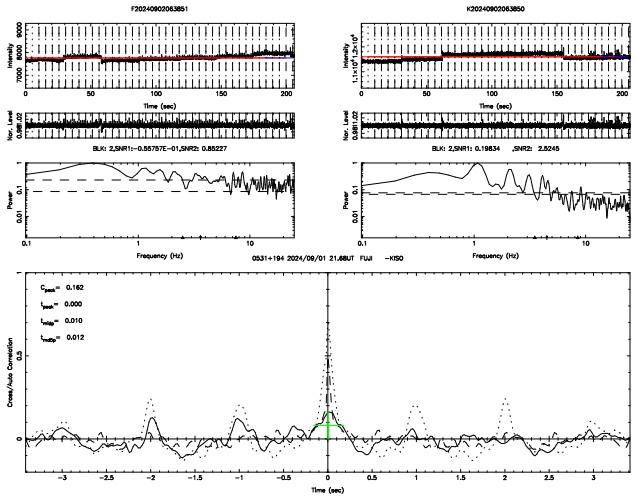
F20240902063851
K20240902063850
BLK: 2,SNR1:-0.55757E-01,SNR2: 0.85227
BLK: 2,SNR1: 0.19834 ,SNR2: 2.5245
0531+194 2024/09/01 21.68UT FUJI -KISO
C peak= 0.162
t peak= 0.000
t edge= 0.010
t edge= 0.012

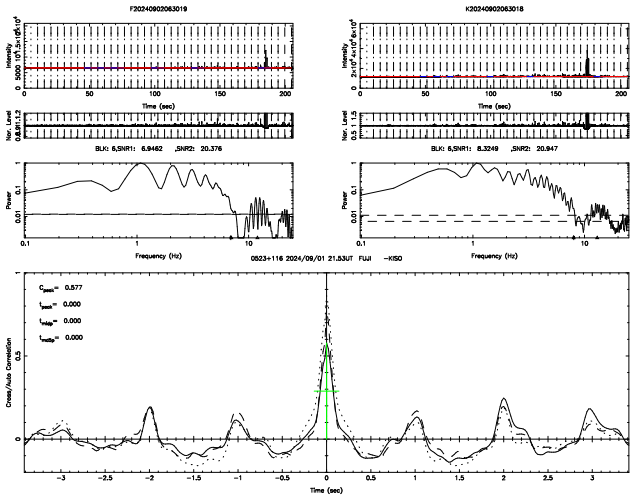
F20240902063019
K20240902063018
BLK: 5,SNR1: 6.9462 ,SNR2: 20.376
BLK: 5,SNR1: 8.3249 ,SNR2: 20.947
0523+116 2024/09/01 21.53UT FUJI -KISO
C peak= 0.577
t peak= 0.000
t edge= 0.000
t edge= 0.000

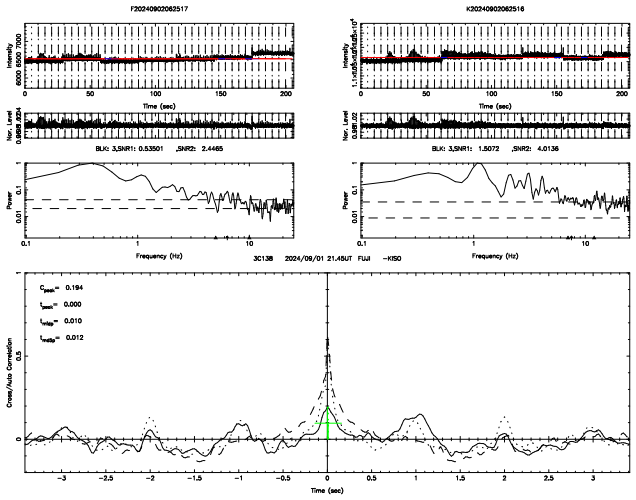
F20240902062517
K20240902062516
BLK: 3,SNR1: 0.53501 ,SNR2: 2.4465
BLK: 3,SNR1: 1.5072 ,SNR2: 4.0136
3C138 2024/09/01 21.45UT FUJI -KISO
C peak= 0.194
t peak= 0.000
t edge= 0.010
t edge= 0.012

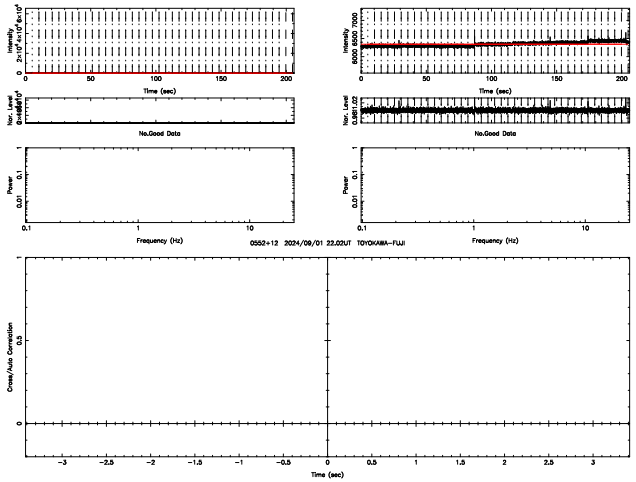
T20240902065932
F20240902065932
No.Good Data
0552+12 2024/09/01 22.02UT TOYOKAWA--FUJI

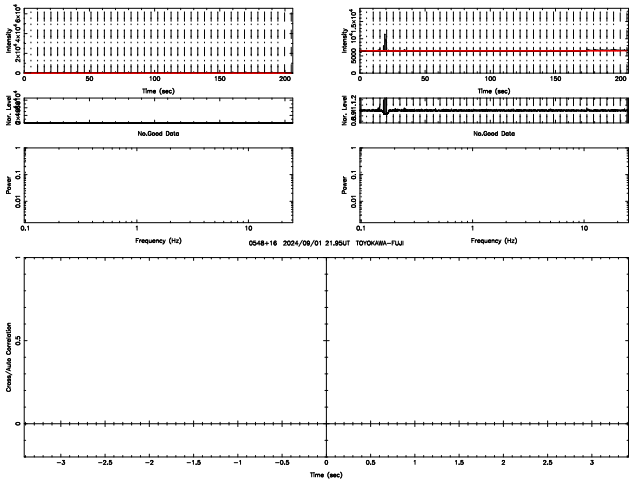
T20240902065522
F20240902065522
No.Good Data
0548+16 2024/09/01 21.95UT TOYOKAWA--FUJI

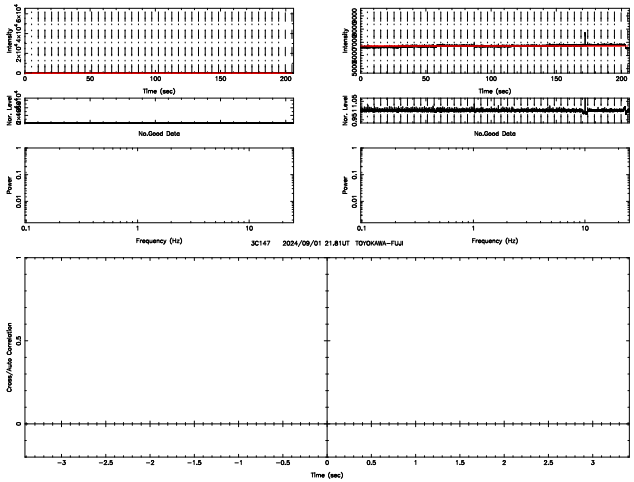
T20240902064710
F20240902064710
No.Good Data
3C147 2024/09/01 21.81UT TOYOKAWA--FUJI

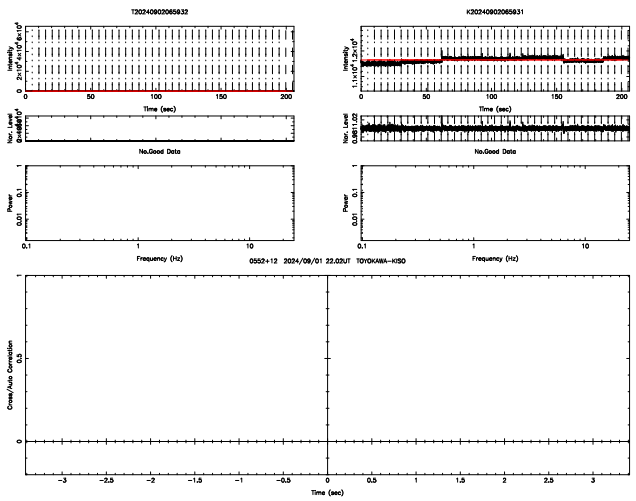
T20240902065932
K20240902065931
No.Good Data
0552+12 2024/09/01 22.02UT TOYOKAWA--KISO

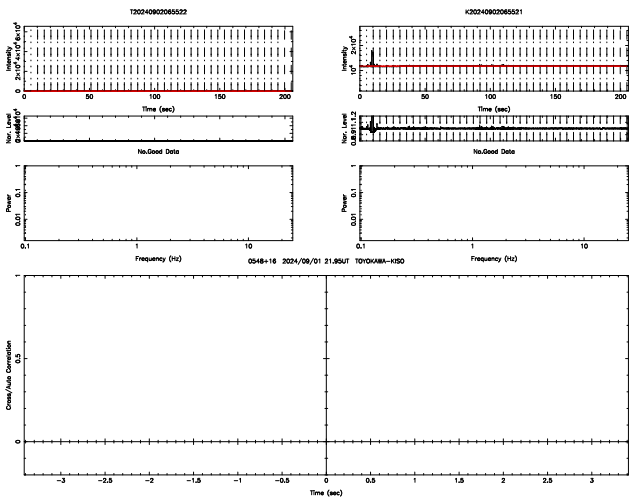
T20240902065522
K20240902065521
No.Good Data
0548+16 2024/09/01 21.95UT TOYOKAWA--KISO

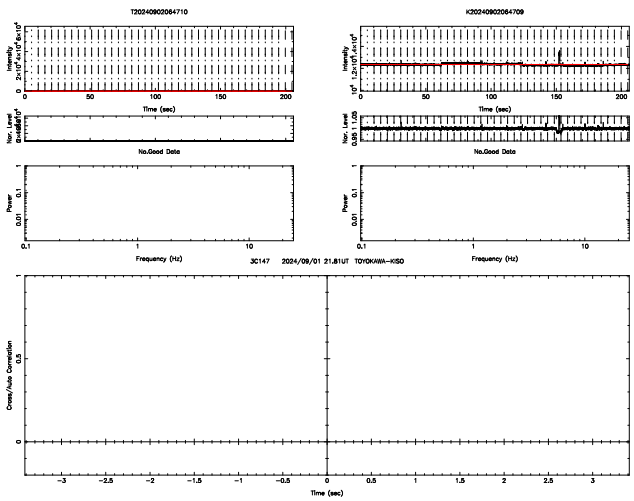
T20240902064710
K20240902064709
No.Good Data
3C147 2024/09/01 21.81UT TOYOKAWA--KISO

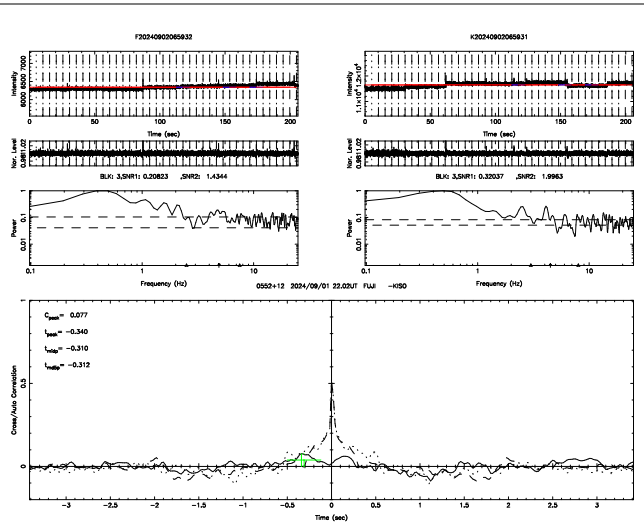
F20240902065932
K20240902065931
BLK: 3,SNR1: 0.20823 ,SNR2: 1.4344
BLK: 3,SNR1: 0.33037 ,SNR2: 1.9963
0552+12 2024/09/01 22.02UT FUJI --KISO
C peak = 0.077
t peak = −0.340
t relp = −0.310
t mdlp = −0.312

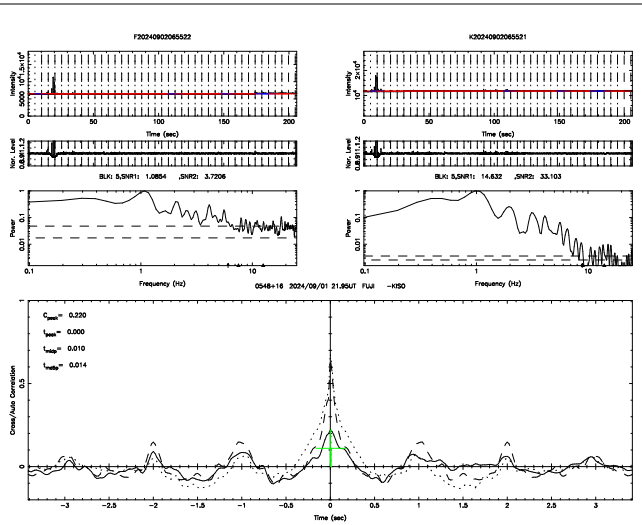
F20240902065522
K20240902065521
BLK: 5,SNR1: 1.0854 ,SNR2: 3.7206
BLK: 5,SNR1: 14.632 ,SNR2: 33.103
0548+16 2024/09/01 21.95UT FUJI --KISO
C peak = 0.220
t peak = 0.000
t relp = 0.010
t mdlp = 0.014

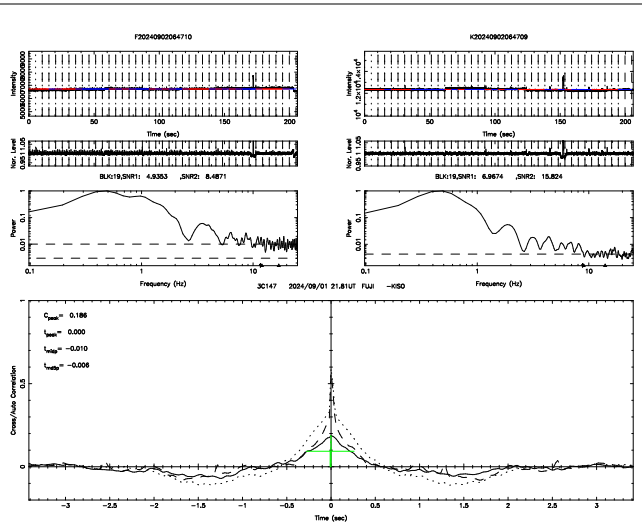
F20240902064710
K20240902064709
BLK:19,SNR1: 4.9353 ,SNR2: 8.4871
BLK:19,SNR1: 6.9674 ,SNR2: 15.824
3C147 2024/09/01 21.81UT FUJI --KISO
C peak = 0.186
t peak = 0.000
t relp = −0.010
t mdlp = −0.006

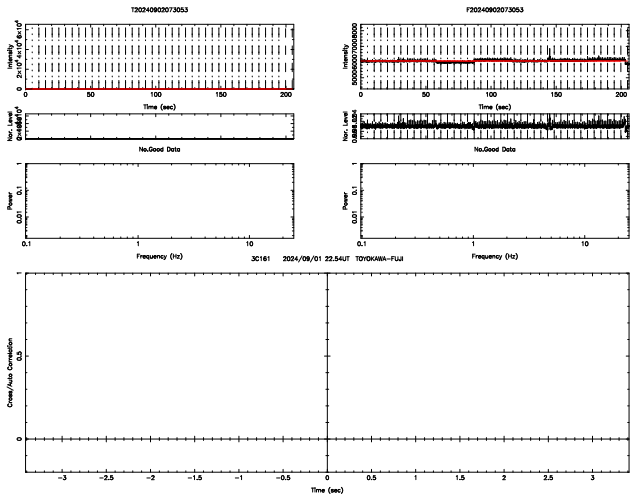
T20240902073053
F20240902073053
No.Good Data
3C161 2024/09/01 22.54UT TOYOKAWA-FUJI

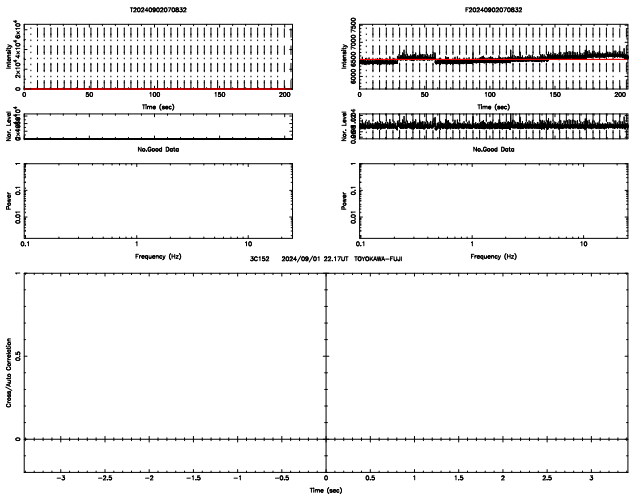
T20240902070832
F20240902070832
No.Good Data
3C152 2024/09/01 22.17UT TOYOKAWA-FUJI

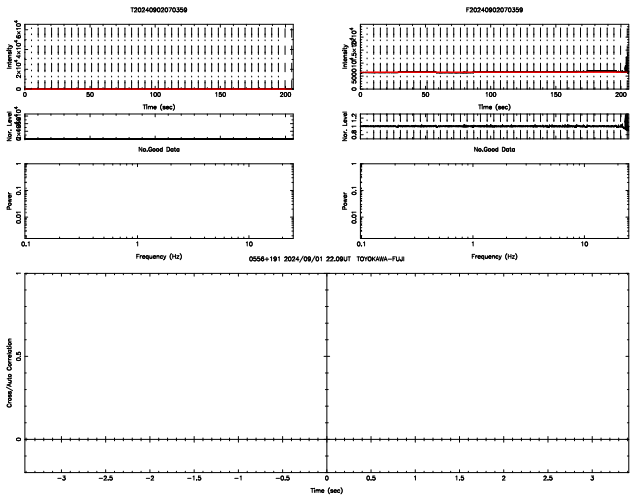
T20240902070359
F20240902070359
No.Good Data
0556+191 2024/09/01 22.09UT TOYOKAWA-FUJI

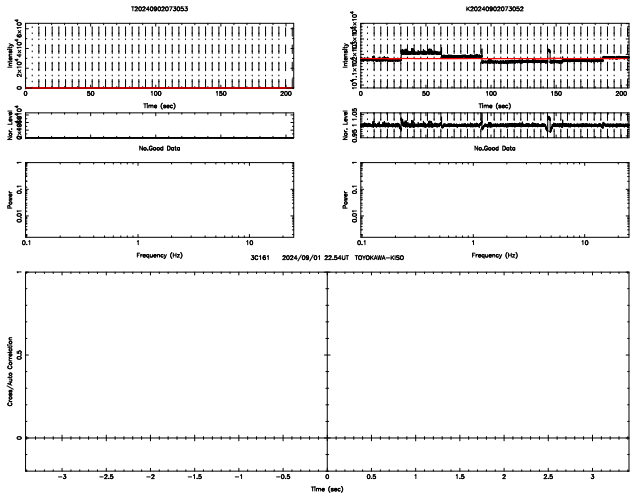
T20240902073053
K20240902073052
No.Good Data
3C161 2024/09/01 22.54UT TOYOKAWA-KISO

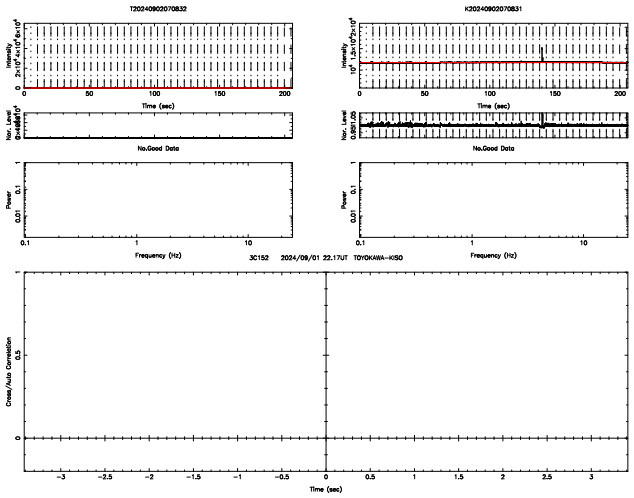
T20240902070832
K20240902070831
No.Good Data
3C152 2024/09/01 22.17UT TOYOKAWA-KISO

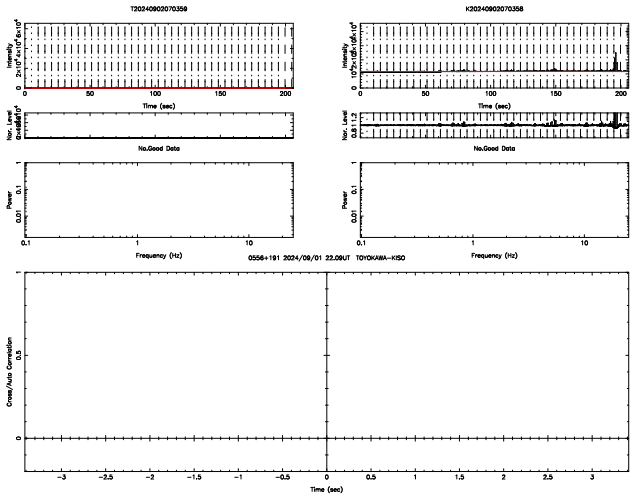
T20240902070359
K20240902070358
No.Good Data
0556+191 2024/09/01 22.09UT TOYOKAWA-KISO

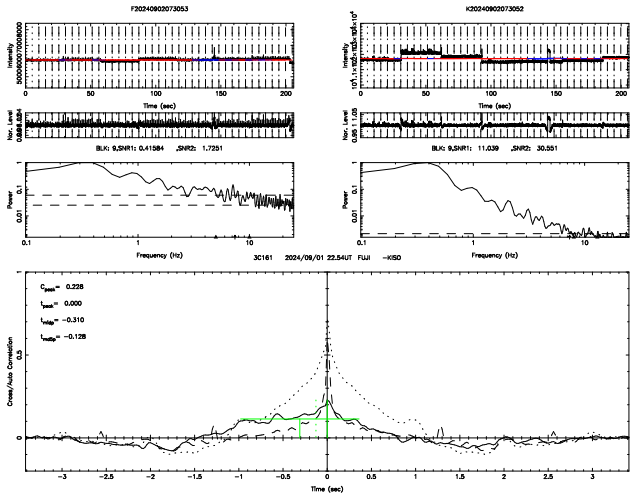
F20240902073053
K20240902073052
BLK: 9,SNR1: 0.41584 ,SNR2: 1.7251
BLK: 9,SNR1: 11.039 ,SNR2: 30.551
3C161 2024/09/01 22.54UT FUJI -KISO
C peak = 0.228
t peak = 0.000
t relay = -0.310
t delay = -0.128

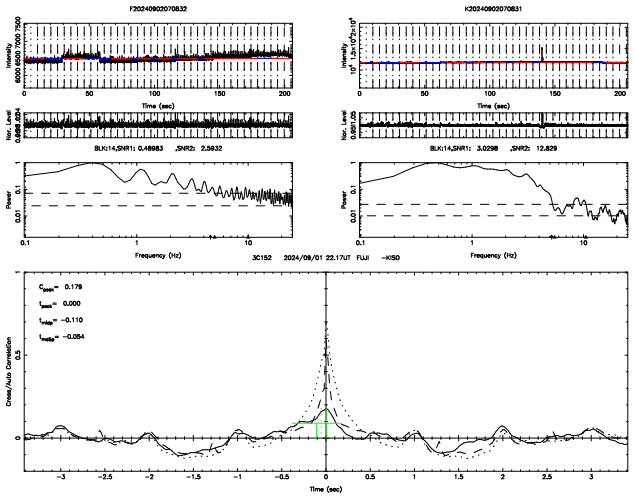
F20240902070832
K20240902070831
BLK:14,SNR1: 0.48983 ,SNR2: 2.5932
BLK:14,SNR1: 3.0298 ,SNR2: 12.829
3C152 2024/09/01 22.17UT FUJI -KISO
C peak = 0.179
t peak = 0.000
t relay = -0.110
t delay = -0.054

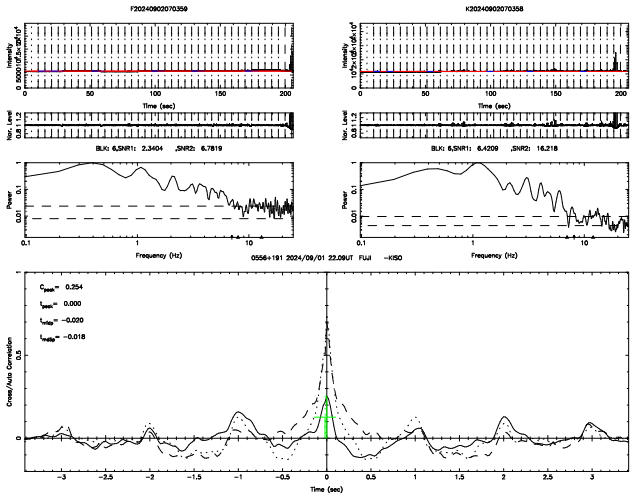
F20240902070359
K20240902070358
BLK: 6,SNR1: 2.3404 ,SNR2: 6.7819
BLK: 6,SNR1: 6.4209 ,SNR2: 16.218
0556+191 2024/09/01 22.09UT FUJI -KISO
C peak = 0.254
t peak = 0.000
t relay = -0.020
t delay = -0.018

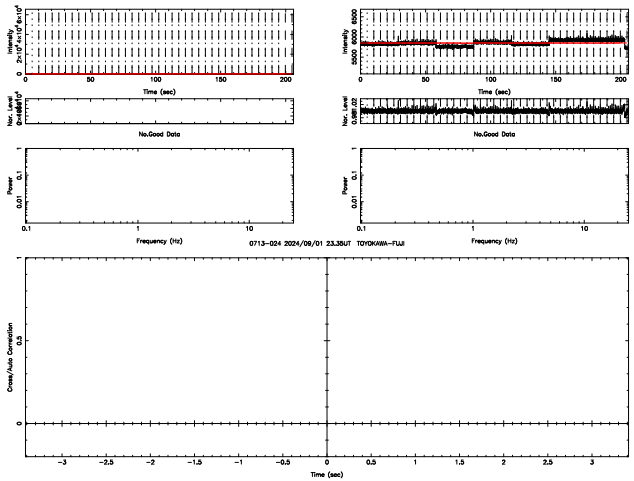
T20240902081925
F20240902081925
0713−024 2024/09/01 23.35UT TOYOKAWA−FUJI

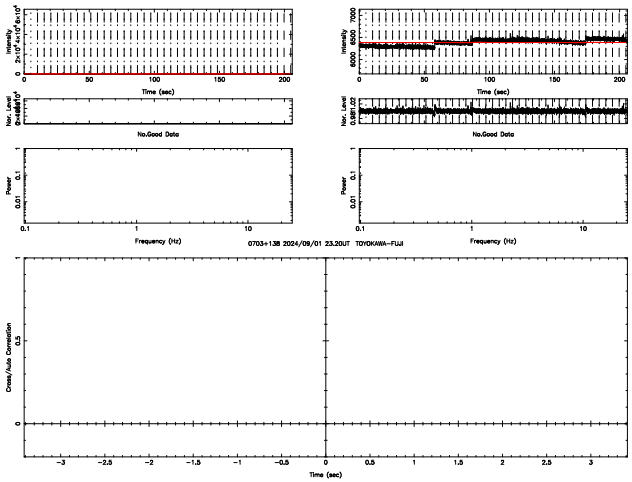
T20240902081002
F20240902081002
0703+138 2024/09/01 23.20UT TOYOKAWA−FUJI

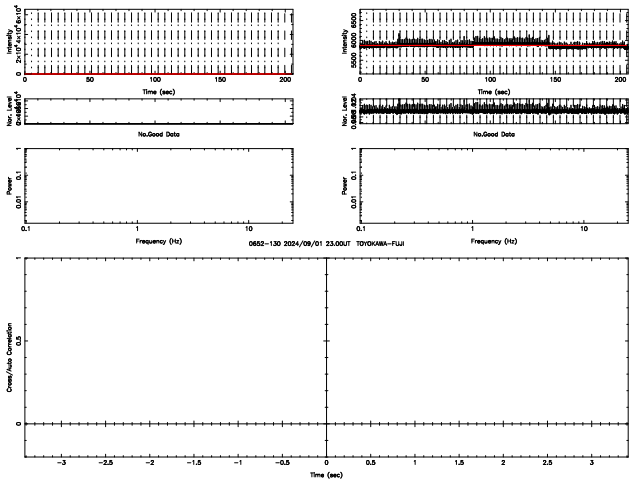
T20240902075826
F20240902075826
0652−130 2024/09/01 23.00UT TOYOKAWA−FUJI

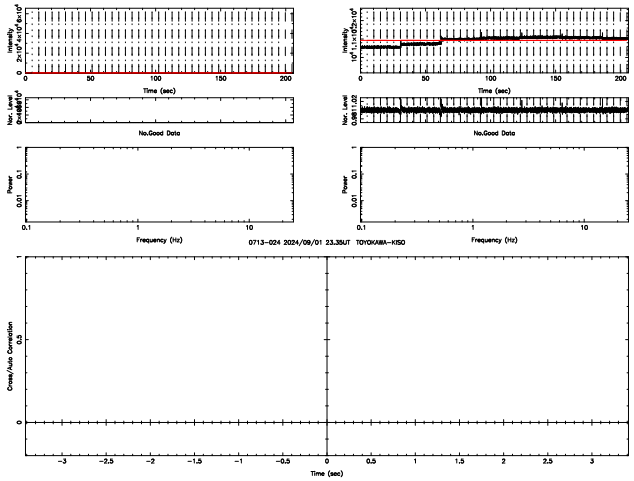
T20240902081925
K20240902081924
0713−024 2024/09/01 23.35UT TOYOKAWA−KISO

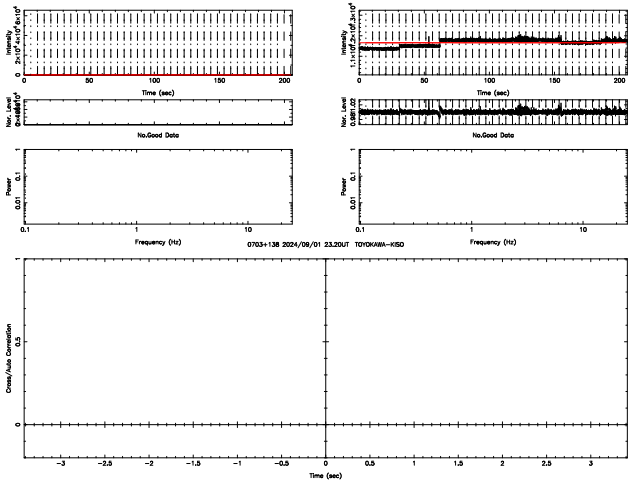
T20240902081002
K20240902081001
0703+138 2024/09/01 23.20UT TOYOKAWA−KISO

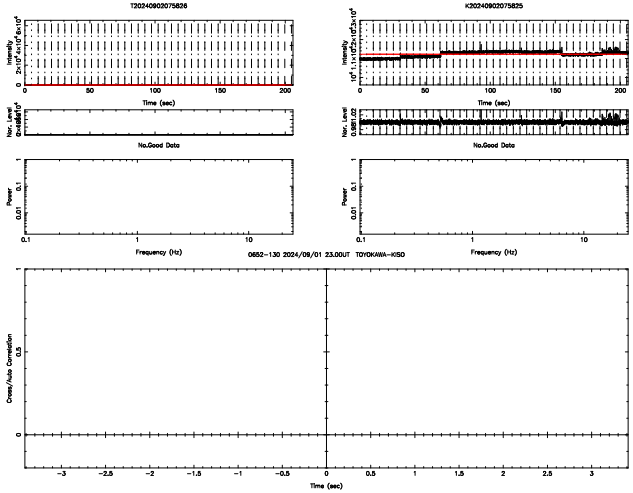
T20240902075826
K20240902075825
0652−130 2024/09/01 23.00UT TOYOKAWA−KISO

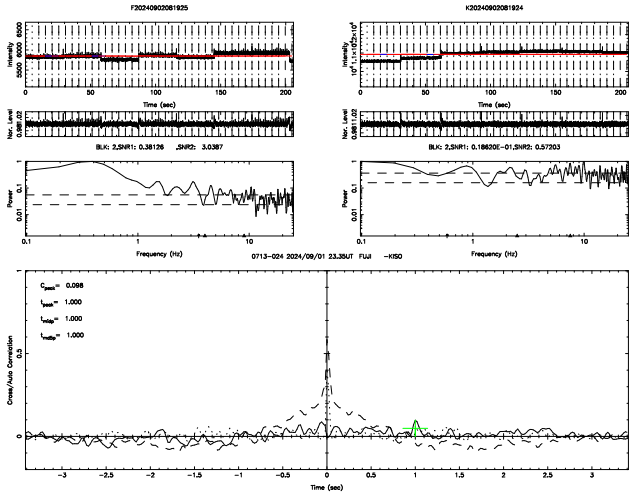
F20240902081925
K20240902081924
BLK: 2,SNR1: 0.38126 ,SNR2: 3.0387
BLK: 2,SNR1: 0.18620E−01,SNR2: 0.57203
0713−024 2024/09/01 23.35UT FUJI −KISO
C_peak= 0.098
t_peak= 1.000
t_edge= 1.000
t_edge'= 1.000

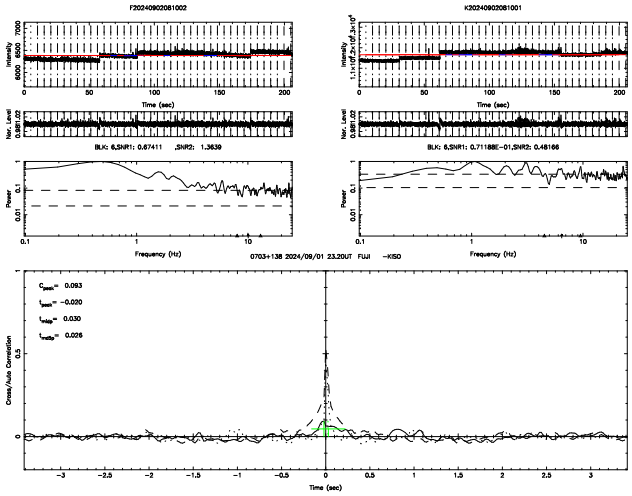
F20240902081002
K20240902081001
BLK: 6,SNR1: 0.67411 ,SNR2: 1.3639
BLK: 6,SNR1: 0.71188E−01,SNR2: 0.48166
0703+138 2024/09/01 23.20UT FUJI −KISO
C_peak= 0.093
t_peak= −0.020
t_edge= 0.030
t_edge'= 0.026

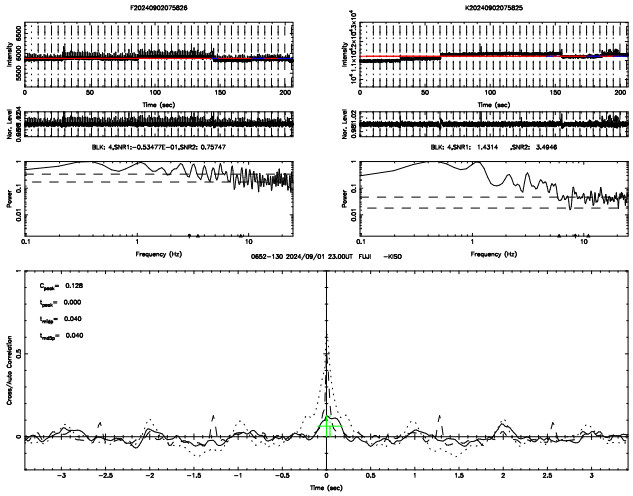
F20240902075826
K20240902075825
BLK: 4,SNR1:−0.53477E−01,SNR2: 0.75747
BLK: 4,SNR1: 1.4314 ,SNR2: 3.4946
0652−130 2024/09/01 23.00UT FUJI −KISO
C_peak= 0.128
t_peak= 0.000
t_edge= 0.040
t_edge'= 0.040

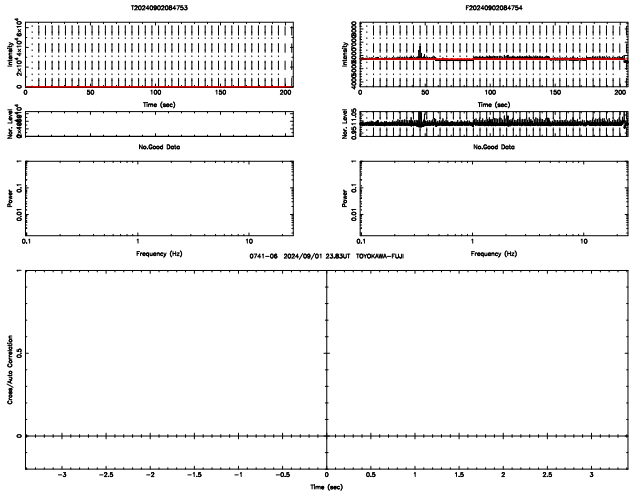
T20240902084753
F20240902084754
No.Good Data
0741-06 2024/09/01 23.83UT TOYOKAWA-FUJI

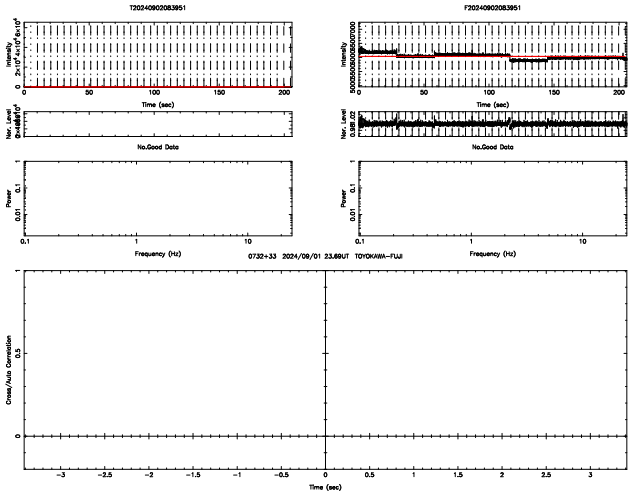
T20240902083951
F20240902083951
No.Good Data
0732+33 2024/09/01 23.69UT TOYOKAWA-FUJI

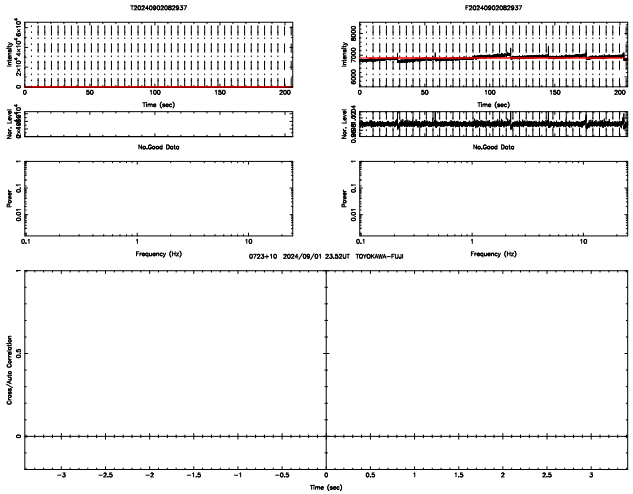
T20240902082937
F20240902082937
No.Good Data
0723+10 2024/09/01 23.52UT TOYOKAWA-FUJI

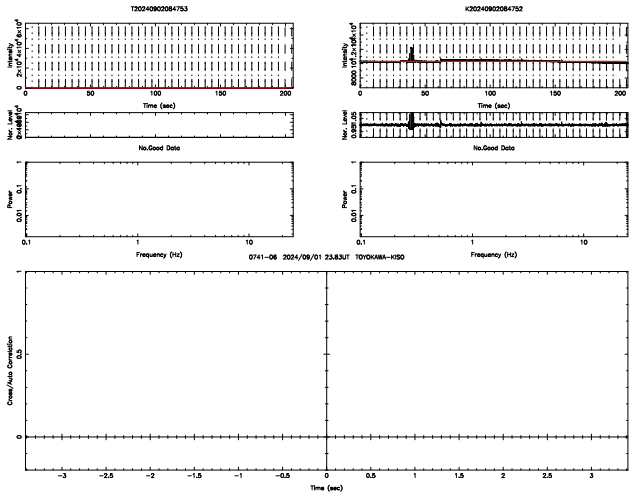
T20240902084753
K20240902084752
No.Good Data
0741-06 2024/09/01 23.83UT TOYOKAWA-KISO

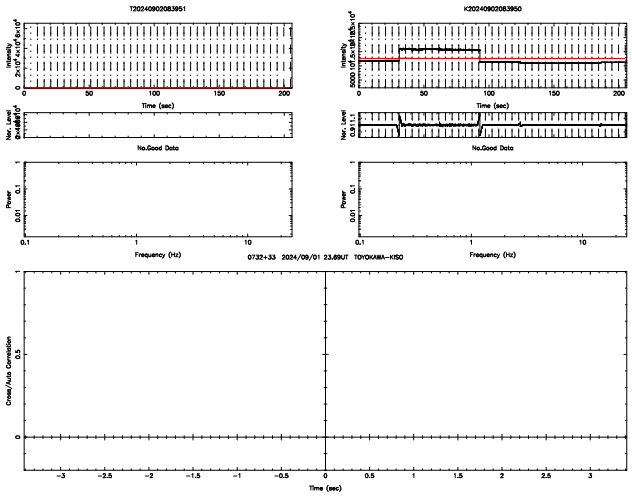
T20240902083951
K20240902083950
No.Good Data
0732+33 2024/09/01 23.69UT TOYOKAWA-KISO

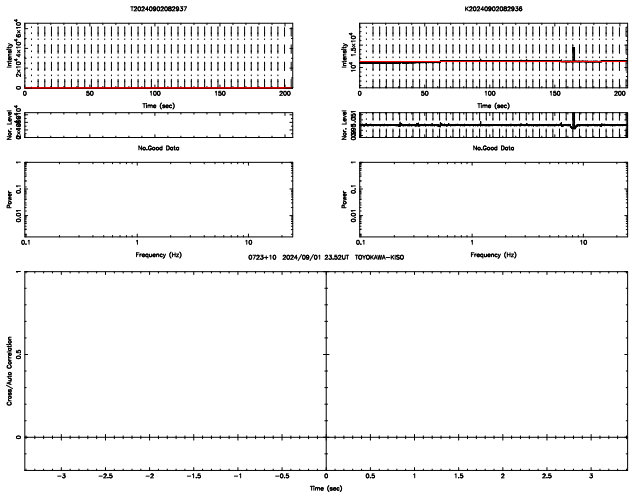
T20240902082937
K20240902082936
No.Good Data
0723+10 2024/09/01 23.52UT TOYOKAWA-KISO

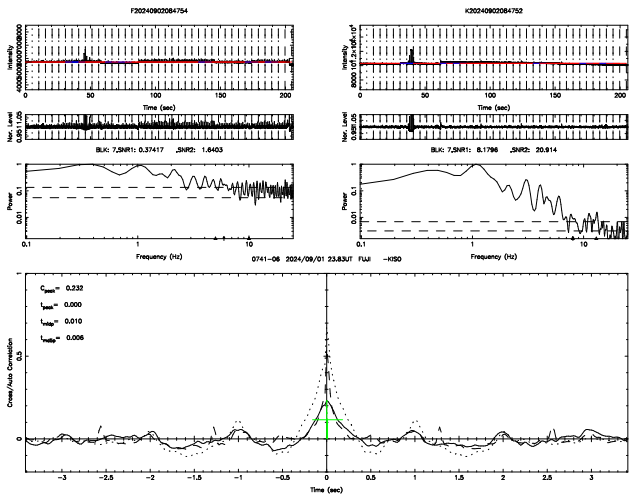
F20240902084754
K20240902084752
BLK: 7,SNR1: 0.37417 ,SNR2: 1.6403
BLK: 7,SNR1: 5.1796 ,SNR2: 20.914
0741-06 2024/09/01 23.83UT FUJI -KISO
C_{peak}= 0.232
t_{peak}= 0.000
t_{rise}= 0.010
t_{mid}= 0.006

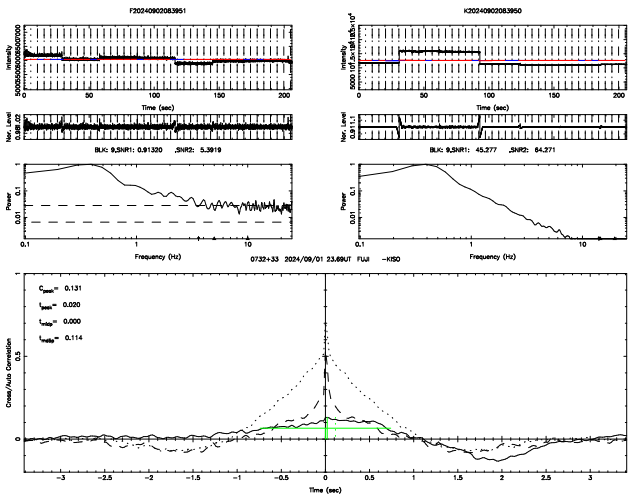
F20240902083951
K20240902083950
BLK: 9,SNR1: 0.91320 ,SNR2: 5.3919
BLK: 9,SNR1: 45.277 ,SNR2: 64.271
0732+33 2024/09/01 23.69UT FUJI -KISO
C_{peak}= 0.131
t_{peak}= 0.000
t_{rise}= 0.000
t_{mid}= 0.114

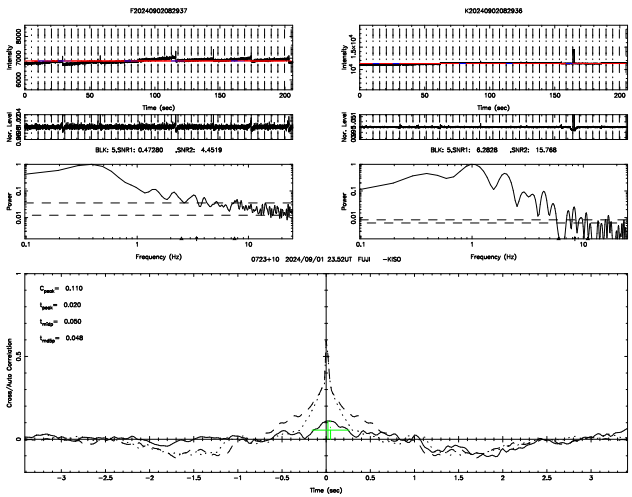
F20240902082937
K20240902082936
BLK: 5,SNR1: 0.47280 ,SNR2: 4.4519
BLK: 5,SNR1: 6.2828 ,SNR2: 15.768
0723+10 2024/09/01 23.52UT FUJI -KISO
C_{peak}= 0.110
t_{peak}= 0.020
t_{rise}= 0.050
t_{mid}= 0.048

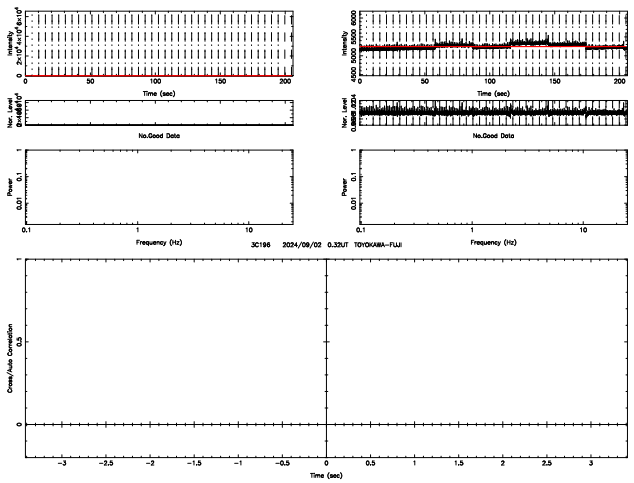
T20240902091737
F20240902091737
No.Good Data
3C196 2024/09/02 0.33UT TOYOKAWA-FUJI

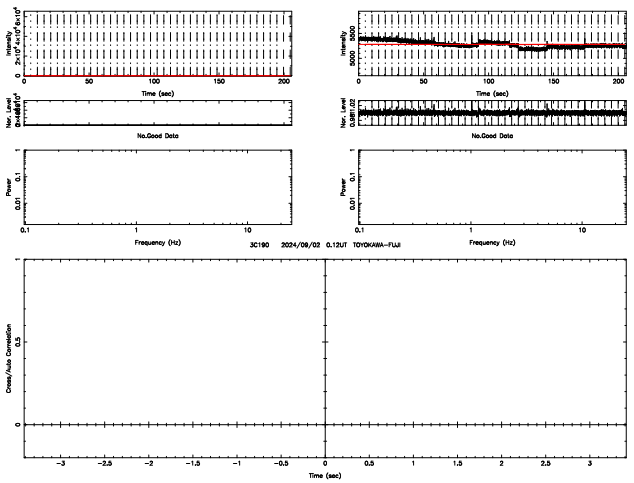
T20240902090513
F20240902090513
No.Good Data
3C190 2024/09/02 0.12UT TOYOKAWA-FUJI

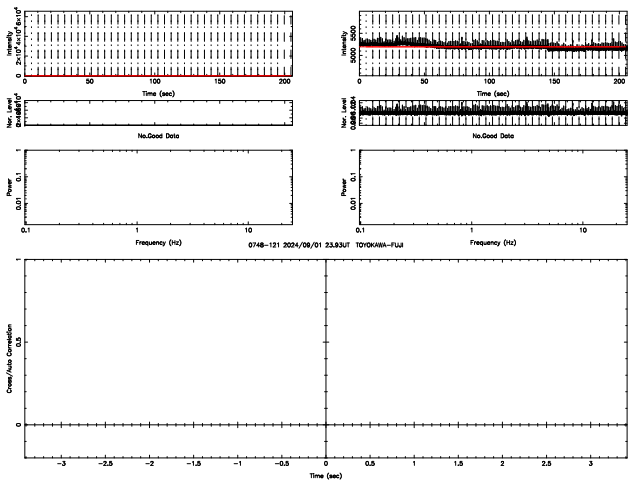
T20240902085418
F20240902085418
No.Good Data
0748-121 2024/09/01 23.93UT TOYOKAWA-FUJI

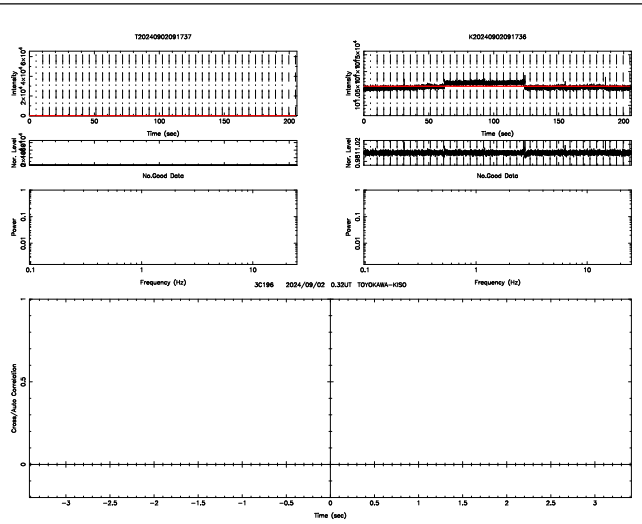
T20240902091737
K20240902091736
No.Good Data
3C196 2024/09/02 0.33UT TOYOKAWA-KISO

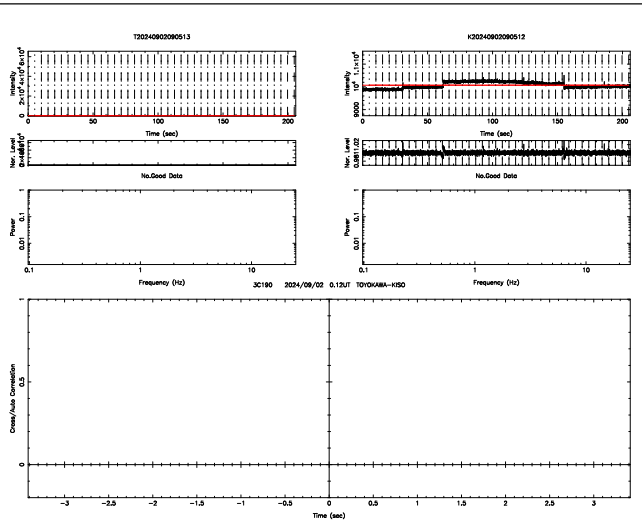
T20240902090513
K20240902090512
No.Good Data
3C190 2024/09/02 0.12UT TOYOKAWA-KISO

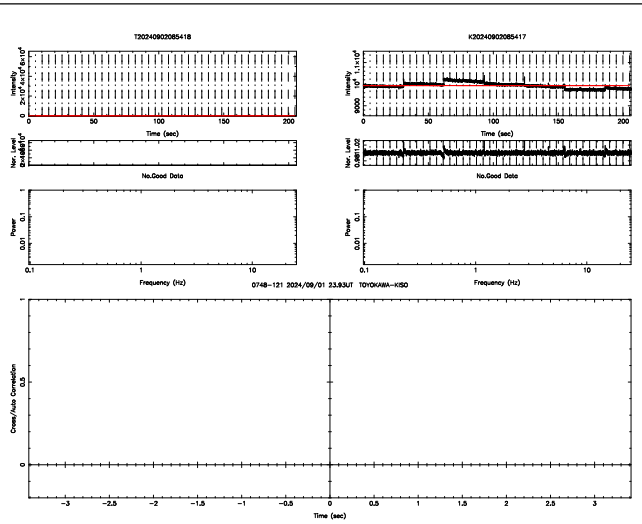
T20240902085418
K20240902085417
No.Good Data
0748-121 2024/09/01 23.93UT TOYOKAWA-KISO

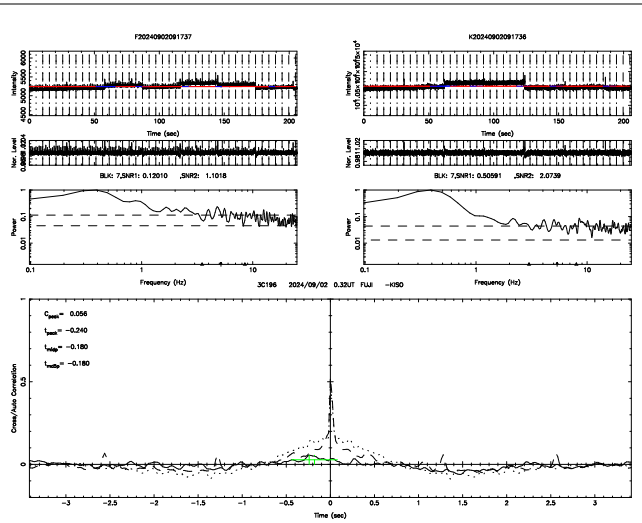
F20240902091737
K20240902091736
BLK: 7,SNR1: 0.12010 ,SNR2: 1.1018
BLK: 7,SNR1: 0.50591 ,SNR2: 2.0739
3C196 2024/09/02 0.33UT FUJI -KISO
C_{peak}= 0.056
t_{peak}= -0.240
t_{edge}= -0.180
t_{cntr}= -0.180

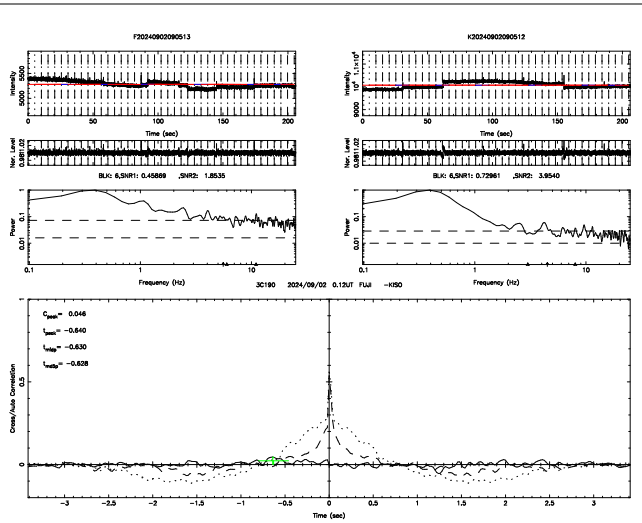
F20240902090513
K20240902090512
BLK: 6,SNR1: 0.45869 ,SNR2: 1.8535
BLK: 6,SNR1: 0.72961 ,SNR2: 3.9540
3C190 2024/09/02 0.12UT FUJI -KISO
C_{peak}= 0.046
t_{peak}= -0.640
t_{edge}= -0.630
t_{cntr}= -0.628

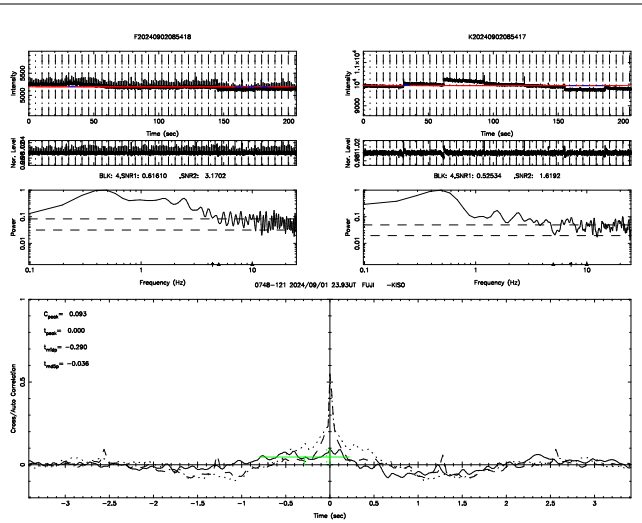
F20240902085418
K20240902085417
BLK: 4,SNR1: 0.61610 ,SNR2: 3.1702
BLK: 4,SNR1: 0.52534 ,SNR2: 1.6192
0748-121 2024/09/01 23.93UT FUJI -KISO
C_{peak}= 0.093
t_{peak}= 0.000
t_{edge}= -0.290
t_{cntr}= -0.036

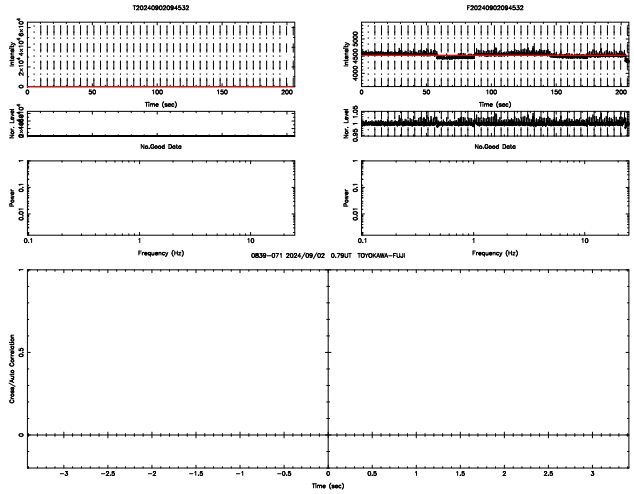
T20240902094532
F20240902094532
Intensity
Time (sec)
Nor. Level
No.Good Data
Power
Frequency (Hz)
0839−071 2024/09/02 0.79UT TOYOKAWA−FUJI
Cross/Auto Correlation
Time (sec)

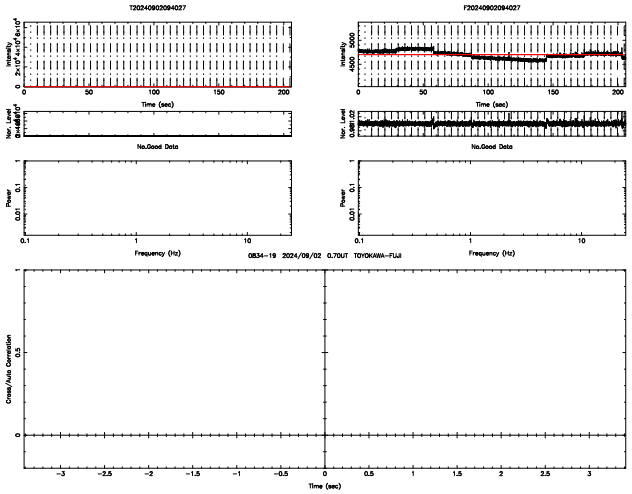
T20240902094027
F20240902094027
Intensity
Time (sec)
Nor. Level
No.Good Data
Power
Frequency (Hz)
0834−19 2024/09/02 0.70UT TOYOKAWA−FUJI
Cross/Auto Correlation
Time (sec)

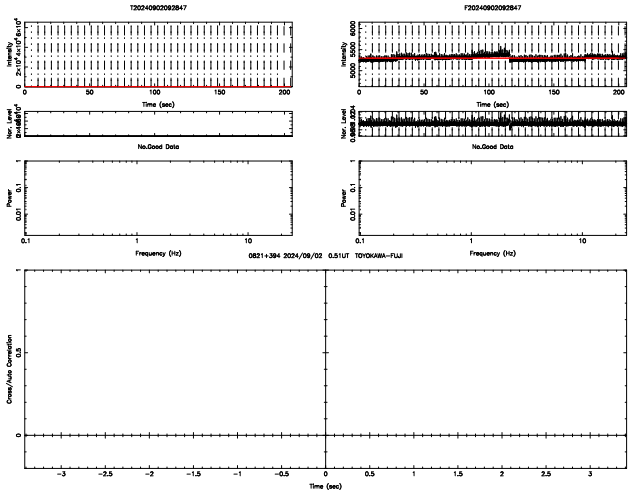
T20240902092847
F20240902092847
Intensity
Time (sec)
Nor. Level
No.Good Data
Power
Frequency (Hz)
0821+394 2024/09/02 0.51UT TOYOKAWA−FUJI
Cross/Auto Correlation
Time (sec)

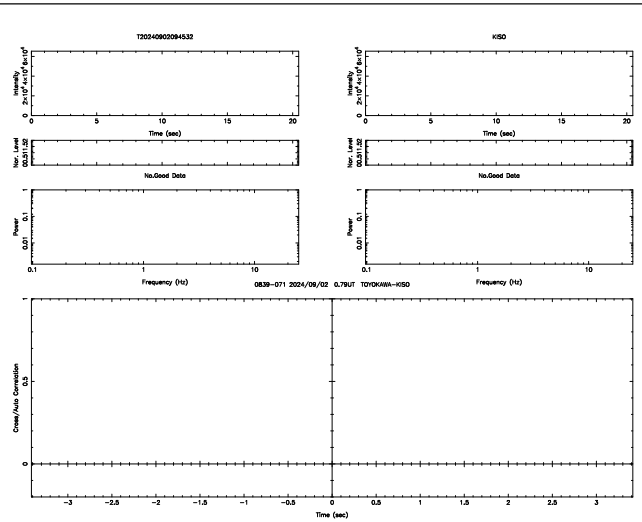
T20240902094532
KISO
Intensity
Time (sec)
Nor. Level
No.Good Data
Power
Frequency (Hz)
0839−071 2024/09/02 0.79UT TOYOKAWA−KISO
Cross/Auto Correlation
Time (sec)

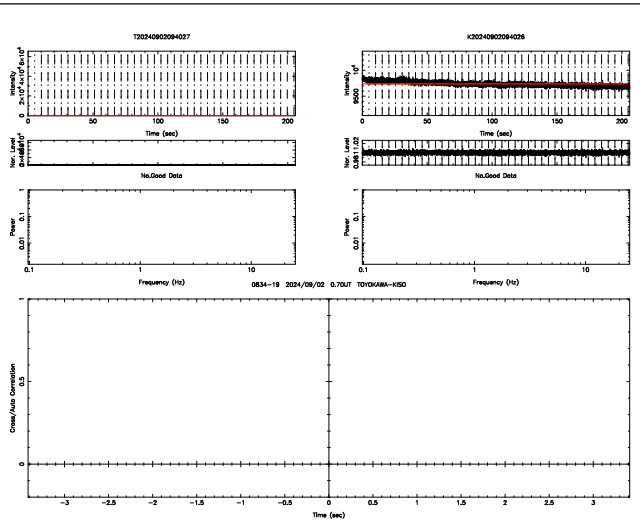
T20240902094027
K20240902094026
Intensity
Time (sec)
Nor. Level
No.Good Data
Power
Frequency (Hz)
0834−19 2024/09/02 0.70UT TOYOKAWA−KISO
Cross/Auto Correlation
Time (sec)

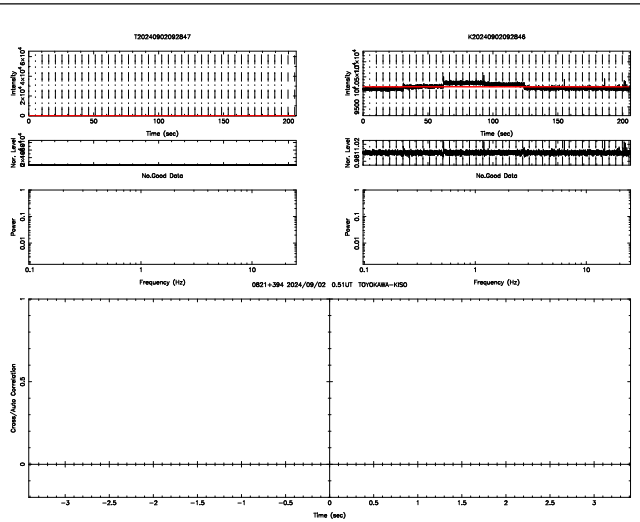
T20240902092847
K20240902092846
Intensity
Time (sec)
Nor. Level
No.Good Data
Power
Frequency (Hz)
0821+394 2024/09/02 0.51UT TOYOKAWA−KISO
Cross/Auto Correlation
Time (sec)

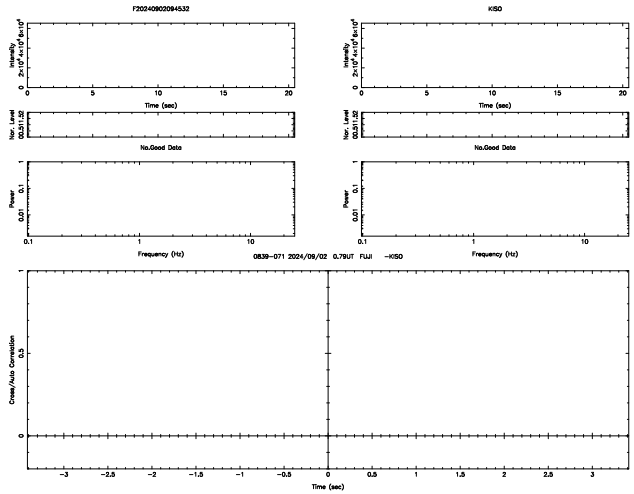
F20240902094532
KISO
Intensity
Time (sec)
Nor. Level
No.Good Data
Power
Frequency (Hz)
0839−071 2024/09/02 0.79UT FUJI −KISO
Cross/Auto Correlation
Time (sec)

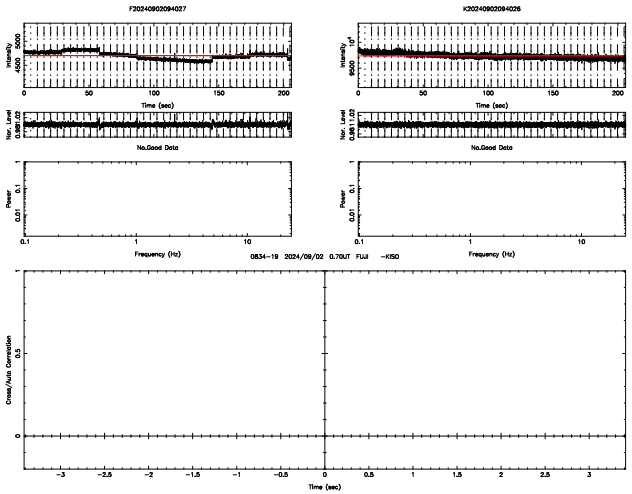
F20240902094027
K20240902094026
Intensity
Time (sec)
Nor. Level
No.Good Data
Power
Frequency (Hz)
0834−19 2024/09/02 0.70UT FUJI −KISO
Cross/Auto Correlation
Time (sec)

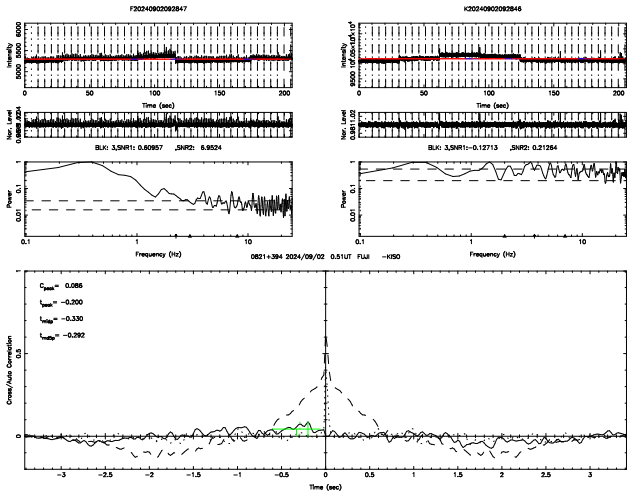
F20240902092847
K20240902092846
Intensity
Time (sec)
Nor. Level
BLK: 3,SNR1: 0.60957 ,SNR2: 6.9524
BLK: 3,SNR1:−0.12713 ,SNR2: 0.21264
Power
Frequency (Hz)
0821+394 2024/09/02 0.51UT FUJI −KISO
Cross/Auto Correlation
Time (sec)

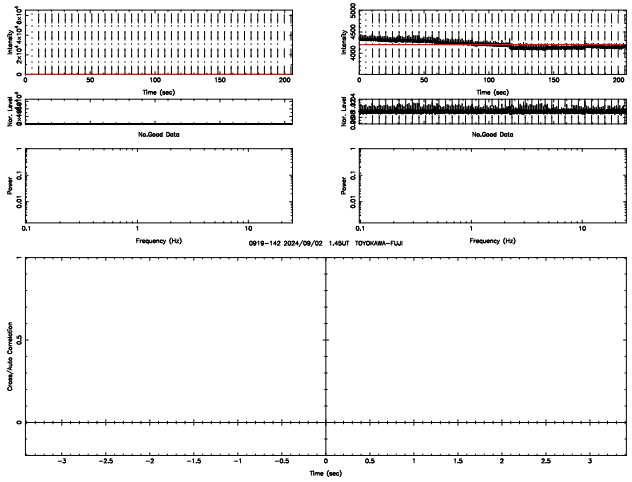
T20240902102526
F20240902102526
No.Good Data
0919−142 2024/09/02 1.45UT TOYOKAWA−FUJI
Time (sec)
Frequency (Hz)
Cross/Auto Correlation

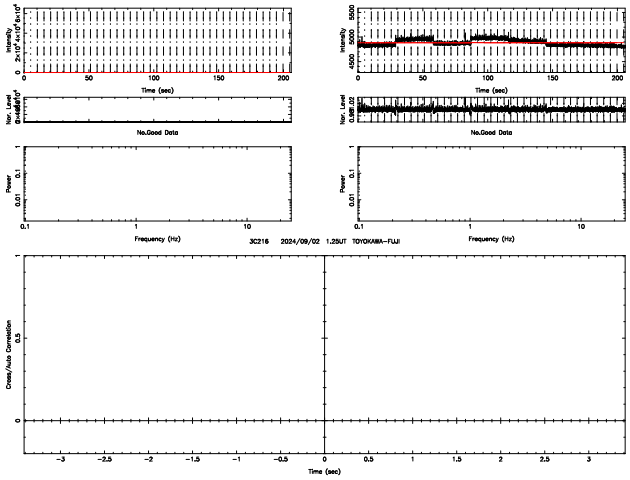
T20240902101315
F20240902101315
No.Good Data
3C216 2024/09/02 1.25UT TOYOKAWA−FUJI
Time (sec)
Frequency (Hz)
Cross/Auto Correlation

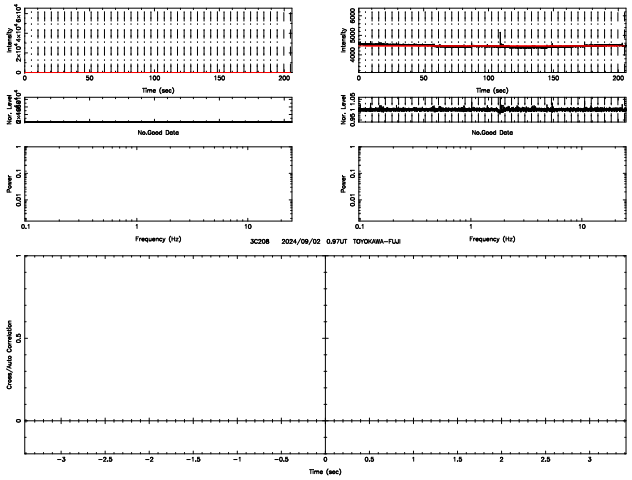
T20240902095633
F20240902095633
No.Good Data
3C208 2024/09/02 0.97UT TOYOKAWA−FUJI
Time (sec)
Frequency (Hz)
Cross/Auto Correlation

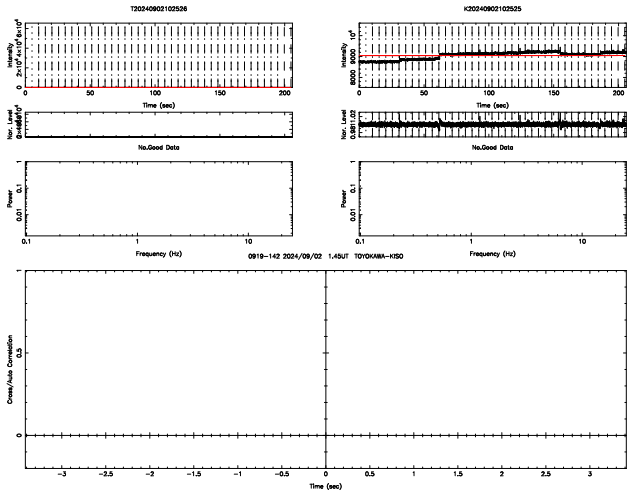
T20240902102526
K20240902102525
No.Good Data
0919−142 2024/09/02 1.45UT TOYOKAWA−KISO
Time (sec)
Frequency (Hz)
Cross/Auto Correlation

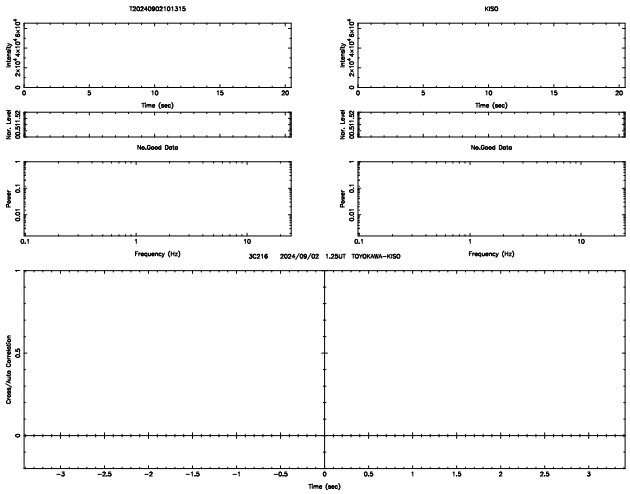
T20240902101315
KISO
No.Good Data
3C216 2024/09/02 1.25UT TOYOKAWA−KISO
Time (sec)
Frequency (Hz)
Cross/Auto Correlation

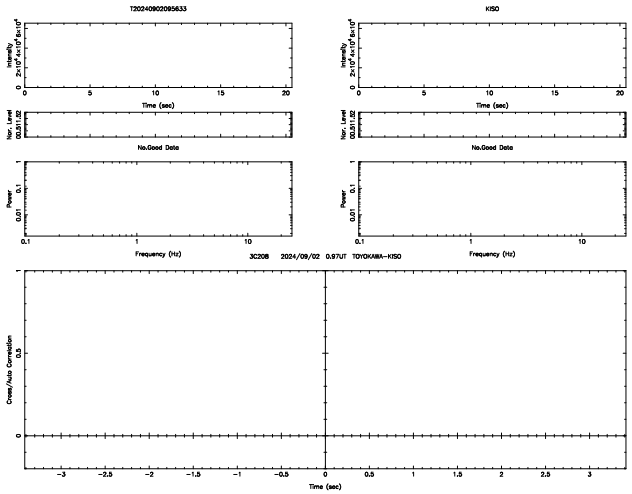
T20240902095633
KISO
No.Good Data
3C208 2024/09/02 0.97UT TOYOKAWA−KISO
Time (sec)
Frequency (Hz)
Cross/Auto Correlation

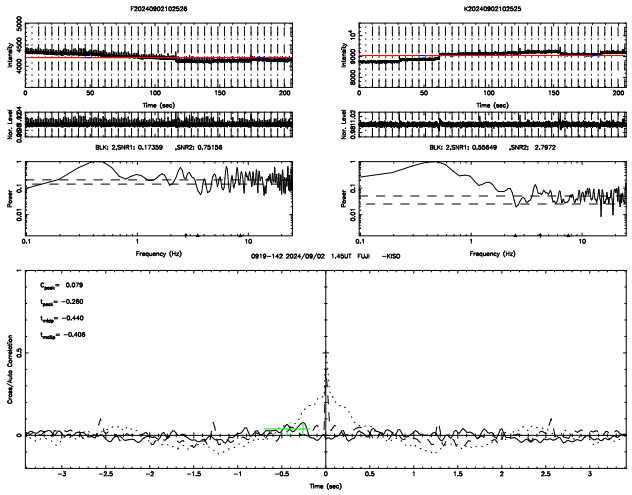
F20240902102526
K20240902102525
BLK: 2,SNR1: 0.17359 ,SNR2: 0.75156
BLK: 2,SNR1: 0.50649 ,SNR2: 2.7972
0919−142 2024/09/02 1.45UT FUJI −KISO
Time (sec)
Frequency (Hz)
Cross/Auto Correlation

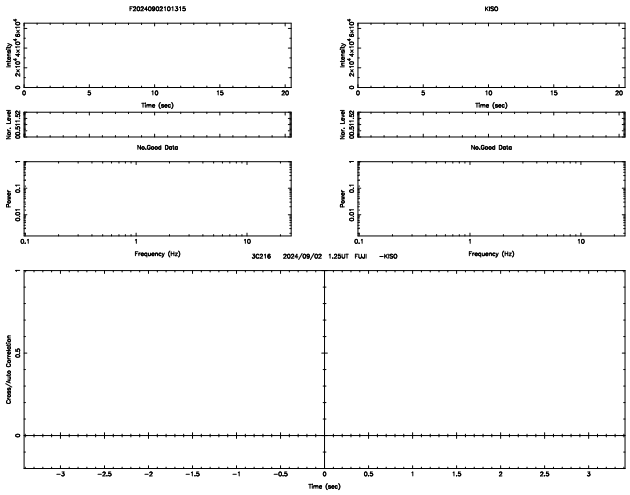
F20240902101315
KISO
No.Good Data
3C216 2024/09/02 1.25UT FUJI −KISO
Time (sec)
Frequency (Hz)
Cross/Auto Correlation

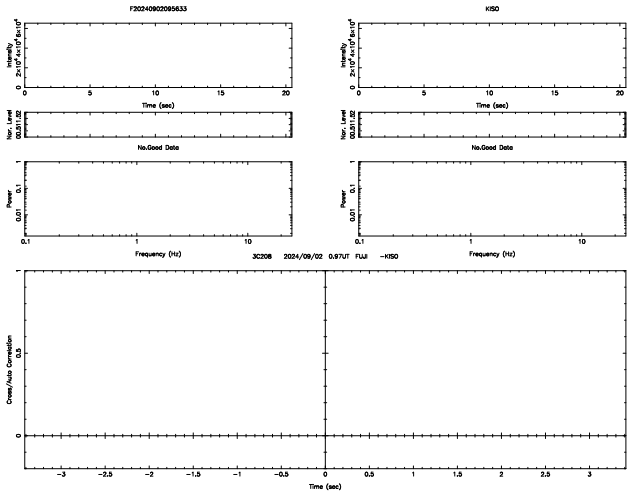
F20240902095633
KISO
No.Good Data
3C208 2024/09/02 0.97UT FUJI −KISO
Time (sec)
Frequency (Hz)
Cross/Auto Correlation

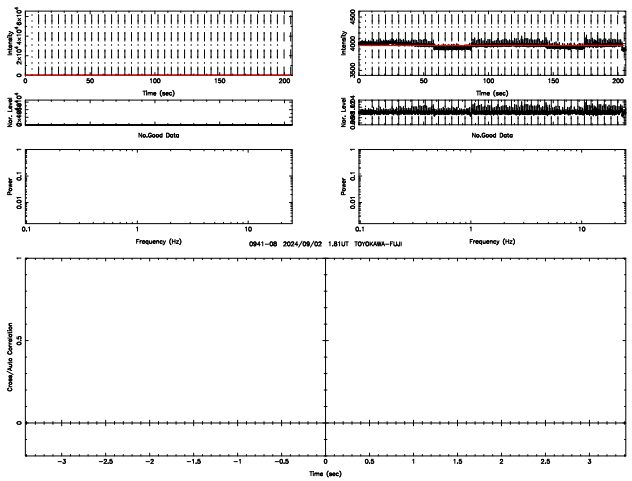
T20240902104650
F20240902104650
Intensity
Time (sec)
Nor. Level
No.Good Data
Power
Frequency (Hz)
0941−08 2024/09/02 1.81UT TOYOKAWA−FUJI
Cross/Auto Correlation
Time (sec)

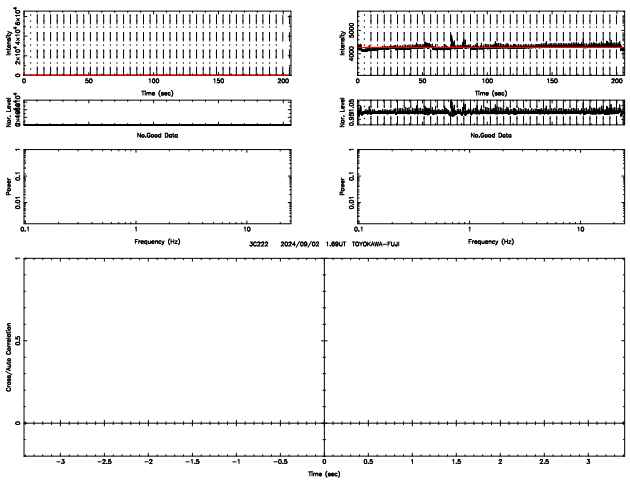
T20240902103950
F20240902103950
Intensity
Time (sec)
Nor. Level
No.Good Data
Power
Frequency (Hz)
3C222 2024/09/02 1.69UT TOYOKAWA−FUJI
Cross/Auto Correlation
Time (sec)

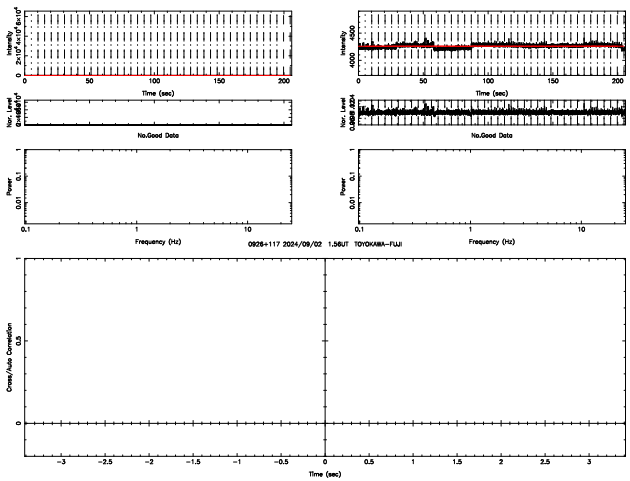
T20240902103205
F20240902103205
Intensity
Time (sec)
Nor. Level
No.Good Data
Power
Frequency (Hz)
0926+117 2024/09/02 1.56UT TOYOKAWA−FUJI
Cross/Auto Correlation
Time (sec)

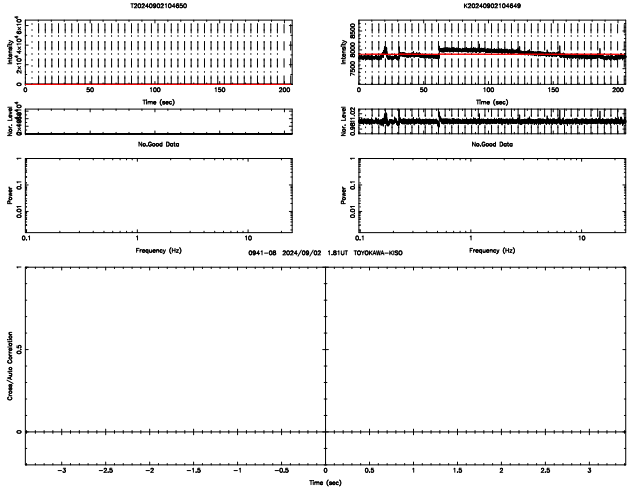
T20240902104650
K20240902104649
Intensity
Time (sec)
Nor. Level
No.Good Data
Power
Frequency (Hz)
0941−08 2024/09/02 1.81UT TOYOKAWA−KISO
Cross/Auto Correlation
Time (sec)

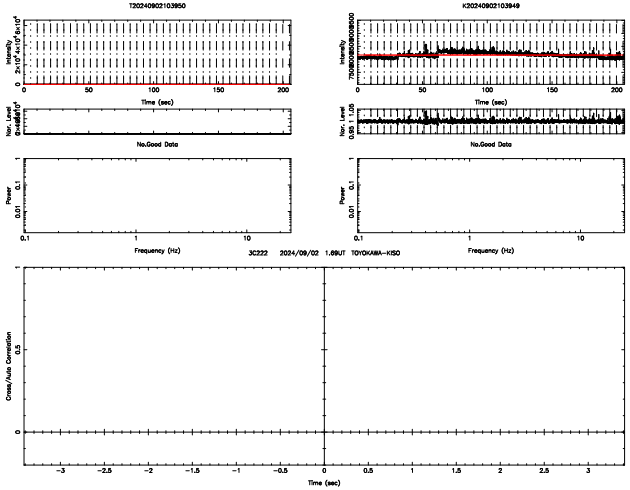
T20240902103950
K20240902103949
Intensity
Time (sec)
Nor. Level
No.Good Data
Power
Frequency (Hz)
3C222 2024/09/02 1.69UT TOYOKAWA−KISO
Cross/Auto Correlation
Time (sec)

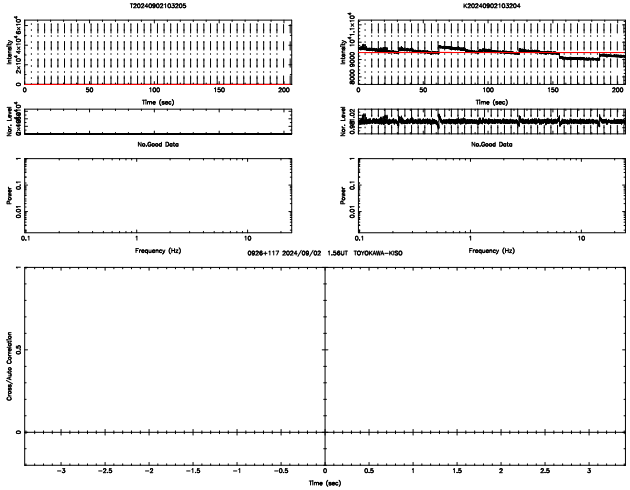
T20240902103205
K20240902103204
Intensity
Time (sec)
Nor. Level
No.Good Data
Power
Frequency (Hz)
0926+117 2024/09/02 1.56UT TOYOKAWA−KISO
Cross/Auto Correlation
Time (sec)

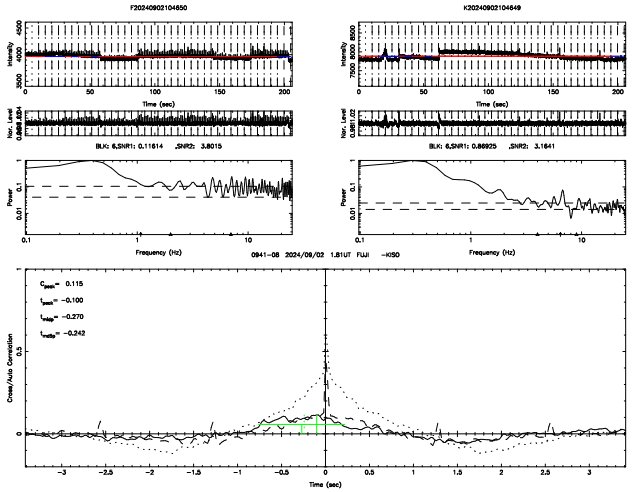
F20240902104650
K20240902104649
Intensity
Time (sec)
Nor. Level
BLK: 6,SNR1: 0.11614 ,SNR2: 3.8015
BLK: 6,SNR1: 0.89925 ,SNR2: 3.1641
Power
Frequency (Hz)
0941−08 2024/09/02 1.81UT FUJI −KISO
C_peak= 0.115
t_peak= −0.100
t_edge= −0.270
t_edge= −0.242
Cross/Auto Correlation
Time (sec)

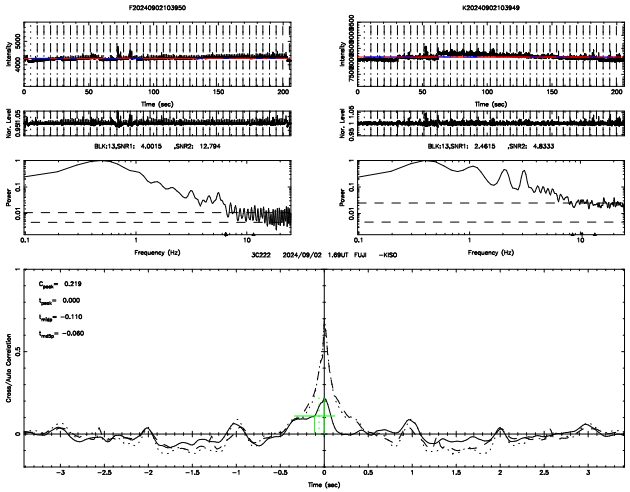
F20240902103950
K20240902103949
Intensity
Time (sec)
Nor. Level
BLK:13,SNR1: 4.0015 ,SNR2: 12.794
BLK:13,SNR1: 2.4615 ,SNR2: 4.8333
Power
Frequency (Hz)
3C222 2024/09/02 1.69UT FUJI −KISO
C_peak= 0.219
t_peak= 0.000
t_edge= −0.110
t_edge= −0.060
Cross/Auto Correlation
Time (sec)

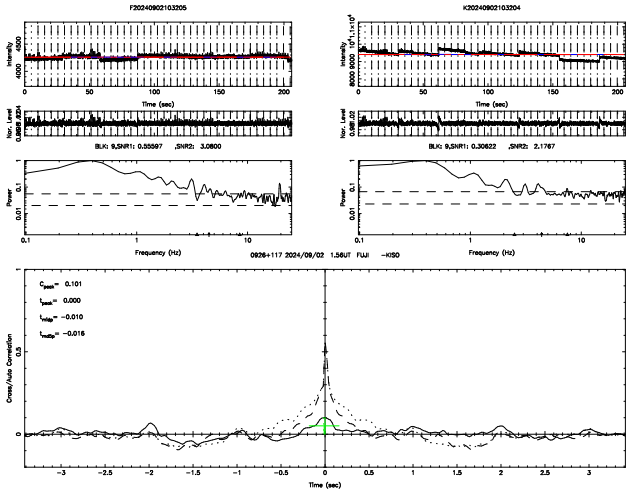
F20240902103205
K20240902103204
Intensity
Time (sec)
Nor. Level
BLK: 9,SNR1: 0.55597 ,SNR2: 3.0600
BLK: 9,SNR1: 0.30622 ,SNR2: 2.1767
Power
Frequency (Hz)
0926+117 2024/09/02 1.56UT FUJI −KISO
C_peak= 0.101
t_peak= 0.000
t_edge= −0.010
t_edge= −0.016
Cross/Auto Correlation
Time (sec)

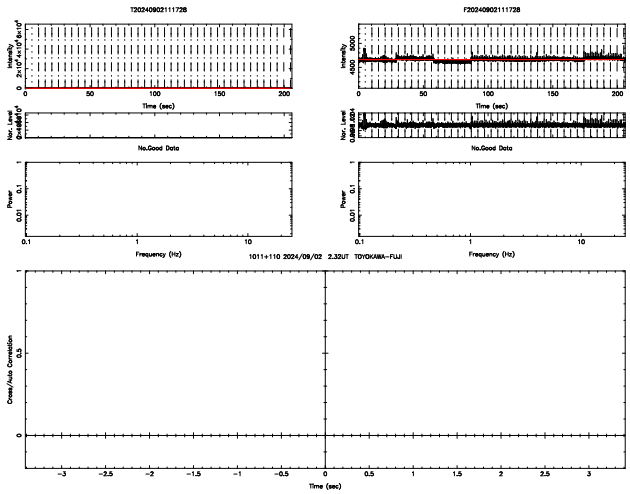
T20240902111728
F20240902111728
No.Good Data
1011+110 2024/09/02 2.32UT TOYOKAWA-FUJI

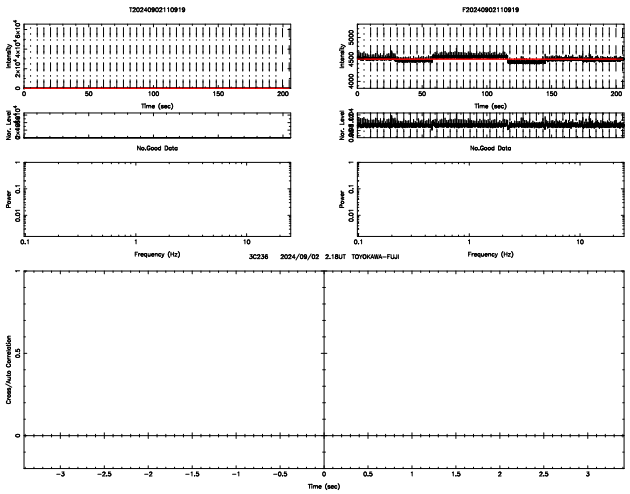
T20240902110919
F20240902110919
No.Good Data
3C236 2024/09/02 2.18UT TOYOKAWA-FUJI

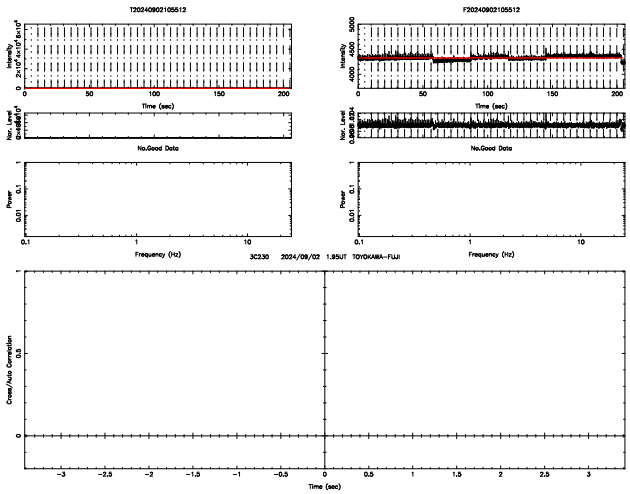
T20240902105512
F20240902105512
No.Good Data
3C230 2024/09/02 1.95UT TOYOKAWA-FUJI

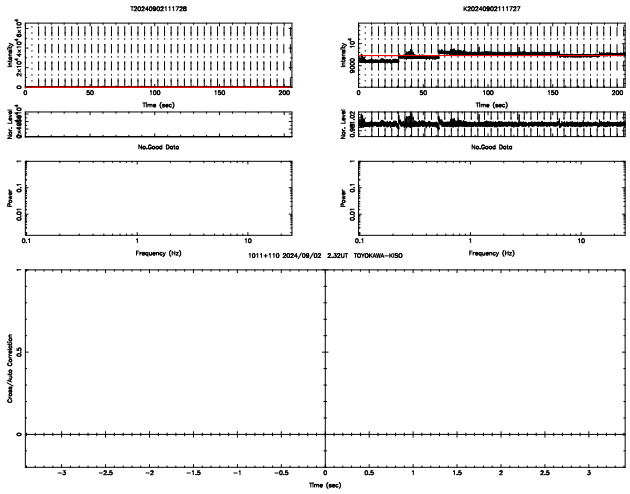
T20240902111728
K20240902111727
No.Good Data
1011+110 2024/09/02 2.32UT TOYOKAWA-KISO

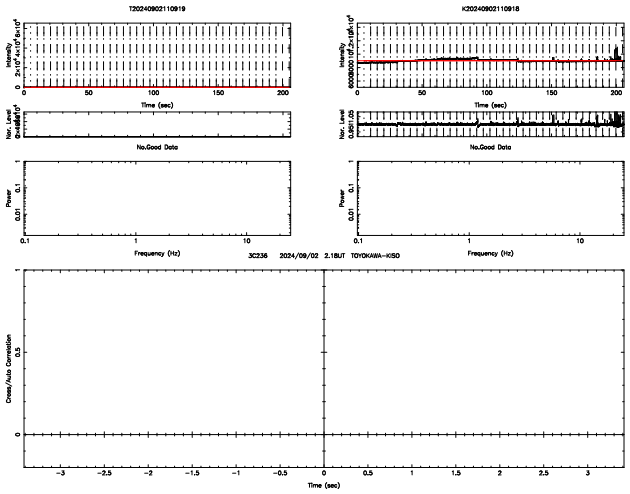
T20240902110919
K20240902110918
No.Good Data
3C236 2024/09/02 2.18UT TOYOKAWA-KISO

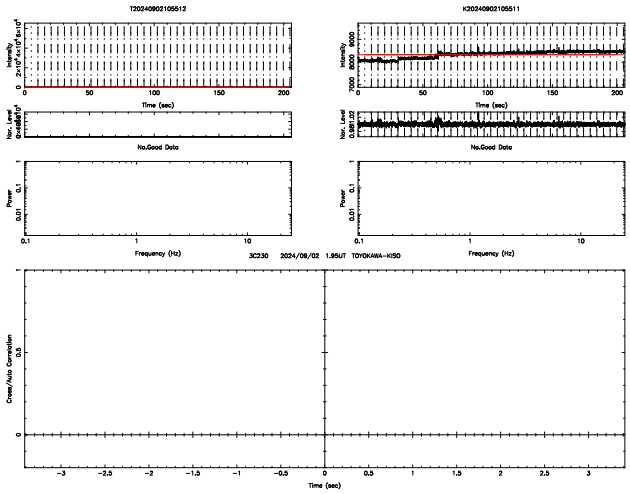
T20240902105512
K20240902105511
No.Good Data
3C230 2024/09/02 1.95UT TOYOKAWA-KISO

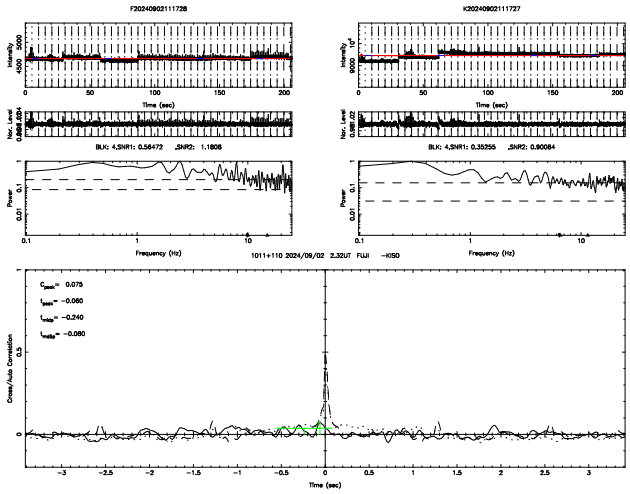
F20240902111728
K20240902111727
BLK: 4,SNR1: 0.56472 ,SNR2: 1.1808
BLK: 4,SNR1: 0.35255 ,SNR2: 0.90084
1011+110 2024/09/02 2.32UT FUJI -KISO
Cpeak= 0.075
tpeak= -0.060
tcntr= -0.240
tmdlr= -0.080

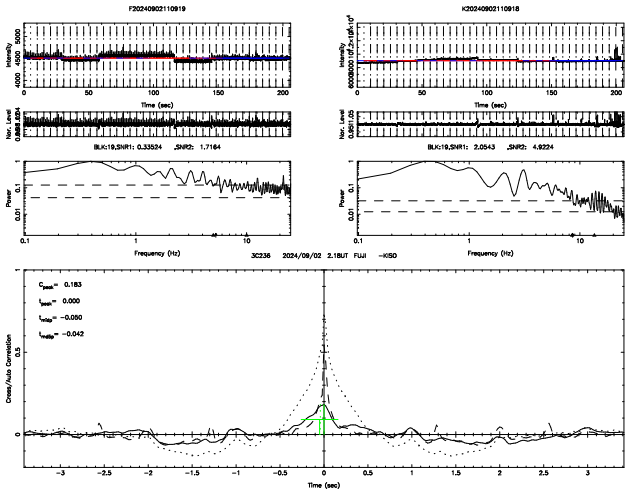
F20240902110919
K20240902110918
BLK:19,SNR1: 0.33534 ,SNR2: 1.7164
BLK:19,SNR1: 2.0543 ,SNR2: 4.9224
3C236 2024/09/02 2.18UT FUJI -KISO
Cpeak= 0.183
tpeak= 0.000
tcntr= -0.050
tmdlr= -0.042

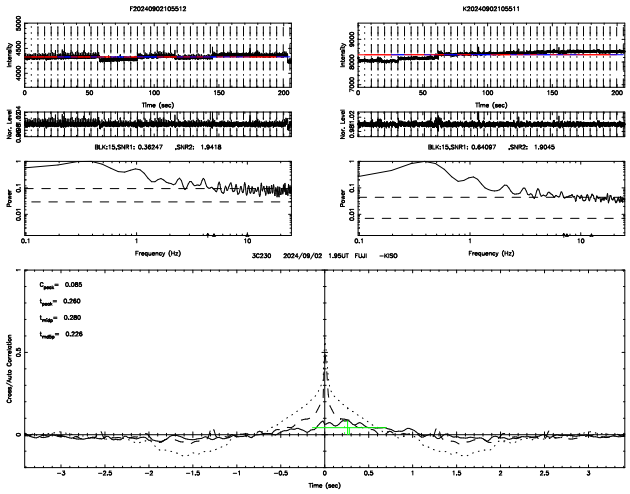
F20240902105512
K20240902105511
BLK:15,SNR1: 0.36247 ,SNR2: 1.9418
BLK:15,SNR1: 0.64097 ,SNR2: 1.9045
3C230 2024/09/02 1.95UT FUJI -KISO
Cpeak= 0.085
tpeak= 0.260
tcntr= 0.280
tmdlr= 0.226

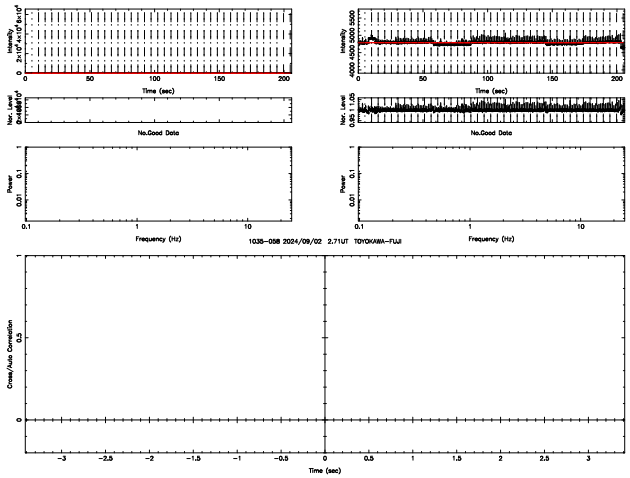
T20240902114112
F20240902114112
No.Good Data
1035-058 2024/09/02 2.71UT TOYOKAWA-FUJI

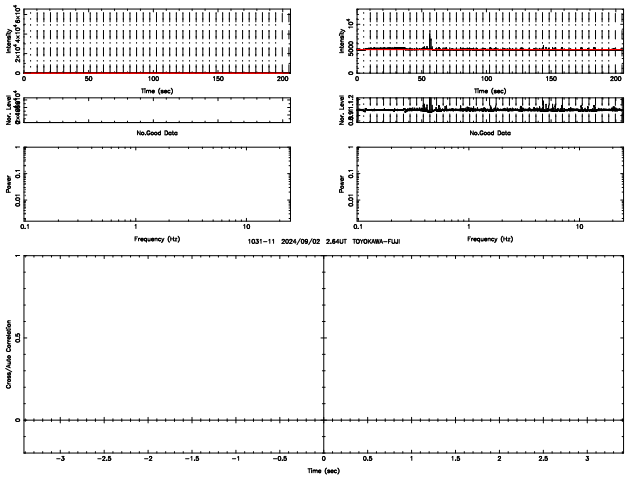
T20240902113639
F20240902113639
No.Good Data
1031-11 2024/09/02 2.64UT TOYOKAWA-FUJI

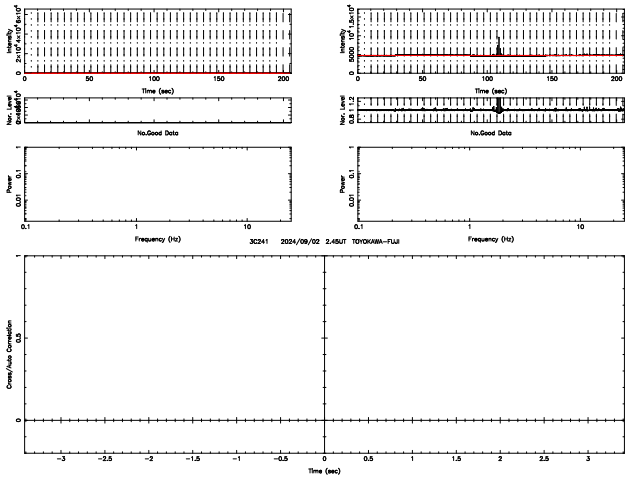
T20240902112509
F20240902112509
No.Good Data
3C241 2024/09/02 2.45UT TOYOKAWA-FUJI

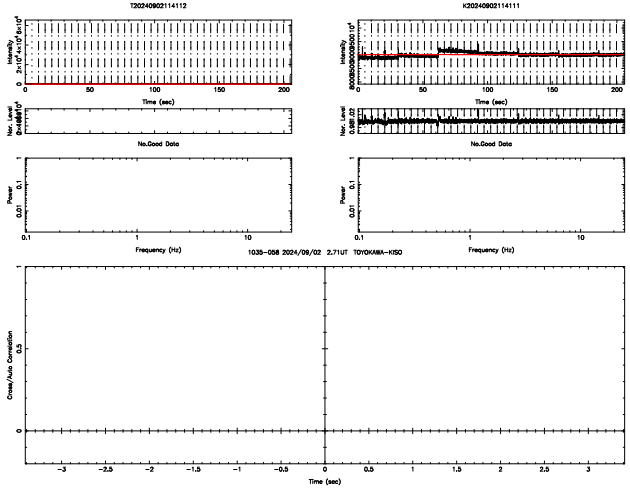
T20240902114112
K20240902114111
No.Good Data
1035-058 2024/09/02 2.71UT TOYOKAWA-KISO

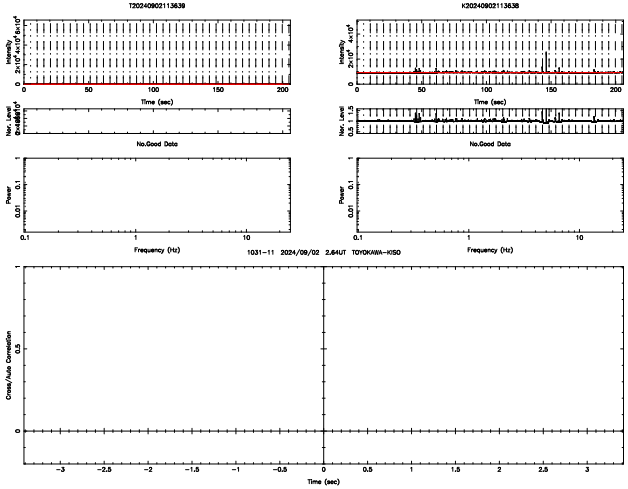
T20240902113639
K20240902113638
No.Good Data
1031-11 2024/09/02 2.64UT TOYOKAWA-KISO

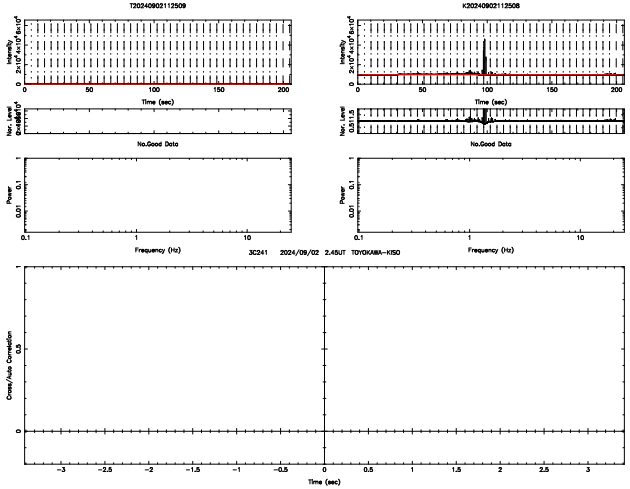
T20240902112509
K20240902112508
No.Good Data
3C241 2024/09/02 2.45UT TOYOKAWA-KISO

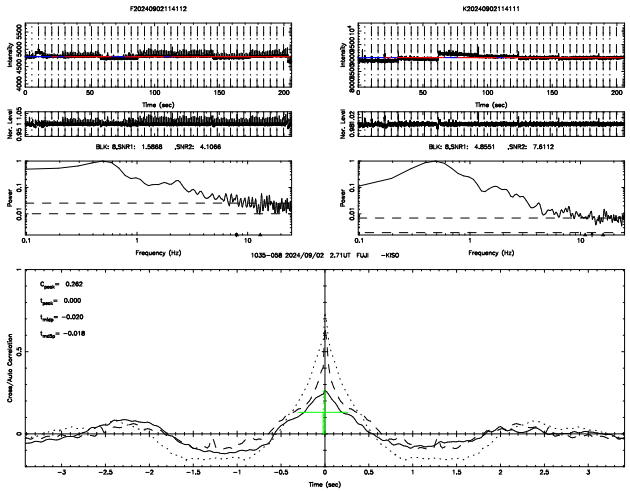
F20240902114112
K20240902114111
BLK: 8,SNR1: 1.5868 ,SNR2: 4.1066
BLK: 8,SNR1: 4.8551 ,SNR2: 7.6112
1035-058 2024/09/02 2.71UT FUJI -KISO
Cmax= 0.262
tpeak= 0.000
tstep= -0.020
tmdlp= -0.018

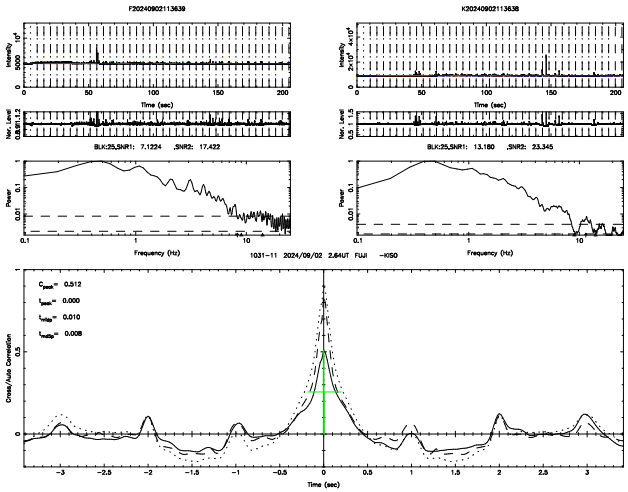
F20240902113639
K20240902113638
BLK:25,SNR1: 7.1224 ,SNR2: 17.422
BLK:25,SNR1: 13.180 ,SNR2: 23.345
1031-11 2024/09/02 2.64UT FUJI -KISO
Cmax= 0.512
tpeak= 0.000
tstep= 0.010
tmdlp= 0.008

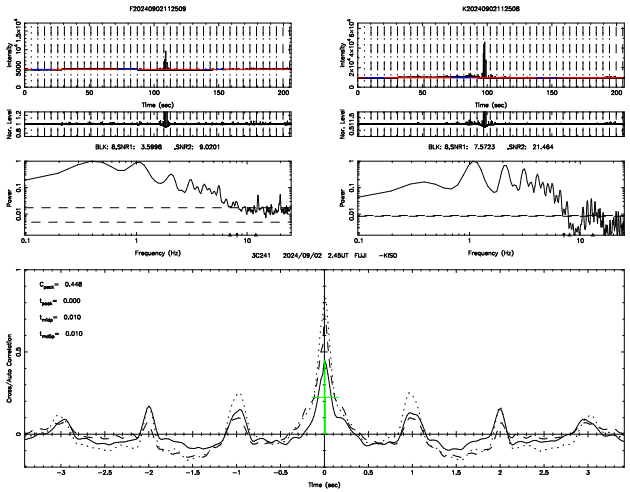
F20240902112509
K20240902112508
BLK: 8,SNR1: 3.5998 ,SNR2: 9.0201
BLK: 8,SNR1: 7.5723 ,SNR2: 21.464
3C241 2024/09/02 2.45UT FUJI -KISO
Cmax= 0.448
tpeak= 0.000
tstep= 0.010
tmdlp= 0.010

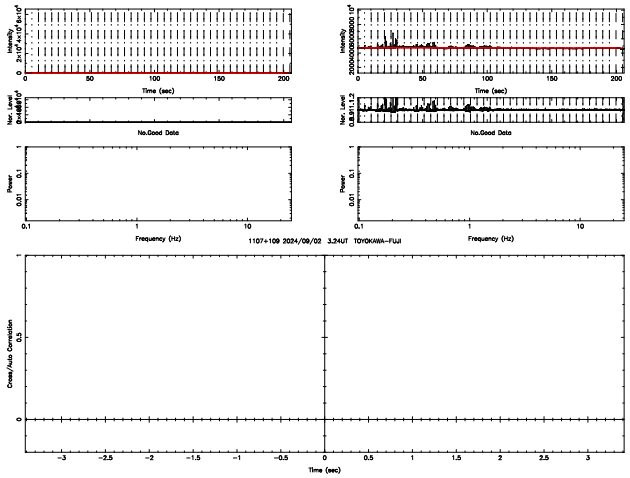
T20240902121247
F20240902121247
No.Good Data
1107+109 2024/09/02 3.24UT TOYOKAWA-FUJI

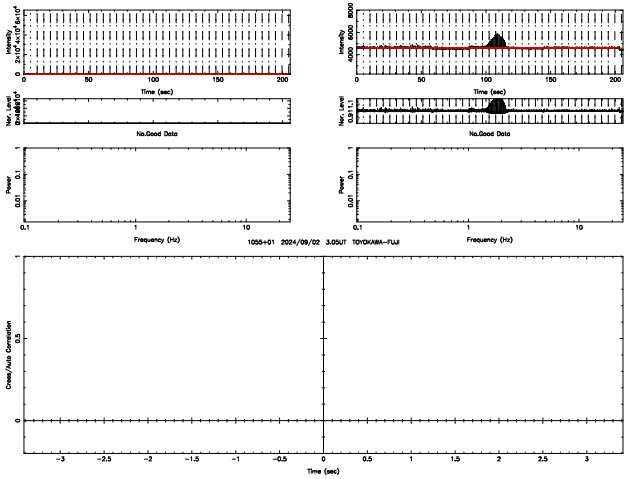
T20240902120129
F20240902120129
No.Good Data
1055+01 2024/09/02 3.05UT TOYOKAWA-FUJI

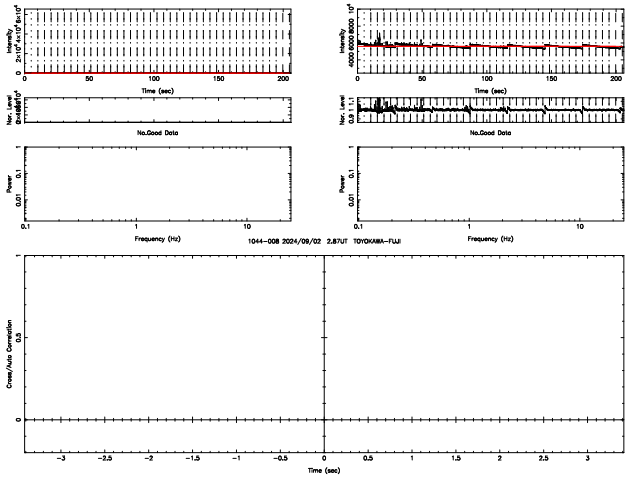
T20240902115025
F20240902115025
No.Good Data
1044-008 2024/09/02 2.87UT TOYOKAWA-FUJI

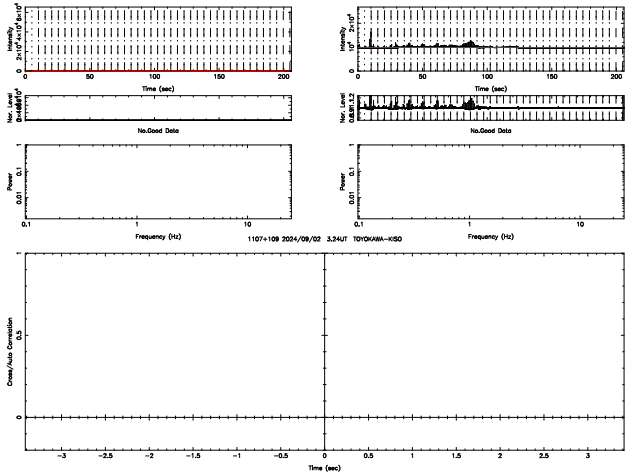
T20240902121247
K20240902121246
No.Good Data
1107+109 2024/09/02 3.24UT TOYOKAWA-KISO

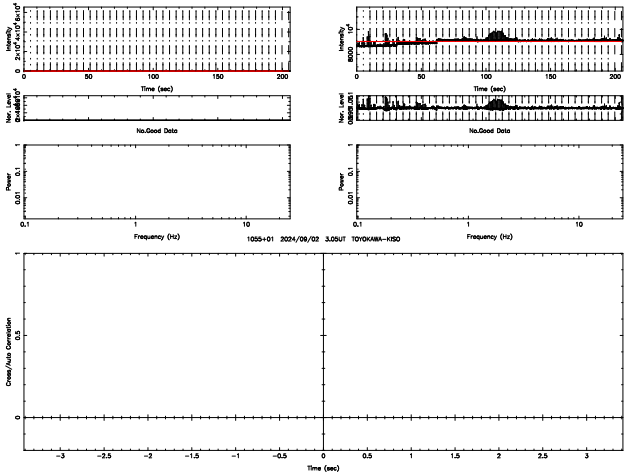
T20240902120129
K20240902120128
No.Good Data
1055+01 2024/09/02 3.05UT TOYOKAWA-KISO

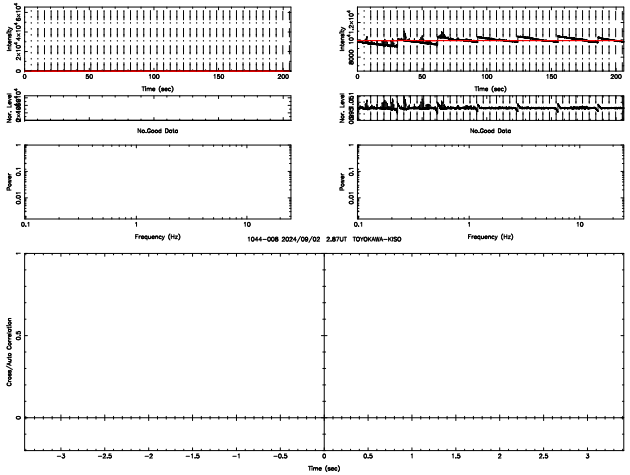
T20240902115025
K20240902115024
No.Good Data
1044-008 2024/09/02 2.87UT TOYOKAWA-KISO

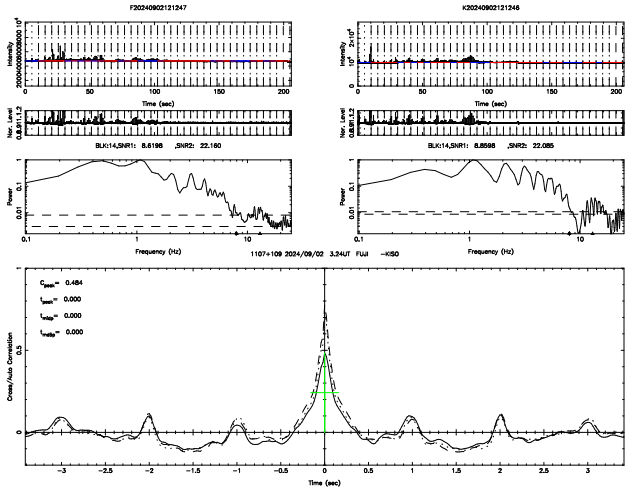
F20240902121247
K20240902121246
BLK14,SNR1: 8.6198 ,SNR2: 22.160
BLK14,SNR1: 8.8588 ,SNR2: 22.085
1107+109 2024/09/02 3.24UT FUJI -KISO
C_{peak}= 0.484
t_{peak}= 0.000
t_{wide}= 0.000
t_{wide}= 0.000

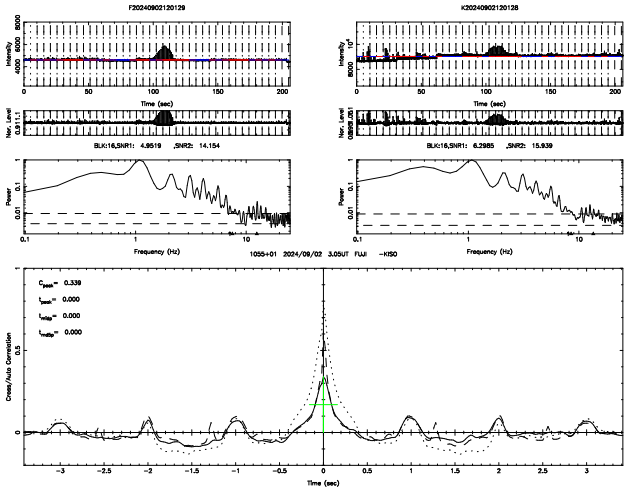
F20240902120129
K20240902120128
BLK16,SNR1: 4.9519 ,SNR2: 14.154
BLK16,SNR1: 6.2985 ,SNR2: 15.939
1055+01 2024/09/02 3.05UT FUJI -KISO
C_{peak}= 0.339
t_{peak}= 0.000
t_{wide}= 0.000
t_{wide}= 0.000

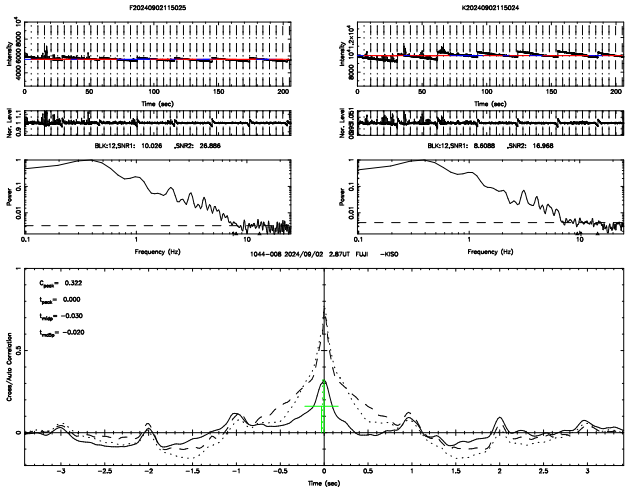
F20240902115025
K20240902115024
BLK12,SNR1: 10.026 ,SNR2: 26.886
BLK12,SNR1: 8.6085 ,SNR2: 16.968
1044-008 2024/09/02 2.87UT FUJI -KISO
C_{peak}= 0.322
t_{peak}= 0.000
t_{wide}= -0.030
t_{wide}= -0.020

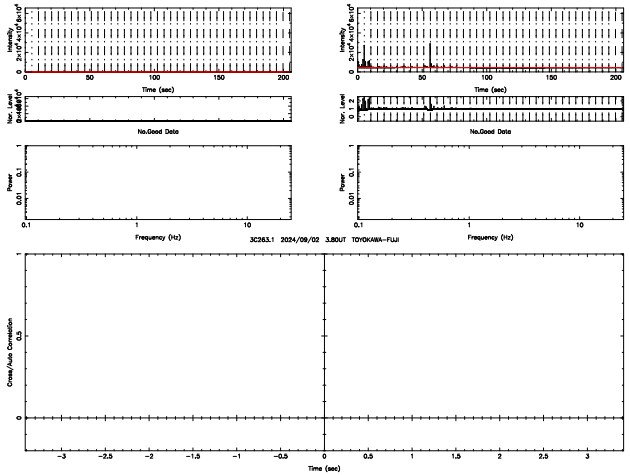
T20240902124622
F20240902124623
No.Good Data
3C263.1 2024/09/02 3.80UT TOYOKAWA-FUJI

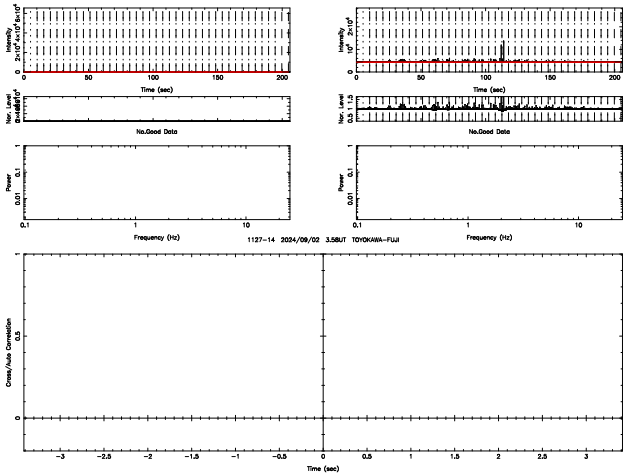
T20240902123302
F20240902123302
No.Good Data
1127-14 2024/09/02 3.58UT TOYOKAWA-FUJI

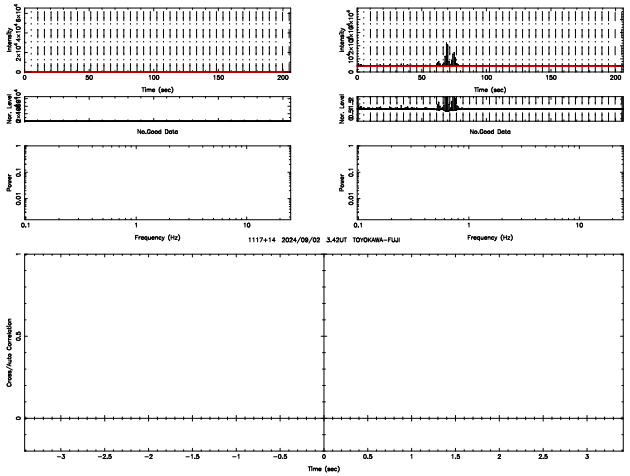
T20240902122330
F20240902122330
No.Good Data
1117+14 2024/09/02 3.42UT TOYOKAWA-FUJI

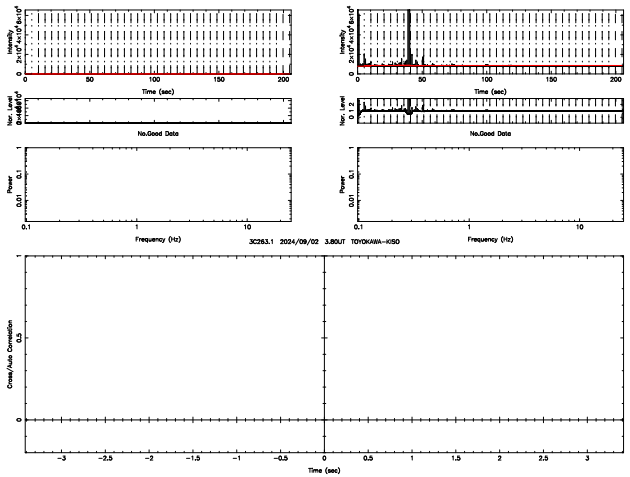
T20240902124622
K20240902124621
No.Good Data
3C263.1 2024/09/02 3.80UT TOYOKAWA-KISO

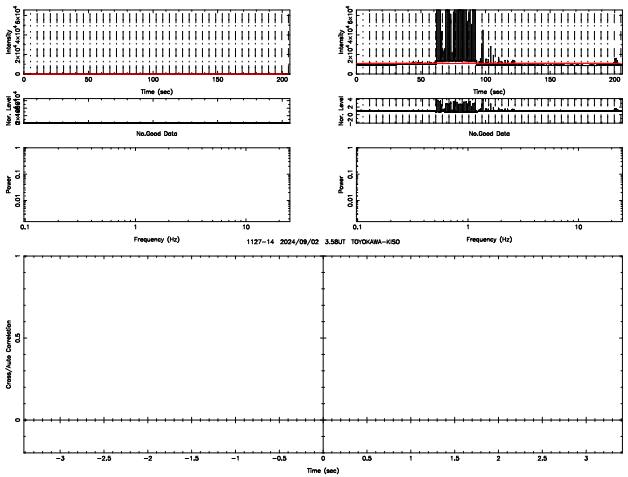
T20240902123302
K20240902123301
No.Good Data
1127-14 2024/09/02 3.58UT TOYOKAWA-KISO

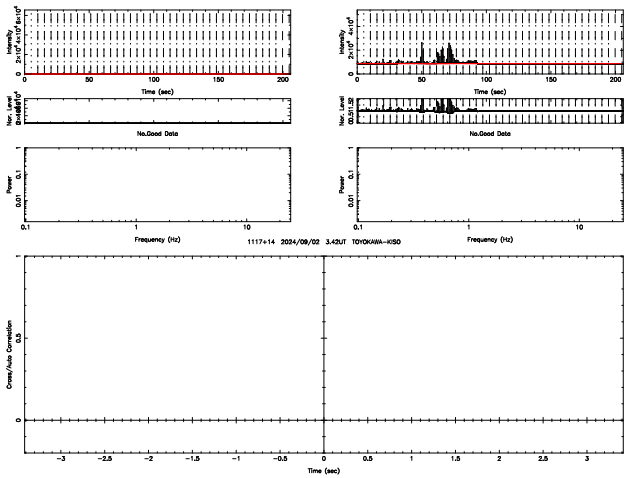
T20240902122330
K20240902122329
No.Good Data
1117+14 2024/09/02 3.42UT TOYOKAWA-KISO

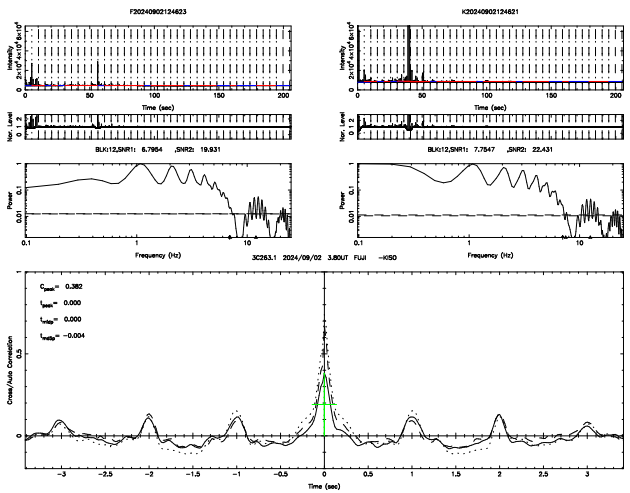
F20240902124623
K20240902124621
BLK12,SNR1: 5.7954 ,SNR2: 19.931
BLK12,SNR1: 7.7547 ,SNR2: 22.431
3C263.1 2024/09/02 3.80UT FUJI -KISO
C_{peak}= 0.382
t_{peak}= 0.000
t_{ntp}= 0.000
t_{nstp}= -0.004

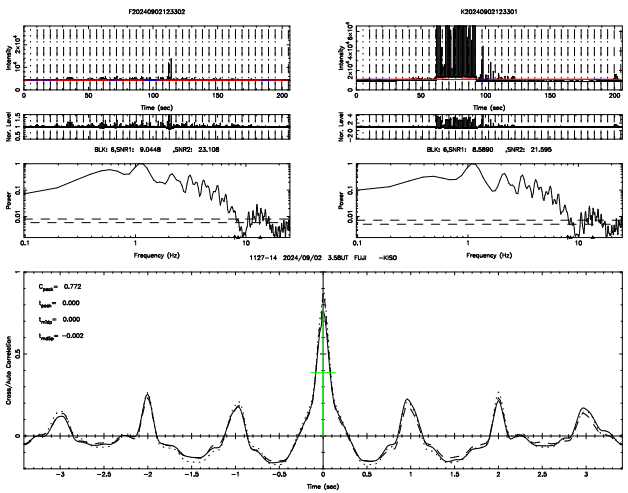
F20240902123302
K20240902123301
BLK: 6,SNR1: 9.0448 ,SNR2: 23.108
BLK: 6,SNR1: 8.5890 ,SNR2: 21.595
1127-14 2024/09/02 3.58UT FUJI -KISO
C_{peak}= 0.772
t_{peak}= 0.000
t_{ntp}= 0.000
t_{nstp}= -0.002

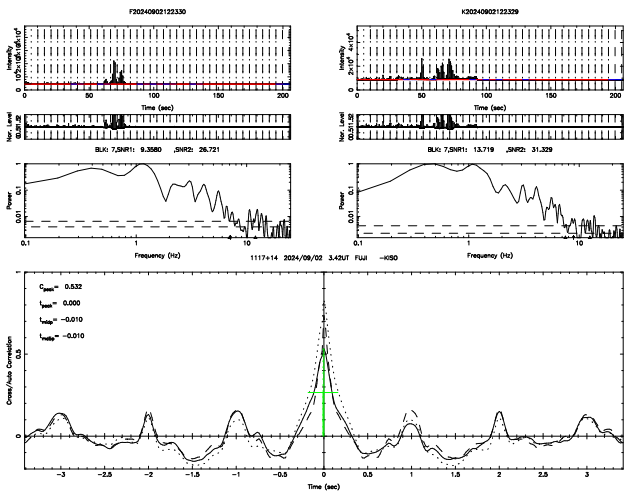
F20240902122330
K20240902122329
BLK: 7,SNR1: 9.3560 ,SNR2: 26.721
BLK: 7,SNR1: 13.719 ,SNR2: 31.329
1117+14 2024/09/02 3.42UT FUJI -KISO
C_{peak}= 0.532
t_{peak}= 0.000
t_{ntp}= -0.010
t_{nstp}= -0.010

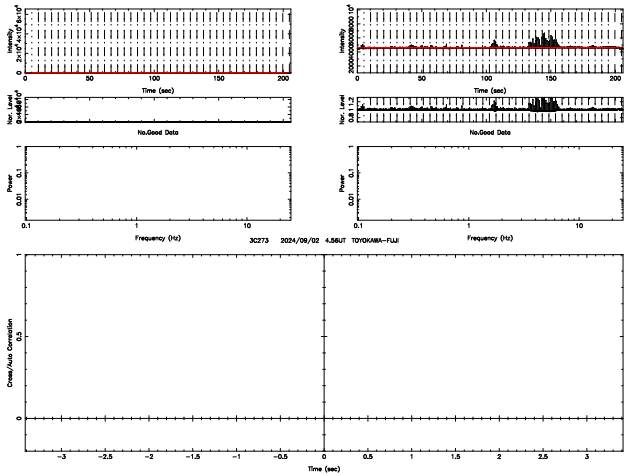
T20240902133154
F20240902133154
No.Good Data
3C273 2024/09/02 4.56UT TOYOKAWA-FUJI

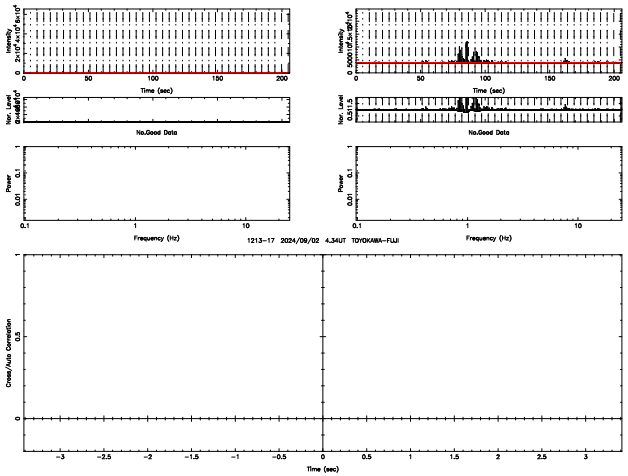
T20240902131837
F20240902131837
No.Good Data
1213-17 2024/09/02 4.34UT TOYOKAWA-FUJI

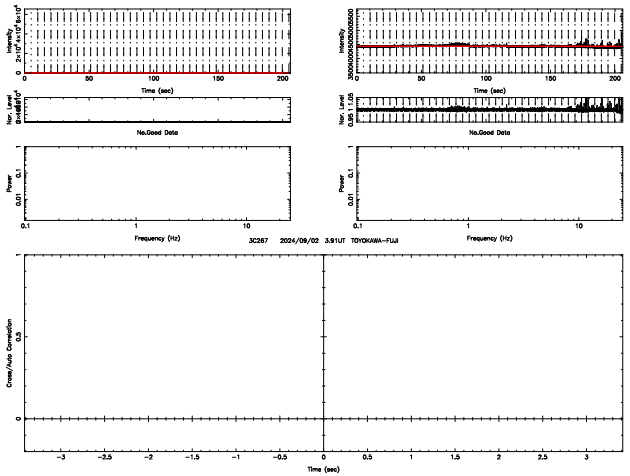
T20240902125249
F20240902125249
No.Good Data
3C267 2024/09/02 3.91UT TOYOKAWA-FUJI

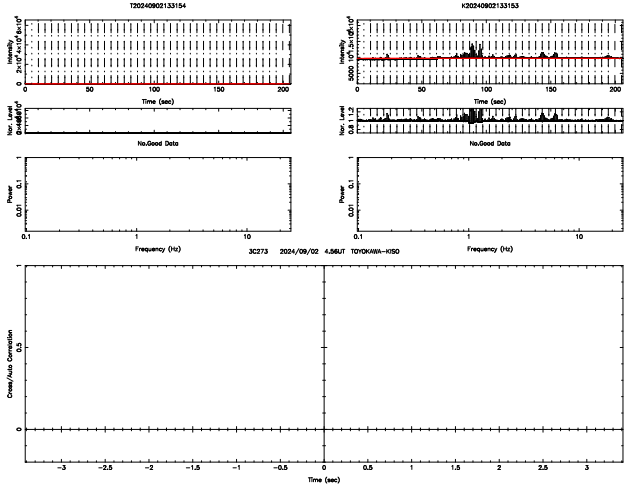
T20240902133154
K20240902133153
No.Good Data
3C273 2024/09/02 4.56UT TOYOKAWA-KISO

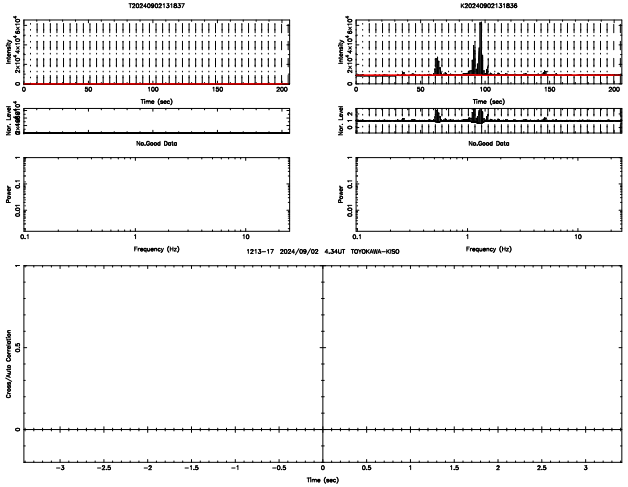
T20240902131837
K20240902131836
No.Good Data
1213-17 2024/09/02 4.34UT TOYOKAWA-KISO

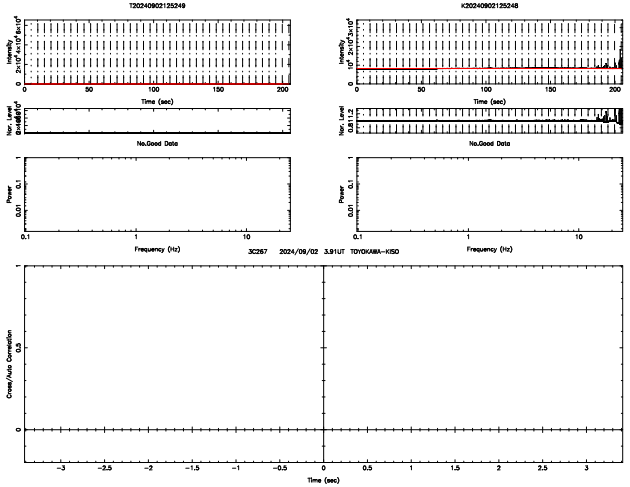
T20240902125249
K20240902125248
No.Good Data
3C267 2024/09/02 3.91UT TOYOKAWA-KISO

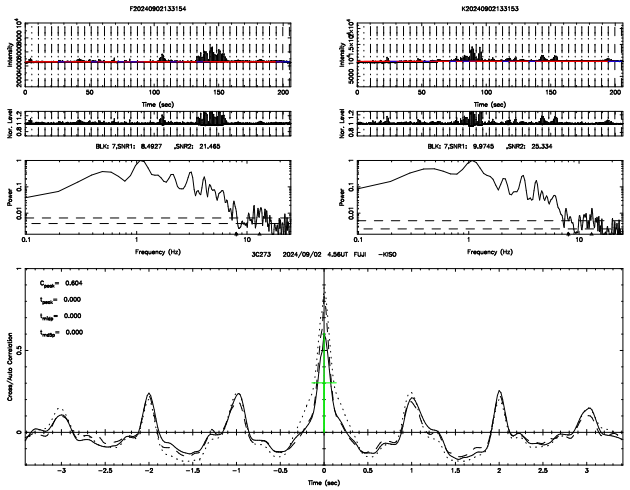
F20240902133154
K20240902133153
BLK: 7,SNR1: 8.4927 ,SNR2: 21.465
BLK: 7,SNR1: 9.9745 ,SNR2: 25.334
3C273 2024/09/02 4.56UT FUJI -KISO
C peak= 0.604
t peak= 0.000
t step= 0.000
t delay= 0.000

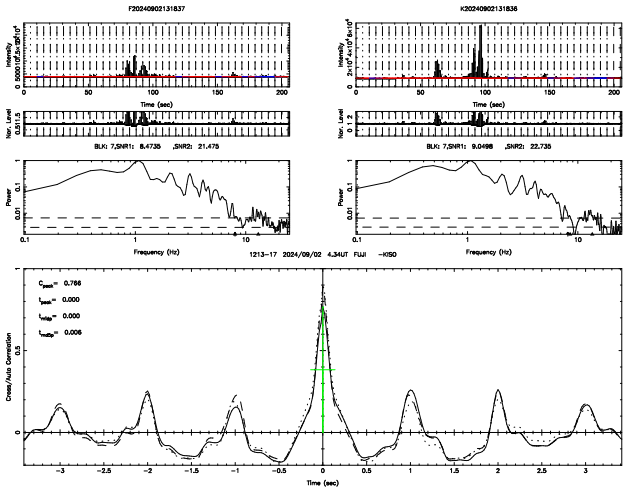
F20240902131837
K20240902131836
BLK: 7,SNR1: 8.4735 ,SNR2: 21.479
BLK: 7,SNR1: 9.0498 ,SNR2: 22.735
1213-17 2024/09/02 4.34UT FUJI -KISO
C peak= 0.786
t peak= 0.000
t step= 0.000
t delay= 0.006

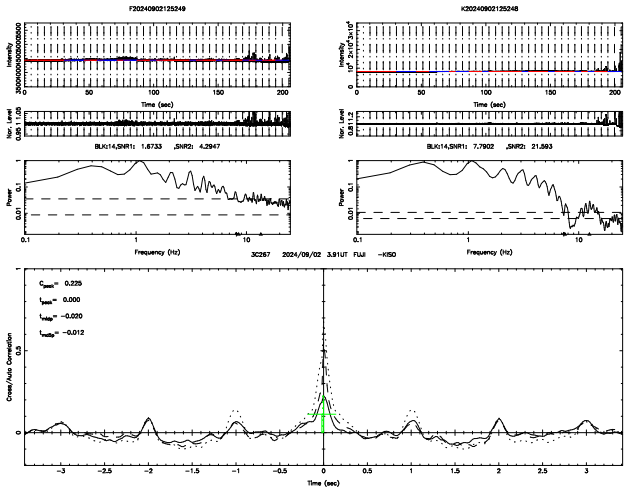
F20240902125249
K20240902125248
BLK:14,SNR1: 1.6733 ,SNR2: 4.2947
BLK:14,SNR1: 7.7902 ,SNR2: 21.593
3C267 2024/09/02 3.91UT FUJI -KISO
C peak= 0.225
t peak= 0.000
t step= -0.020
t delay= -0.012

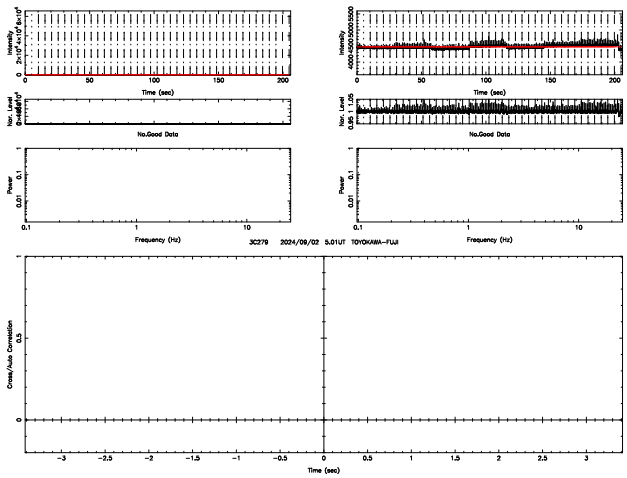
T20240902135854
F20240902135854
No.Good Data
3C279 2024/09/02 5.01UT TOYOKAWA-FUJI

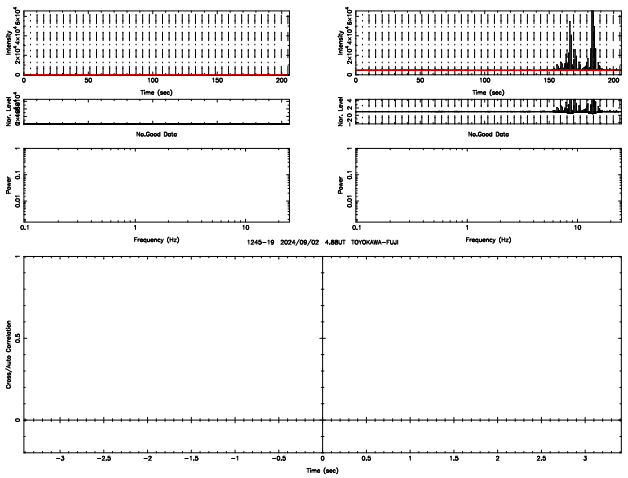
T20240902135110
F20240902135110
No.Good Data
1245-19 2024/09/02 4.88UT TOYOKAWA-FUJI

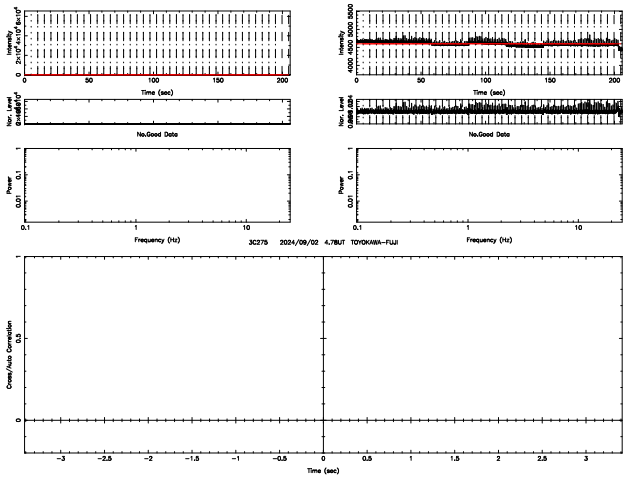
T20240902134505
F20240902134505
No.Good Data
3C279 2024/09/02 4.78UT TOYOKAWA-FUJI

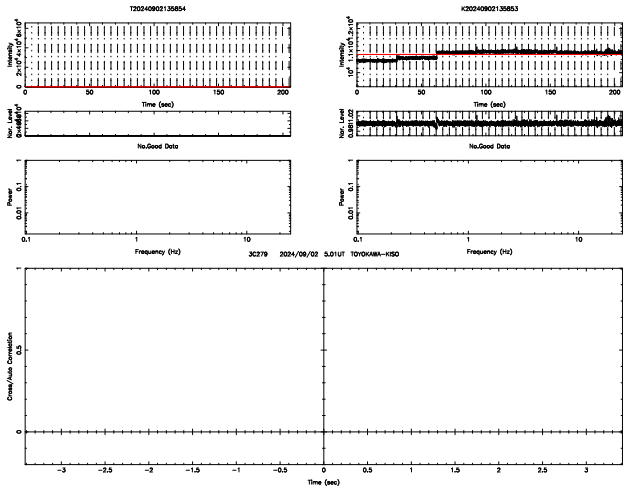
T20240902135854
K20240902135853
No.Good Data
3C279 2024/09/02 5.01UT TOYOKAWA-KISO

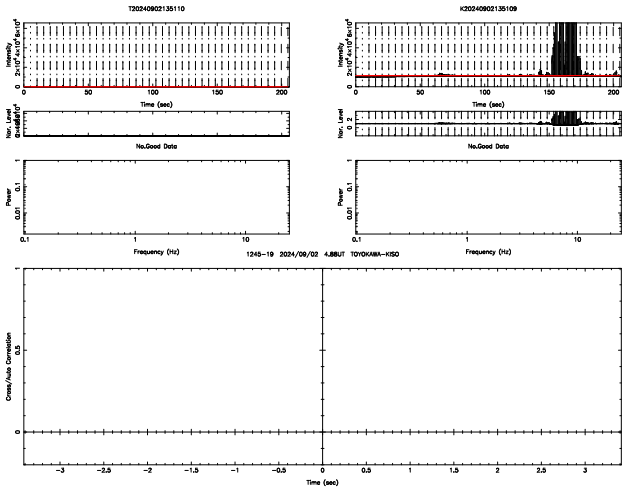
T20240902135110
K20240902135109
No.Good Data
1245-19 2024/09/02 4.88UT TOYOKAWA-KISO

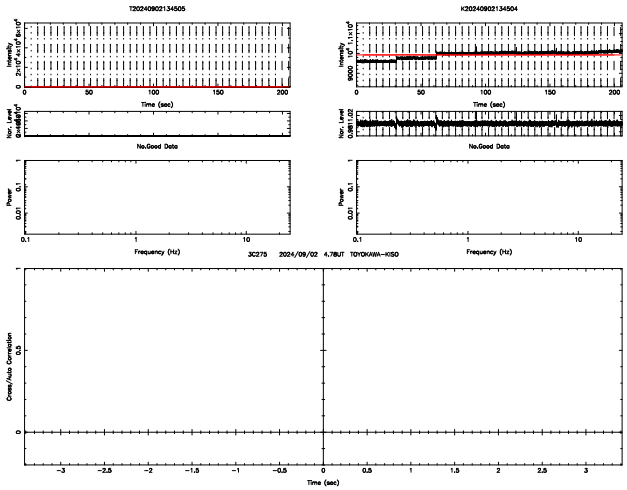
T20240902134505
K20240902134504
No.Good Data
3C279 2024/09/02 4.78UT TOYOKAWA-KISO

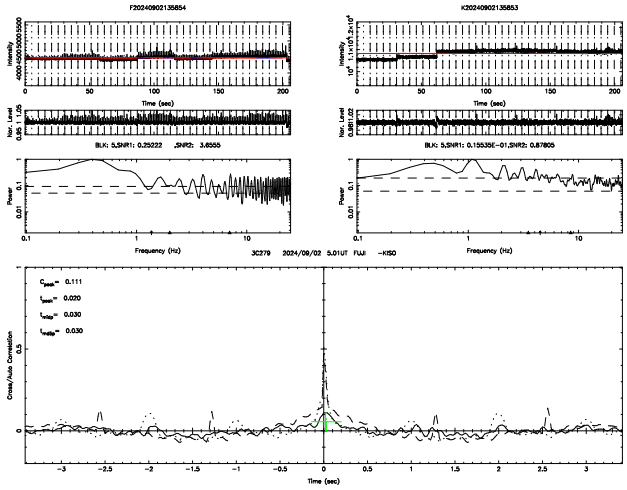
F20240902135854
K20240902135853
BLK: 5,SNR1: 0.25222 ,SNR2: 3.6555
BLK: 5,SNR1: 0.15535E-01,SNR2: 0.67805
3C279 2024/09/02 5.01UT FUJI -KISO
C_{peak}= 0.111
t_{peak}= 0.020
t_{rise}= 0.030
t_{delay}= 0.030

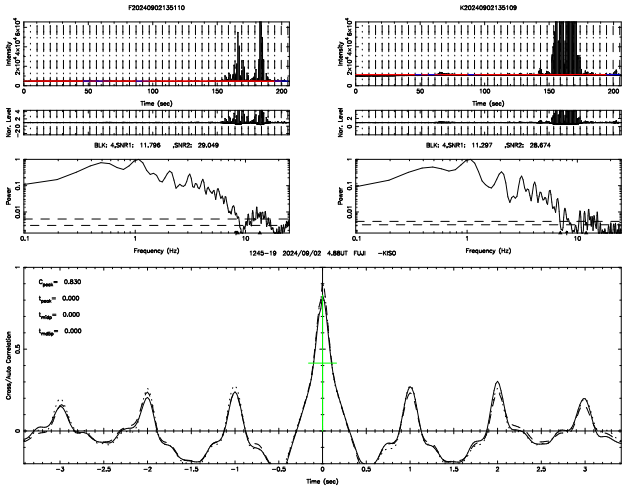
F20240902135110
K20240902135109
BLK: 4,SNR1: 11.796 ,SNR2: 29.049
BLK: 4,SNR1: 11.297 ,SNR2: 28.674
1245-19 2024/09/02 4.88UT FUJI -KISO
C_{peak}= 0.830
t_{peak}= 0.000
t_{rise}= 0.000
t_{delay}= 0.000

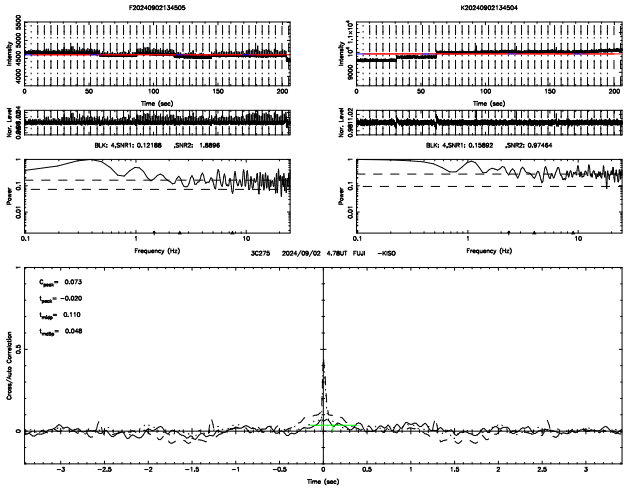
F20240902134505
K20240902134504
BLK: 4,SNR1: 0.12188 ,SNR2: 1.8896
BLK: 4,SNR1: 0.13892 ,SNR2: 0.97464
3C279 2024/09/02 4.78UT FUJI -KISO
C_{peak}= 0.073
t_{peak}= -0.020
t_{rise}= 0.110
t_{delay}= 0.048

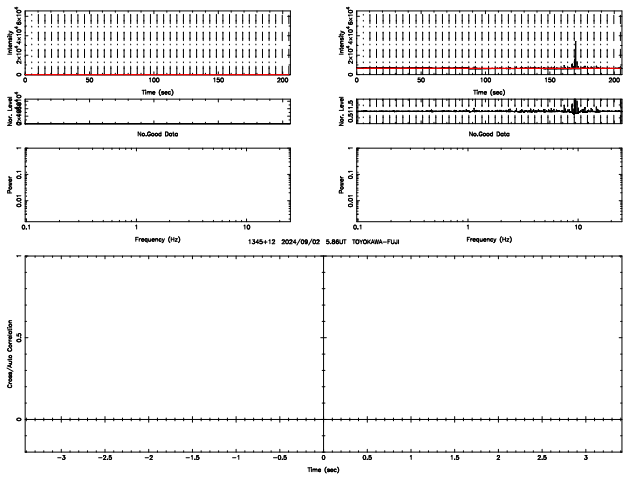
T20240902145006
F20240902145005
No.Good Data
1345+12 2024/09/02 5.86UT TOYOKAWA-FUJI

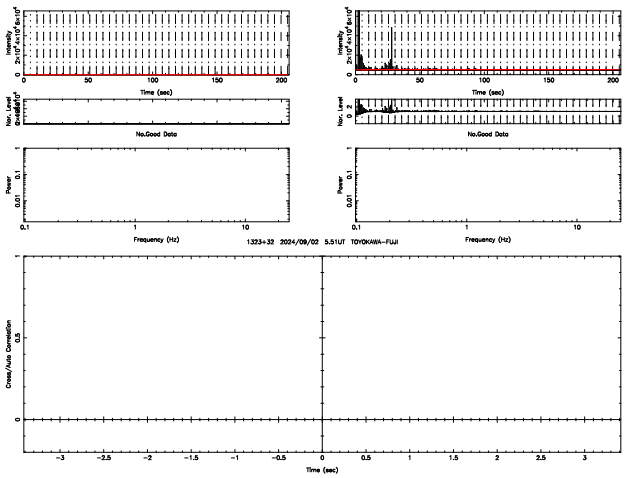
T20240902142848
F20240902142848
No.Good Data
1323+32 2024/09/02 5.51UT TOYOKAWA-FUJI

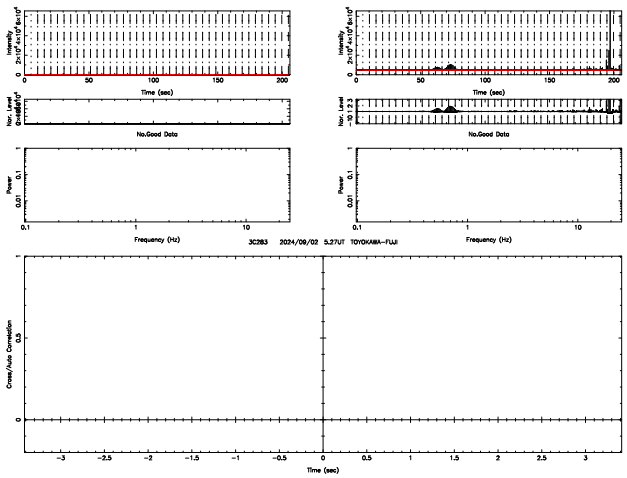
T20240902141423
F20240902141423
No.Good Data
3C283 2024/09/02 5.27UT TOYOKAWA-FUJI

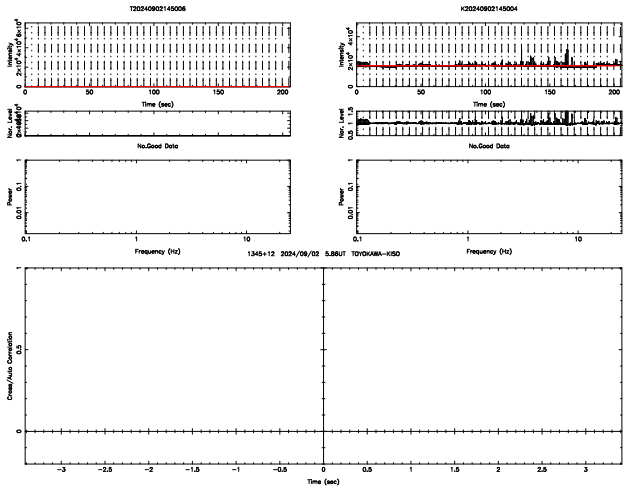
T20240902145006
K20240902145004
No.Good Data
1345+12 2024/09/02 5.86UT TOYOKAWA-KISO

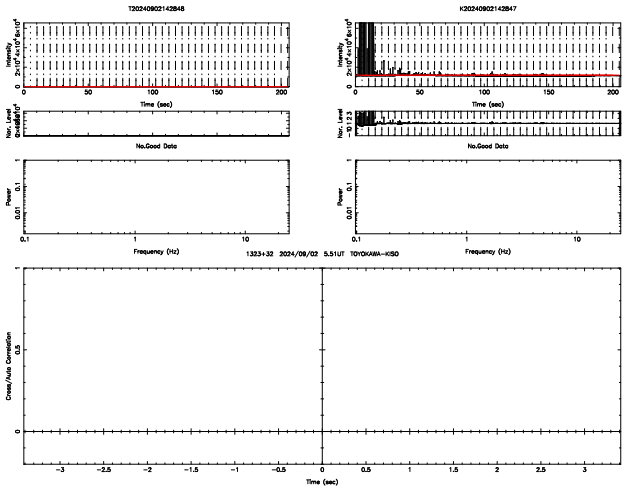
T20240902142848
K20240902142847
No.Good Data
1323+32 2024/09/02 5.51UT TOYOKAWA-KISO

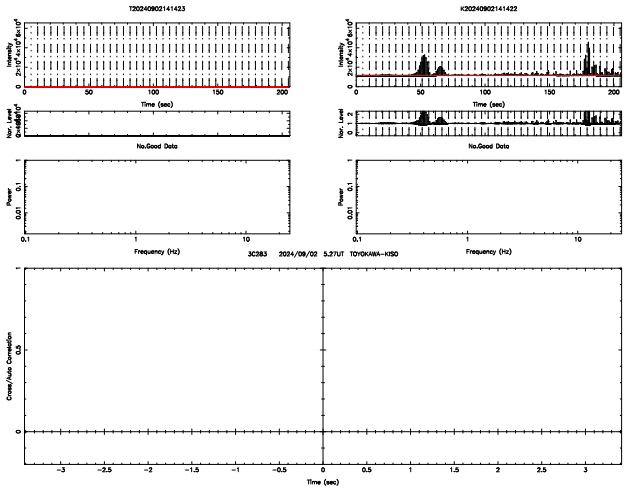
T20240902141423
K20240902141422
No.Good Data
3C283 2024/09/02 5.27UT TOYOKAWA-KISO

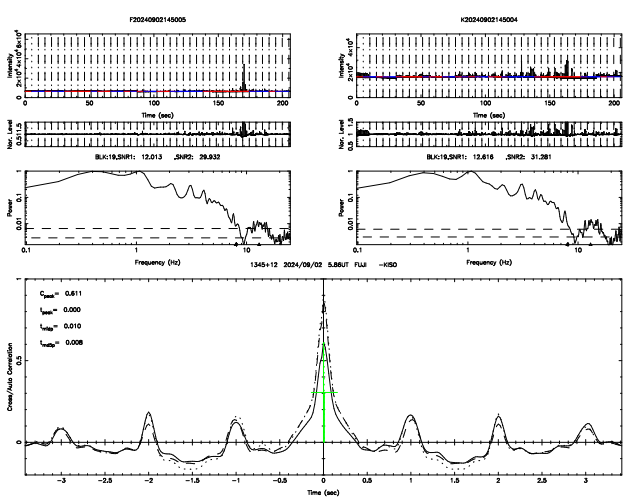
F20240902145005
K20240902145004
BLK:19,SNR1: 12.013 ,SNR2: 29.932
BLK:19,SNR1: 12.616 ,SNR2: 31.281
1345+12 2024/09/02 5.86UT FUJI -KISO
C peak= 0.611
t peak= 0.000
t rdp= 0.010
t rdfp= 0.008

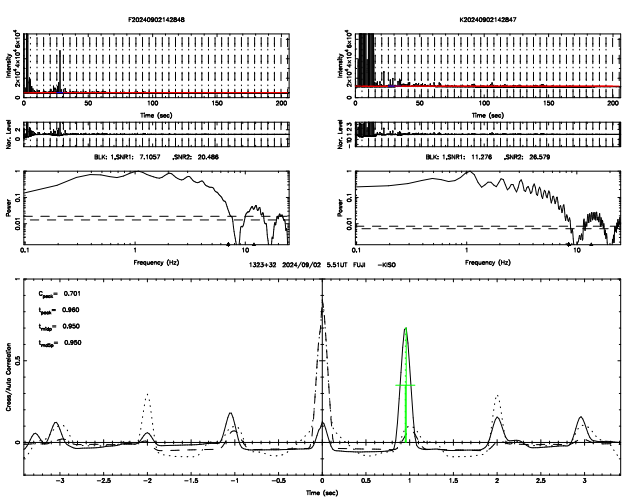
F20240902142848
K20240902142847
BLK: 1,SNR1: 7.1057 ,SNR2: 20.486
BLK: 1,SNR1: 11.376 ,SNR2: 26.579
1323+32 2024/09/02 5.51UT FUJI -KISO
C peak= 0.701
t peak= 0.960
t rdp= 0.950
t rdfp= 0.950

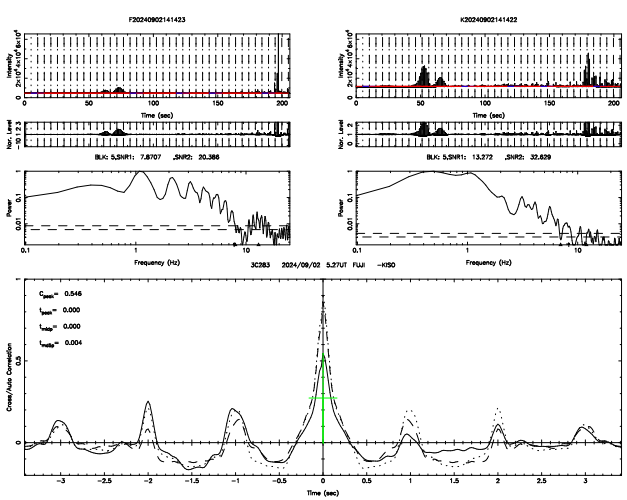
F20240902141423
K20240902141422
BLK: 5,SNR1: 7.8707 ,SNR2: 20.386
BLK: 5,SNR1: 13.272 ,SNR2: 32.629
3C283 2024/09/02 5.27UT FUJI -KISO
C peak= 0.546
t peak= 0.000
t rdp= 0.000
t rdfp= 0.004

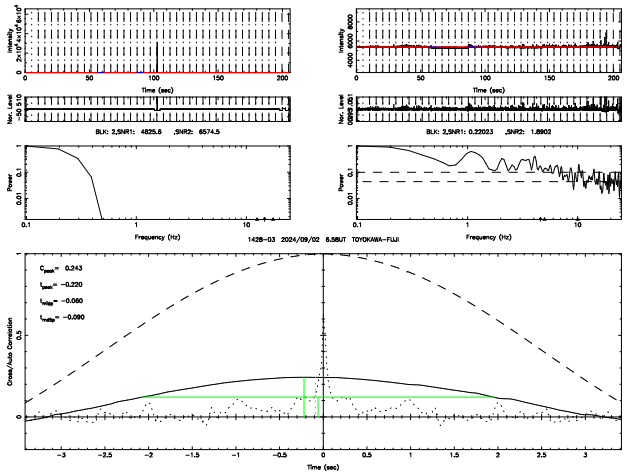
T20240902153321
F20240902153320
BLK: 2,SNR1: 4835.6 ,SNR2: 6574.5
BLK: 2,SNR1: 0.22023 ,SNR2: 1.8902
1428−03 2024/09/02 6.58UT TOYOKAWA−FUJI
C_{peak}= 0.243
t_{peak}= −0.220
t_{edge}= −0.060
t_{cntr}= −0.090
Time (sec)
Frequency (Hz)
Cross/Auto Correlation

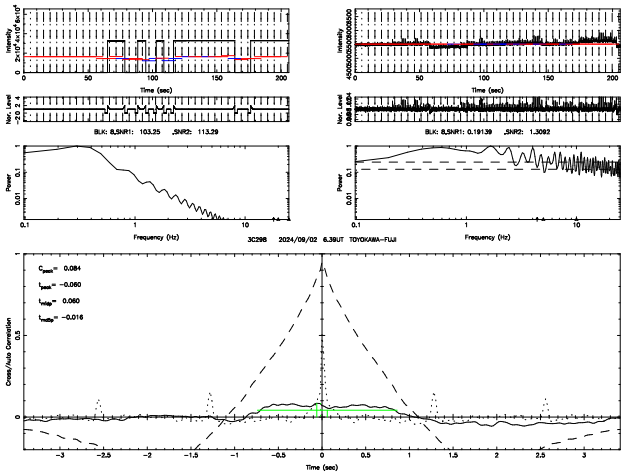
T20240902152137
F20240902152136
BLK: 8,SNR1: 103.25 ,SNR2: 113.29
BLK: 8,SNR1: 0.19139 ,SNR2: 1.3092
3C298 2024/09/02 6.39UT TOYOKAWA−FUJI
C_{peak}= 0.084
t_{peak}= −0.060
t_{edge}= 0.060
t_{cntr}= −0.016
Time (sec)
Frequency (Hz)
Cross/Auto Correlation

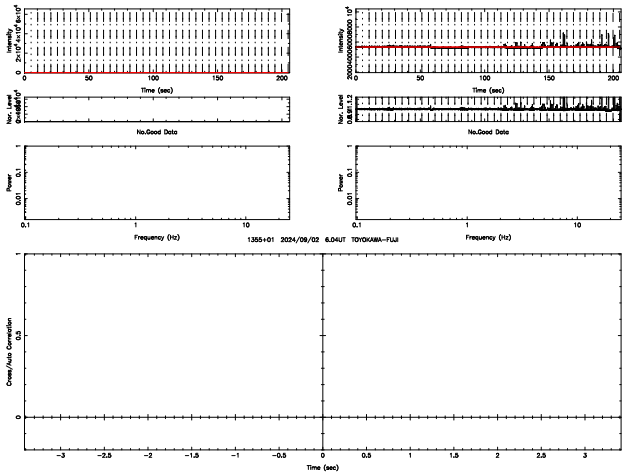
T20240902150027
F20240902150026
No.Good Data
No.Good Data
1355+01 2024/09/02 6.04UT TOYOKAWA−FUJI
Time (sec)
Frequency (Hz)
Cross/Auto Correlation

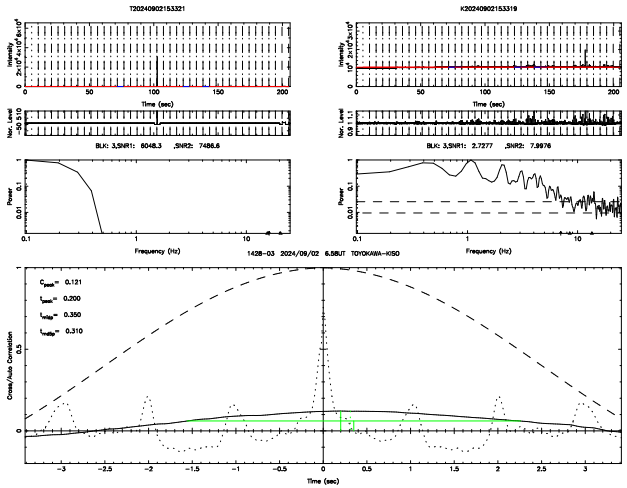
T20240902153321
K20240902153319
BLK: 3,SNR1: 6048.3 ,SNR2: 7486.6
BLK: 3,SNR1: 2.7277 ,SNR2: 7.9976
1428−03 2024/09/02 6.58UT TOYOKAWA−KISO
C_{peak}= 0.121
t_{peak}= 0.200
t_{edge}= 0.350
t_{cntr}= 0.310
Time (sec)
Frequency (Hz)
Cross/Auto Correlation

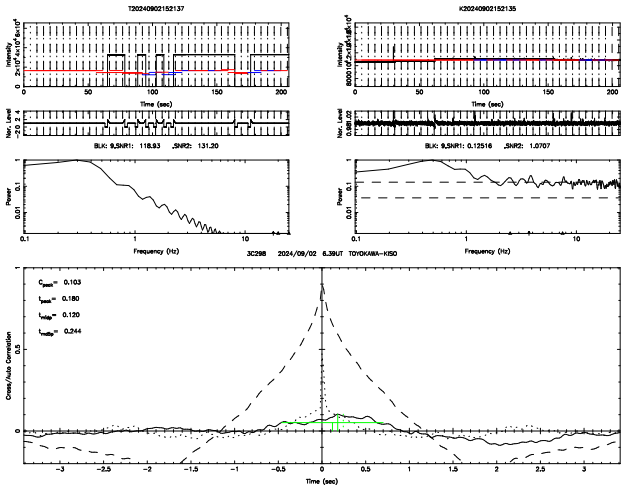
T20240902152137
K20240902152135
BLK: 9,SNR1: 118.93 ,SNR2: 131.20
BLK: 9,SNR1: 0.12516 ,SNR2: 1.0707
3C298 2024/09/02 6.39UT TOYOKAWA−KISO
C_{peak}= 0.103
t_{peak}= 0.180
t_{edge}= 0.120
t_{cntr}= 0.244
Time (sec)
Frequency (Hz)
Cross/Auto Correlation

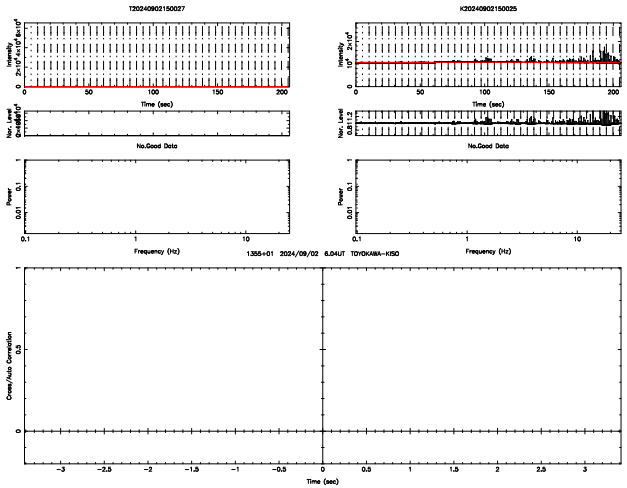
T20240902150027
K20240902150025
No.Good Data
No.Good Data
1355+01 2024/09/02 6.04UT TOYOKAWA−KISO
Time (sec)
Frequency (Hz)
Cross/Auto Correlation

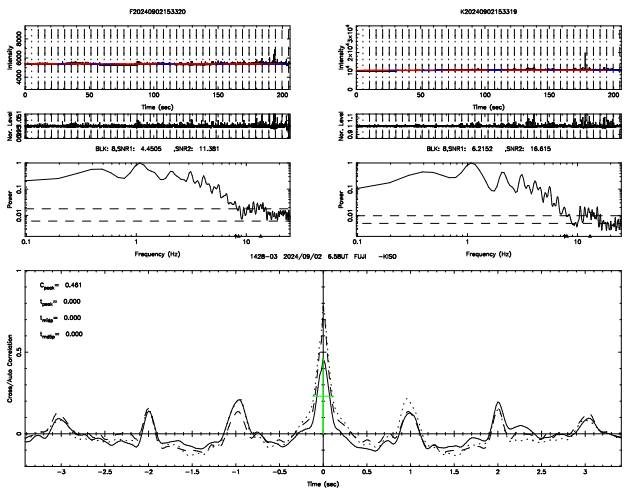
F20240902153320
K20240902153319
BLK: 8,SNR1: 4.4505 ,SNR2: 11.381
BLK: 8,SNR1: 6.2152 ,SNR2: 16.615
1428−03 2024/09/02 6.58UT FUJI −KISO
C_{peak}= 0.461
t_{peak}= 0.000
t_{edge}= 0.000
t_{cntr}= 0.000
Time (sec)
Frequency (Hz)
Cross/Auto Correlation

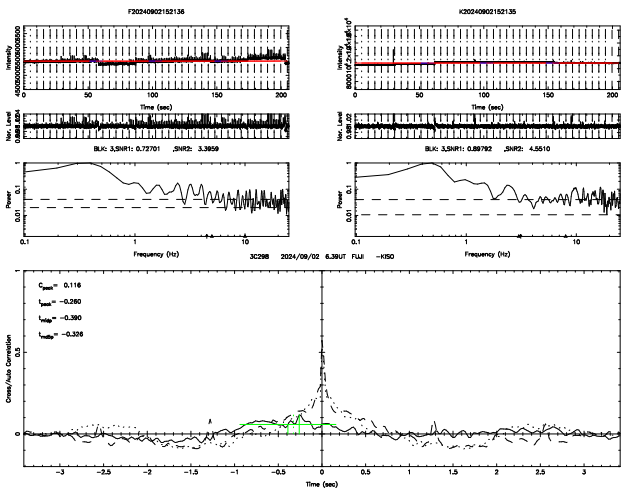
F20240902152136
K20240902152135
BLK: 3,SNR1: 0.72701 ,SNR2: 3.3959
BLK: 3,SNR1: 0.89792 ,SNR2: 4.5510
3C298 2024/09/02 6.39UT FUJI −KISO
C_{peak}= 0.116
t_{peak}= −0.260
t_{edge}= −0.380
t_{cntr}= −0.326
Time (sec)
Frequency (Hz)
Cross/Auto Correlation

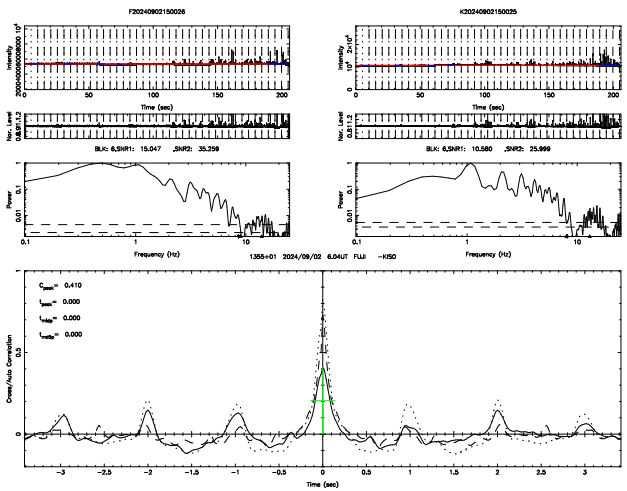
F20240902150026
K20240902150025
BLK: 6,SNR1: 15.047 ,SNR2: 35.259
BLK: 6,SNR1: 10.580 ,SNR2: 25.999
1355+01 2024/09/02 6.04UT FUJI −KISO
C_{peak}= 0.410
t_{peak}= 0.000
t_{edge}= 0.000
t_{cntr}= 0.000
Time (sec)
Frequency (Hz)
Cross/Auto Correlation

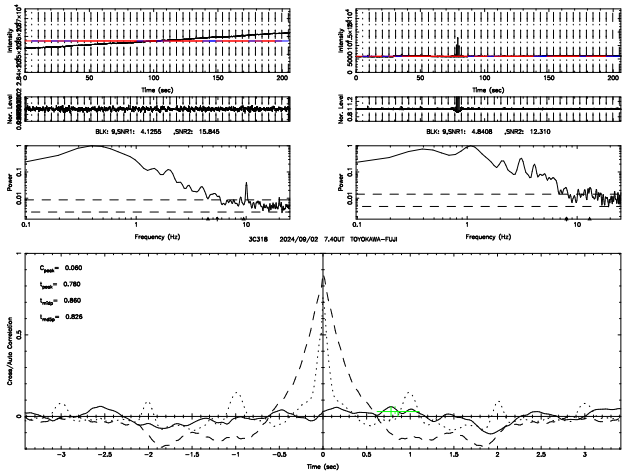
T20240902162218
F20240902162217
BLK: 9,SNR1: 4.1255 ,SNR2: 15.845
BLK: 9,SNR1: 4.8408 ,SNR2: 12.310
3C318 2024/09/02 7.40UT TOYOKAWA-FUJI
C_{peak}= 0.060
t_{peak}= 0.780
t_{cntr}= 0.860
t_{width}= 0.826

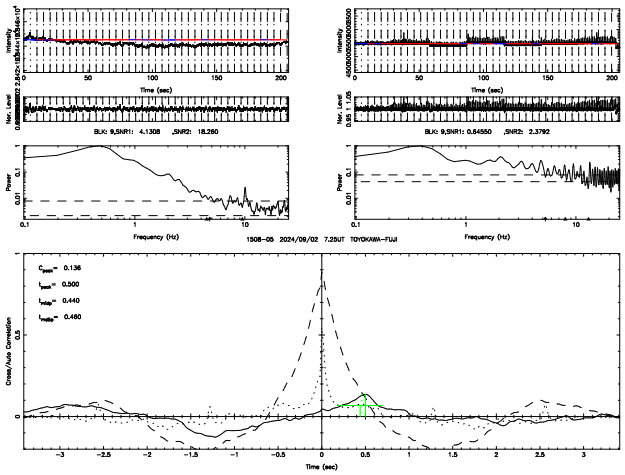
T20240902161318
F20240902161317
BLK: 9,SNR1: 4.1308 ,SNR2: 18.260
BLK: 9,SNR1: 0.54550 ,SNR2: 2.3792
1508-05 2024/09/02 7.25UT TOYOKAWA-FUJI
C_{peak}= 0.136
t_{peak}= 0.500
t_{cntr}= 0.440
t_{width}= 0.460

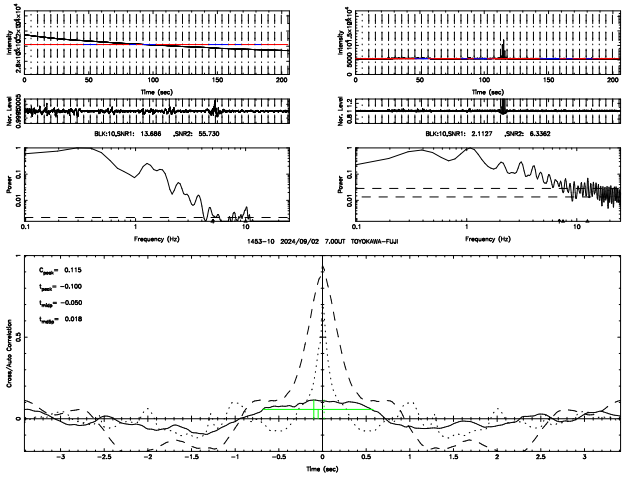
T20240902155825
F20240902155824
BLK:10,SNR1: 13.686 ,SNR2: 55.730
BLK:10,SNR1: 2.1127 ,SNR2: 8.3362
1453-10 2024/09/02 7.00UT TOYOKAWA-FUJI
C_{peak}= 0.115
t_{peak}= -0.100
t_{cntr}= -0.050
t_{width}= 0.018

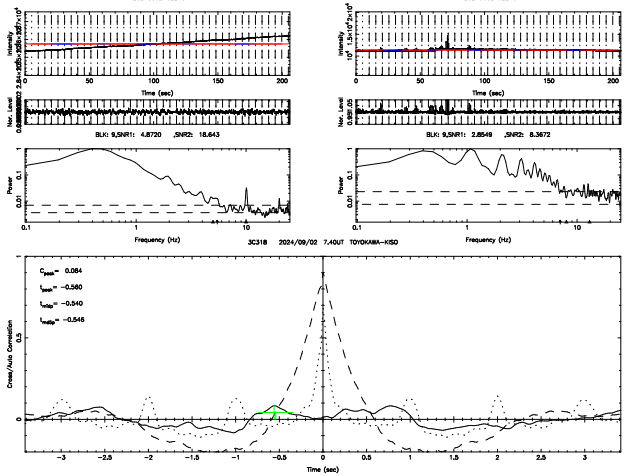
T20240902162218
K20240902162216
BLK: 9,SNR1: 4.8720 ,SNR2: 18.643
BLK: 9,SNR1: 2.8549 ,SNR2: 8.3672
3C318 2024/09/02 7.40UT TOYOKAWA-KISO
C_{peak}= 0.084
t_{peak}= -0.560
t_{cntr}= -0.540
t_{width}= -0.546

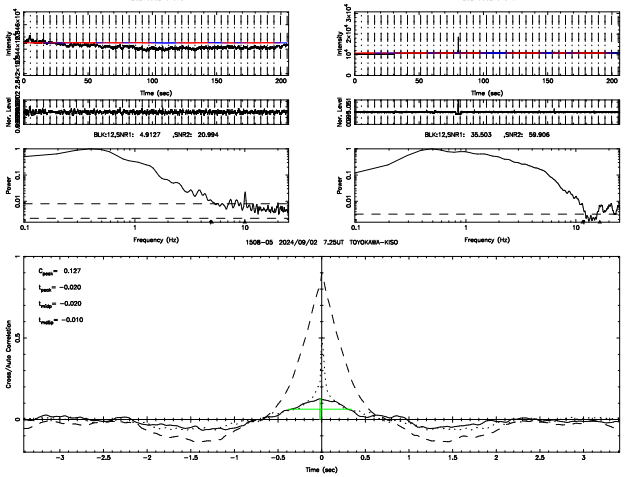
T20240902161318
K20240902161316
BLK:12,SNR1: 4.9127 ,SNR2: 20.994
BLK:12,SNR1: 35.503 ,SNR2: 59.906
1508-05 2024/09/02 7.25UT TOYOKAWA-KISO
C_{peak}= 0.127
t_{peak}= -0.020
t_{cntr}= -0.020
t_{width}= -0.010

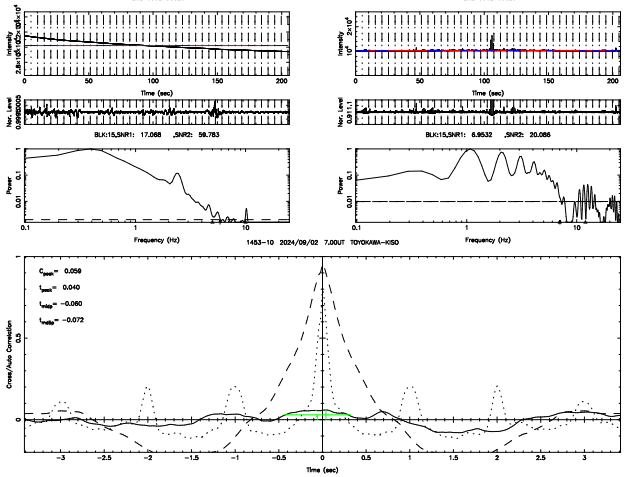
T20240902155825
K20240902155823
BLK:15,SNR1: 17.088 ,SNR2: 59.783
BLK:15,SNR1: 6.9532 ,SNR2: 20.088
1453-10 2024/09/02 7.00UT TOYOKAWA-KISO
C_{peak}= 0.059
t_{peak}= 0.040
t_{cntr}= -0.060
t_{width}= -0.072

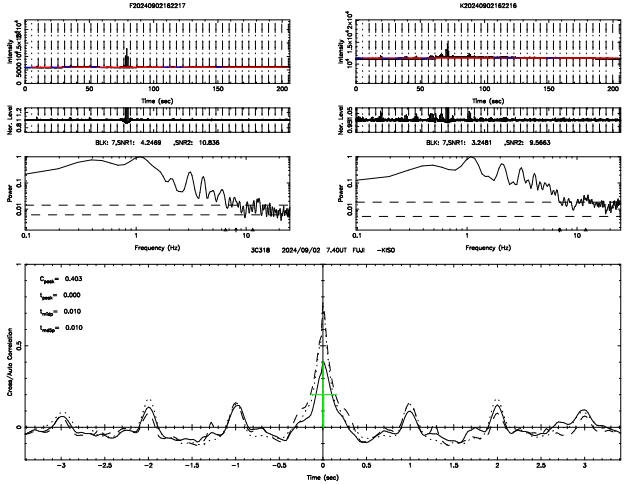
F20240902162217
K20240902162216
BLK: 7,SNR1: 4.2469 ,SNR2: 10.836
BLK: 7,SNR1: 3.3481 ,SNR2: 9.5663
3C318 2024/09/02 7.40UT FUJI -KISO
C_{peak}= 0.403
t_{peak}= 0.000
t_{cntr}= 0.010
t_{width}= 0.010

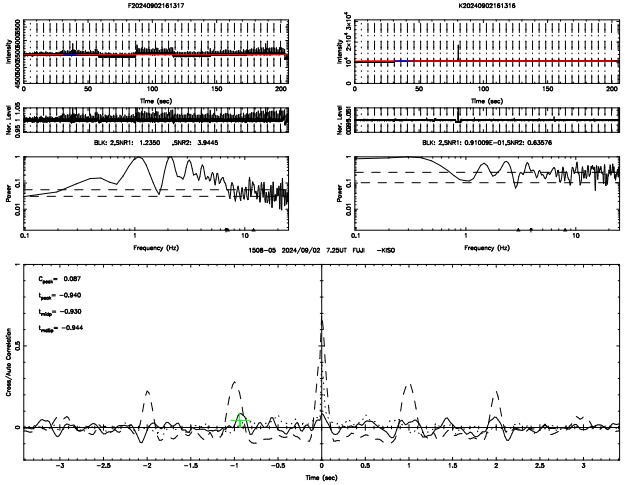
F20240902161317
K20240902161316
BLK: 2,SNR1: 1.2350 ,SNR2: 3.9445
BLK: 2,SNR1: 0.91009E-01,SNR2: 0.63576
1508-05 2024/09/02 7.25UT FUJI -KISO
C_{peak}= 0.087
t_{peak}= -0.940
t_{cntr}= -0.930
t_{width}= -0.944

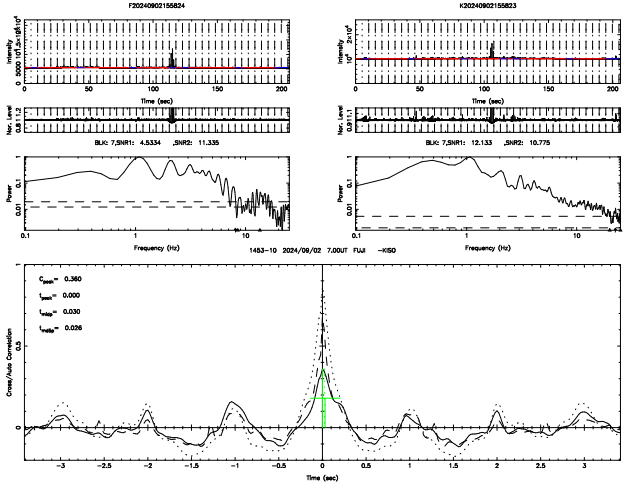
F20240902155824
K20240902155823
BLK: 7,SNR1: 4.5334 ,SNR2: 11.335
BLK: 7,SNR1: 12.133 ,SNR2: 10.775
1453-10 2024/09/02 7.00UT FUJI -KISO
C_{peak}= 0.360
t_{peak}= 0.000
t_{cntr}= 0.030
t_{width}= 0.026

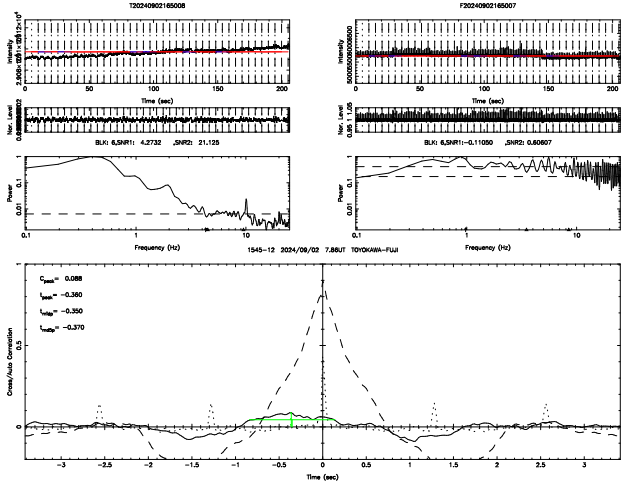
T20240902165008
F20240902165007
BLK: 6,SNR1: 4.2732 ,SNR2: 21.125
BLK: 6,SNR1:-0.11050 ,SNR2: 0.60607
1545-12 2024/09/02 7.86UT TOYOKAWA-FUJI
C_{peak}= 0.088
t_{peak}= -0.360
t_{rise}= -0.350
$t_{rise/2}$= -0.370

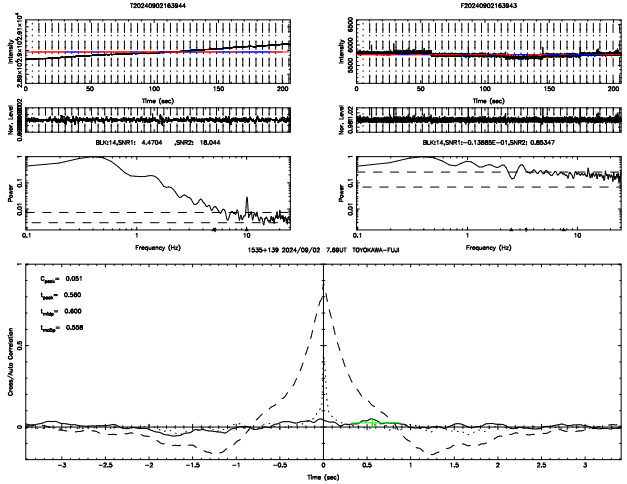
T20240902163944
F20240902163943
BLK:14,SNR1: 4.4704 ,SNR2: 18.044
BLK:14,SNR1:-0.13885E-01,SNR2: 0.85347
1535+139 2024/09/02 7.69UT TOYOKAWA-FUJI
C_{peak}= 0.051
t_{peak}= 0.560
t_{rise}= 0.600
$t_{rise/2}$= 0.558

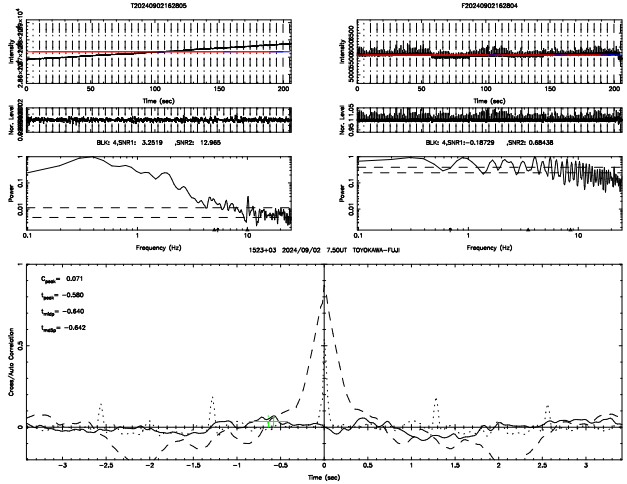
T20240902162805
F20240902162804
BLK: 4,SNR1: 3.2519 ,SNR2: 12.965
BLK: 4,SNR1:-0.18729 ,SNR2: 0.68438
1523+03 2024/09/02 7.50UT TOYOKAWA-FUJI
C_{peak}= 0.071
t_{peak}= -0.560
t_{rise}= -0.640
$t_{rise/2}$= -0.642

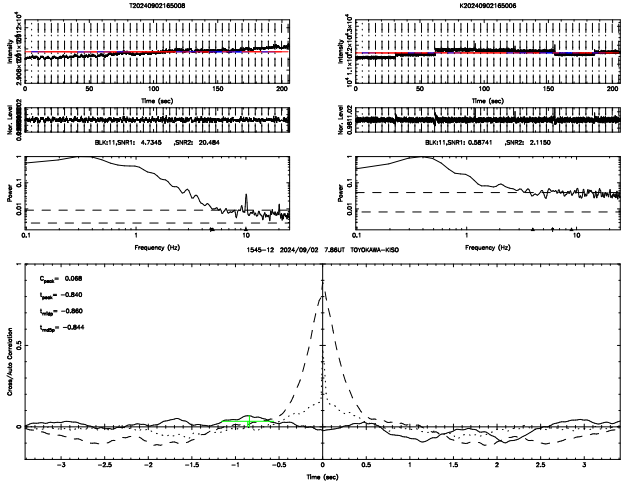
T20240902165008
K20240902165006
BLK:11,SNR1: 4.7345 ,SNR2: 20.484
BLK:11,SNR1: 0.58741 ,SNR2: 2.1150
1545-12 2024/09/02 7.86UT TOYOKAWA-KISO
C_{peak}= 0.068
t_{peak}= -0.840
t_{rise}= -0.860
$t_{rise/2}$= -0.844

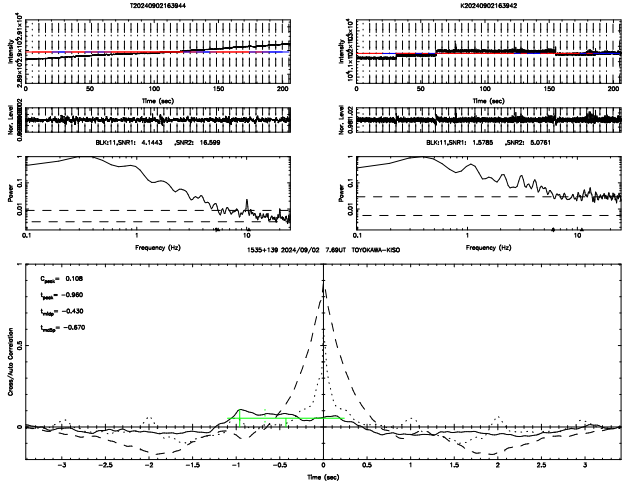
T20240902163944
K20240902163942
BLK:11,SNR1: 4.1443 ,SNR2: 16.599
BLK:11,SNR1: 1.5785 ,SNR2: 5.0761
1535+139 2024/09/02 7.69UT TOYOKAWA-KISO
C_{peak}= 0.108
t_{peak}= -0.960
t_{rise}= -0.430
$t_{rise/2}$= -0.670

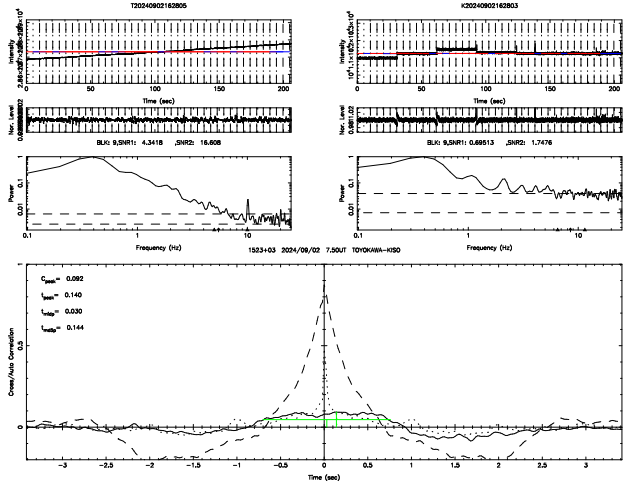
T20240902162805
K20240902162803
BLK: 9,SNR1: 4.3418 ,SNR2: 16.608
BLK: 9,SNR1: 0.69513 ,SNR2: 1.7476
1523+03 2024/09/02 7.50UT TOYOKAWA-KISO
C_{peak}= 0.092
t_{peak}= 0.140
t_{rise}= 0.030
$t_{rise/2}$= 0.144

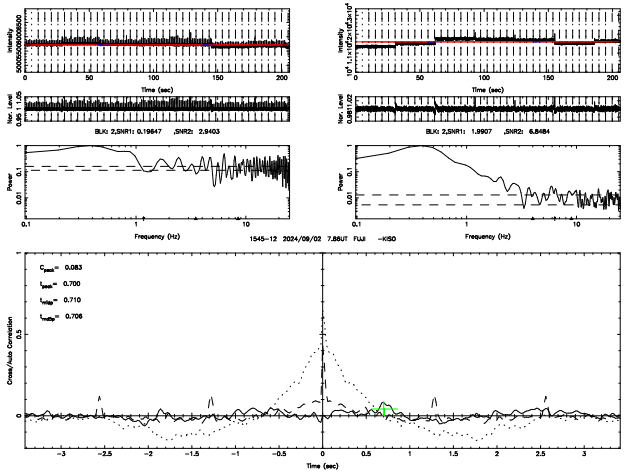
F20240902165007
K20240902165006
BLK: 2,SNR1: 0.19647 ,SNR2: 2.9403
BLK: 2,SNR1: 1.9907 ,SNR2: 6.8484
1545-12 2024/09/02 7.86UT FUJI -KISO
C_{peak}= 0.083
t_{peak}= 0.700
t_{rise}= 0.710
$t_{rise/2}$= 0.706

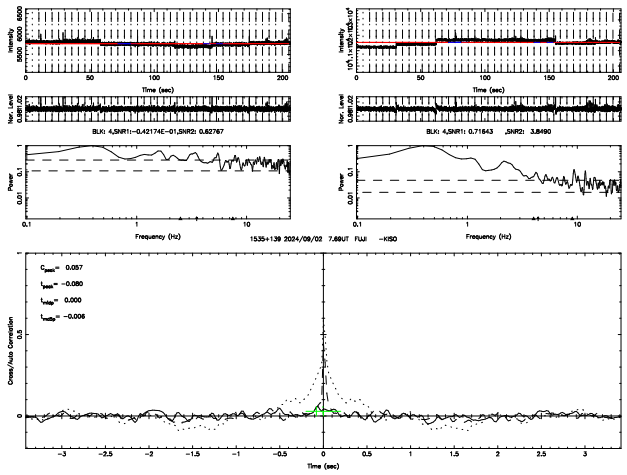
F20240902163943
K20240902163942
BLK: 4,SNR1:-0.42174E-01,SNR2: 0.62767
BLK: 4,SNR1: 0.71643 ,SNR2: 3.8490
1535+139 2024/09/03 7.69UT FUJI -KISO
C_{peak}= 0.057
t_{peak}= -0.080
t_{rise}= 0.000
$t_{rise/2}$= -0.006

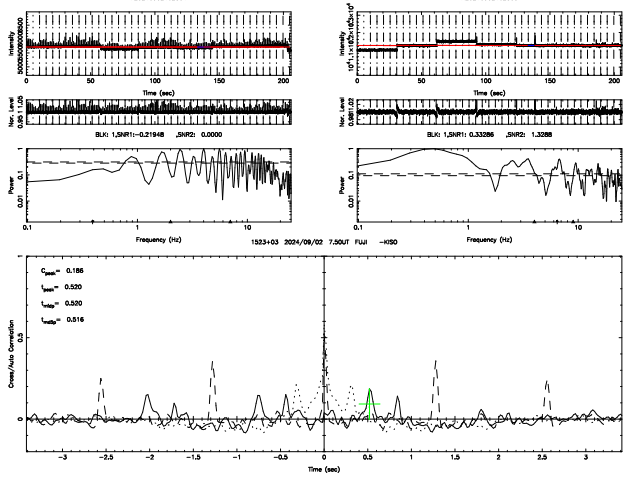
F20240902162804
K20240902162803
BLK: 1,SNR1:-0.21948 ,SNR2: 0.0000
BLK: 1,SNR1: 0.33286 ,SNR2: 1.3288
1523+03 2024/09/02 7.50UT FUJI -KISO
C_{peak}= 0.186
t_{peak}= 0.520
t_{rise}= 0.520
$t_{rise/2}$= 0.516

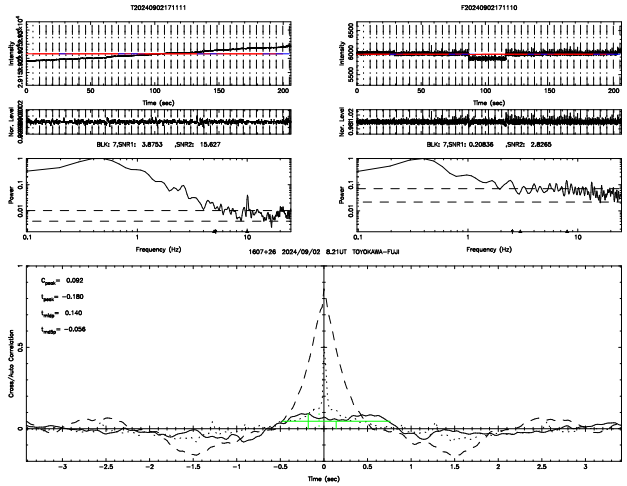
T20240902171111
F20240902171110
Intensity
Time (sec)
Nor. Level
BLK: 7,SNR1: 3.8753 ,SNR2: 15.627
BLK: 7,SNR1: 0.20836 ,SNR2: 2.8265
Power
Frequency (Hz)
1607+26 2024/09/02 8.21UT TOYOKAWA-FUJI
Cross/Auto Correlation
C_{max}= 0.092
t_{max}= −0.180
t_{edge}= 0.140
t_{width}= −0.056

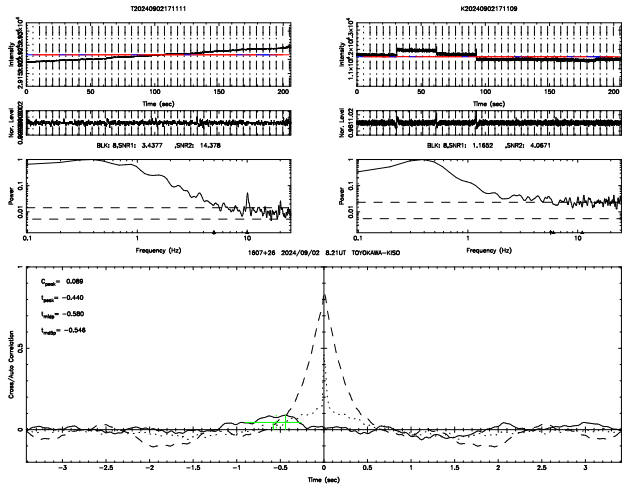
T20240902171111
K20240902171109
Intensity
Time (sec)
Nor. Level
BLK: 8,SNR1: 3.4377 ,SNR2: 14.378
BLK: 8,SNR1: 1.1632 ,SNR2: 4.0671
Power
Frequency (Hz)
1607+26 2024/09/02 8.21UT TOYOKAWA-KISO
Cross/Auto Correlation
C_{max}= 0.089
t_{max}= −0.440
t_{edge}= −0.580
t_{width}= −0.546

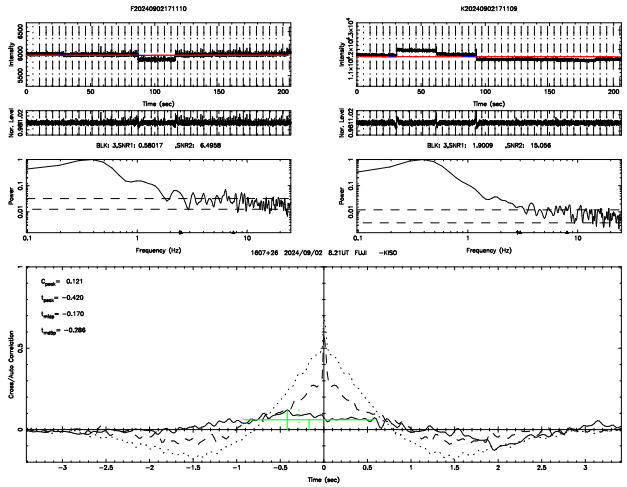
F20240902171110
K20240902171109
Intensity
Time (sec)
Nor. Level
BLK: 3,SNR1: 0.58017 ,SNR2: 6.4958
BLK: 3,SNR1: 1.9009 ,SNR2: 15.056
Power
Frequency (Hz)
1607+26 2024/09/02 8.21UT FUJI -KISO
Cross/Auto Correlation
C_{max}= 0.121
t_{max}= −0.420
t_{edge}= −0.170
t_{width}= −0.286