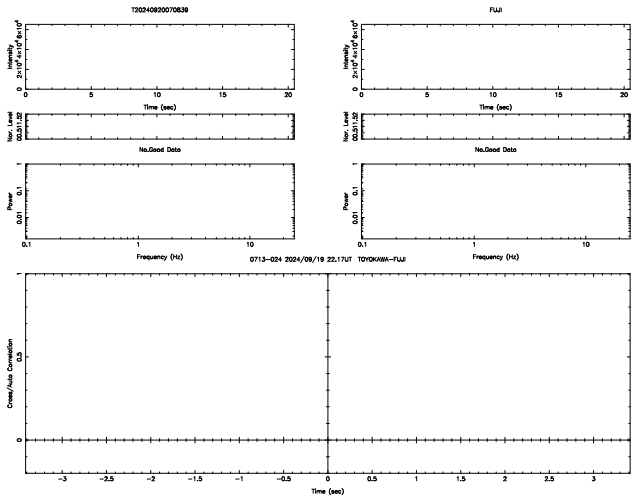
T20240920070839
FUJI
No.Good Data
No.Good Data
0713−024 2024/09/19 22.17UT TOYOKAWA−FUJI

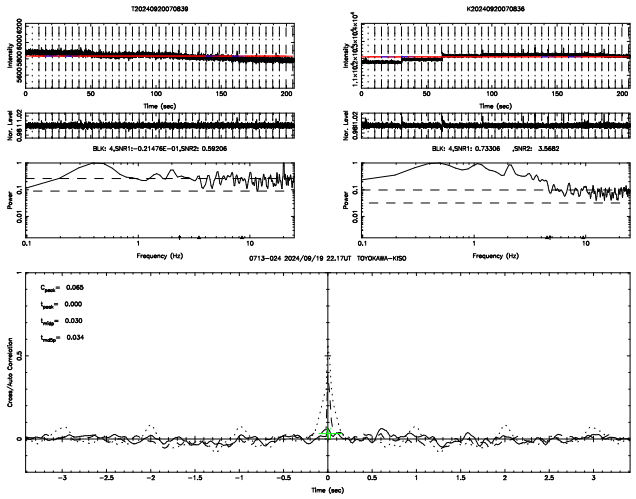
T20240920070839
K20240920070836
BLK: 4,SNR1:−0.21476E−01,SNR2: 0.59206
BLK: 4,SNR1: 0.73306 ,SNR2: 3.5682
0713−024 2024/09/19 22.17UT TOYOKAWA−KISO
C_{peak}= 0.065
t_{peak}= 0.000
t_{rise}= 0.030
t_{edge}= 0.034

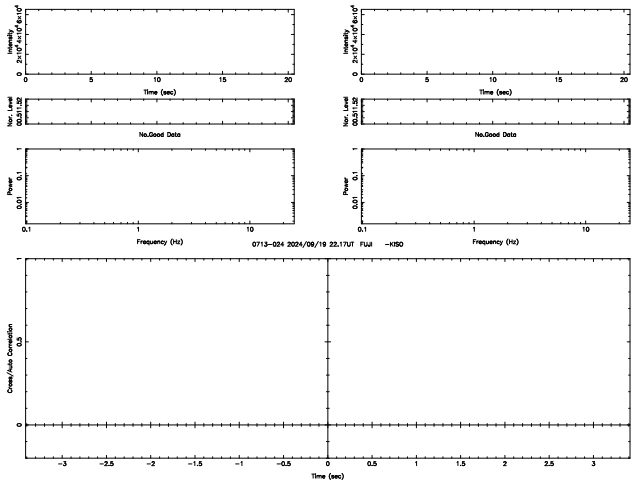
FUJI
K20240920070836
No.Good Data
No.Good Data
0713−024 2024/09/19 22.17UT FUJI −KISO

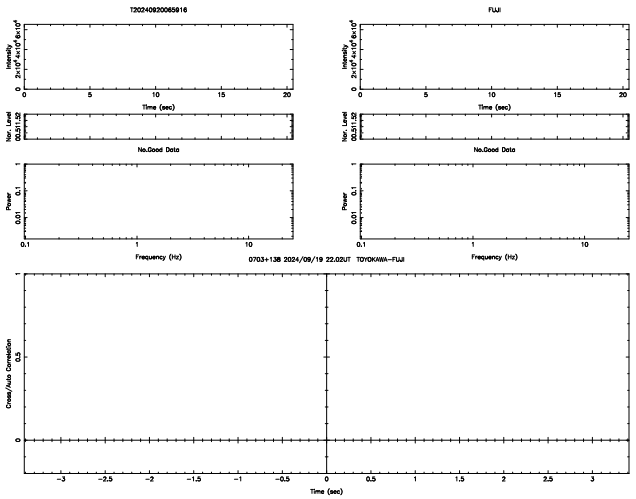
T20240920065916
FUJI
No.Good Data
No.Good Data
0703+138 2024/09/19 22.02UT TOYOKAWA−FUJI

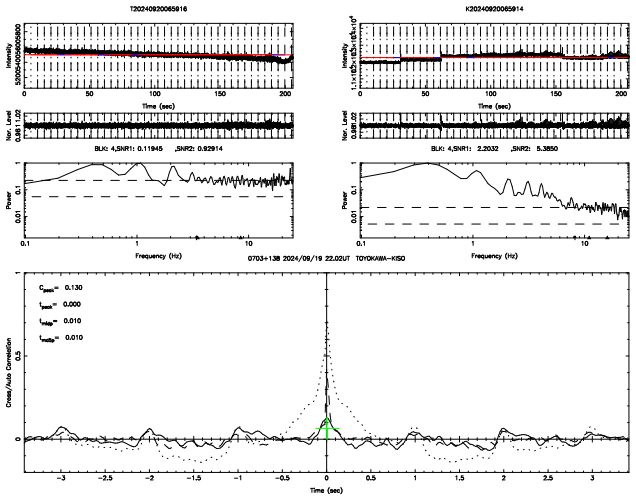
T20240920065916
K20240920065914
BLK: 4,SNR1: 0.11945 ,SNR2: 0.92914
BLK: 4,SNR1: 2.2032 ,SNR2: 5.3850
0703+138 2024/09/19 22.02UT TOYOKAWA−KISO
C_{peak}= 0.130
t_{peak}= 0.000
t_{rise}= 0.010
t_{edge}= 0.010

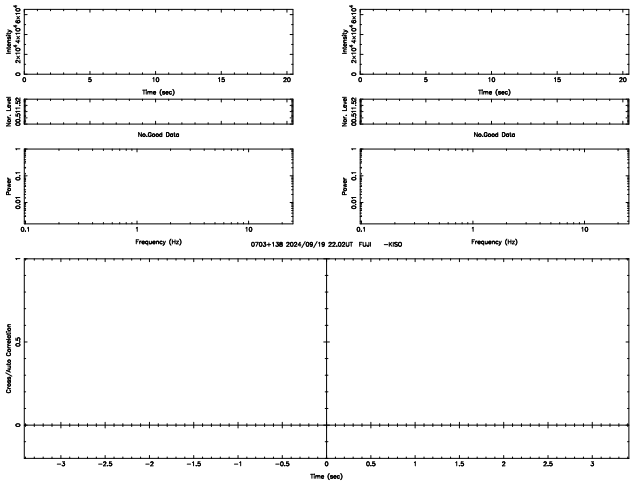
FUJI
K20240920065914
No.Good Data
No.Good Data
0703+138 2024/09/19 22.02UT FUJI −KISO

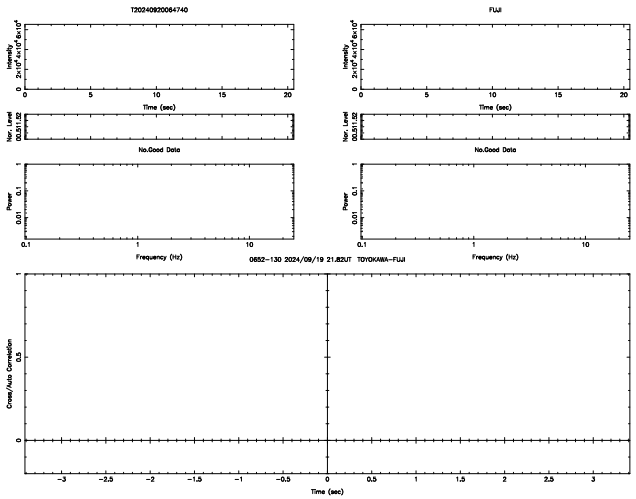
T20240920064740
FUJI
No.Good Data
No.Good Data
0652−130 2024/09/19 21.82UT TOYOKAWA−FUJI

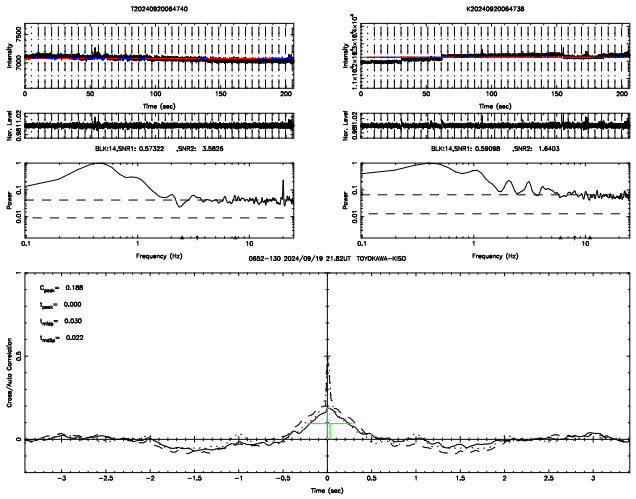
T20240920064740
K20240920064738
BLK:14,SNR1: 0.57322 ,SNR2: 3.5826
BLK:14,SNR1: 0.59098 ,SNR2: 1.6403
0652−130 2024/09/19 21.82UT TOYOKAWA−KISO
C_{peak}= 0.188
t_{peak}= 0.000
t_{rise}= 0.030
t_{edge}= 0.022

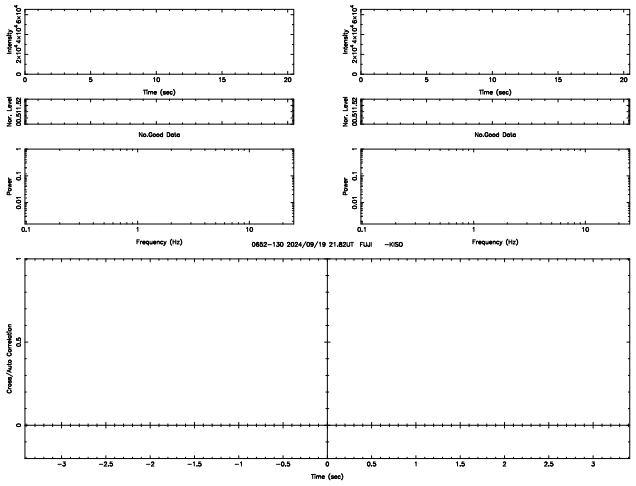
FUJI
K20240920064738
No.Good Data
No.Good Data
0652−130 2024/09/19 21.82UT FUJI −KISO

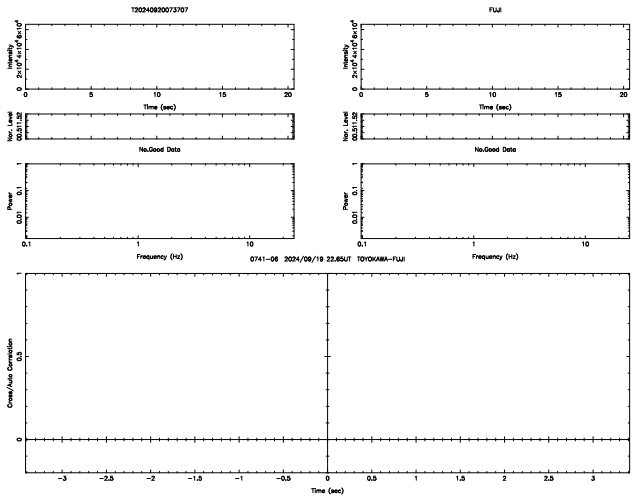
T20240920073707
FUJI
No.Good Data
No.Good Data
0741-06 2024/09/19 22.65UT TOYOKAWA-FUJI

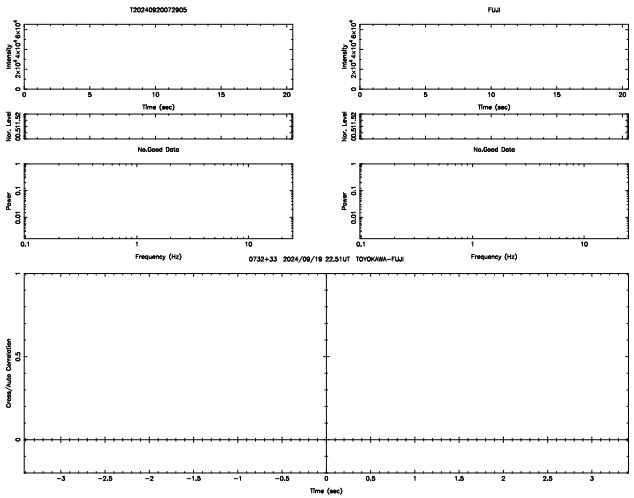
T20240920072905
FUJI
No.Good Data
No.Good Data
0732+33 2024/09/19 22.51UT TOYOKAWA-FUJI

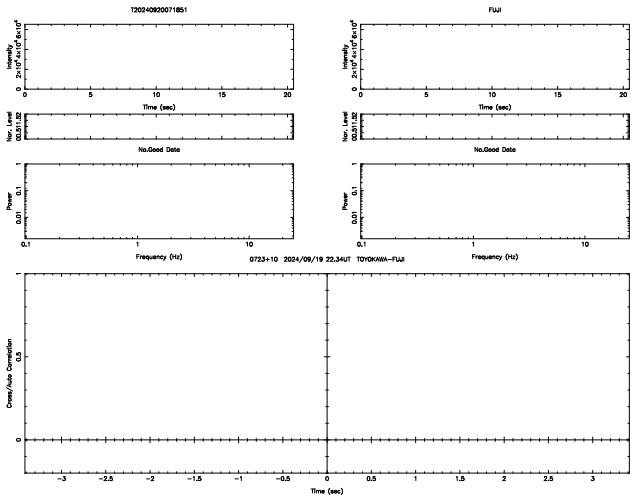
T20240920071851
FUJI
No.Good Data
No.Good Data
0723+10 2024/09/19 22.34UT TOYOKAWA-FUJI

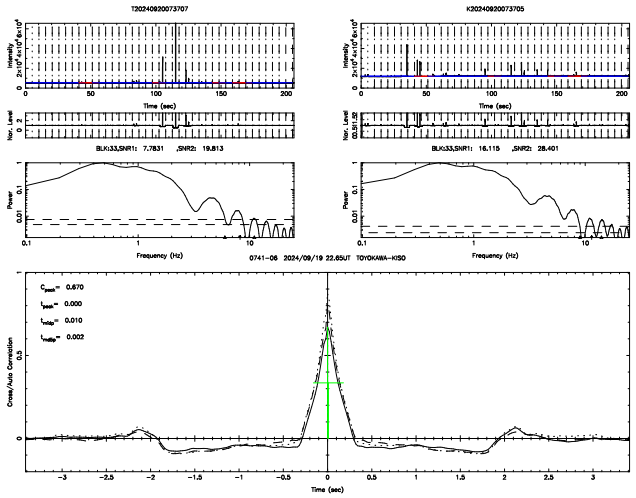
T20240920073707
K20240920073705
BLK:33,SNR1: 7.7831 ,SNR2: 19.813
BLK:33,SNR1: 16.115 ,SNR2: 28.401
0741-06 2024/09/19 22.65UT TOYOKAWA-KISO
C_{peak}= 0.670
t_{peak}= 0.000
t_{rise}= 0.010
t_{width}= 0.002

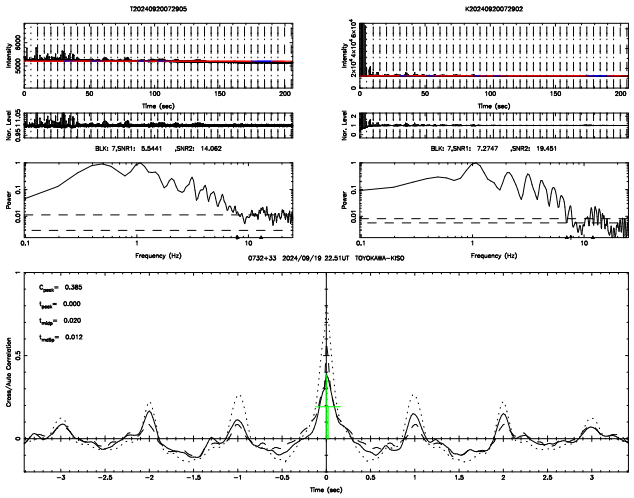
T20240920072905
K20240920072902
BLK: 7,SNR1: 5.5441 ,SNR2: 14.062
BLK: 7,SNR1: 7.2747 ,SNR2: 19.451
0732+33 2024/09/19 22.51UT TOYOKAWA-KISO
C_{peak}= 0.385
t_{peak}= 0.000
t_{rise}= 0.020
t_{width}= 0.012

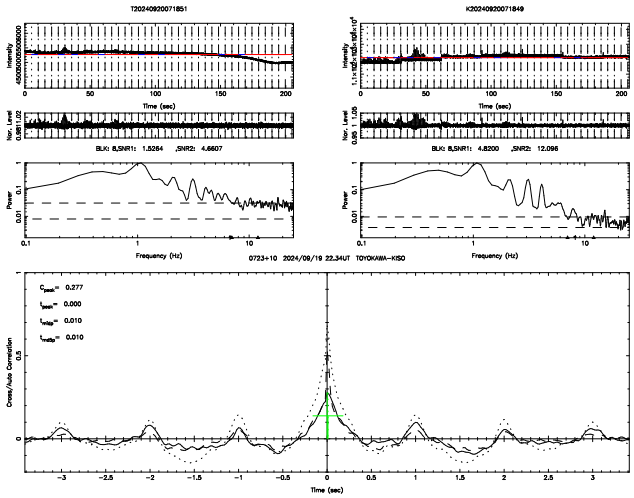
T20240920071851
K20240920071849
BLK: 8,SNR1: 1.5284 ,SNR2: 4.6607
BLK: 8,SNR1: 4.8200 ,SNR2: 12.098
0723+10 2024/09/19 22.34UT TOYOKAWA-KISO
C_{peak}= 0.277
t_{peak}= 0.000
t_{rise}= 0.010
t_{width}= 0.010

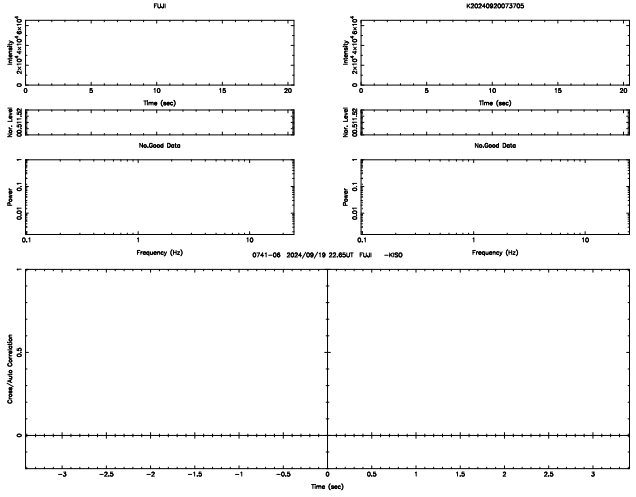
FUJI
K20240920073705
No.Good Data
No.Good Data
0741-06 2024/09/19 22.65UT FUJI -KISO

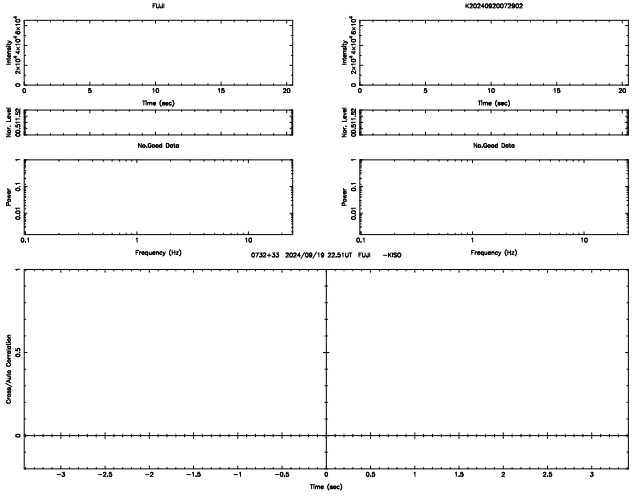
FUJI
K20240920072902
No.Good Data
No.Good Data
0732+33 2024/09/19 22.51UT FUJI -KISO

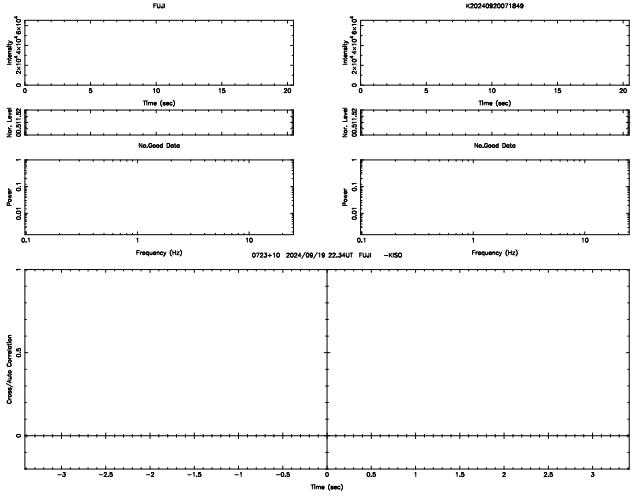
FUJI
K20240920071849
No.Good Data
No.Good Data
0723+10 2024/09/19 22.34UT FUJI -KISO

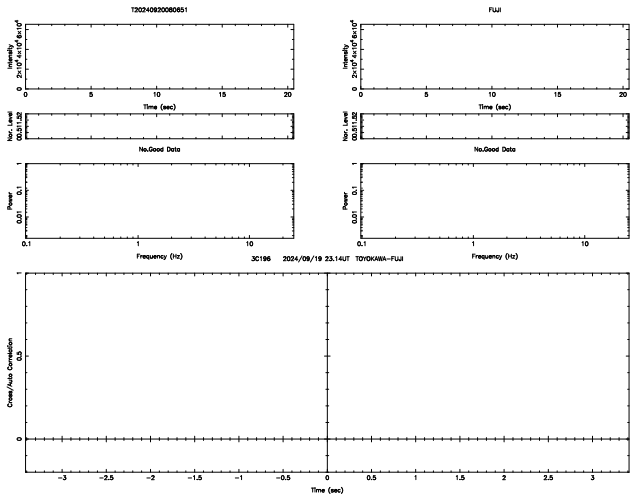
T20240920080651
FUJI
No.Good Data
No.Good Data
3C196 2024/09/19 23.14UT TOYOKAWA-FUJI

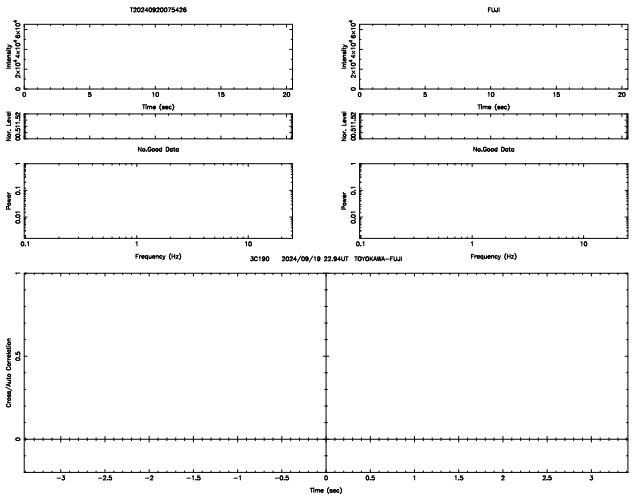
T20240920075426
FUJI
No.Good Data
No.Good Data
3C190 2024/09/19 22.94UT TOYOKAWA-FUJI

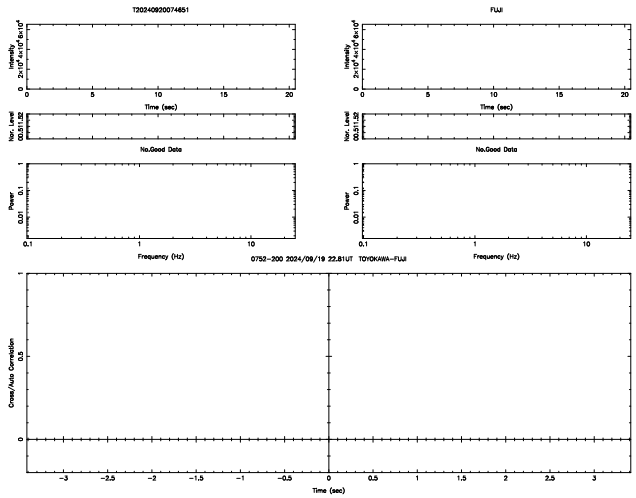
T20240920074651
FUJI
No.Good Data
No.Good Data
0752-200 2024/09/19 22.81UT TOYOKAWA-FUJI

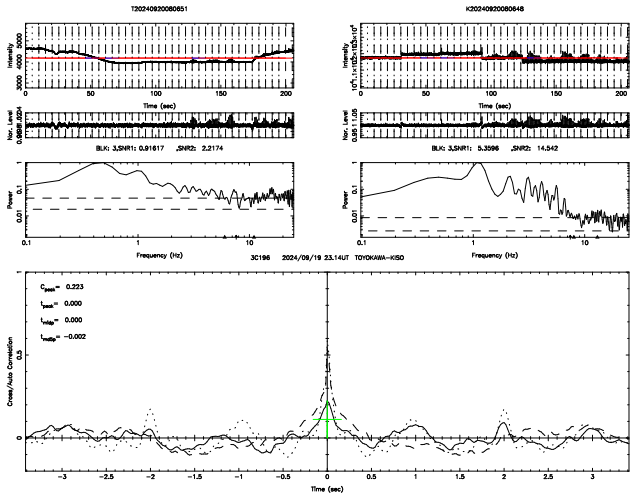
T20240920080651
K20240920080648
BLK: 3,SNR1: 0.91617 ,SNR2: 2.2174
BLK: 3,SNR1: 5.3596 ,SNR2: 14.542
3C196 2024/09/19 23.14UT TOYOKAWA-KISO
C_{peak}= 0.223
t_{peak}= 0.000
t_{rise}= 0.000
t_{fall}= −0.002

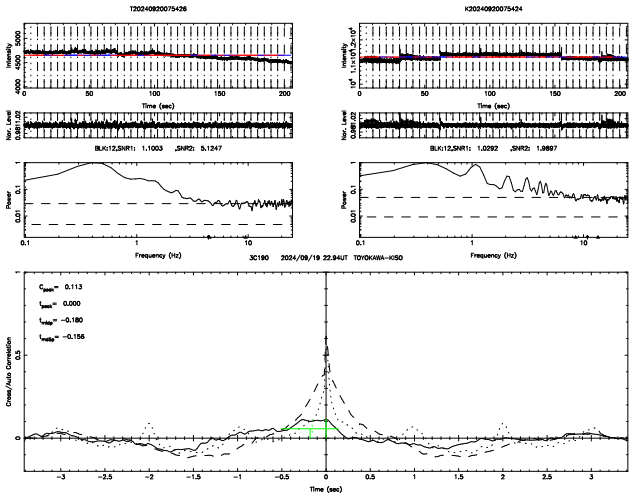
T20240920075426
K20240920075424
BLK:12,SNR1: 1.1003 ,SNR2: 5.1247
BLK:12,SNR1: 1.0292 ,SNR2: 1.9897
3C190 2024/09/19 22.94UT TOYOKAWA-KISO
C_{peak}= 0.113
t_{peak}= 0.000
t_{rise}= −0.180
t_{fall}= −0.156

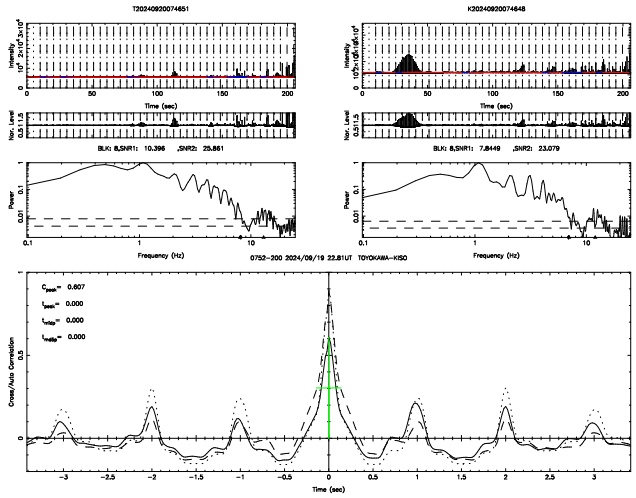
T20240920074651
K20240920074648
BLK: 8,SNR1: 10.396 ,SNR2: 25.861
BLK: 8,SNR1: 7.8449 ,SNR2: 23.079
0752-200 2024/09/19 22.81UT TOYOKAWA-KISO
C_{peak}= 0.007
t_{peak}= 0.000
t_{rise}= 0.000
t_{fall}= 0.000

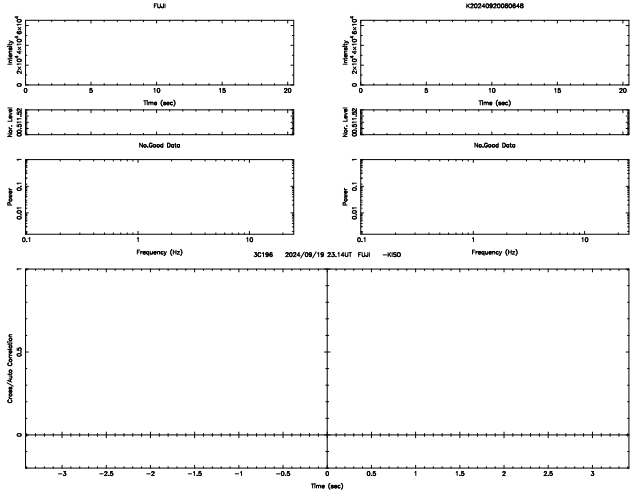
FUJI
K20240920080648
No.Good Data
No.Good Data
3C196 2024/09/19 23.14UT FUJI -KISO

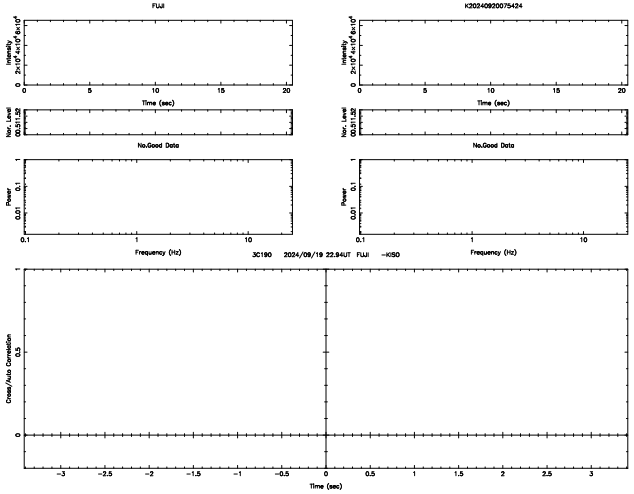
FUJI
K20240920075424
No.Good Data
No.Good Data
3C190 2024/09/19 22.94UT FUJI -KISO

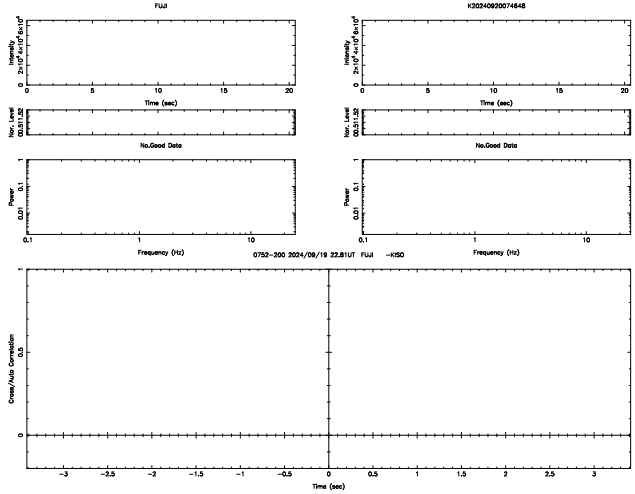
FUJI
K20240920074648
No.Good Data
No.Good Data
0752-200 2024/09/19 22.81UT FUJI -KISO

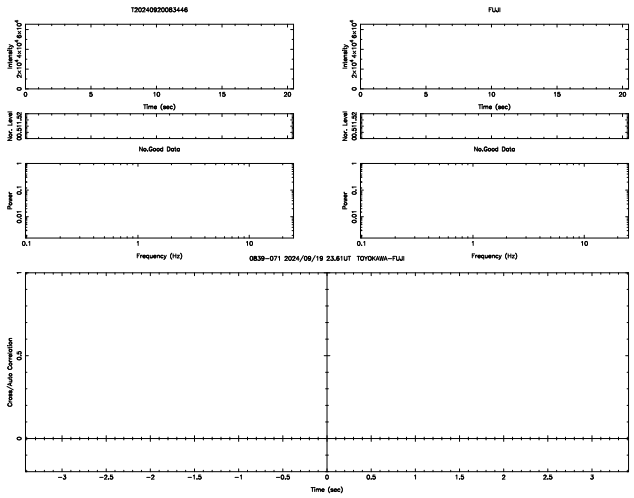
T20240920083446
FUJI
No.Good Data
No.Good Data
0839-071 2024/09/19 23.61UT TOYOKAWA-FUJI
Time (sec)
Frequency (Hz)
Cross/Auto Correlation

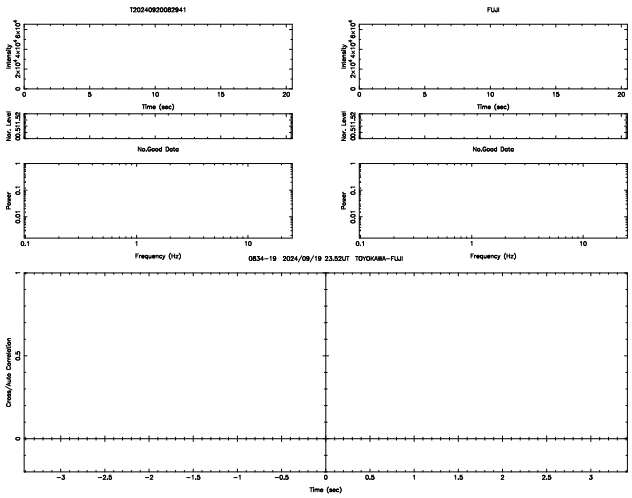
T20240920082941
FUJI
No.Good Data
No.Good Data
0834-19 2024/09/19 23.52UT TOYOKAWA-FUJI
Time (sec)
Frequency (Hz)
Cross/Auto Correlation

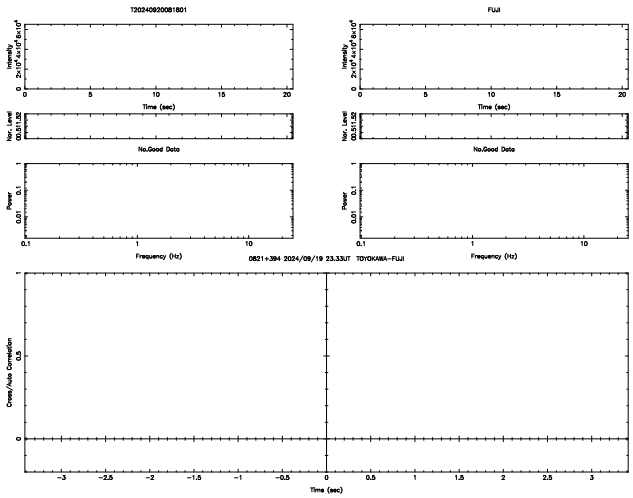
T20240920081801
FUJI
No.Good Data
No.Good Data
0821+394 2024/09/19 23.33UT TOYOKAWA-FUJI
Time (sec)
Frequency (Hz)
Cross/Auto Correlation

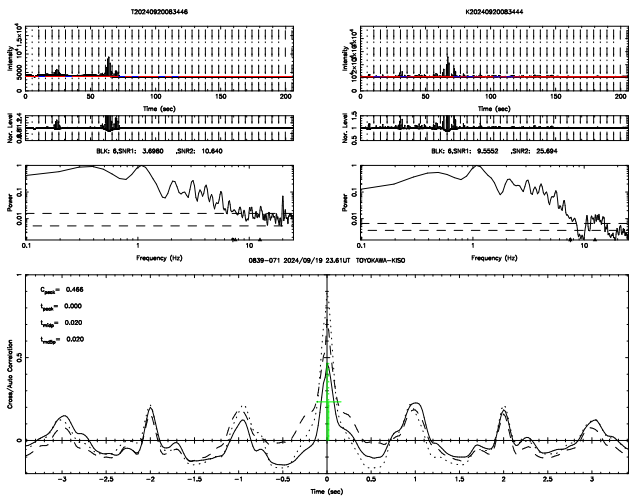
T20240920083446
K20240920083444
BLK: 8,SNR1: 3.6980 ,SNR2: 10.640
BLK: 8,SNR1: 9.5552 ,SNR2: 25.694
0839-071 2024/09/19 23.61UT TOYOKAWA-KISO
C_peak= 0.466
t_peak= 0.000
t_step= 0.020
t_delta= 0.020
Time (sec)
Frequency (Hz)
Cross/Auto Correlation

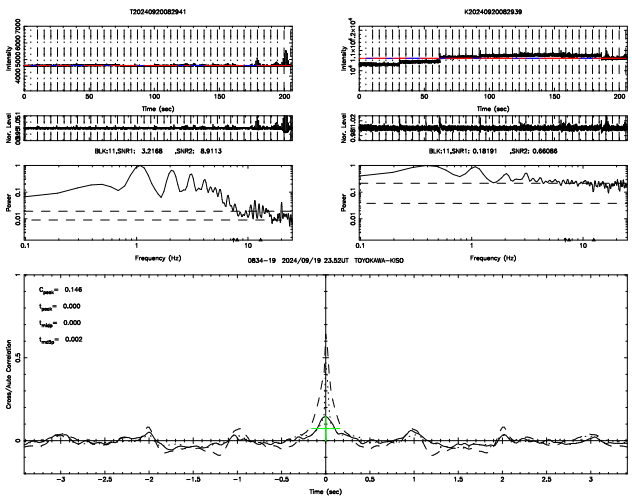
T20240920082941
K20240920082939
BLK:11,SNR1: 3.2168 ,SNR2: 8.9113
BLK:11,SNR1: 0.18191 ,SNR2: 0.66086
0834-19 2024/09/19 23.52UT TOYOKAWA-KISO
C_peak= 0.146
t_peak= 0.000
t_step= 0.000
t_delta= 0.002
Time (sec)
Frequency (Hz)
Cross/Auto Correlation

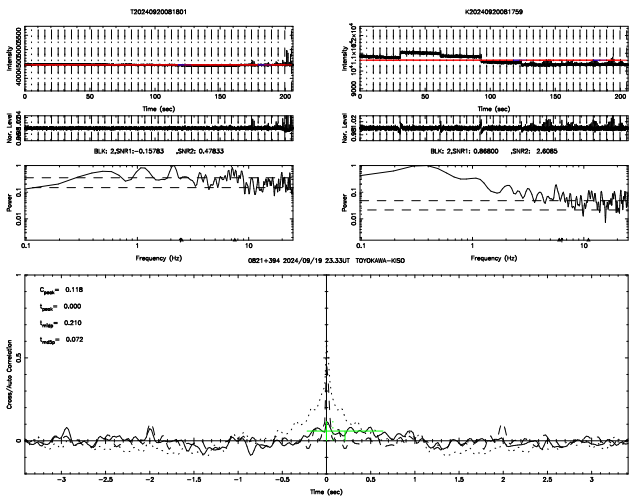
T20240920081801
K20240920081759
BLK: 2,SNR1:-0.15783 ,SNR2: 0.47833
BLK: 2,SNR1: 0.86800 ,SNR2: 2.6085
0821+394 2024/09/19 23.33UT TOYOKAWA-KISO
C_peak= 0.118
t_peak= 0.000
t_step= 0.210
t_delta= 0.072
Time (sec)
Frequency (Hz)
Cross/Auto Correlation

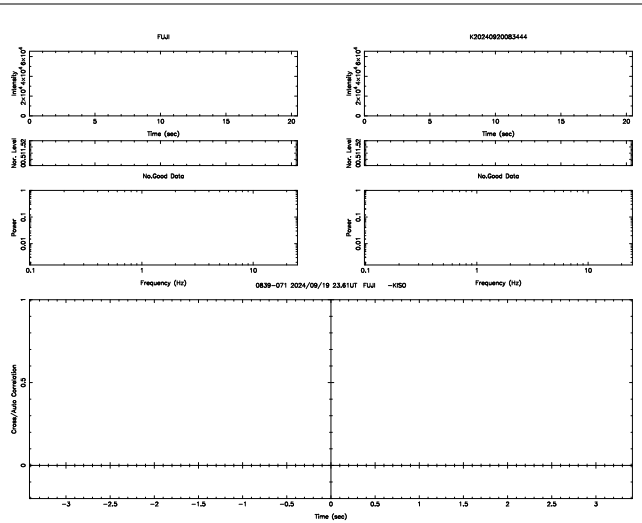
FUJI
K20240920083444
No.Good Data
No.Good Data
0839-071 2024/09/19 23.61UT FUJI -KISO
Time (sec)
Frequency (Hz)
Cross/Auto Correlation

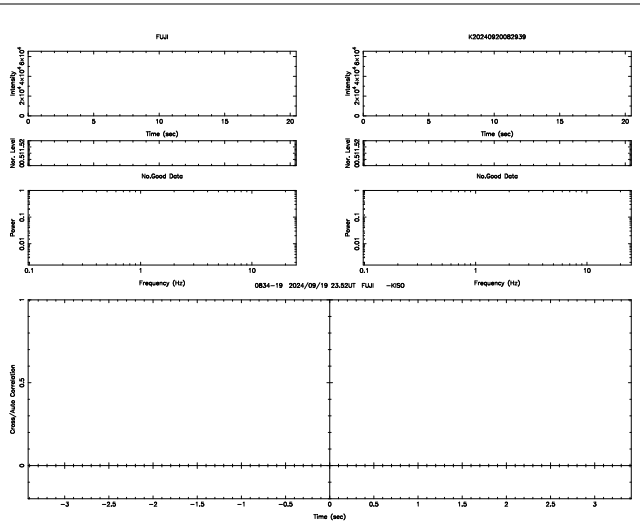
FUJI
K20240920082939
No.Good Data
No.Good Data
0834-19 2024/09/19 23.52UT FUJI -KISO
Time (sec)
Frequency (Hz)
Cross/Auto Correlation

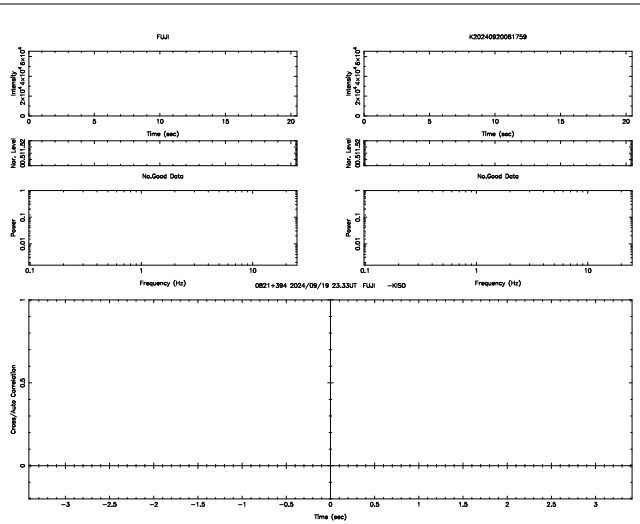
FUJI
K20240920081759
No.Good Data
No.Good Data
0821+394 2024/09/19 23.33UT FUJI -KISO
Time (sec)
Frequency (Hz)
Cross/Auto Correlation

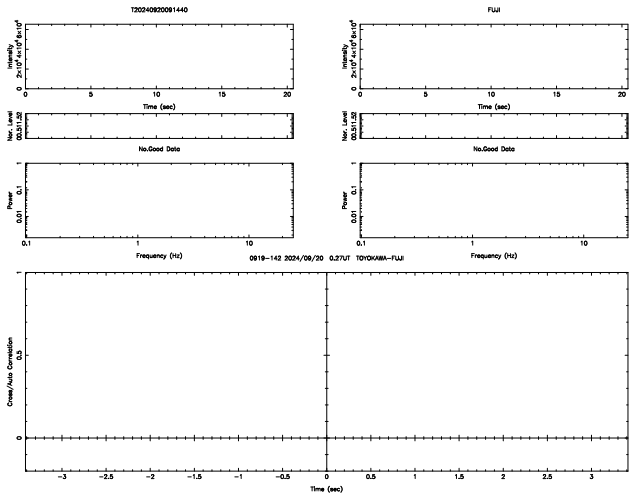
T20240920091440
FUJI
No.Good Data
No.Good Data
0919-142 2024/09/20 0.27UT TOYOKAWA-FUJI
Time (sec)
Frequency (Hz)
Cross/Auto Correlation

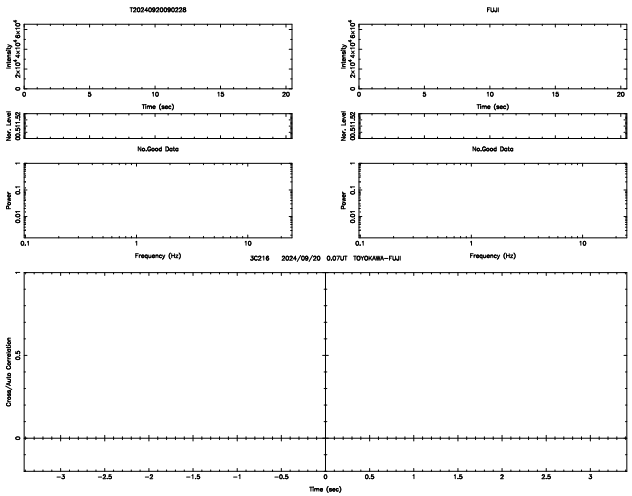
T20240920090228
FUJI
No.Good Data
No.Good Data
3C216 2024/09/20 0.07UT TOYOKAWA-FUJI
Time (sec)
Frequency (Hz)
Cross/Auto Correlation

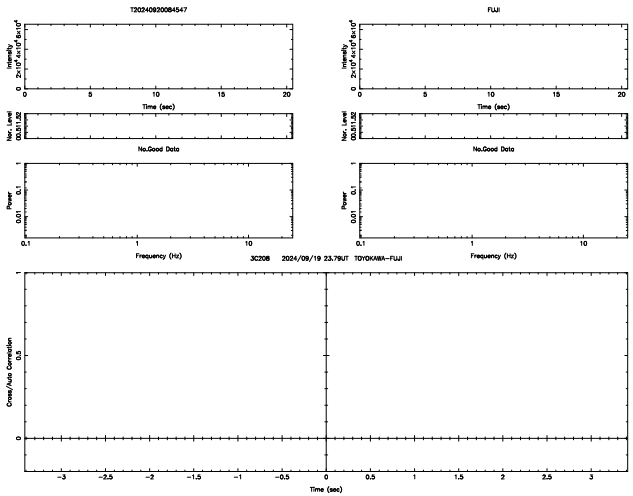
T20240920084547
FUJI
No.Good Data
No.Good Data
3C208 2024/09/19 23.79UT TOYOKAWA-FUJI
Time (sec)
Frequency (Hz)
Cross/Auto Correlation

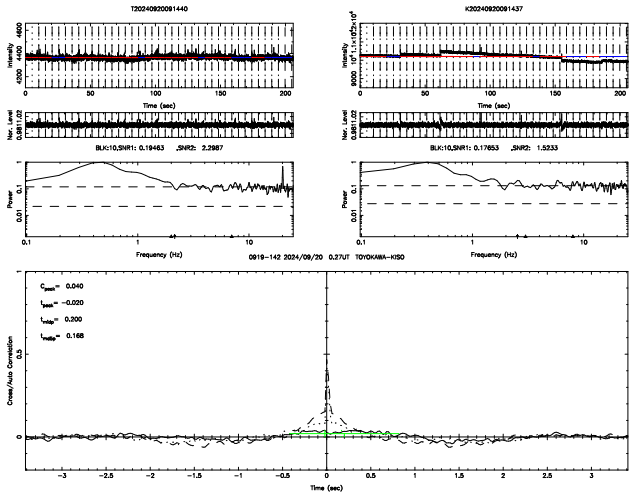
T20240920091440
K20240920091437
BLK:10,SNR1: 0.19463 ,SNR2: 2.2987
BLK:10,SNR1: 0.17653 ,SNR2: 1.5233
0919-142 2024/09/20 0.27UT TOYOKAWA-KISO
C_{peak}= 0.040
t_{peak}= −0.020
t_{rise}= 0.200
t_{fall}= 0.168
Time (sec)
Frequency (Hz)
Cross/Auto Correlation

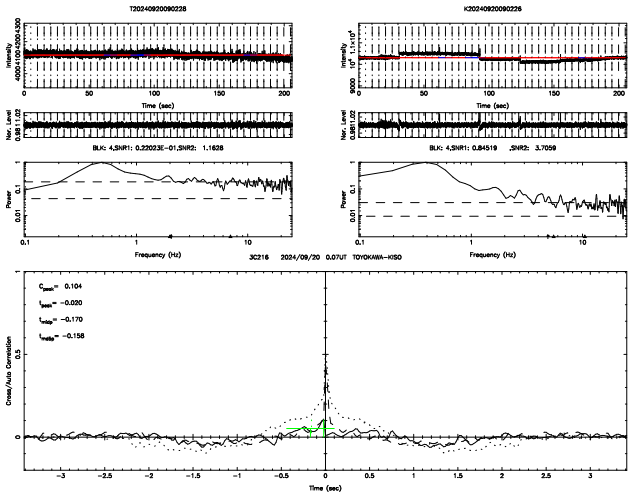
T20240920090228
K20240920090226
BLK: 4,SNR1: 0.22023E−01,SNR2: 1.1638
BLK: 4,SNR1: 0.84519 ,SNR2: 3.7059
3C216 2024/09/20 0.07UT TOYOKAWA-KISO
C_{peak}= 0.104
t_{peak}= −0.020
t_{rise}= −0.170
t_{fall}= −0.158
Time (sec)
Frequency (Hz)
Cross/Auto Correlation

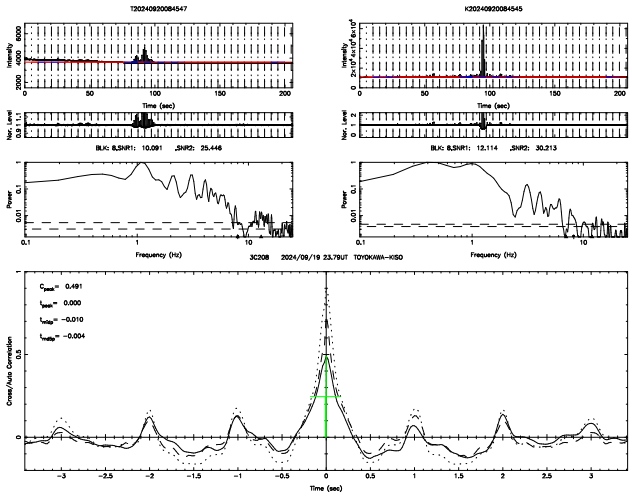
T20240920084547
K20240920084545
BLK: 8,SNR1: 10.091 ,SNR2: 25.446
BLK: 8,SNR1: 12.114 ,SNR2: 30.213
3C208 2024/09/19 23.79UT TOYOKAWA-KISO
C_{peak}= 0.491
t_{peak}= 0.000
t_{rise}= −0.010
t_{fall}= −0.004
Time (sec)
Frequency (Hz)
Cross/Auto Correlation

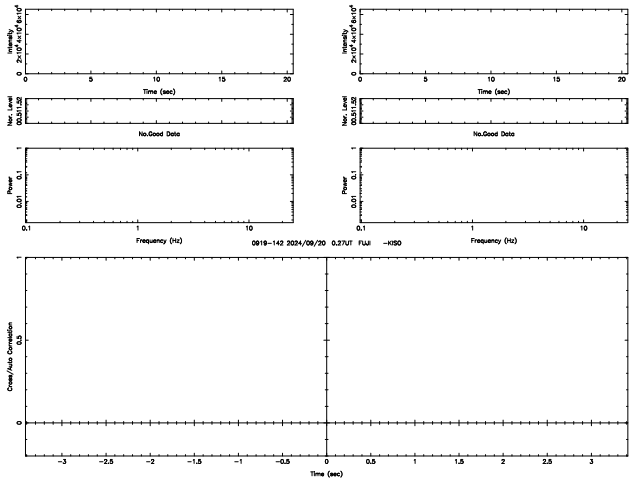
FUJI
K20240920091437
No.Good Data
No.Good Data
0919-142 2024/09/20 0.27UT FUJI -KISO
Time (sec)
Frequency (Hz)
Cross/Auto Correlation

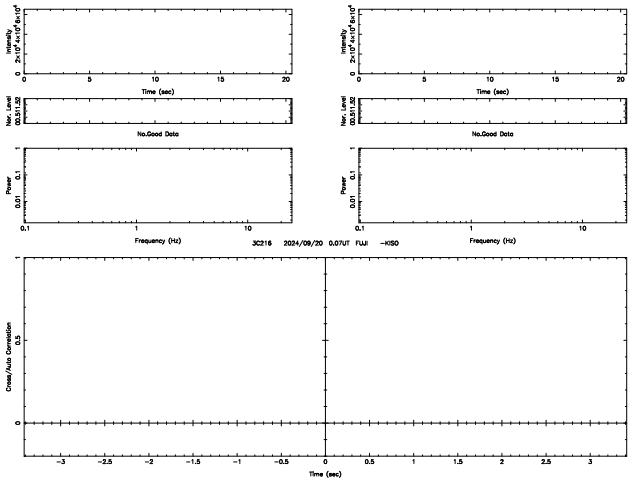
FUJI
K20240920090226
No.Good Data
No.Good Data
3C216 2024/09/20 0.07UT FUJI -KISO
Time (sec)
Frequency (Hz)
Cross/Auto Correlation

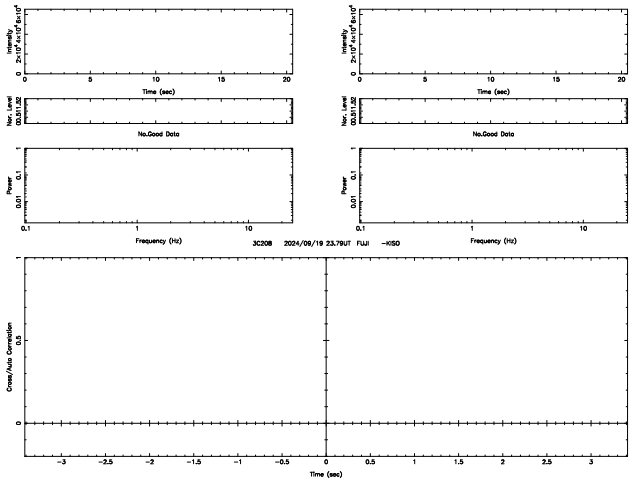
FUJI
K20240920084545
No.Good Data
No.Good Data
3C208 2024/09/19 23.79UT FUJI -KISO
Time (sec)
Frequency (Hz)
Cross/Auto Correlation

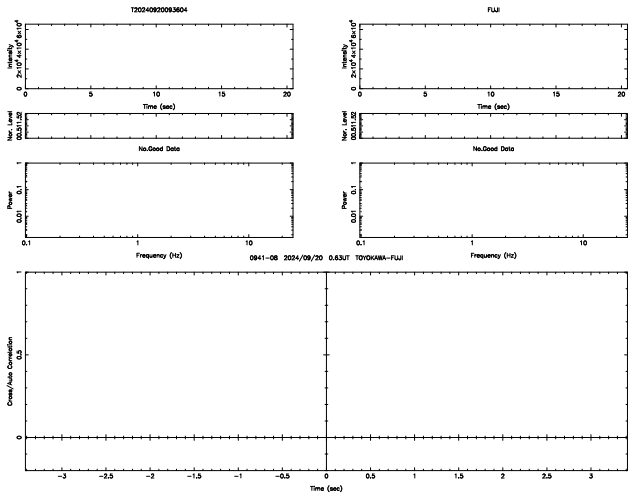
T20240920093604
FUJI
No.Good Data
No.Good Data
0941-08 2024/09/20 0.63UT TOYOKAWA-FUJI

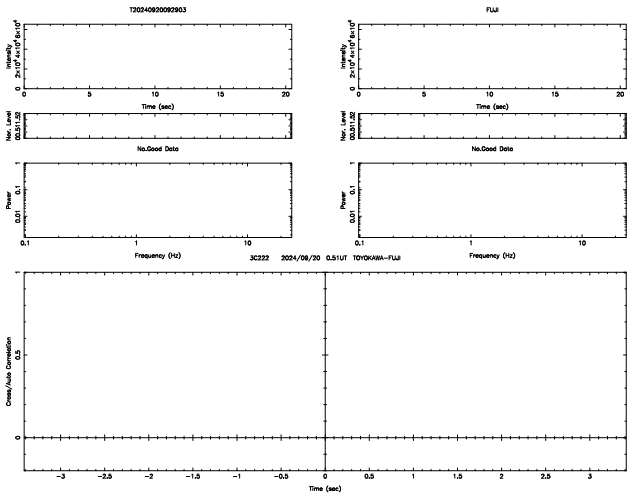
T20240920092903
FUJI
No.Good Data
No.Good Data
3C222 2024/09/20 0.51UT TOYOKAWA-FUJI

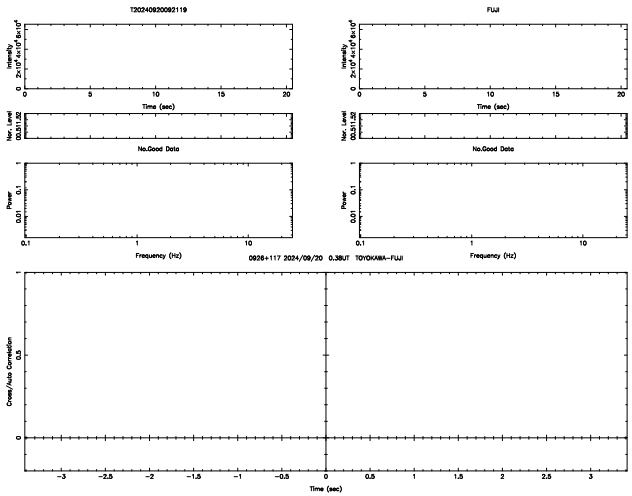
T20240920092119
FUJI
No.Good Data
No.Good Data
0926+117 2024/09/20 0.38UT TOYOKAWA-FUJI

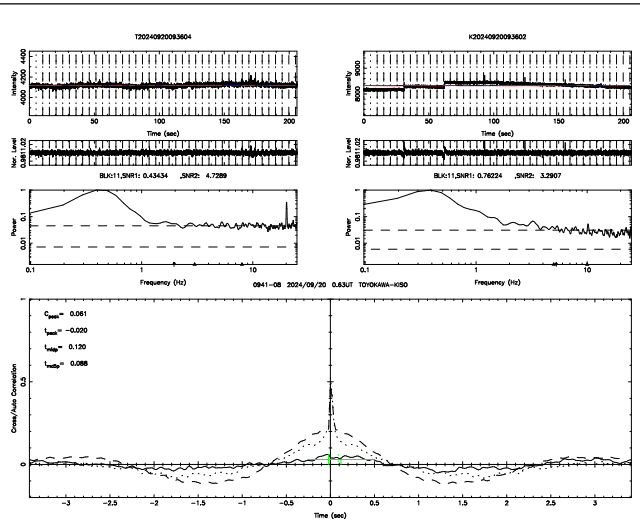
T20240920093604
K20240920093602
BLK:11,SNR1: 0.43434 ,SNR2: 4.7289
BLK:11,SNR1: 0.76224 ,SNR2: 3.2907
0941-08 2024/09/20 0.63UT TOYOKAWA-KISO
C_{peak}= 0.061
t_{peak}= −0.020
t_{rise}= 0.120
t_{rise}= 0.088

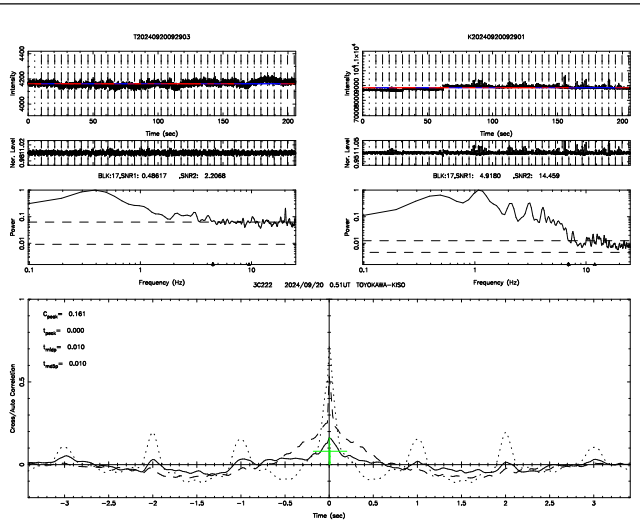
T20240920092903
K20240920092901
BLK:17,SNR1: 0.48617 ,SNR2: 2.2068
BLK:17,SNR1: 4.9180 ,SNR2: 14.459
3C222 2024/09/20 0.51UT TOYOKAWA-KISO
C_{peak}= 0.161
t_{peak}= 0.000
t_{rise}= 0.010
t_{rise}= 0.010

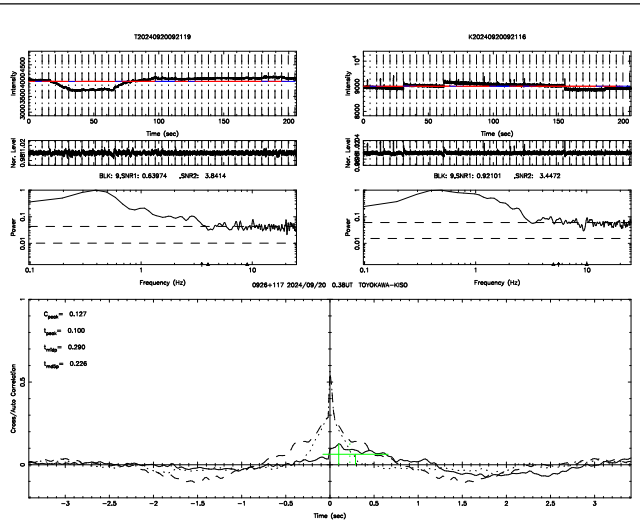
T20240920092119
K20240920092116
BLK: 9,SNR1: 0.63974 ,SNR2: 3.8414
BLK: 9,SNR1: 0.92101 ,SNR2: 3.4472
0926+117 2024/09/20 0.38UT TOYOKAWA-KISO
C_{peak}= 0.127
t_{peak}= 0.100
t_{rise}= 0.290
t_{rise}= 0.226

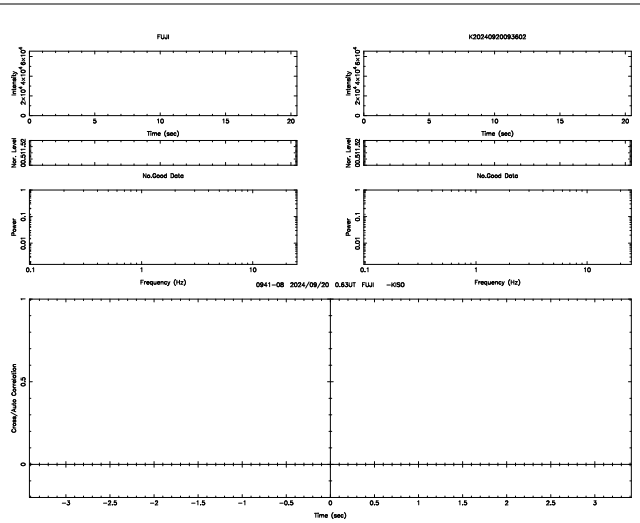
FUJI
K20240920093602
No.Good Data
No.Good Data
0941-08 2024/09/20 0.63UT FUJI -KISO

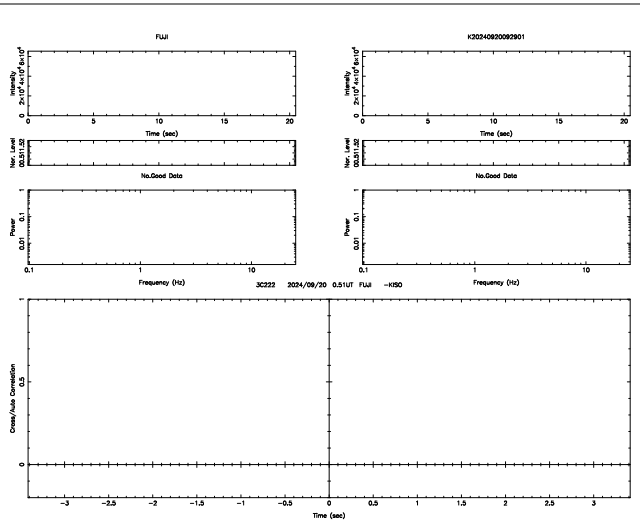
FUJI
K20240920092901
No.Good Data
No.Good Data
3C222 2024/09/20 0.51UT FUJI -KISO

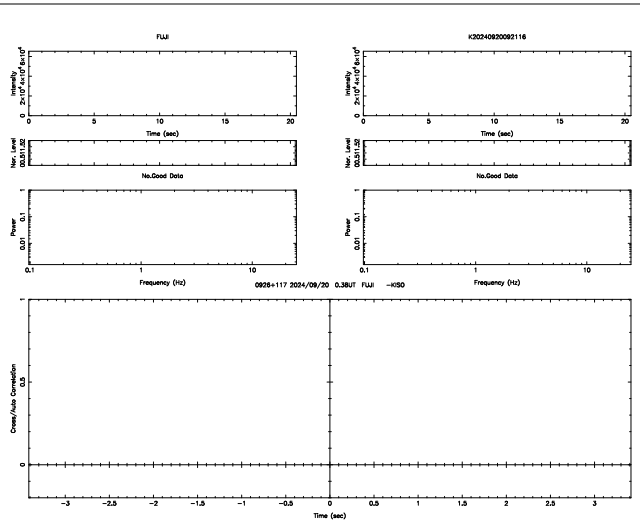
FUJI
K20240920092116
No.Good Data
No.Good Data
0926+117 2024/09/20 0.38UT FUJI -KISO

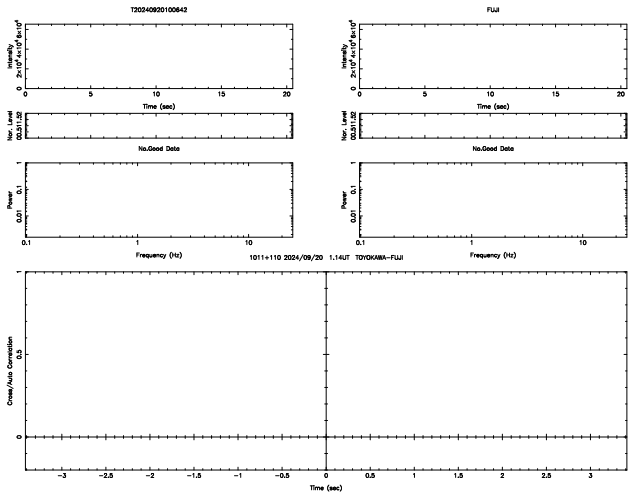
T20240920100642
FUJI
No.Good Data
1011+110 2024/09/20 1.14UT TOYOKAWA-FUJI

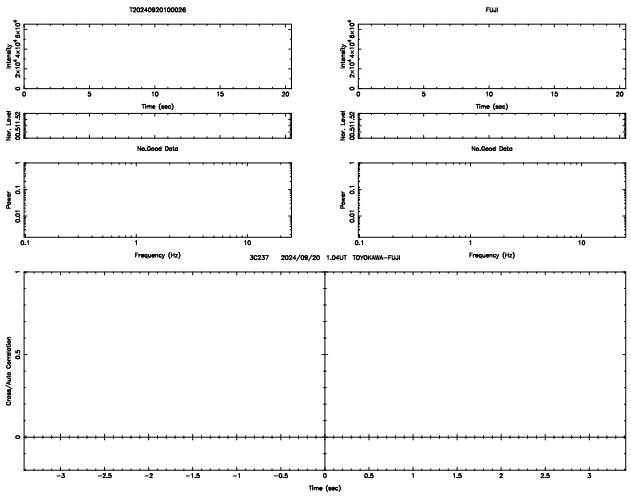
T20240920100026
FUJI
No.Good Data
3C237 2024/09/20 1.04UT TOYOKAWA-FUJI

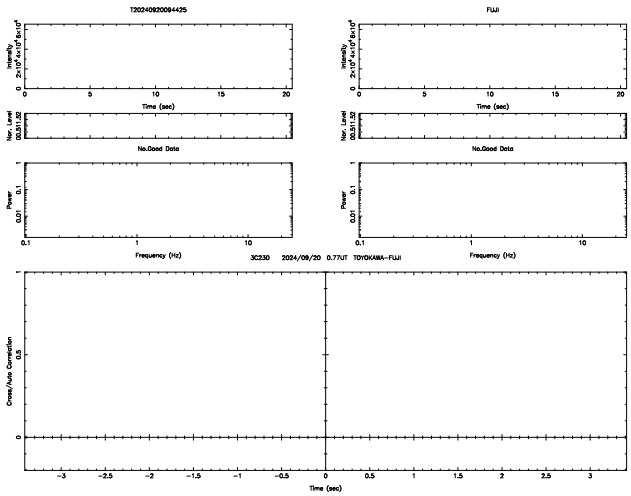
T20240920094425
FUJI
No.Good Data
3C230 2024/09/20 0.77UT TOYOKAWA-FUJI

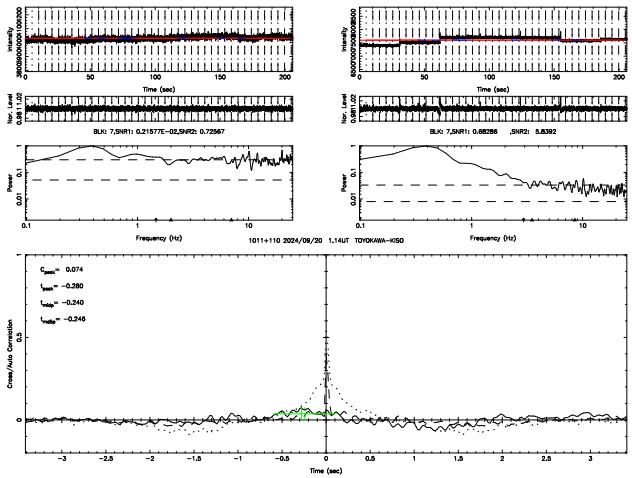
T20240920100642
K20240920100639
BLK: 7,SNR1: 0.21577E-02,SNR2: 0.72567
BLK: 7,SNR1: 0.68286 ,SNR2: 5.8392
1011+110 2024/09/20 1.14UT TOYOKAWA-KISO
C peak= 0.074
t peak= -0.280
t edge= -0.240
t edge= -0.246

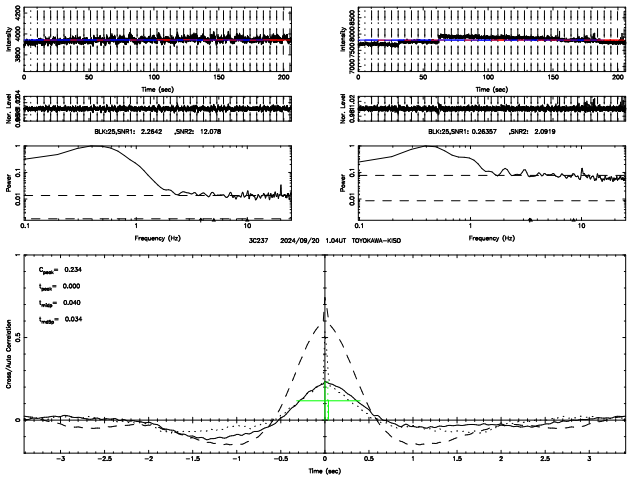
T20240920100026
K20240920100023
BLK:25,SNR1: 2.2542 ,SNR2: 12.078
BLK:25,SNR1: 0.26357 ,SNR2: 2.0919
3C237 2024/09/20 1.04UT TOYOKAWA-KISO
C peak= 0.234
t peak= 0.000
t edge= 0.040
t edge= 0.034

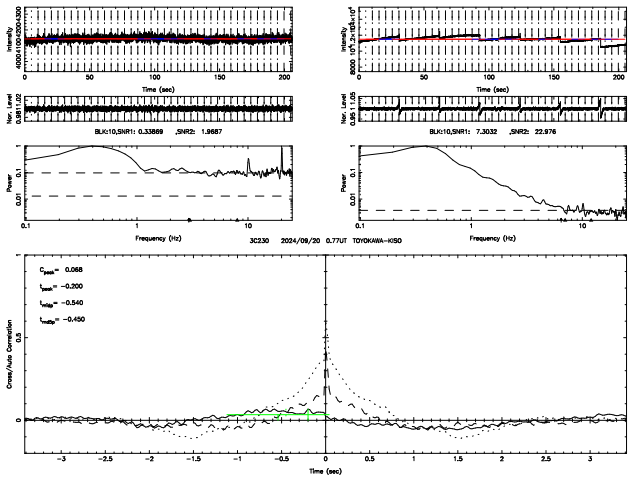
T20240920094425
K20240920094423
BLK:10,SNR1: 0.33889 ,SNR2: 1.9687
BLK:10,SNR1: 7.3032 ,SNR2: 22.976
3C230 2024/09/20 0.77UT TOYOKAWA-KISO
C peak= 0.068
t peak= -0.200
t edge= -0.540
t edge= -0.450

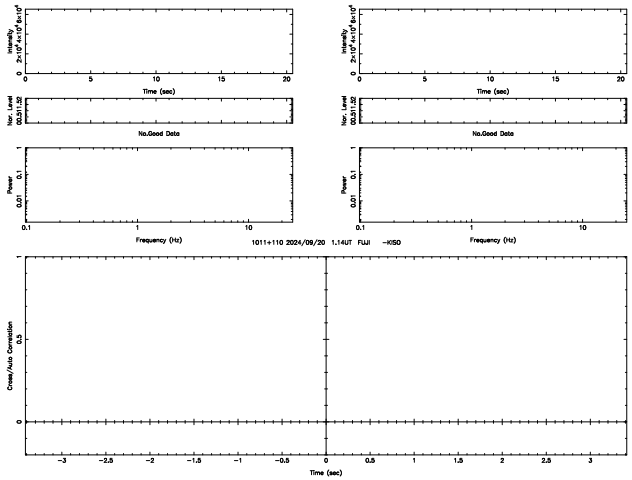
FUJI
K20240920100639
No.Good Data
1011+110 2024/09/20 1.14UT FUJI -KISO

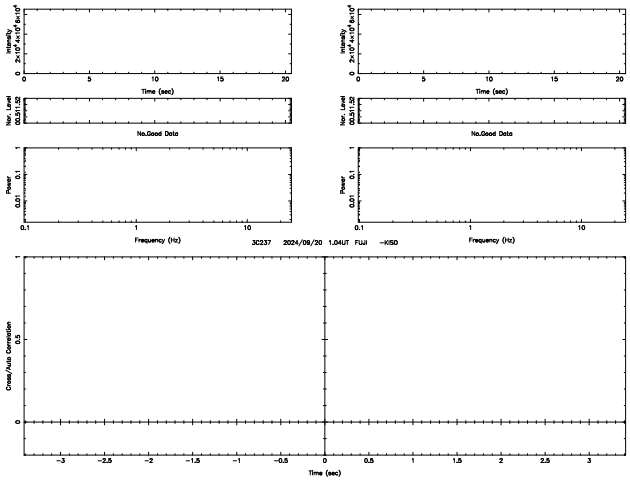
FUJI
K20240920100023
No.Good Data
3C237 2024/09/20 1.04UT FUJI -KISO

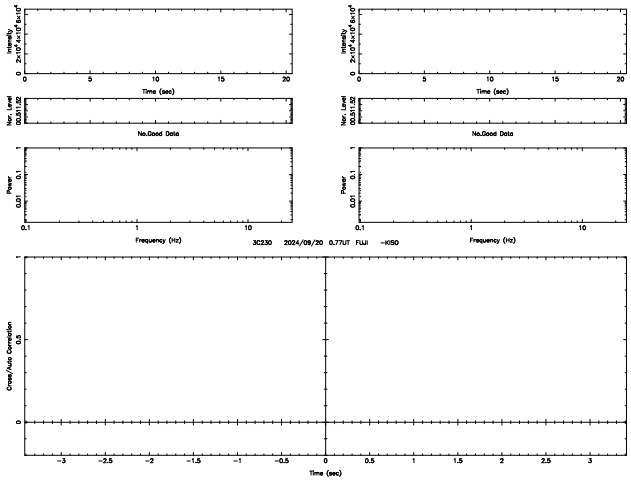
FUJI
K20240920094423
No.Good Data
3C230 2024/09/20 0.77UT FUJI -KISO

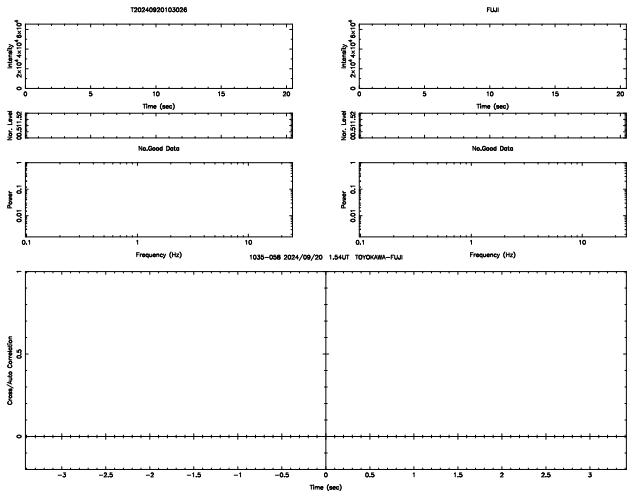
T20240920103026
FUJI
No.Good Data
No.Good Data
1035−058 2024/09/20 1.54UT TOYOKAWA−FUJI

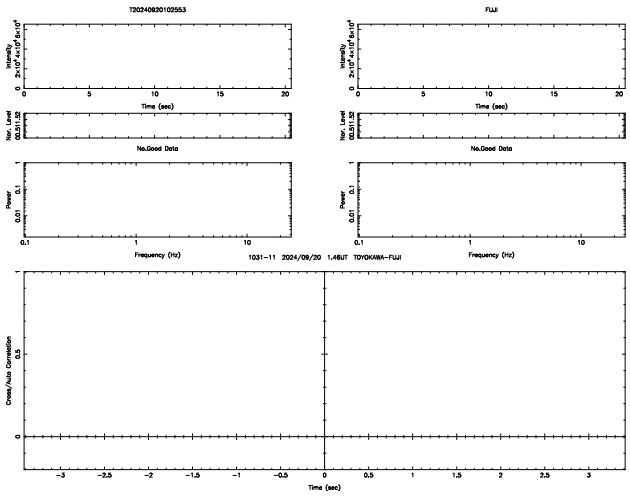
T20240920102553
FUJI
No.Good Data
No.Good Data
1031−11 2024/09/20 1.46UT TOYOKAWA−FUJI

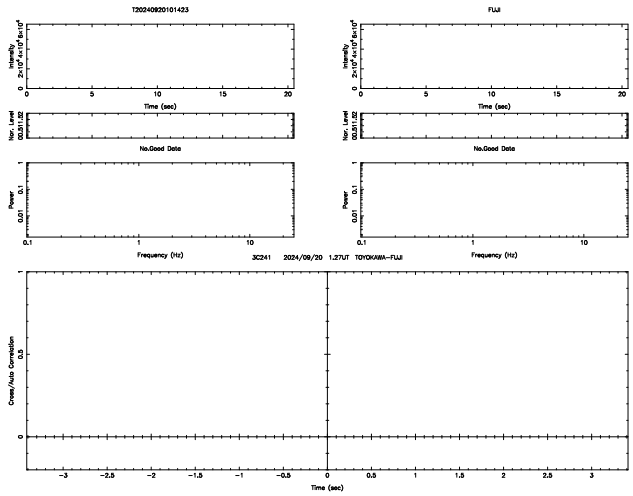
T20240920101423
FUJI
No.Good Data
No.Good Data
3C241 2024/09/20 1.27UT TOYOKAWA−FUJI

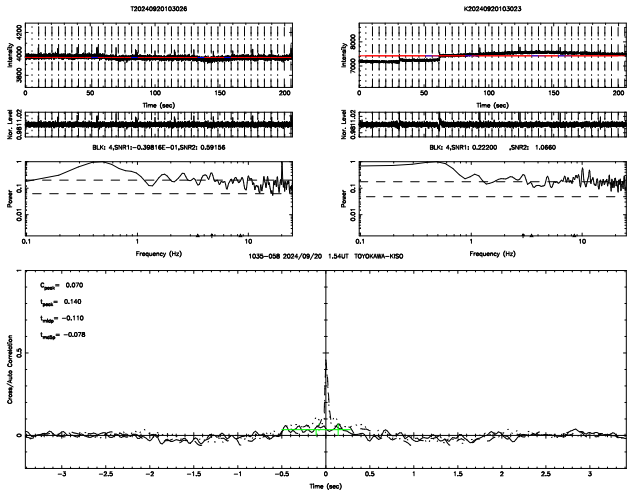
T20240920103026
K20240920103023
BLK1 4,SNR1: −0.39816E−01,SNR2: 0.59156
BLK1 4,SNR1: 0.22200 ,SNR2: 1.0660
1035−058 2024/09/20 1.54UT TOYOKAWA−KISO
C peak = 0.070
t peak = 0.140
t rise = −0.110
t fall = −0.078

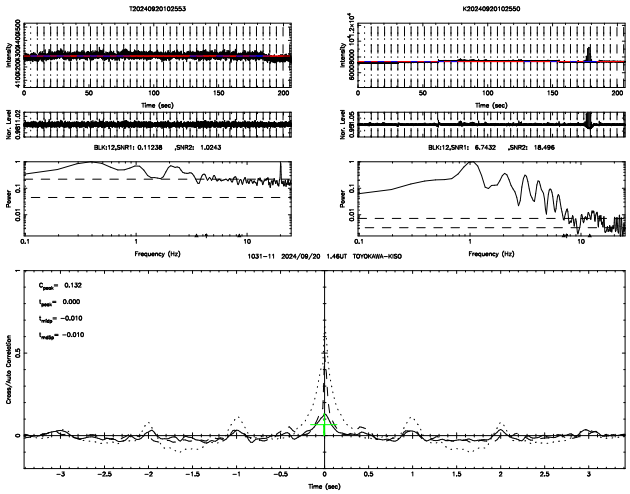
T20240920102553
K20240920102550
BLK12,SNR1: 0.11238 ,SNR2: 1.0243
BLK12,SNR1: 6.7432 ,SNR2: 18.496
1031−11 2024/09/20 1.46UT TOYOKAWA−KISO
C peak = 0.132
t peak = 0.000
t rise = −0.010
t fall = −0.010

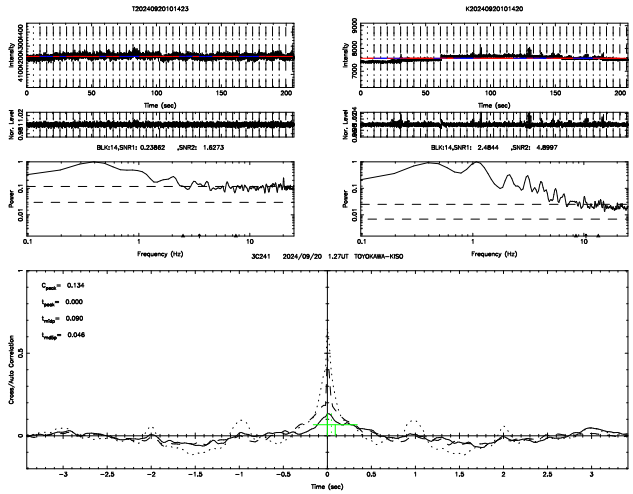
T20240920101423
K20240920101420
BLK14,SNR1: 0.23882 ,SNR2: 1.6273
BLK14,SNR1: 2.4844 ,SNR2: 4.8997
3C241 2024/09/20 1.27UT TOYOKAWA−KISO
C peak = 0.134
t peak = 0.000
t rise = 0.090
t fall = 0.046

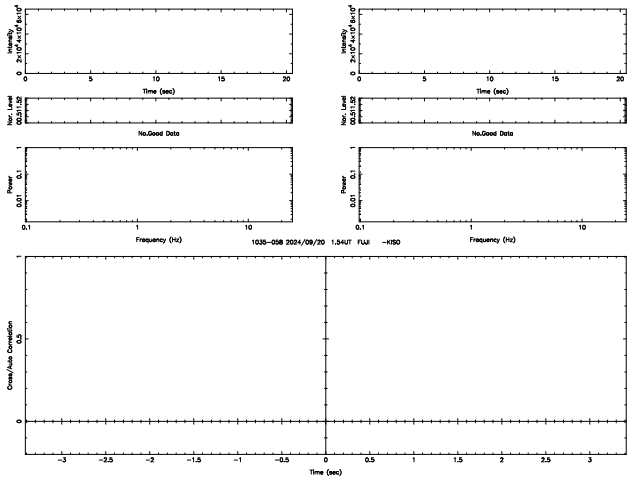
FUJI
K20240920103023
No.Good Data
No.Good Data
1035−058 2024/09/20 1.54UT FUJI −KISO

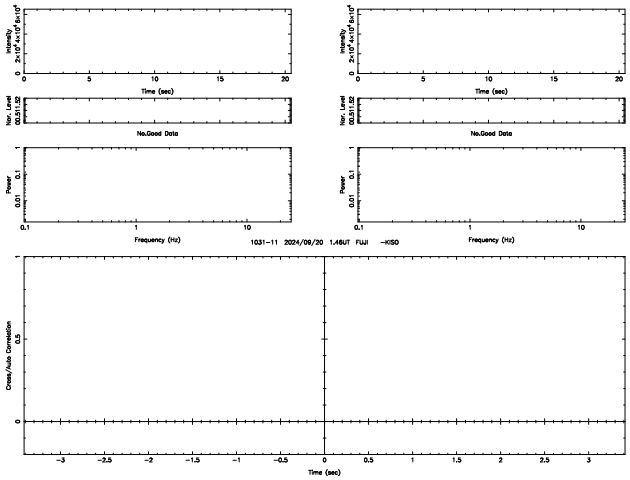
FUJI
K20240920102550
No.Good Data
No.Good Data
1031−11 2024/09/20 1.46UT FUJI −KISO

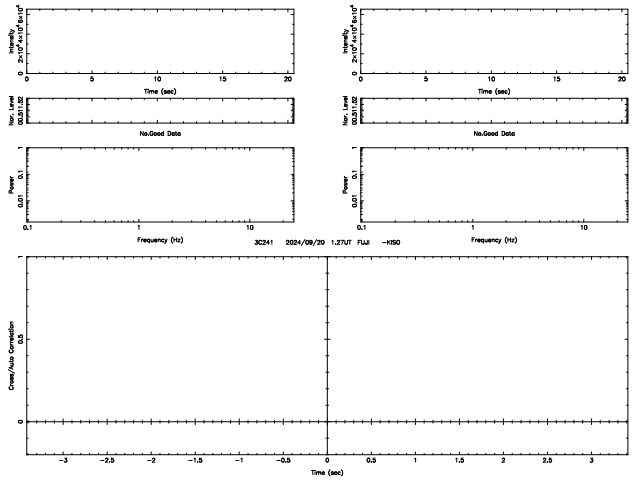
FUJI
K20240920101420
No.Good Data
No.Good Data
3C241 2024/09/20 1.27UT FUJI −KISO

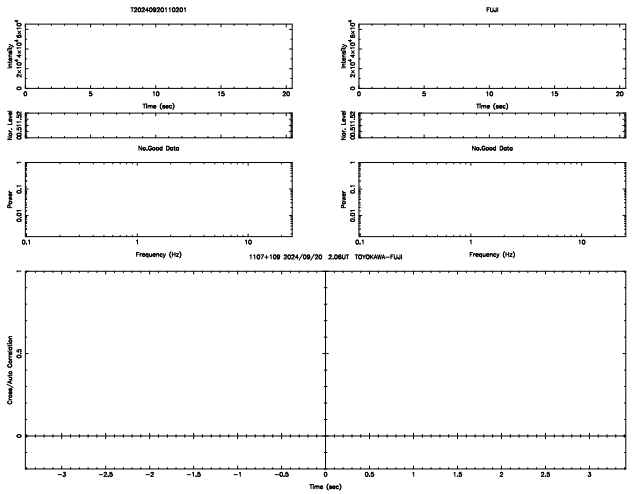
T20240920110201
FUJI
No.Good Data
No.Good Data
1107+109 2024/09/20 2.06UT TOYOKAWA-FUJI
Time (sec)
Frequency (Hz)
Cross/Auto Correlation

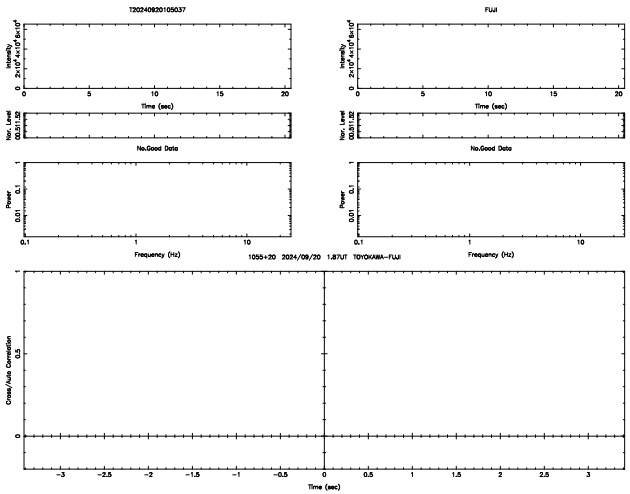
T20240920105037
FUJI
No.Good Data
No.Good Data
1055+20 2024/09/20 1.87UT TOYOKAWA-FUJI
Time (sec)
Frequency (Hz)
Cross/Auto Correlation

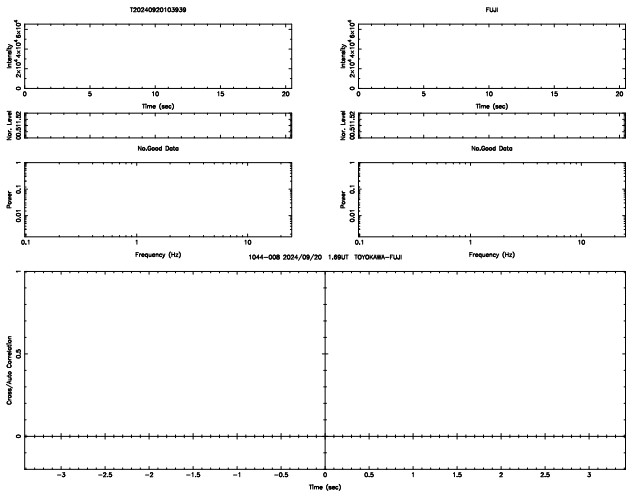
T20240920103939
FUJI
No.Good Data
No.Good Data
1044-008 2024/09/20 1.69UT TOYOKAWA-FUJI
Time (sec)
Frequency (Hz)
Cross/Auto Correlation

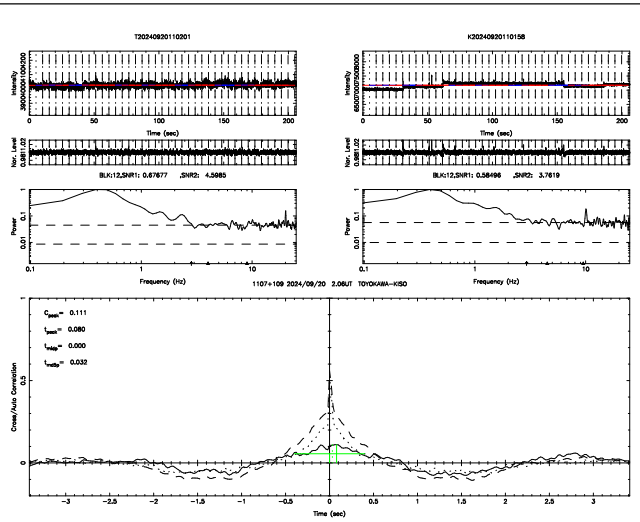
T20240920110201
K20240920110158
BLK:12,SNR1: 0.67677 ,SNR2: 4.5985
BLK:12,SNR1: 0.56496 ,SNR2: 3.7619
1107+109 2024/09/20 2.06UT TOYOKAWA-KISO
C peak = 0.111
t peak = 0.080
t relp = 0.000
t rmsp = 0.032
Time (sec)
Frequency (Hz)
Cross/Auto Correlation

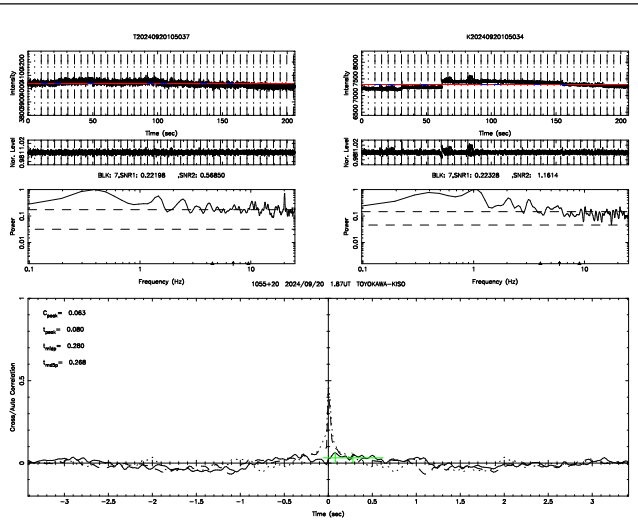
T20240920105037
K20240920105034
BLK: 7,SNR1: 0.22198 ,SNR2: 0.56850
BLK: 7,SNR1: 0.22328 ,SNR2: 1.1614
1055+20 2024/09/20 1.87UT TOYOKAWA-KISO
C peak = 0.063
t peak = 0.080
t relp = 0.280
t rmsp = 0.268
Time (sec)
Frequency (Hz)
Cross/Auto Correlation

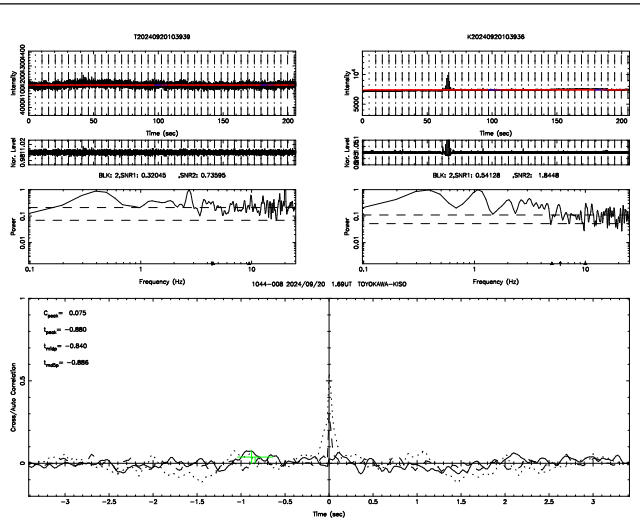
T20240920103939
K20240920103936
BLK: 2,SNR1: 0.32045 ,SNR2: 0.73595
BLK: 2,SNR1: 0.54128 ,SNR2: 1.8448
1044-008 2024/09/20 1.69UT TOYOKAWA-KISO
C peak = 0.075
t peak = −0.680
t relp = −0.840
t rmsp = −0.886
Time (sec)
Frequency (Hz)
Cross/Auto Correlation

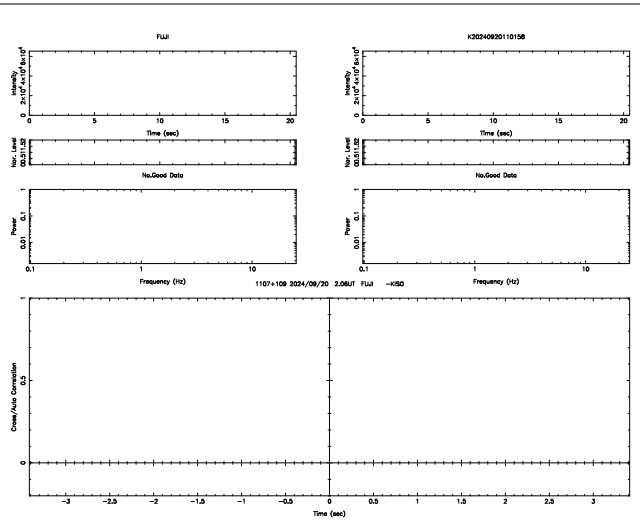
FUJI
K20240920110158
No.Good Data
No.Good Data
1107+109 2024/09/20 2.06UT FUJI -KISO
Time (sec)
Frequency (Hz)
Cross/Auto Correlation

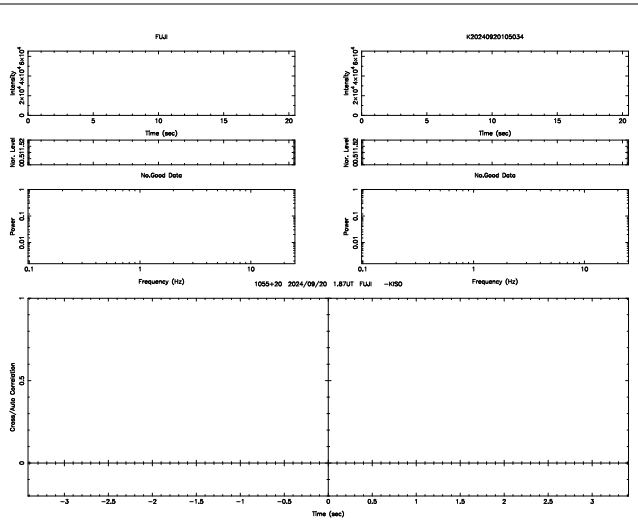
FUJI
K20240920105034
No.Good Data
No.Good Data
1055+20 2024/09/20 1.87UT FUJI -KISO
Time (sec)
Frequency (Hz)
Cross/Auto Correlation

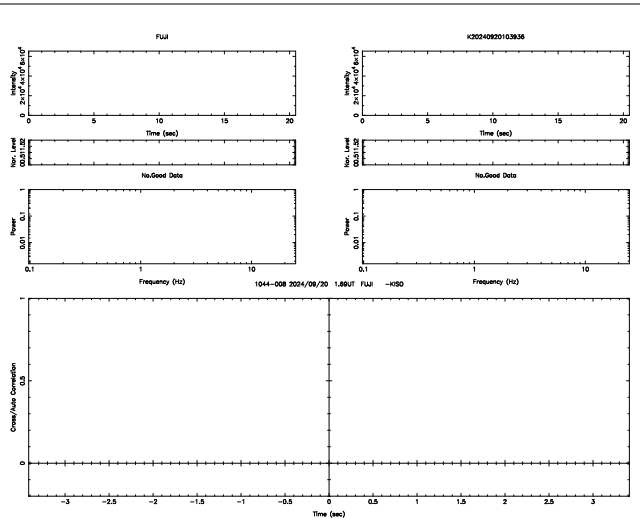
FUJI
K20240920103936
No.Good Data
No.Good Data
1044-008 2024/09/20 1.69UT FUJI -KISO
Time (sec)
Frequency (Hz)
Cross/Auto Correlation

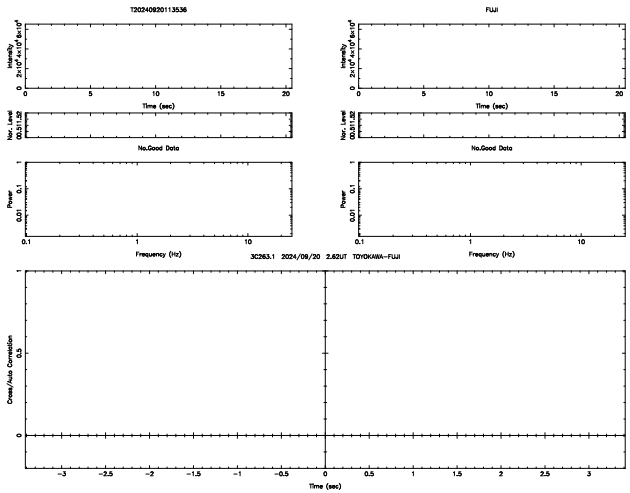
T20240920113536
FUJI
No.Good Data
No.Good Data
3C263.1 2024/09/20 2.62UT TOYOKAWA-FUJI

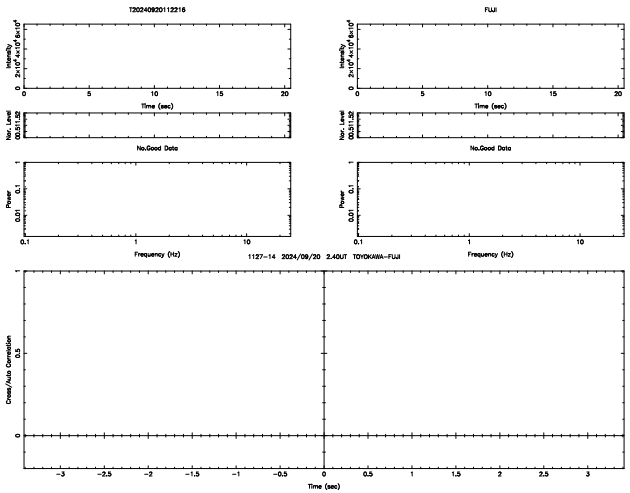
T20240920112216
FUJI
No.Good Data
No.Good Data
1127-14 2024/09/20 2.40UT TOYOKAWA-FUJI

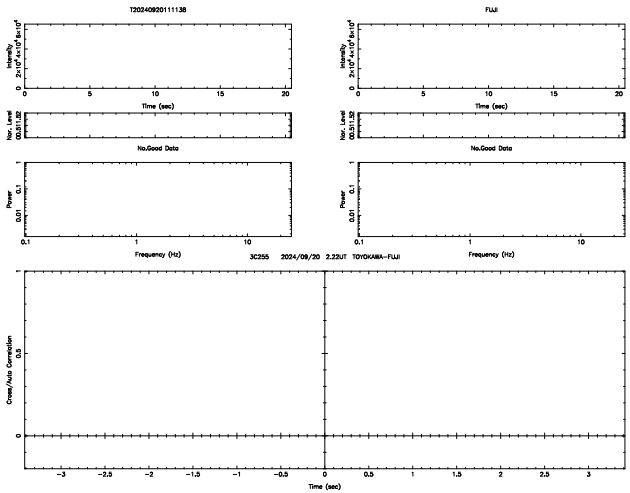
T20240920111138
FUJI
No.Good Data
No.Good Data
3C255 2024/09/20 2.22UT TOYOKAWA-FUJI

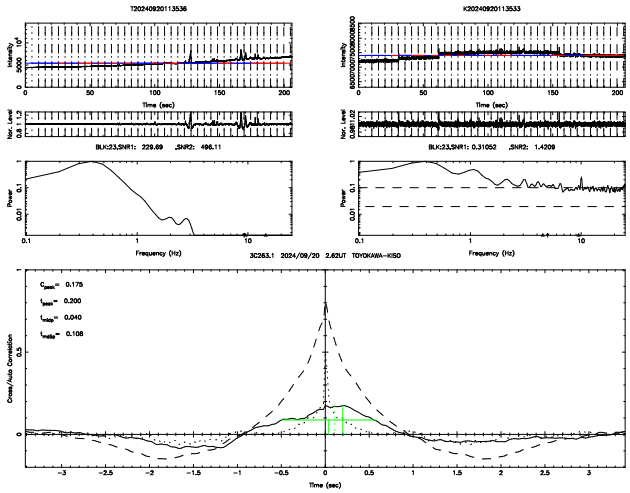
T20240920113536
K20240920113533
BLK:23,SNR1: 229.09 ,SNR2: 496.11
BLK:23,SNR1: 0.31052 ,SNR2: 1.4209
3C263.1 2024/09/20 2.62UT TOYOKAWA-KISO
C_{peak}= 0.175
t_{peak}= 0.200
t_{cntr}= 0.040
t_{width}= 0.108

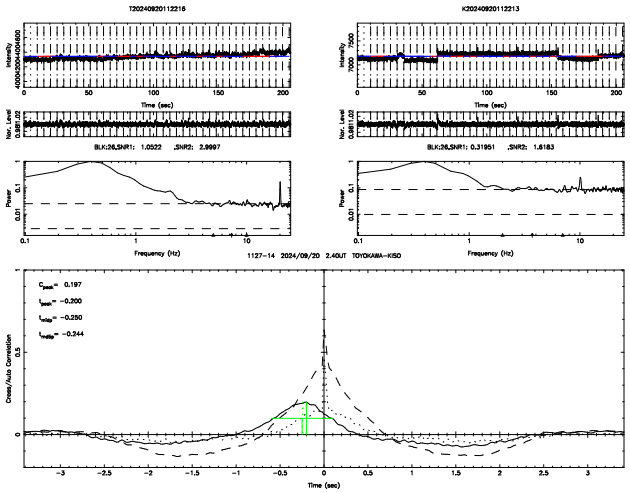
T20240920112216
K20240920112213
BLK:26,SNR1: 1.0522 ,SNR2: 2.9997
BLK:26,SNR1: 0.31951 ,SNR2: 1.6183
1127-14 2024/09/20 2.40UT TOYOKAWA-KISO
C_{peak}= 0.197
t_{peak}= -0.200
t_{cntr}= -0.250
t_{width}= -0.244

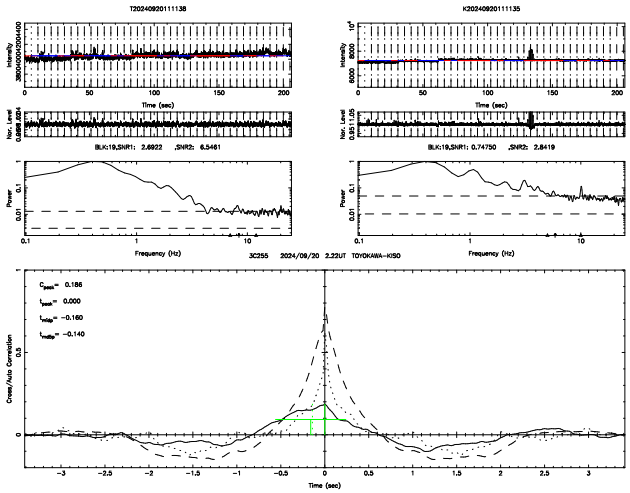
T20240920111138
K20240920111135
BLK:19,SNR1: 2.6922 ,SNR2: 6.5461
BLK:19,SNR1: 0.74750 ,SNR2: 2.8419
3C255 2024/09/20 2.22UT TOYOKAWA-KISO
C_{peak}= 0.186
t_{peak}= 0.000
t_{cntr}= -0.160
t_{width}= -0.140

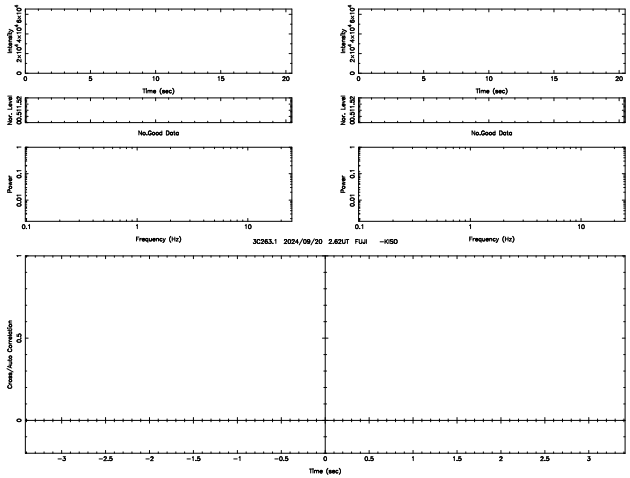
FUJI
K20240920113533
No.Good Data
No.Good Data
3C263.1 2024/09/20 2.62UT FUJI -KISO

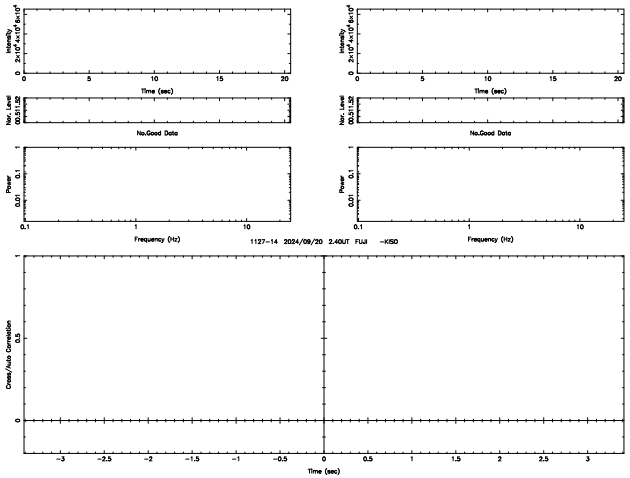
FUJI
K20240920112213
No.Good Data
No.Good Data
1127-14 2024/09/20 2.40UT FUJI -KISO

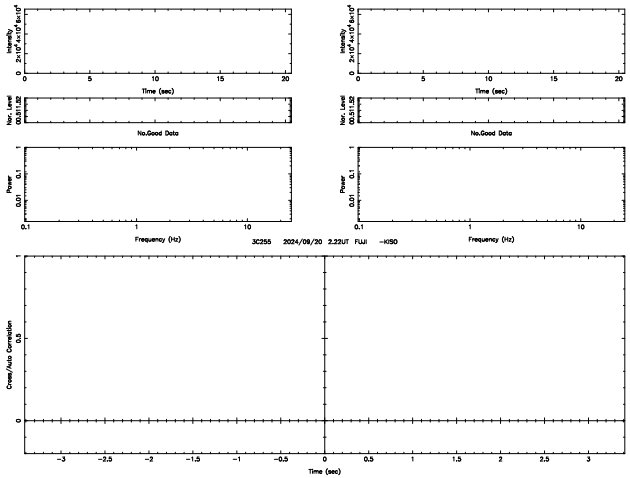
FUJI
K20240920111135
No.Good Data
No.Good Data
3C255 2024/09/20 2.22UT FUJI -KISO

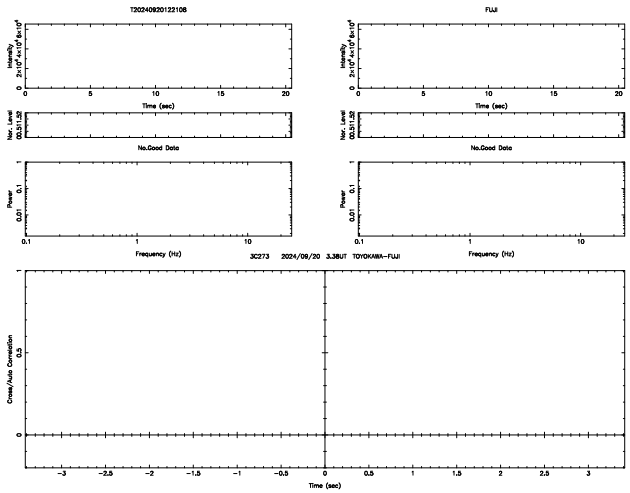
T20240920122108
FUJI
No.Good Data
3C273 2024/09/20 3.38UT TOYOKAWA-FUJI

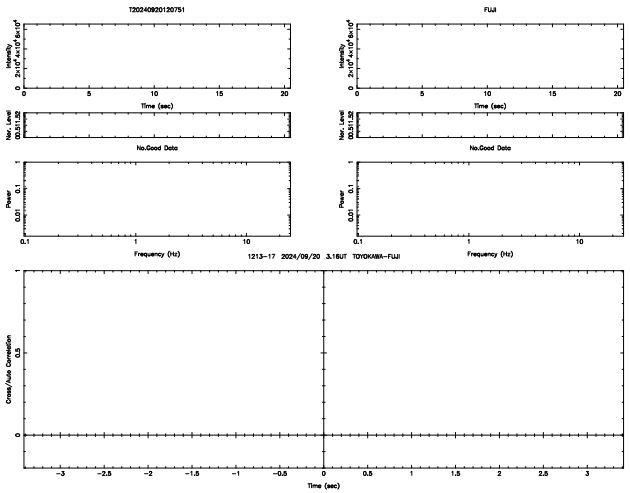
T20240920120751
FUJI
No.Good Data
1213-17 2024/09/20 3.16UT TOYOKAWA-FUJI

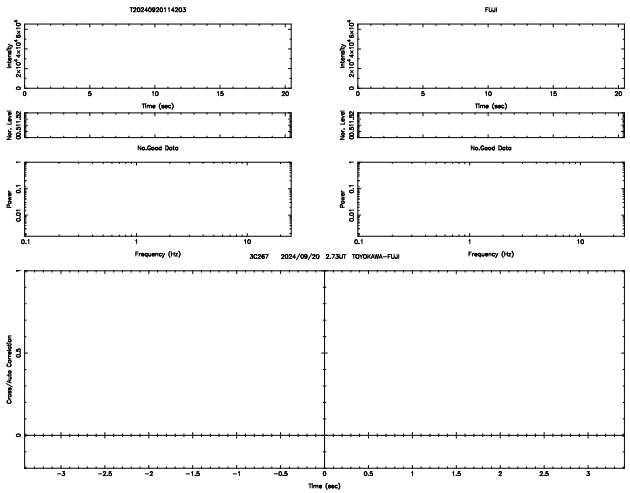
T20240920114203
FUJI
No.Good Data
3C267 2024/09/20 2.73UT TOYOKAWA-FUJI

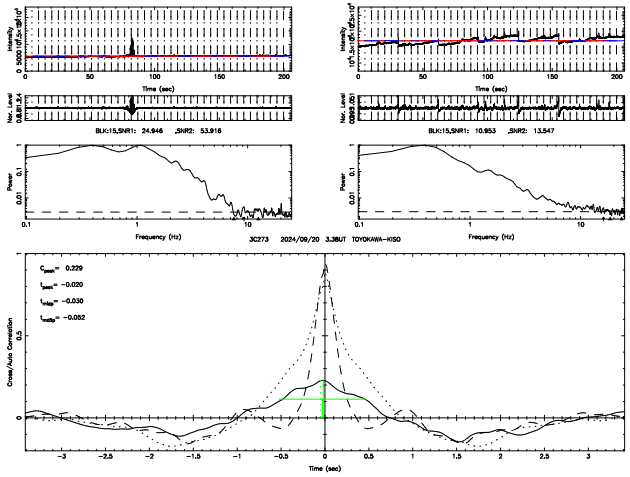
T20240920122108
K20240920122105
BLK:15,SNR1: 24.946 ,SNR2: 53.916
BLK:15,SNR1: 10.953 ,SNR2: 13.547
3C273 2024/09/20 3.38UT TOYOKAWA-KISO
C_{peak}= 0.229
t_{peak}= −0.020
t_{rise}= −0.030
t_{decay}= −0.052

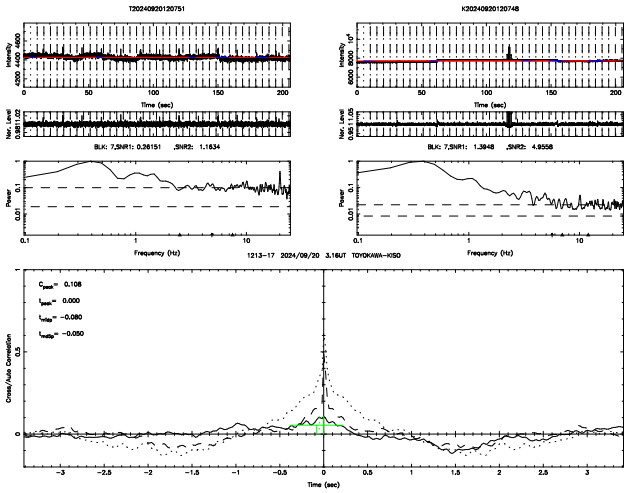
T20240920120751
K20240920120748
BLK: 7,SNR1: 0.26151 ,SNR2: 1.1634
BLK: 7,SNR1: 1.3948 ,SNR2: 4.9556
1213-17 2024/09/20 3.16UT TOYOKAWA-KISO
C_{peak}= 0.108
t_{peak}= 0.000
t_{rise}= −0.080
t_{decay}= −0.050

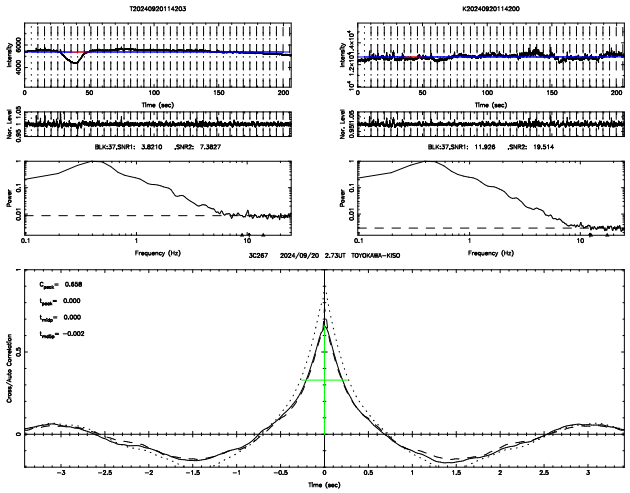
T20240920114203
K20240920114200
BLK:37,SNR1: 3.8210 ,SNR2: 7.3827
BLK:37,SNR1: 11.926 ,SNR2: 19.514
3C267 2024/09/20 2.73UT TOYOKAWA-KISO
C_{peak}= 0.658
t_{peak}= 0.000
t_{rise}= 0.000
t_{decay}= −0.002

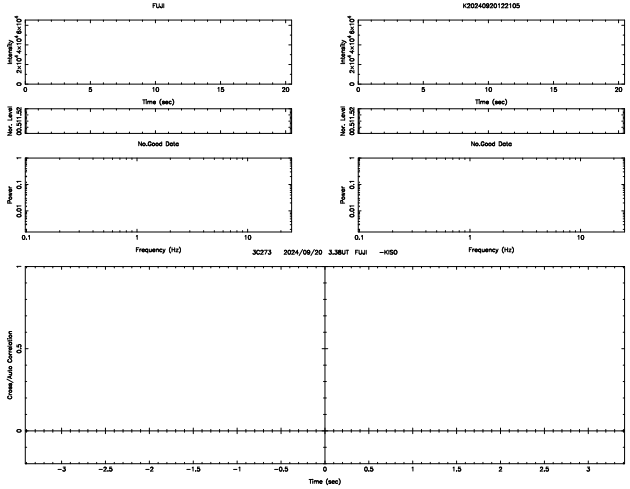
FUJI
K20240920122105
No.Good Data
3C273 2024/09/20 3.38UT FUJI -KISO

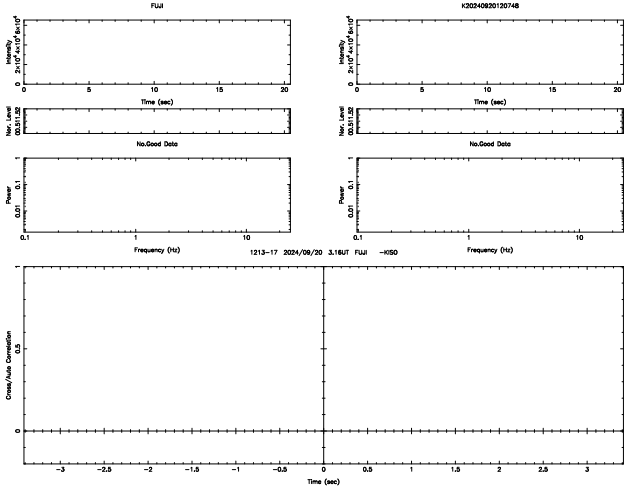
FUJI
K20240920120748
No.Good Data
1213-17 2024/09/20 3.16UT FUJI -KISO

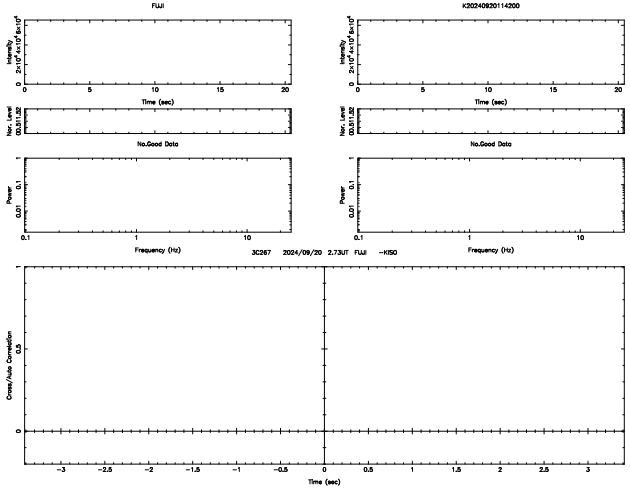
FUJI
K20240920114200
No.Good Data
3C267 2024/09/20 2.73UT FUJI -KISO

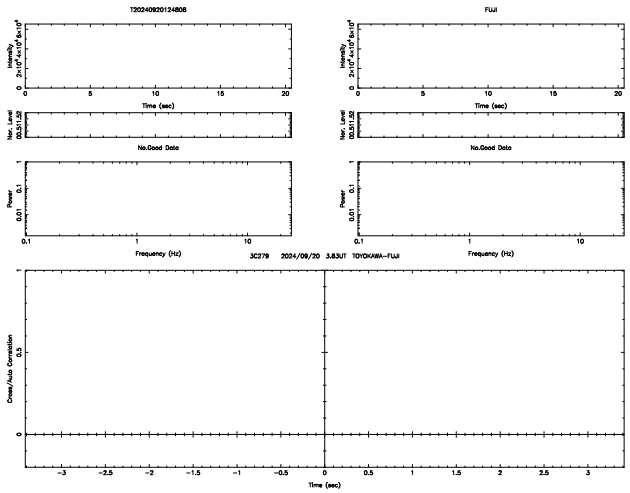
T20240920124808
FUJI
No.Good Data
No.Good Data
3C279 2024/09/20 3.83UT TOYOKAWA-FUJI

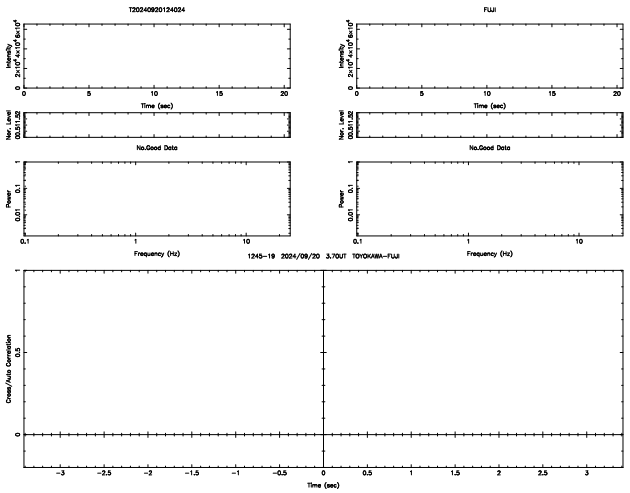
T20240920124024
FUJI
No.Good Data
No.Good Data
1245-19 2024/09/20 3.70UT TOYOKAWA-FUJI

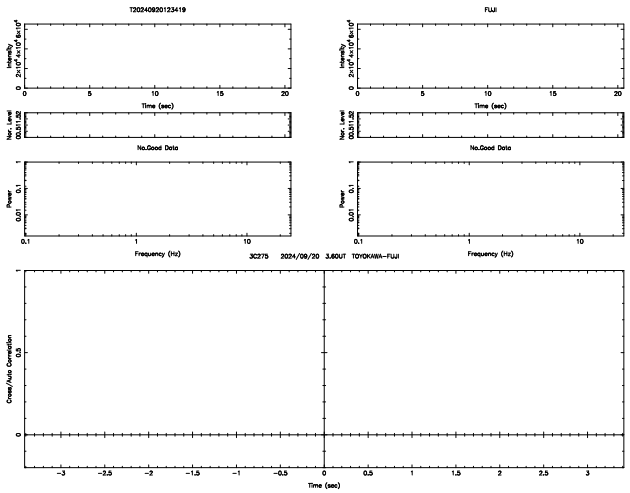
T20240920123419
FUJI
No.Good Data
No.Good Data
3C275 2024/09/20 3.60UT TOYOKAWA-FUJI

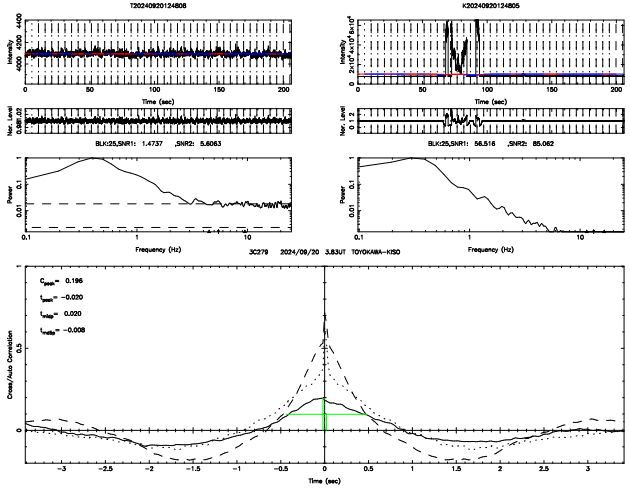
T20240920124808
K20240920124805
BLK:25,SNR1: 1.4737 ,SNR2: 5.6063
BLK:25,SNR1: 56.516 ,SNR2: 85.062
3C279 2024/09/20 3.83UT TOYOKAWA-KISO
C peak= 0.196
t peak= -0.020
t edge= 0.020
t edge= -0.008

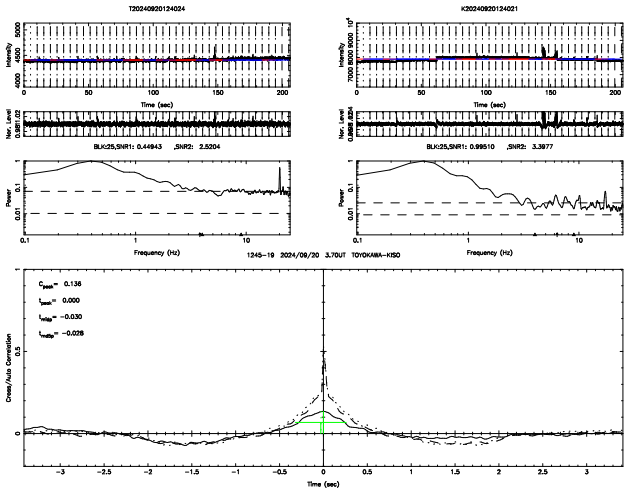
T20240920124024
K20240920124021
BLK:25,SNR1: 0.44943 ,SNR2: 2.5204
BLK:25,SNR1: 0.99510 ,SNR2: 3.3977
1245-19 2024/09/20 3.70UT TOYOKAWA-KISO
C peak= 0.136
t peak= 0.000
t edge= -0.030
t edge= -0.028

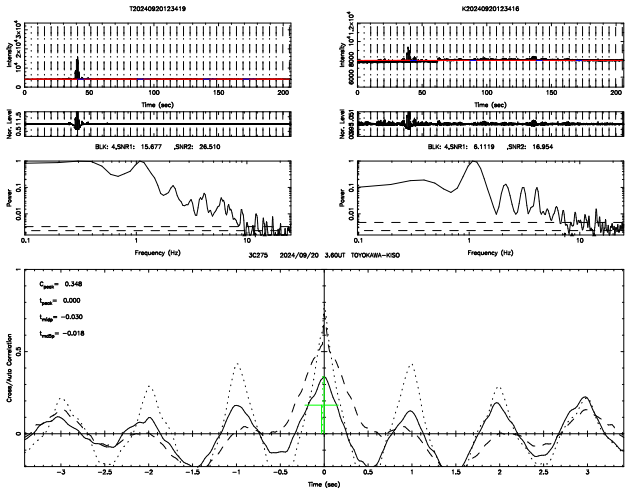
T20240920123419
K20240920123416
BLK: 4,SNR1: 15.677 ,SNR2: 26.510
BLK: 4,SNR1: 5.1119 ,SNR2: 16.954
3C275 2024/09/20 3.60UT TOYOKAWA-KISO
C peak= 0.348
t peak= 0.000
t edge= -0.030
t edge= -0.018

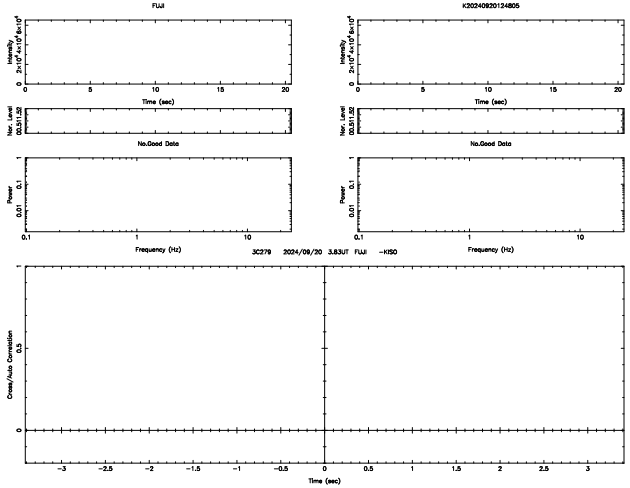
FUJI
K20240920124805
No.Good Data
No.Good Data
3C279 2024/09/20 3.83UT FUJI -KISO

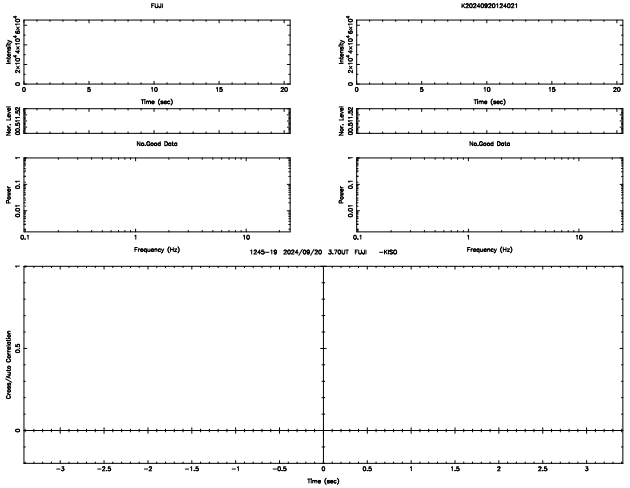
FUJI
K20240920124021
No.Good Data
No.Good Data
1245-19 2024/09/20 3.70UT FUJI -KISO

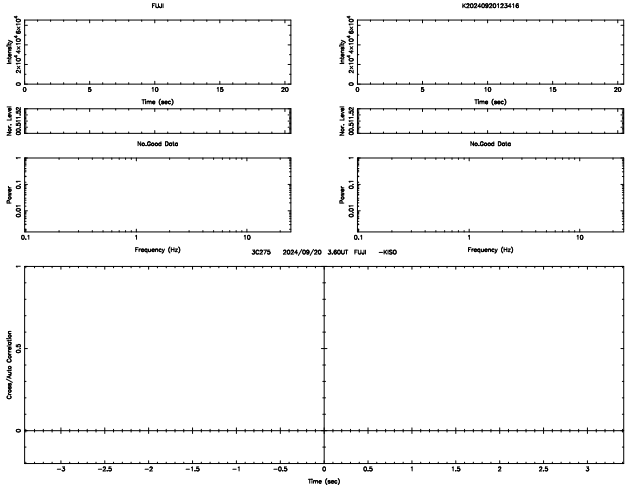
FUJI
K20240920123416
No.Good Data
No.Good Data
3C275 2024/09/20 3.60UT FUJI -KISO

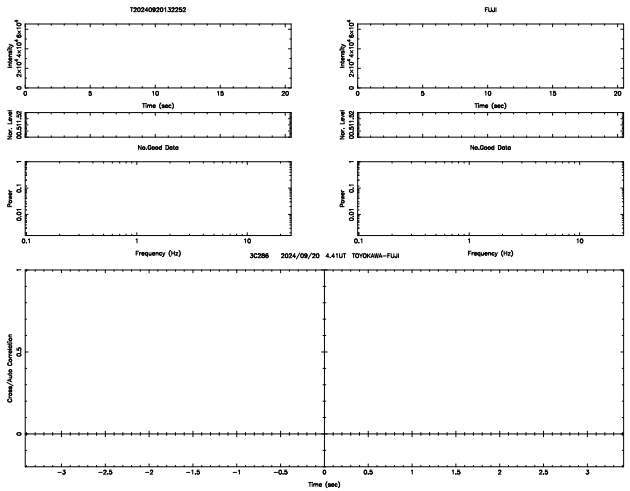
T20240920132252
FUJI
No.Good Data
3C286 2024/09/20 4.41UT TOYOKAWA-FUJI

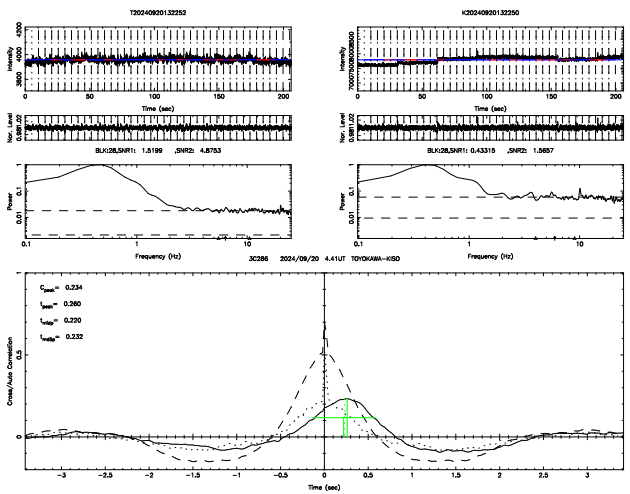
T20240920132252
K20240920132250
BLK:28,SNR1: 1.5199 ,SNR2: 4.8753
BLK:26,SNR1: 0.43315 ,SNR2: 1.5657
3C286 2024/09/20 4.41UT TOYOKAWA-KISO
C_{peak}= 0.234
t_{peak}= 0.260
t_{rise}= 0.220
t_{width}= 0.232

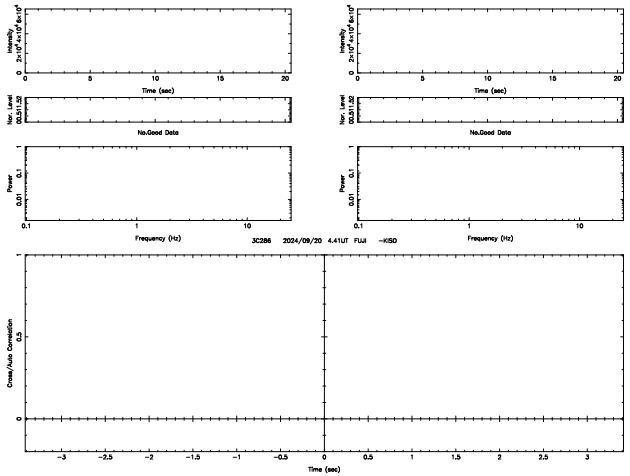
FUJI
K20240920132250
No.Good Data
3C286 2024/09/20 4.41UT FUJI -KISO

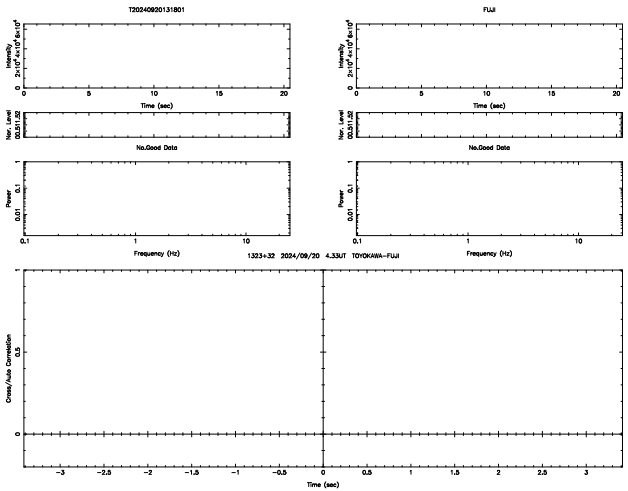
T20240920131801
FUJI
No.Good Data
1323+32 2024/09/20 4.33UT TOYOKAWA-FUJI

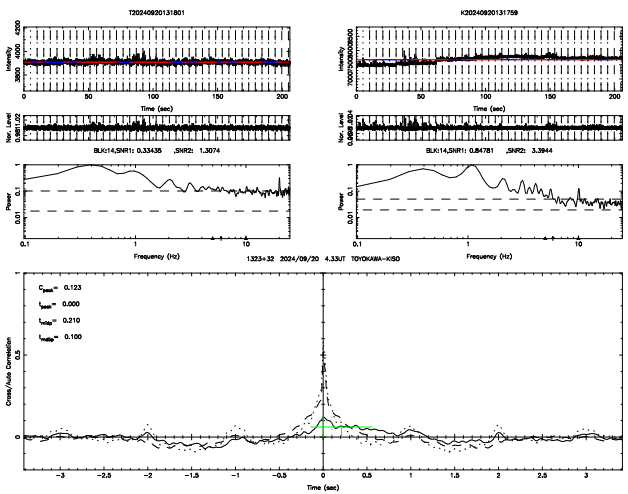
T20240920131801
K20240920131759
BLK:14,SNR1: 0.33435 ,SNR2: 1.3074
BLK:14,SNR1: 0.84781 ,SNR2: 3.3944
1323+32 2024/09/20 4.33UT TOYOKAWA-KISO
C_{peak}= 0.123
t_{peak}= 0.000
t_{rise}= 0.210
t_{width}= 0.100

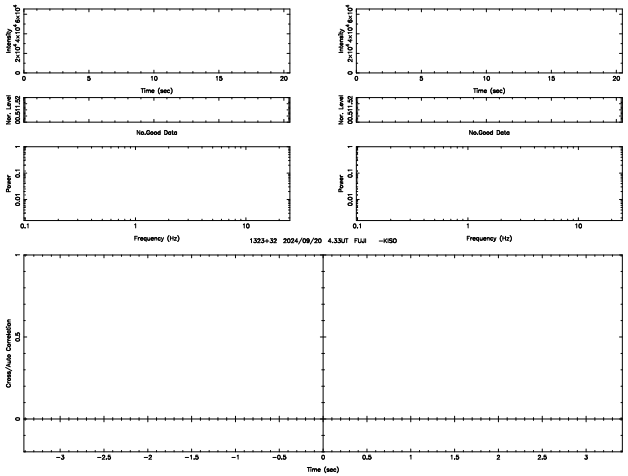
FUJI
K20240920131759
No.Good Data
1323+32 2024/09/20 4.33UT FUJI -KISO

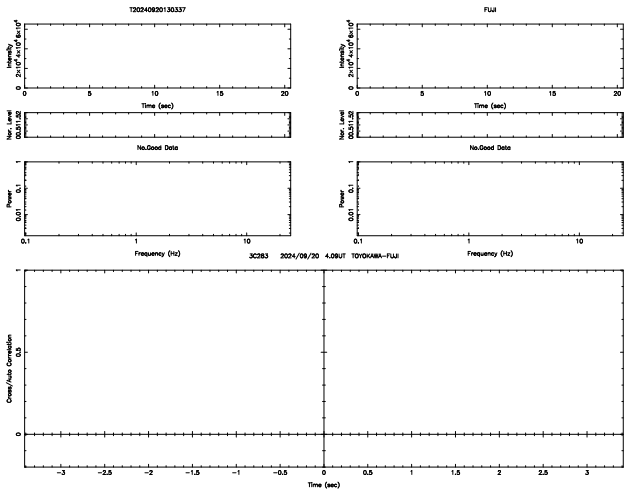
T20240920130337
FUJI
No.Good Data
3C283 2024/09/20 4.09UT TOYOKAWA-FUJI

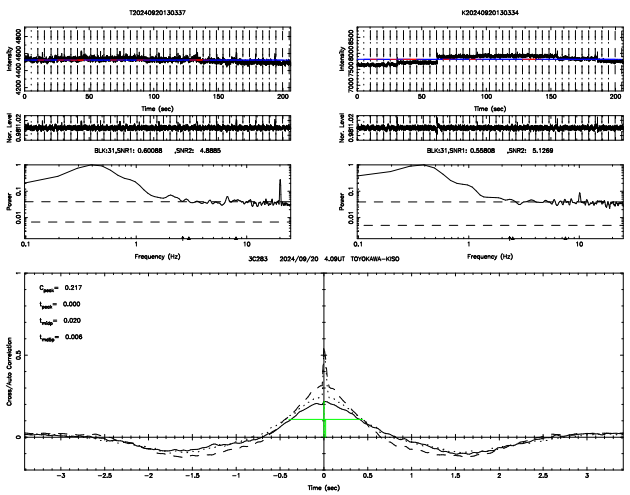
T20240920130337
K20240920130334
BLK:31,SNR1: 0.60088 ,SNR2: 4.8885
BLK:31,SNR1: 0.55808 ,SNR2: 5.1269
3C283 2024/09/20 4.09UT TOYOKAWA-KISO
C_{peak}= 0.217
t_{peak}= 0.000
t_{rise}= 0.020
t_{width}= 0.006

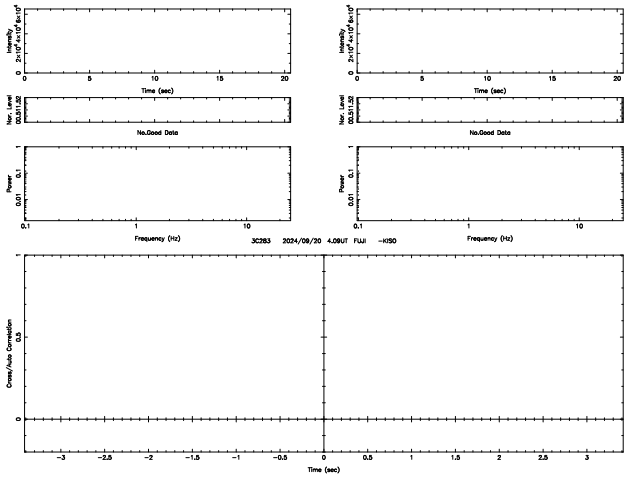
FUJI
K20240920130334
No.Good Data
3C283 2024/09/20 4.09UT FUJI -KISO

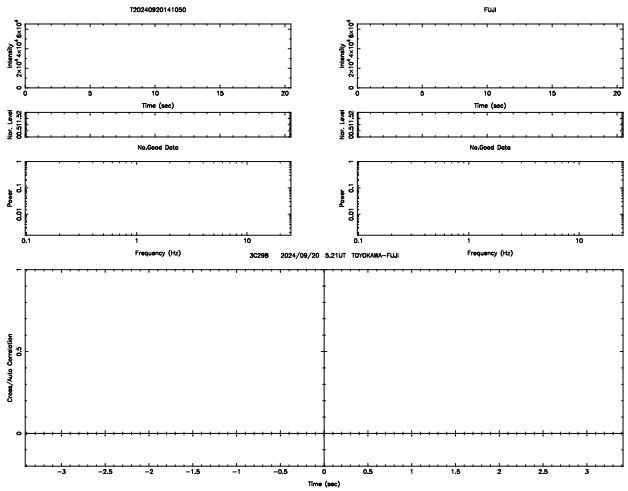
T20240920141050
FUJI
No.Good Data
3C298 2024/09/20 5.21UT TOYOKAWA-FUJI

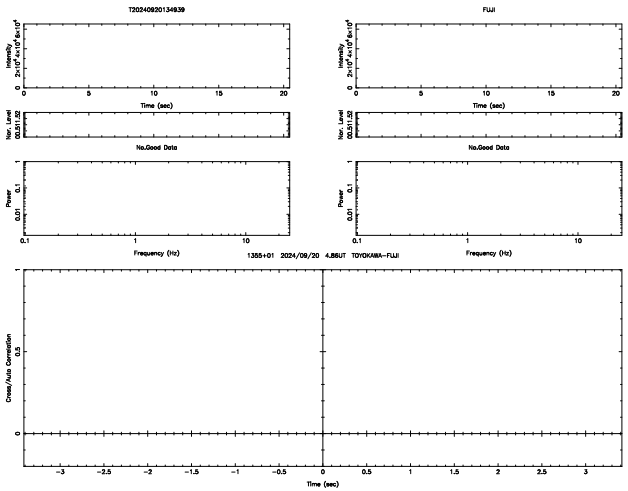
T20240920134939
FUJI
No.Good Data
1355+01 2024/09/20 4.86UT TOYOKAWA-FUJI

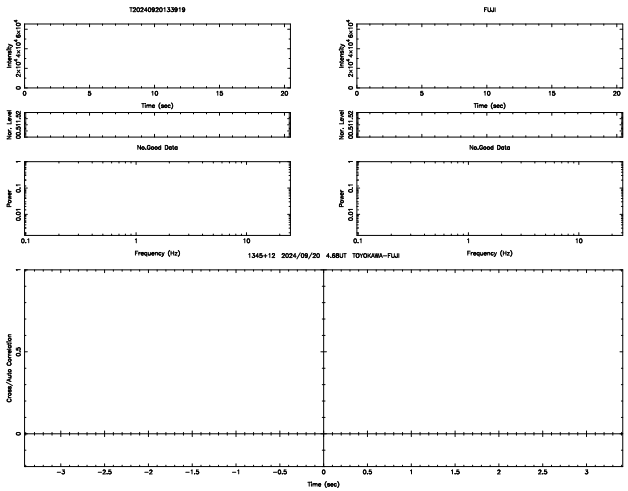
T20240920133919
FUJI
No.Good Data
1345+12 2024/09/20 4.68UT TOYOKAWA-FUJI

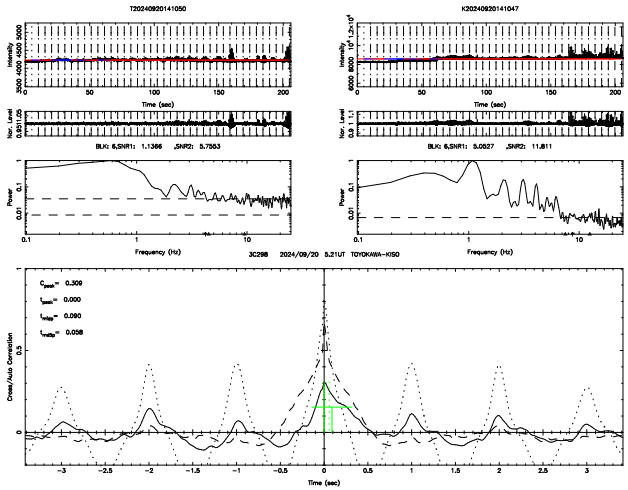
T20240920141050
K20240920141047
BLK1 6,SNR1: 1.1366 ,SNR2: 5.7553
BLK1 6,SNR1: 5.0527 ,SNR2: 11.811
3C298 2024/09/20 5.21UT TOYOKAWA-KISO
C_{peak}= 0.309
t_{peak}= 0.000
t_{edge}= 0.090
t_{width}= 0.058

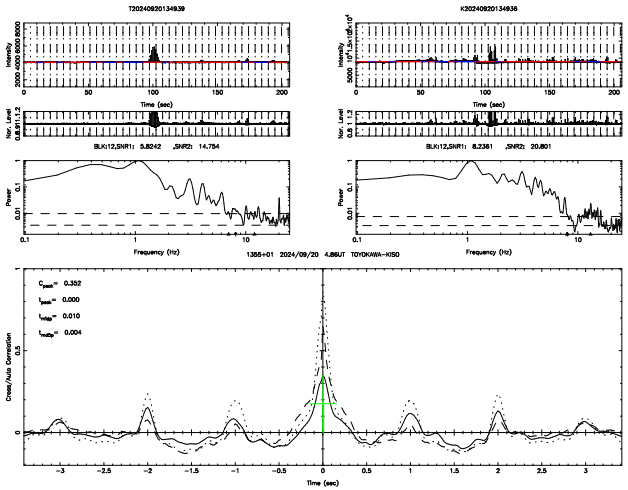
T20240920134939
K20240920134936
BLK1 12,SNR1: 5.8242 ,SNR2: 14.754
BLK1 12,SNR1: 8.2361 ,SNR2: 20.801
1355+01 2024/09/20 4.86UT TOYOKAWA-KISO
C_{peak}= 0.352
t_{peak}= 0.000
t_{edge}= 0.010
t_{width}= 0.004

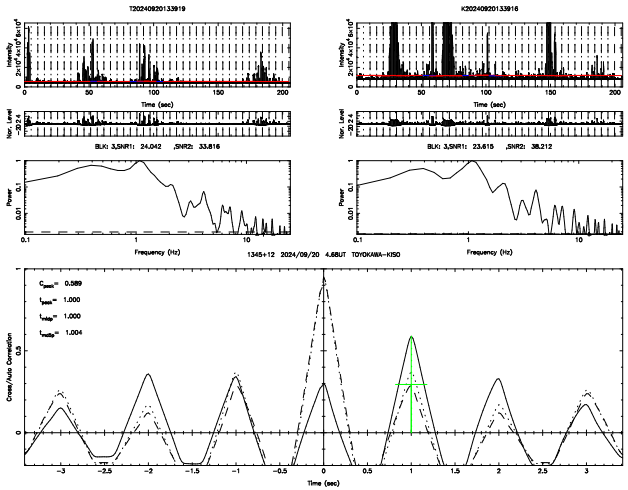
T20240920133919
K20240920133916
BLK1 3,SNR1: 24.042 ,SNR2: 33.816
BLK1 3,SNR1: 23.615 ,SNR2: 38.212
1345+12 2024/09/20 4.68UT TOYOKAWA-KISO
C_{peak}= 0.589
t_{peak}= 1.000
t_{edge}= 1.000
t_{width}= 1.004

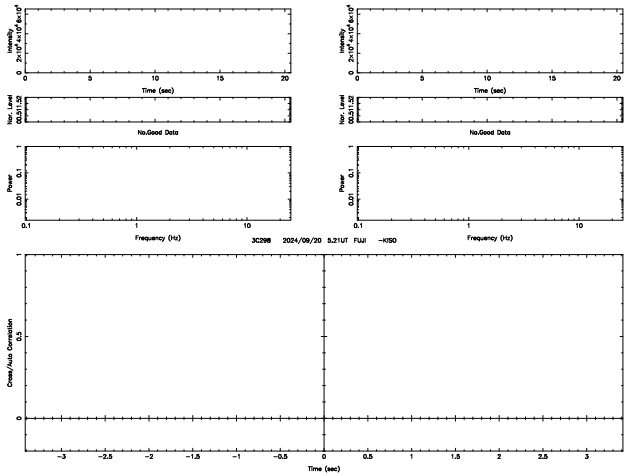
FUJI
K20240920141047
No.Good Data
3C298 2024/09/20 5.21UT FUJI -KISO

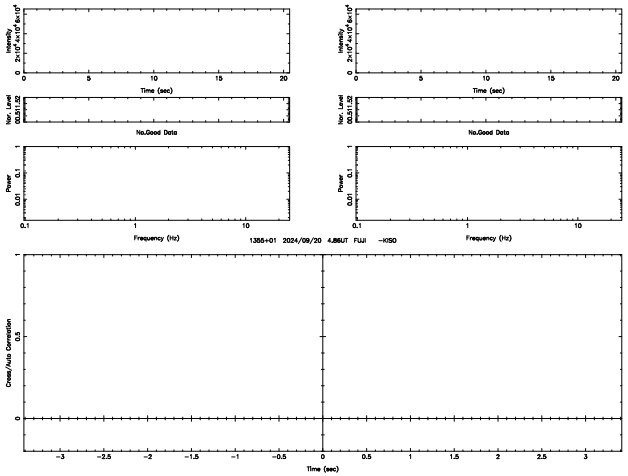
FUJI
K20240920134936
No.Good Data
1355+01 2024/09/20 4.86UT FUJI -KISO

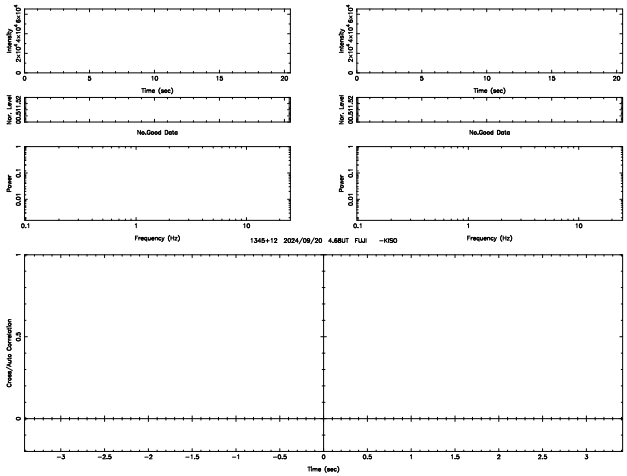
FUJI
K20240920133916
No.Good Data
1345+12 2024/09/20 4.68UT FUJI -KISO

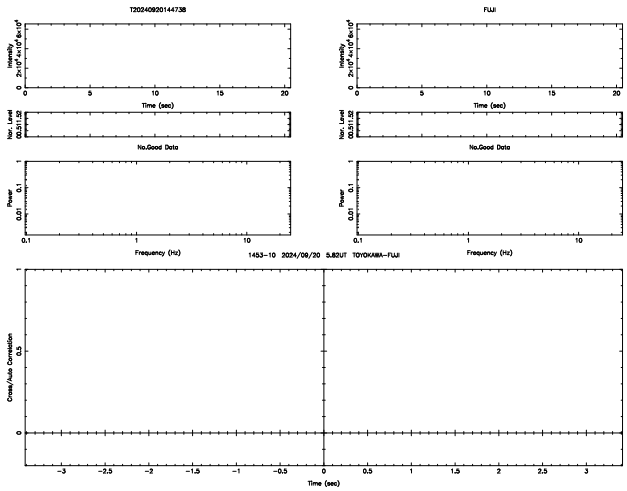
T20240920144738
FUJI
No.Good Data
No.Good Data
1453-10 2024/09/20 5.82UT TOYOKAWA-FUJI

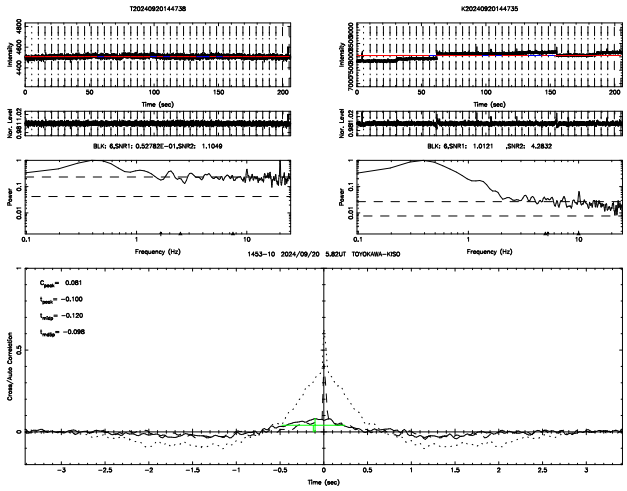
T20240920144738
K20240920144735
BLK: 6,SNR1: 0.52782E-01,SNR2: 1.1049
BLK: 6,SNR1: 1.0121 ,SNR2: 4.2832
1453-10 2024/09/20 5.82UT TOYOKAWA-KISO
C_{peak}= 0.081
t_{peak}= -0.100
t_{edge}= -0.120
t_{width}= -0.098

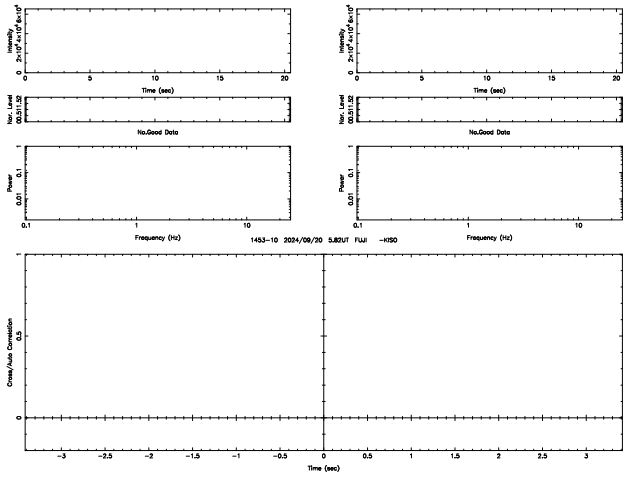
FUJI
K20240920144735
No.Good Data
No.Good Data
1453-10 2024/09/20 5.82UT FUJI -KISO

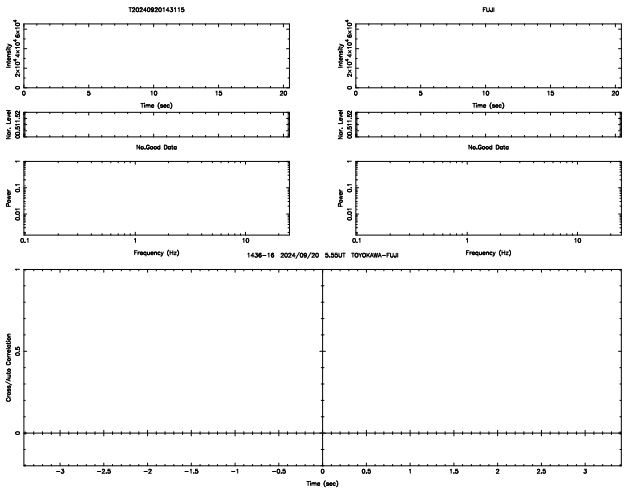
T20240920143115
FUJI
No.Good Data
No.Good Data
1436-16 2024/09/20 5.55UT TOYOKAWA-FUJI

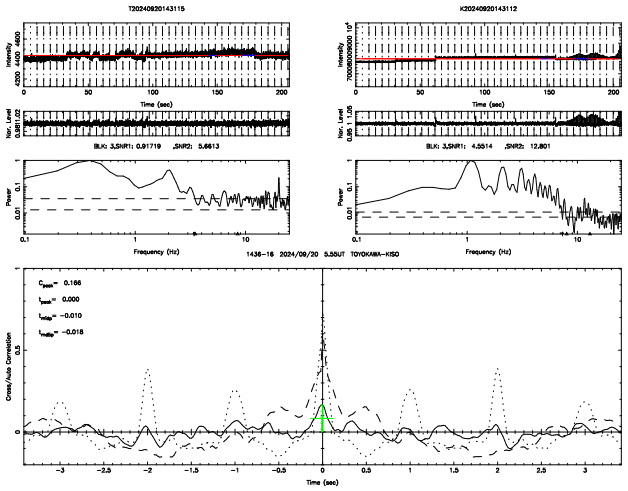
T20240920143115
K20240920143112
BLK: 3,SNR1: 0.91719 ,SNR2: 5.6613
BLK: 3,SNR1: 4.5514 ,SNR2: 12.801
1436-16 2024/09/20 5.55UT TOYOKAWA-KISO
C_{peak}= 0.166
t_{peak}= 0.000
t_{edge}= -0.010
t_{width}= -0.016

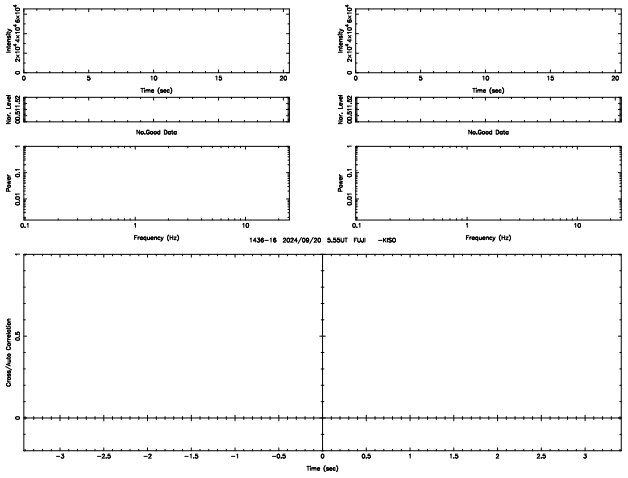
FUJI
K20240920143112
No.Good Data
No.Good Data
1436-16 2024/09/20 5.55UT FUJI -KISO

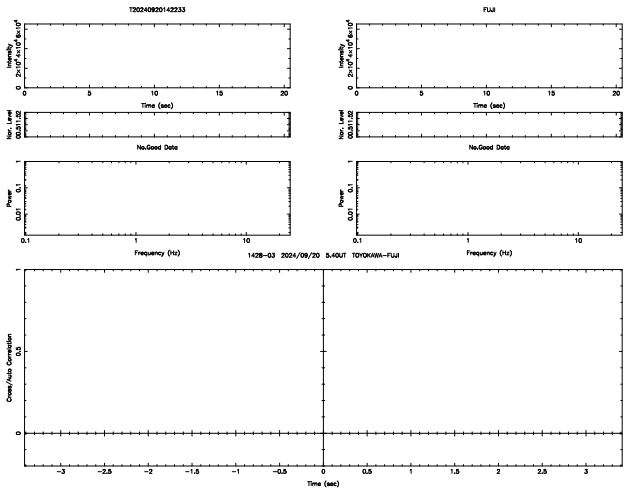
T20240920142233
FUJI
No.Good Data
No.Good Data
1428-03 2024/09/20 5.40UT TOYOKAWA-FUJI

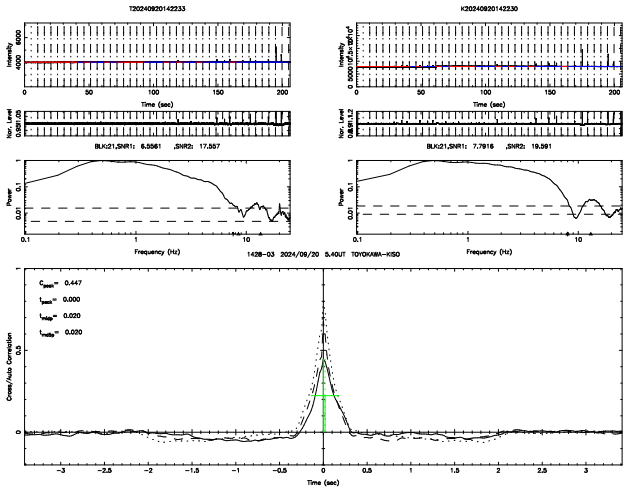
T20240920142233
K20240920142230
BLK:21,SNR1: 6.5561 ,SNR2: 17.557
BLK:21,SNR1: 7.7916 ,SNR2: 19.591
1428-03 2024/09/20 5.40UT TOYOKAWA-KISO
C_{peak}= 0.447
t_{peak}= 0.000
t_{edge}= 0.020
t_{width}= 0.020

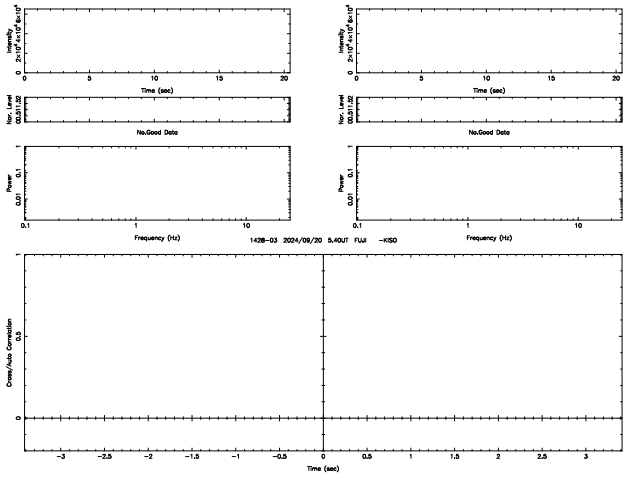
FUJI
K20240920142230
No.Good Data
No.Good Data
1428-03 2024/09/20 5.40UT FUJI -KISO

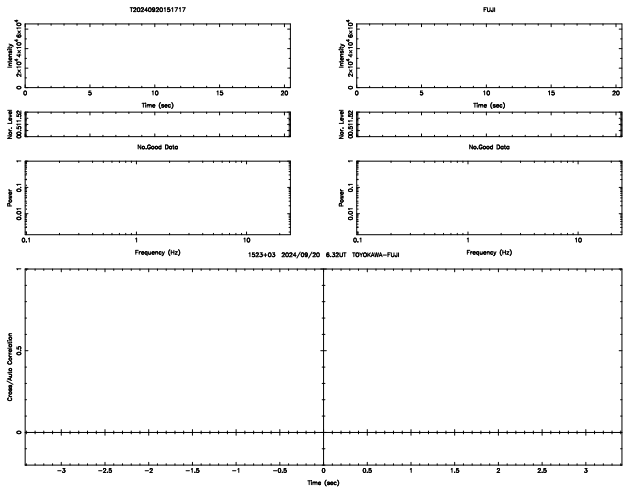
T20240920151717
FUJI
No.Good Data
No.Good Data
1523+03 2024/09/20 6.32UT TOYOKAWA-FUJI
Time (sec)
Frequency (Hz)
Cross/Auto Correlation

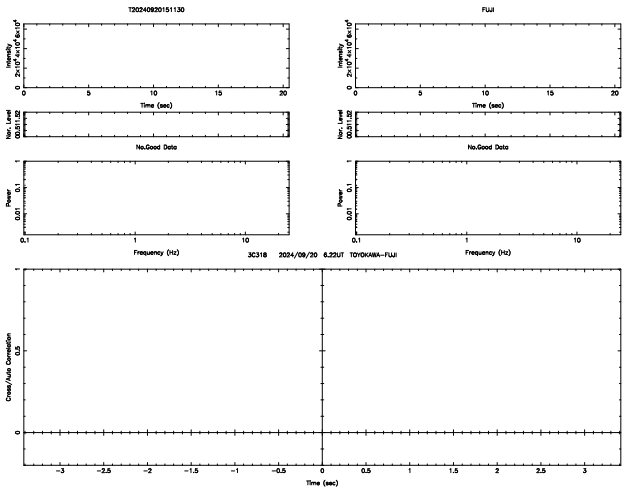
T20240920151130
FUJI
No.Good Data
No.Good Data
3C318 2024/09/20 6.32UT TOYOKAWA-FUJI
Time (sec)
Frequency (Hz)
Cross/Auto Correlation

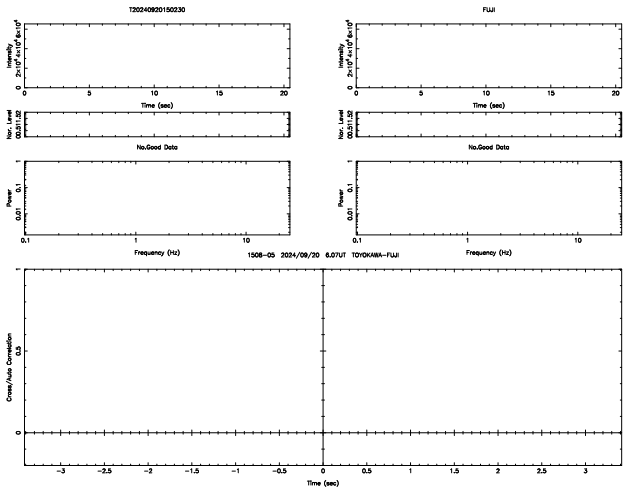
T20240920150230
FUJI
No.Good Data
No.Good Data
1508-05 2024/09/20 6.07UT TOYOKAWA-FUJI
Time (sec)
Frequency (Hz)
Cross/Auto Correlation

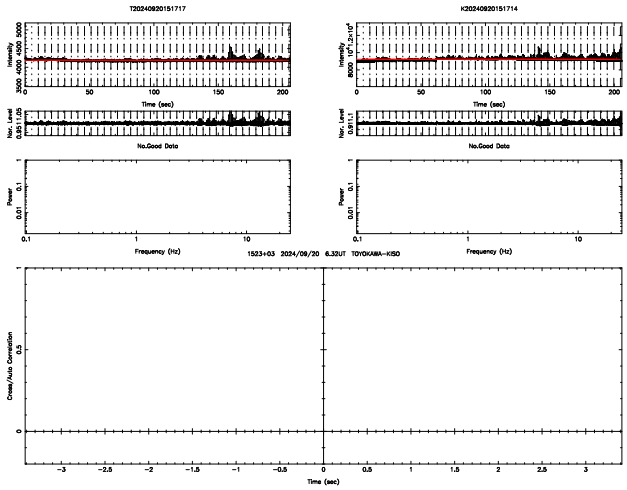
T20240920151717
K20240920151714
No.Good Data
No.Good Data
1523+03 2024/09/20 6.32UT TOYOKAWA-KISO
Time (sec)
Frequency (Hz)
Cross/Auto Correlation

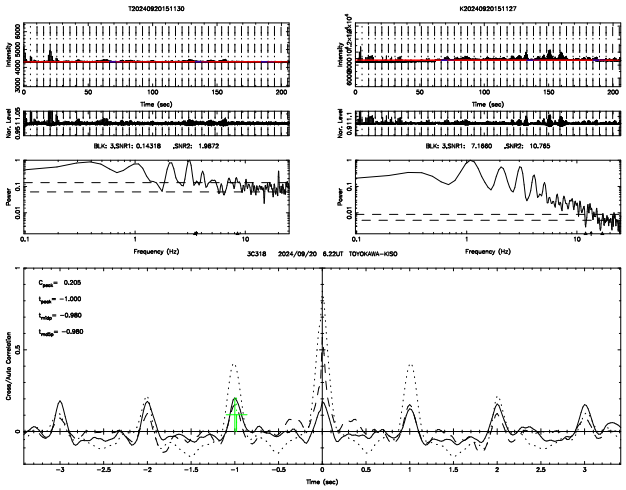
T20240920151130
K20240920151127
BLK: 3,SNR1: 0.14318 ,SNR2: 1.9872
BLK: 3,SNR1: 7.1660 ,SNR2: 10.765
3C318 2024/09/20 6.32UT TOYOKAWA-KISO
Time (sec)
Frequency (Hz)
Cross/Auto Correlation

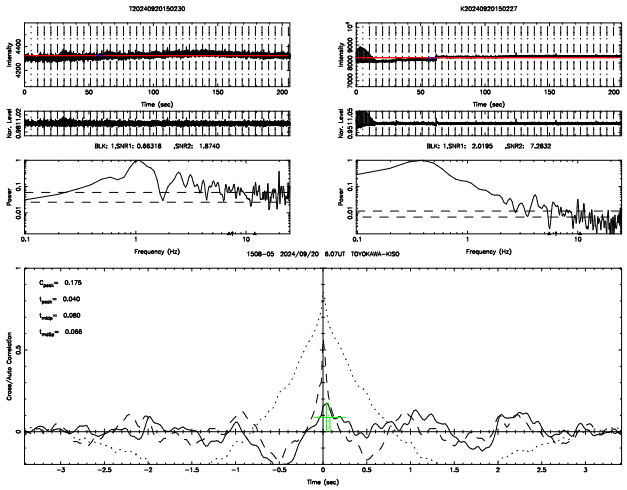
T20240920150230
K20240920150227
BLK: 1,SNR1: 0.66318 ,SNR2: 1.8740
BLK: 1,SNR1: 2.0195 ,SNR2: 7.2832
1508-05 2024/09/20 6.07UT TOYOKAWA-KISO
Time (sec)
Frequency (Hz)
Cross/Auto Correlation

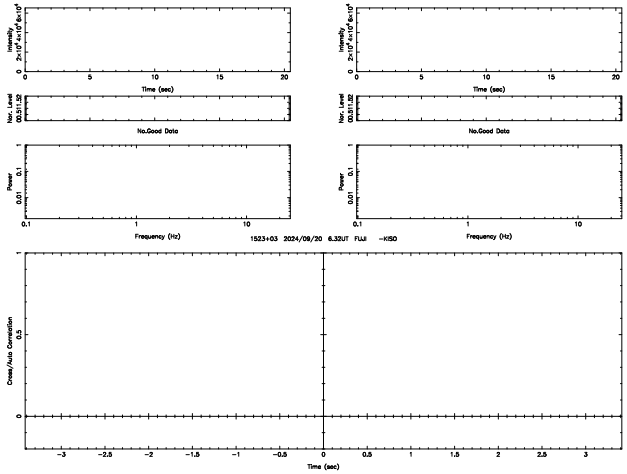
FUJI
K20240920151714
No.Good Data
No.Good Data
1523+03 2024/09/20 6.32UT FUJI -KISO
Time (sec)
Frequency (Hz)
Cross/Auto Correlation

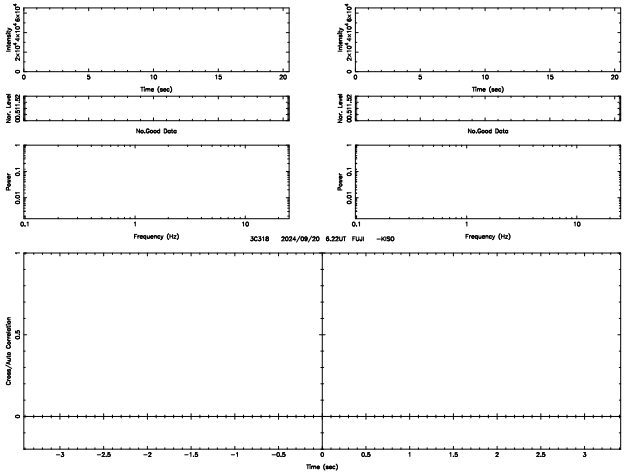
FUJI
K20240920151127
No.Good Data
No.Good Data
3C318 2024/09/20 6.32UT FUJI -KISO
Time (sec)
Frequency (Hz)
Cross/Auto Correlation

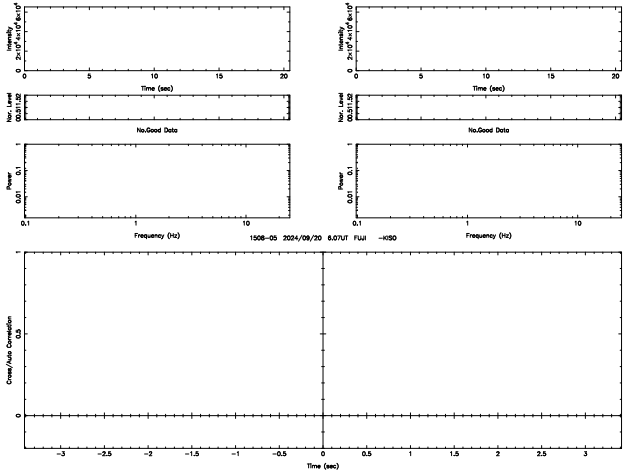
FUJI
K20240920150227
No.Good Data
No.Good Data
1508-05 2024/09/20 6.07UT FUJI -KISO
Time (sec)
Frequency (Hz)
Cross/Auto Correlation

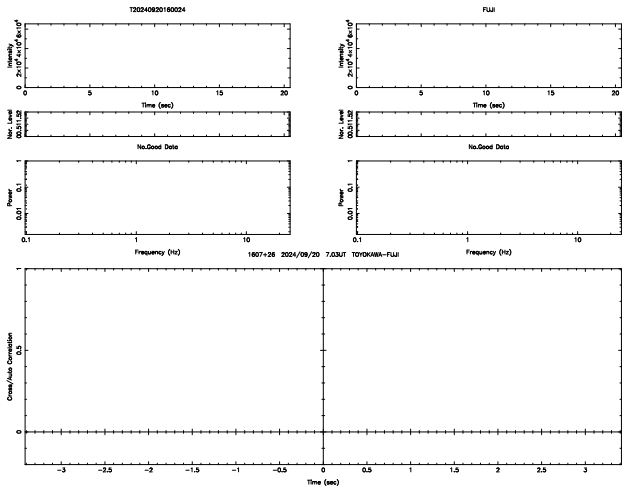
T20240920160024
FUJI
Intensity
Time (sec)
Nor. Level
No.Good Data
Power
Frequency (Hz)
1607+26 2024/09/20 7.03UT TOYOKAWA-FUJI
Cross/Auto Correlation
Time (sec)

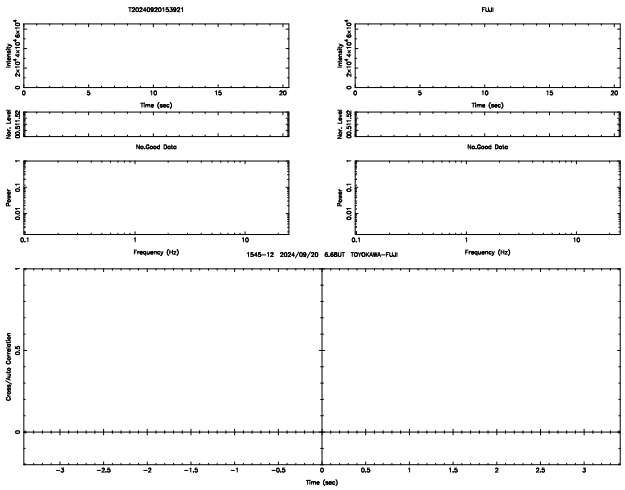
T20240920153921
FUJI
Intensity
Time (sec)
Nor. Level
No.Good Data
Power
Frequency (Hz)
1545−12 2024/09/20 6.68UT TOYOKAWA-FUJI
Cross/Auto Correlation
Time (sec)

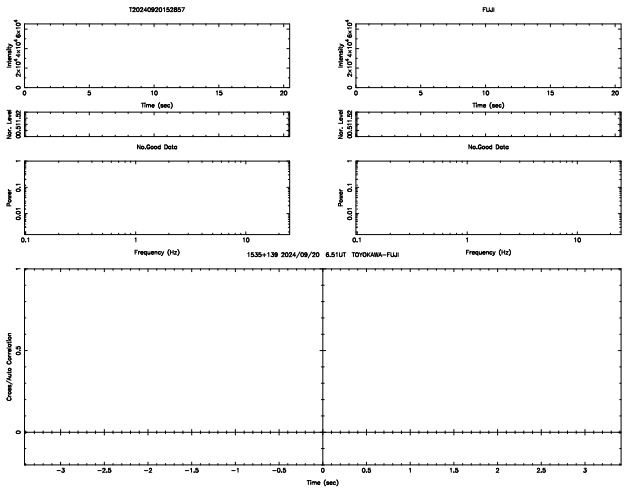
T20240920152857
FUJI
Intensity
Time (sec)
Nor. Level
No.Good Data
Power
Frequency (Hz)
1535+139 2024/09/20 6.51UT TOYOKAWA-FUJI
Cross/Auto Correlation
Time (sec)

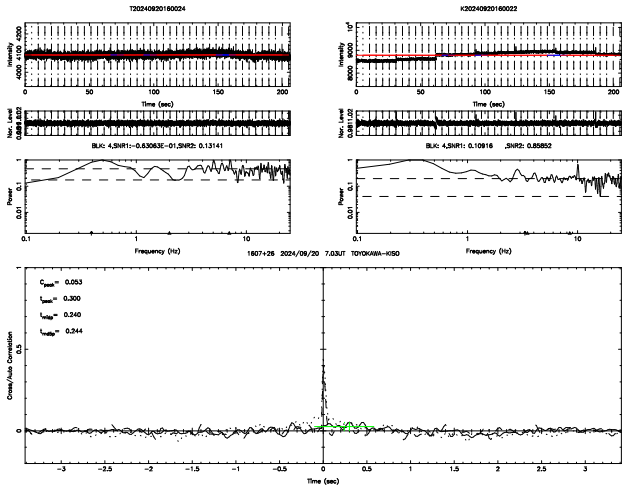
T20240920160024
K20240920160022
Intensity
Time (sec)
Nor. Level
BLK: 4,SNR1:−0.63063E−01,SNR2: 0.13141
BLK: 4,SNR1: 0.10916 ,SNR2: 0.85852
Power
Frequency (Hz)
1607+26 2024/09/20 7.03UT TOYOKAWA-KISO
Cross/Auto Correlation
Time (sec)

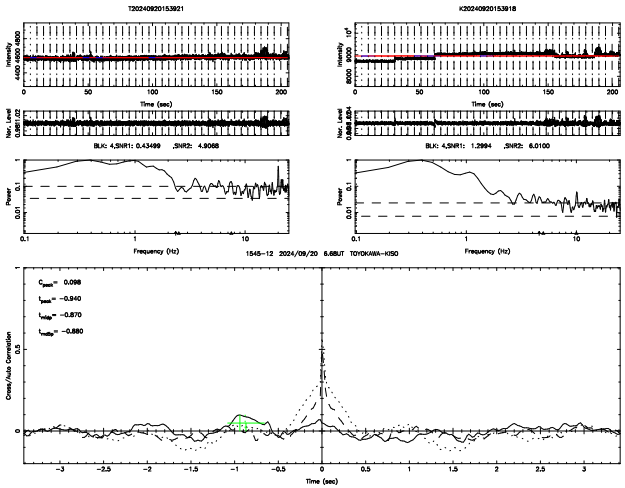
T20240920153921
K20240920153918
Intensity
Time (sec)
Nor. Level
BLK: 4,SNR1: 0.43499 ,SNR2: 4.9068
BLK: 4,SNR1: 1.2994 ,SNR2: 6.0100
Power
Frequency (Hz)
1545−12 2024/09/20 6.68UT TOYOKAWA-KISO
Cross/Auto Correlation
Time (sec)

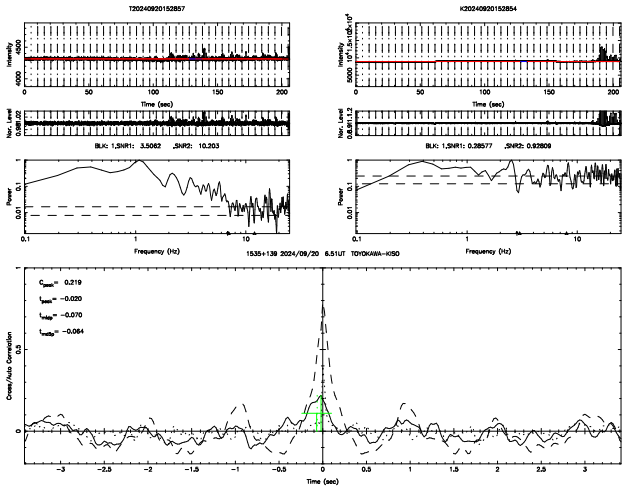
T20240920152857
K20240920152854
Intensity
Time (sec)
Nor. Level
BLK: 1,SNR1: 3.5062 ,SNR2: 10.203
BLK: 1,SNR1: 0.28577 ,SNR2: 0.92809
Power
Frequency (Hz)
1535+139 2024/09/20 6.51UT TOYOKAWA-KISO
Cross/Auto Correlation
Time (sec)

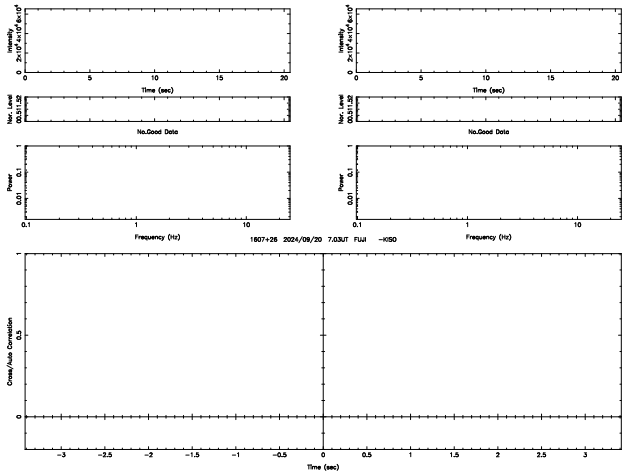
FUJI
K20240920160022
Intensity
Time (sec)
Nor. Level
No.Good Data
Power
Frequency (Hz)
1607+26 2024/09/20 7.03UT FUJI -KISO
Cross/Auto Correlation
Time (sec)

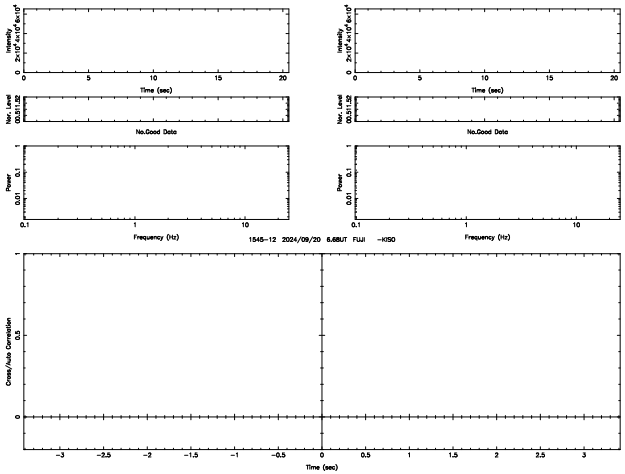
FUJI
K20240920153918
Intensity
Time (sec)
Nor. Level
No.Good Data
Power
Frequency (Hz)
1545−12 2024/09/20 6.68UT FUJI -KISO
Cross/Auto Correlation
Time (sec)

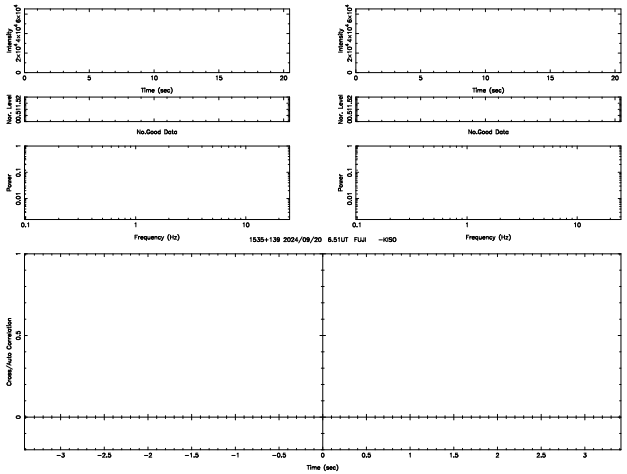
FUJI
K20240920152854
Intensity
Time (sec)
Nor. Level
No.Good Data
Power
Frequency (Hz)
1535+139 2024/09/20 6.51UT FUJI -KISO
Cross/Auto Correlation
Time (sec)

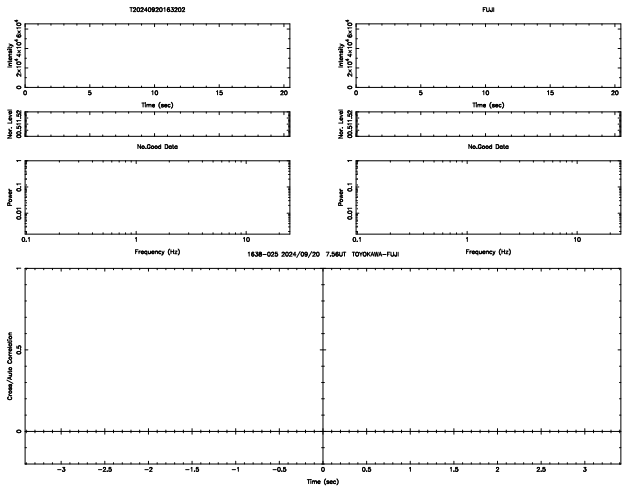
T20240920163202
FUJI
No.Good Data
No.Good Data
1638-025 2024/09/20 7.56UT TOYOKAWA-FUJI

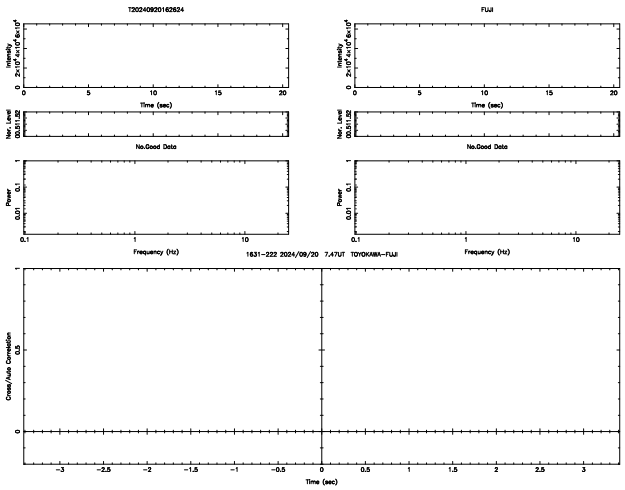
T20240920162624
FUJI
No.Good Data
No.Good Data
1631-222 2024/09/20 7.47UT TOYOKAWA-FUJI

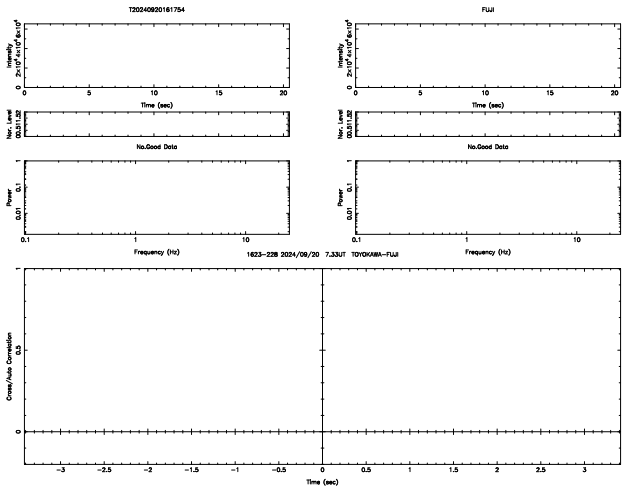
T20240920161754
FUJI
No.Good Data
No.Good Data
1623-228 2024/09/20 7.33UT TOYOKAWA-FUJI

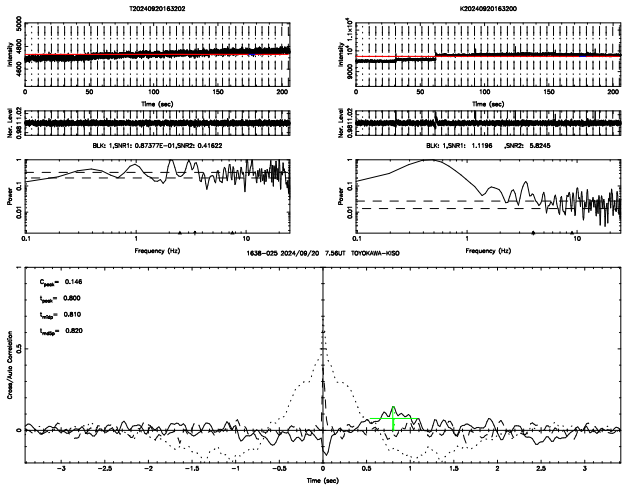
T20240920163202
K20240920163200
BLK: 1,SNR1: 0.87377E-01,SNR2: 0.41622
BLK: 1,SNR1: 1.1196 ,SNR2: 5.8245
1638-025 2024/09/20 7.56UT TOYOKAWA-KISO
Cpeak= 0.146
tpeak= 0.800
tstep= 0.810
tmidp= 0.820

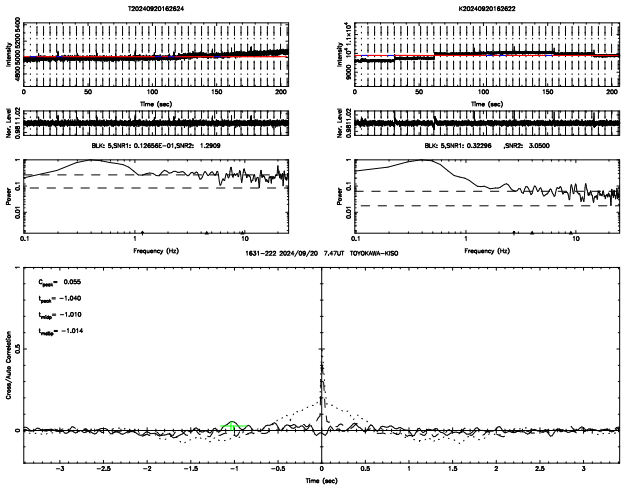
T20240920162624
K20240920162622
BLK: 5,SNR1: 0.12656E-01,SNR2: 1.2909
BLK: 5,SNR1: 0.32296 ,SNR2: 3.0500
1631-222 2024/09/20 7.47UT TOYOKAWA-KISO
Cpeak= 0.055
tpeak= -1.040
tstep= -1.010
tmidp= -1.014

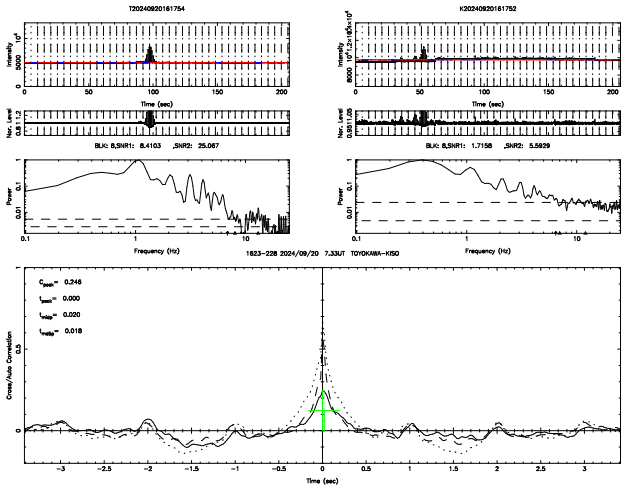
T20240920161754
K20240920161752
BLK: 8,SNR1: 8.4103 ,SNR2: 25.067
BLK: 8,SNR1: 1.7158 ,SNR2: 5.5829
1623-228 2024/09/20 7.33UT TOYOKAWA-KISO
Cpeak= 0.246
tpeak= 0.000
tstep= 0.020
tmidp= 0.018

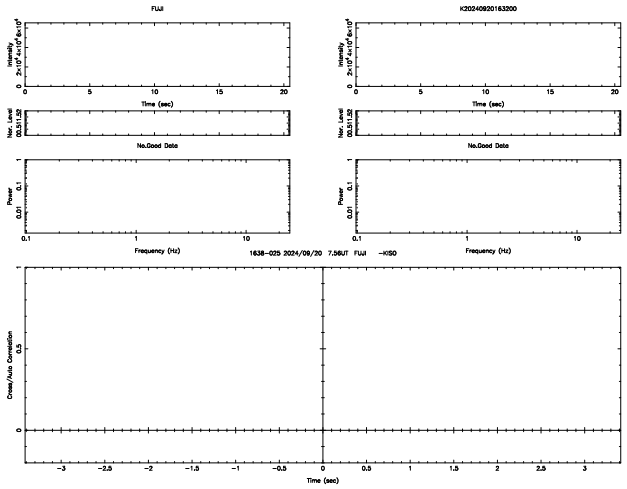
FUJI
K20240920163200
No.Good Data
No.Good Data
1638-025 2024/09/20 7.56UT FUJI -KISO

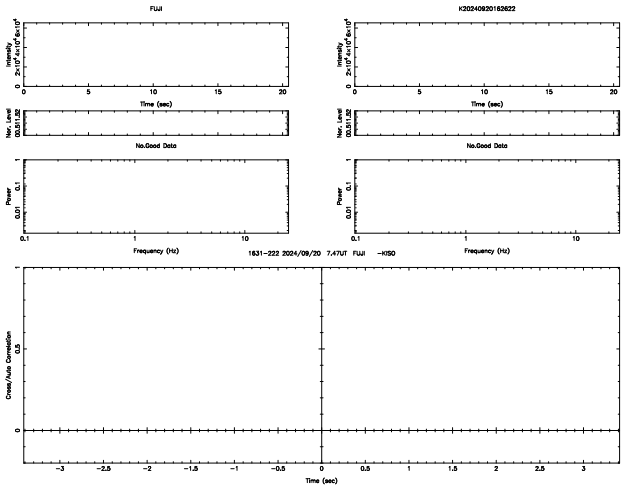
FUJI
K20240920162622
No.Good Data
No.Good Data
1631-222 2024/09/20 7.47UT FUJI -KISO

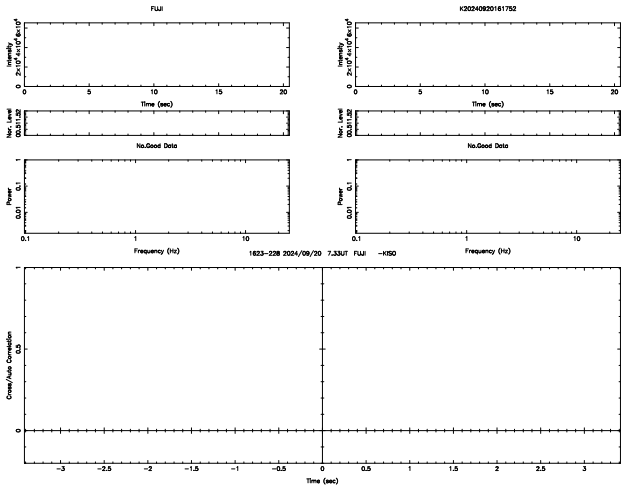
FUJI
K20240920161752
No.Good Data
No.Good Data
1623-228 2024/09/20 7.33UT FUJI -KISO

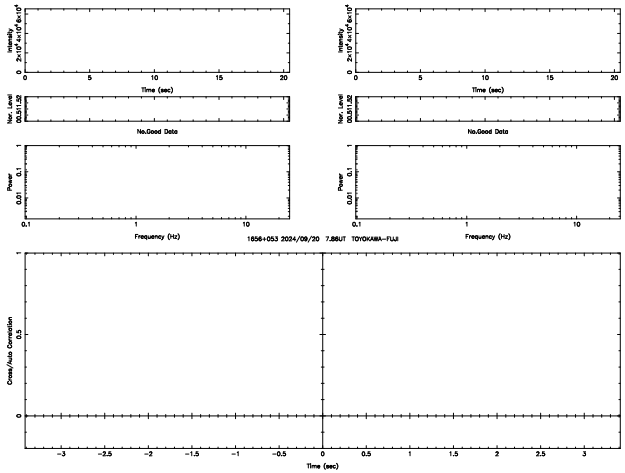
T20240920164949
FUJI
No.Good Data
No.Good Data
1656+053 2024/09/20 7.86UT TOYOKAWA-FUJI

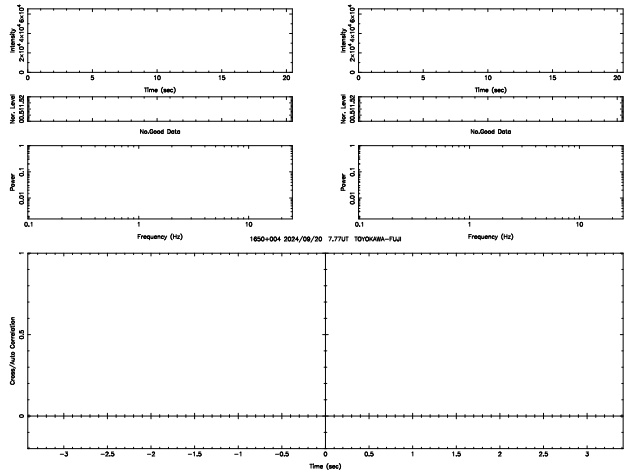
T20240920164417
FUJI
No.Good Data
No.Good Data
1650+004 2024/09/20 7.77UT TOYOKAWA-FUJI

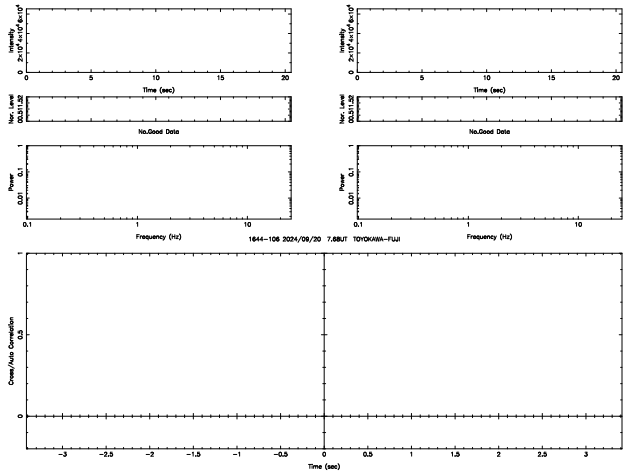
T20240920163856
FUJI
No.Good Data
No.Good Data
1644-106 2024/09/20 7.68UT TOYOKAWA-FUJI

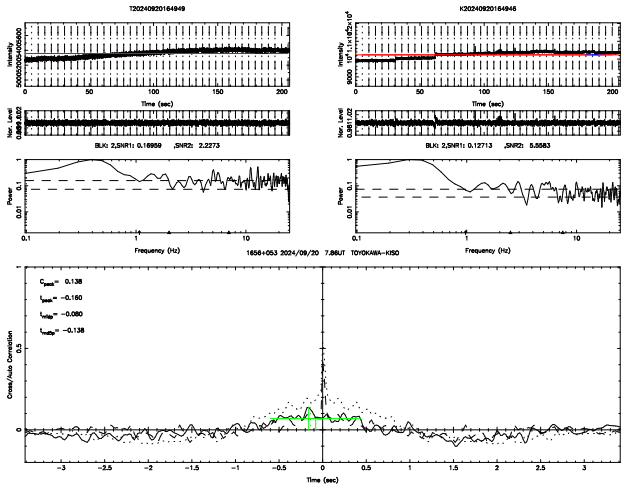
T20240920164949
K20240920164946
BLK: 2,SNR1: 0.16959 ,SNR2: 2.2273
BLK: 2,SNR1: 0.12713 ,SNR2: 5.5583
1656+053 2024/09/20 7.86UT TOYOKAWA-KISO
Cpeak= 0.138
tpeak= -0.160
tstep= -0.080
tmidp= -0.138

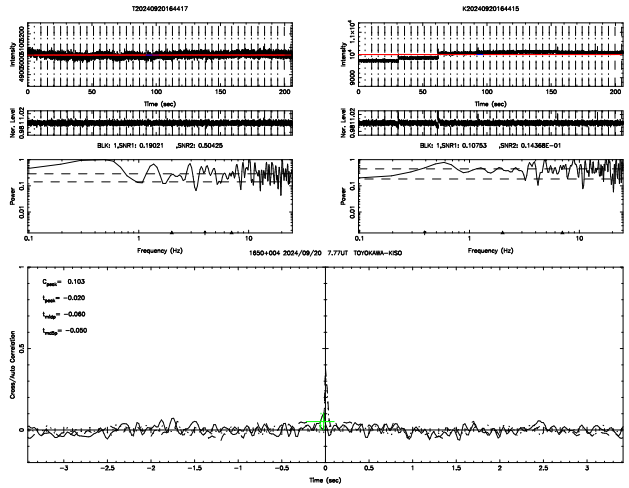
T20240920164417
K20240920164415
BLK: 1,SNR1: 0.19021 ,SNR2: 0.50425
BLK: 1,SNR1: 0.10753 ,SNR2: 0.14368E-01
1650+004 2024/09/20 7.77UT TOYOKAWA-KISO
Cpeak= 0.103
tpeak= -0.020
tstep= -0.060
tmidp= -0.050

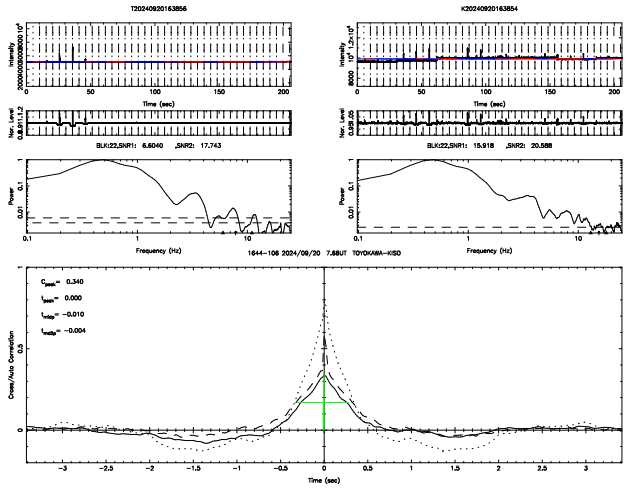
T20240920163856
K20240920163854
BLK:22,SNR1: 6.6040 ,SNR2: 17.743
BLK:22,SNR1: 15.918 ,SNR2: 20.588
1644-106 2024/09/20 7.68UT TOYOKAWA-KISO
Cpeak= 0.340
tpeak= 0.000
tstep= -0.010
tmidp= -0.004

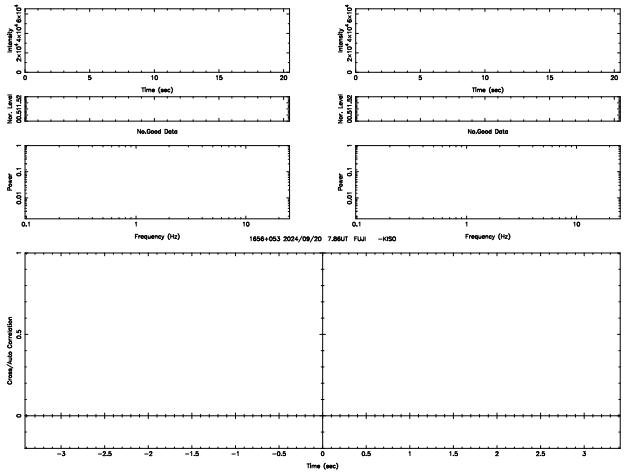
FUJI
K20240920164946
No.Good Data
No.Good Data
1656+053 2024/09/20 7.86UT FUJI -KISO

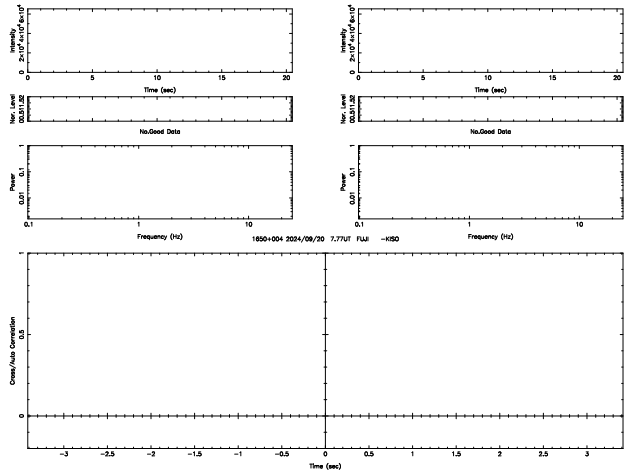
FUJI
K20240920164415
No.Good Data
No.Good Data
1650+004 2024/09/20 7.77UT FUJI -KISO

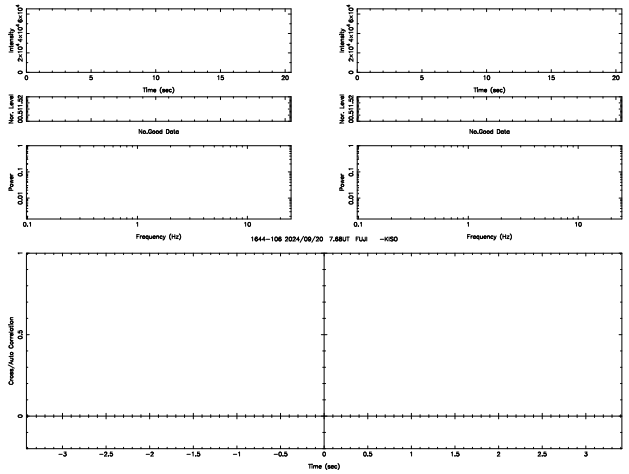
FUJI
K20240920163854
No.Good Data
No.Good Data
1644-106 2024/09/20 7.68UT FUJI -KISO