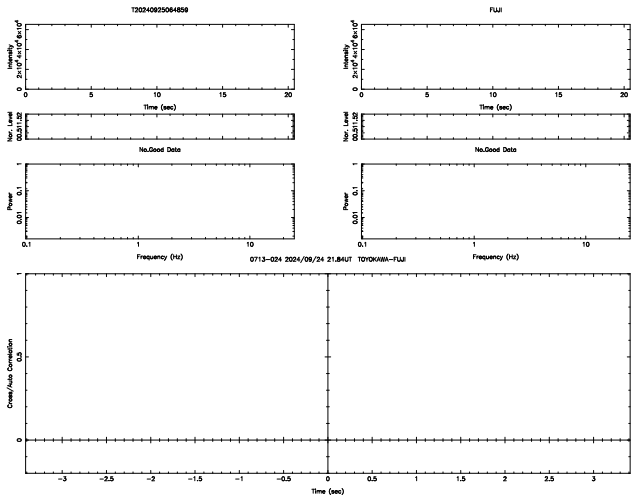
T20240925064859
FUJI
No.Good Data
No.Good Data
0713−024 2024/09/24 21.84UT TOYOKAWA−FUJI

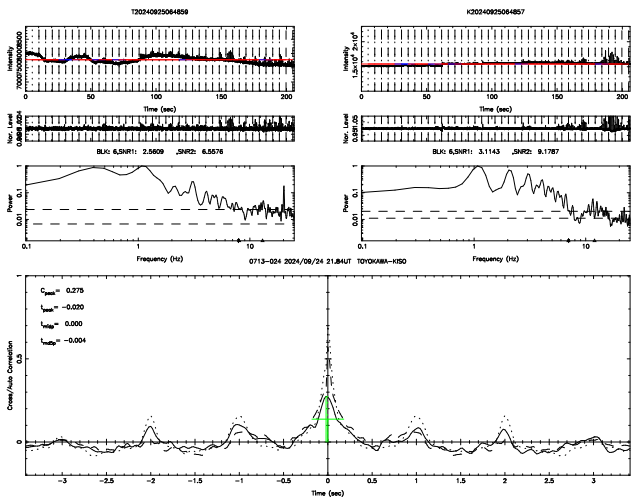
T20240925064859
K20240925064857
BLK: 6,SNR1: 2.5609 ,SNR2: 6.5576
BLK: 6,SNR1: 3.1143 ,SNR2: 9.1787
0713−024 2024/09/24 21.84UT TOYOKAWA−KISO
C_{peak}= 0.275
t_{peak}= −0.020
t_{rise}= 0.000
t_{delay}= −0.004

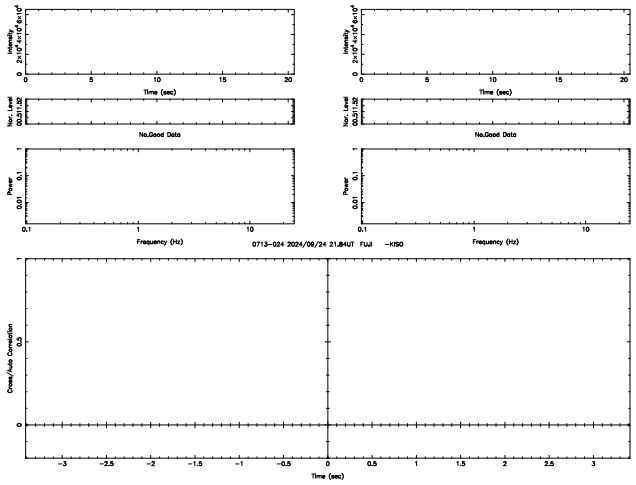
FUJI
K20240925064857
No.Good Data
No.Good Data
0713−024 2024/09/24 21.84UT FUJI −KISO

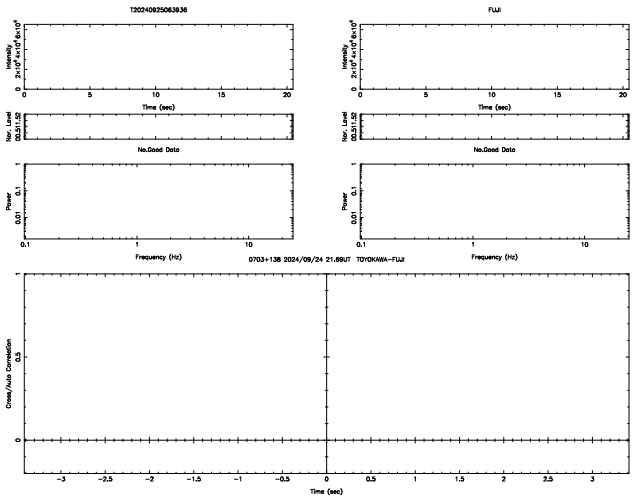
T20240925063936
FUJI
No.Good Data
No.Good Data
0703+138 2024/09/24 21.69UT TOYOKAWA−FUJI

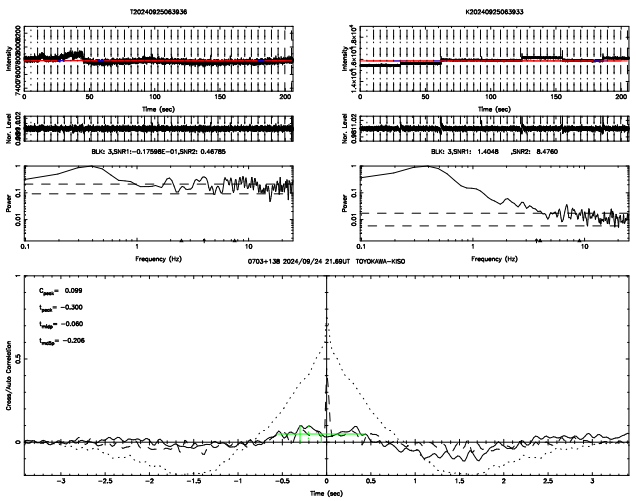
T20240925063936
K20240925063933
BLK: 3,SNR1:−0.17598E−01,SNR2: 0.46785
BLK: 3,SNR1: 1.4048 ,SNR2: 8.4760
0703+138 2024/09/24 21.69UT TOYOKAWA−KISO
C_{peak}= 0.099
t_{peak}= −0.300
t_{rise}= −0.060
t_{delay}= −0.206

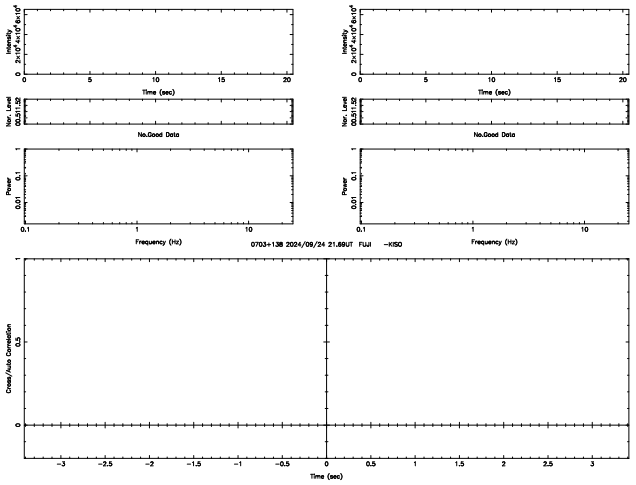
FUJI
K20240925063933
No.Good Data
No.Good Data
0703+138 2024/09/24 21.69UT FUJI −KISO

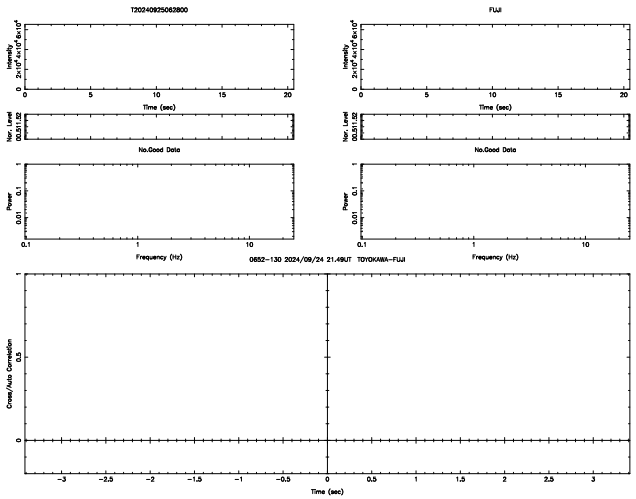
T20240925062800
FUJI
No.Good Data
No.Good Data
0652−130 2024/09/24 21.49UT TOYOKAWA−FUJI

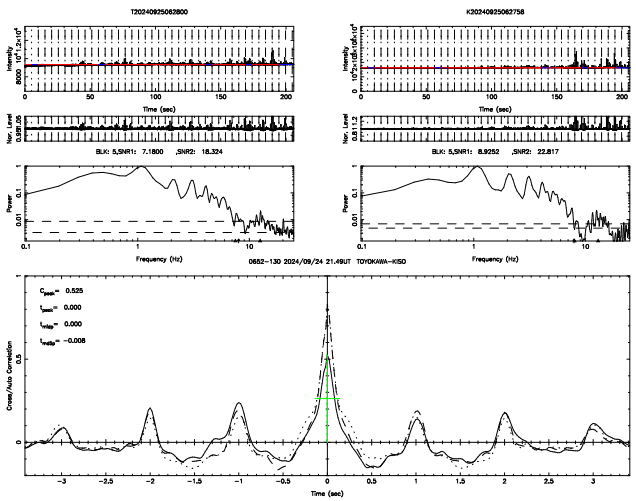
T20240925062800
K20240925062758
BLK: 5,SNR1: 7.1800 ,SNR2: 18.324
BLK: 5,SNR1: 8.9252 ,SNR2: 22.817
0652−130 2024/09/24 21.49UT TOYOKAWA−KISO
C_{peak}= 0.525
t_{peak}= 0.000
t_{rise}= 0.000
t_{delay}= −0.008

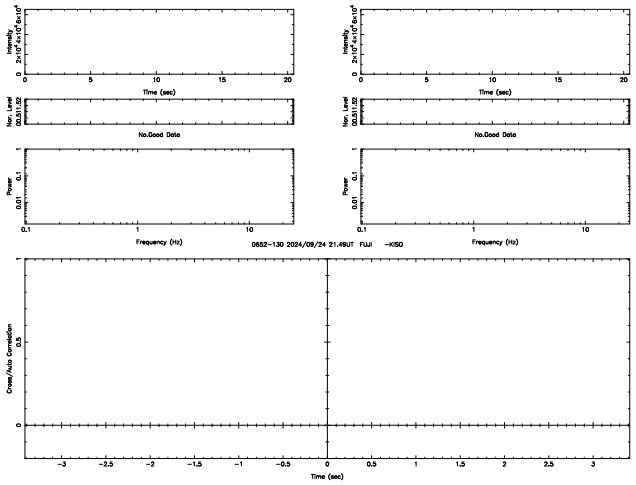
FUJI
K20240925062758
No.Good Data
No.Good Data
0652−130 2024/09/24 21.49UT FUJI −KISO

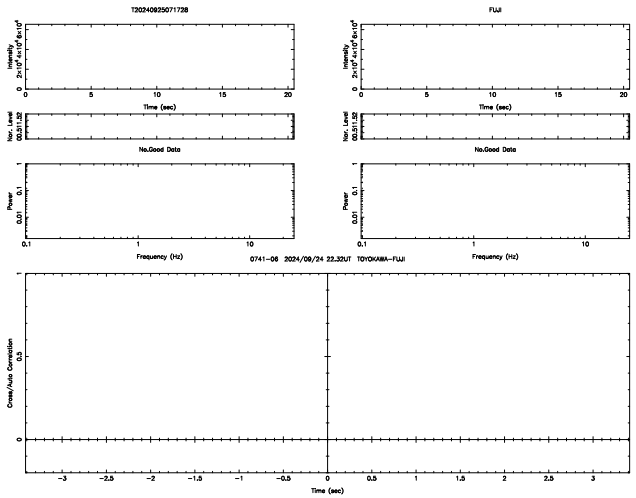
T20240925071738
FUJI
No.Good Data
No.Good Data
0741-06 2024/09/24 22.32UT TOYOKAWA-FUJI
Time (sec)
Frequency (Hz)
Cross/Auto Correlation

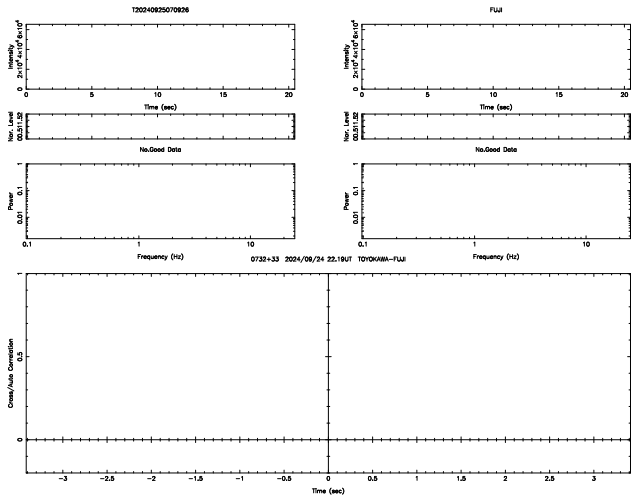
T20240925070926
FUJI
No.Good Data
No.Good Data
0732+33 2024/09/24 22.19UT TOYOKAWA-FUJI
Time (sec)
Frequency (Hz)
Cross/Auto Correlation

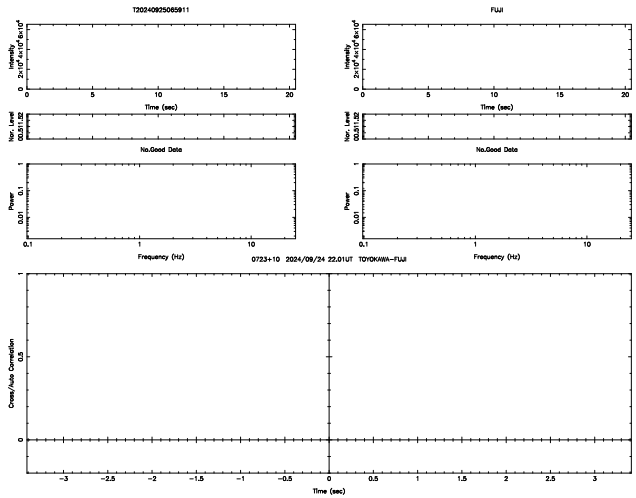
T20240925065911
FUJI
No.Good Data
No.Good Data
0723+10 2024/09/24 22.01UT TOYOKAWA-FUJI
Time (sec)
Frequency (Hz)
Cross/Auto Correlation

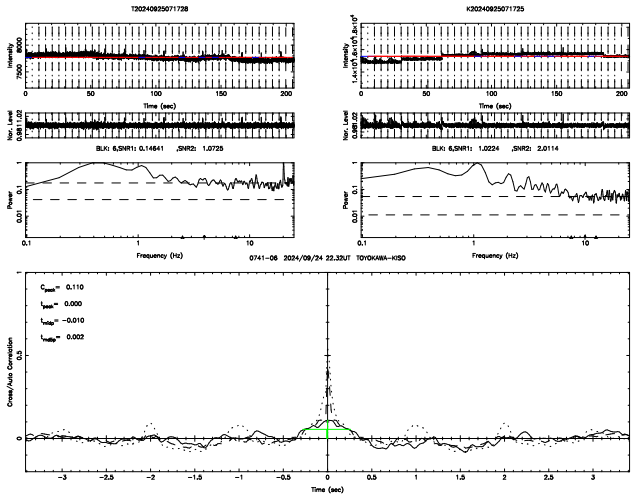
T20240925071738
K20240925071725
BLK: 6,SNR1: 0.14641 ,SNR2: 1.0725
BLK: 6,SNR1: 1.0224 ,SNR2: 2.0114
0741-06 2024/09/24 22.32UT TOYOKAWA-KISO
C_peak= 0.110
t_peak= 0.000
t_ntdp= -0.010
t_ntdp= 0.002
Time (sec)
Frequency (Hz)
Cross/Auto Correlation

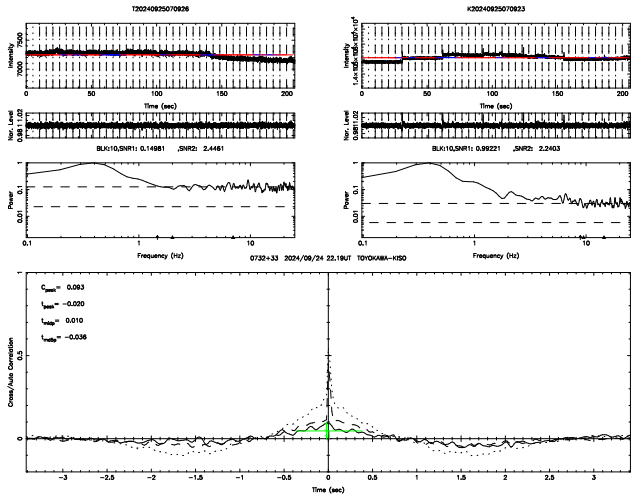
T20240925070926
K20240925070923
BLK:10,SNR1: 0.14981 ,SNR2: 2.4461
BLK:10,SNR1: 0.99221 ,SNR2: 2.2403
0732+33 2024/09/24 22.19UT TOYOKAWA-KISO
C_peak= 0.093
t_peak= -0.020
t_ntdp= 0.010
t_ntdp= -0.036
Time (sec)
Frequency (Hz)
Cross/Auto Correlation

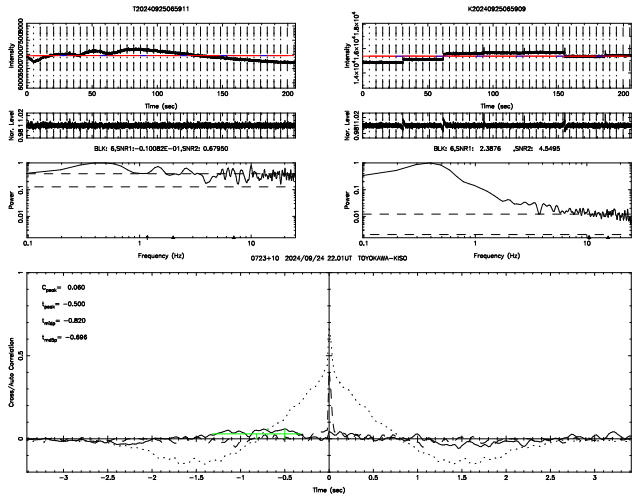
T20240925065911
K20240925065909
BLK: 6,SNR1:-0.10082E-01,SNR2: 0.67950
BLK: 6,SNR1: 2.3876 ,SNR2: 4.5495
0723+10 2024/09/24 22.01UT TOYOKAWA-KISO
C_peak= 0.060
t_peak= -0.500
t_ntdp= -0.820
t_ntdp= -0.696
Time (sec)
Frequency (Hz)
Cross/Auto Correlation

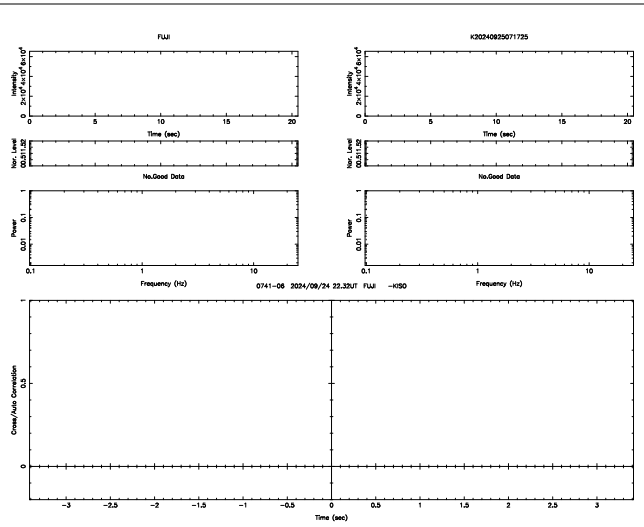
FUJI
K20240925071725
No.Good Data
No.Good Data
0741-06 2024/09/24 22.32UT FUJI -KISO
Time (sec)
Frequency (Hz)
Cross/Auto Correlation

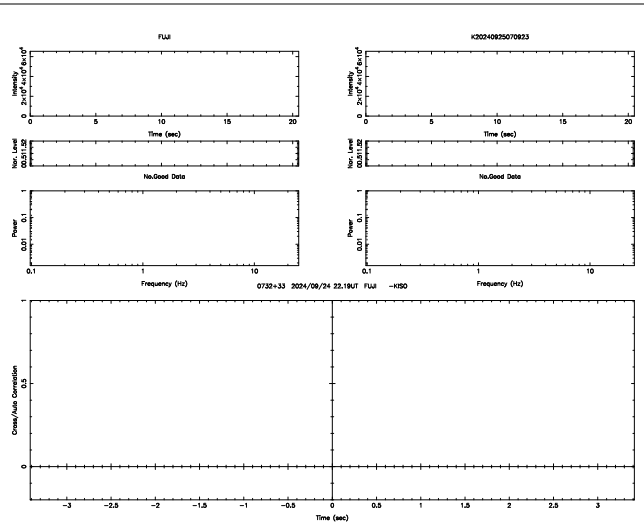
FUJI
K20240925070923
No.Good Data
No.Good Data
0732+33 2024/09/24 22.19UT FUJI -KISO
Time (sec)
Frequency (Hz)
Cross/Auto Correlation

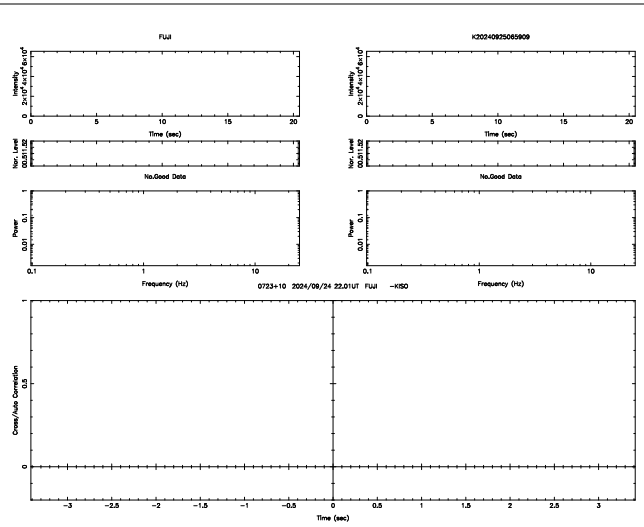
FUJI
K20240925065909
No.Good Data
No.Good Data
0723+10 2024/09/24 22.01UT FUJI -KISO
Time (sec)
Frequency (Hz)
Cross/Auto Correlation

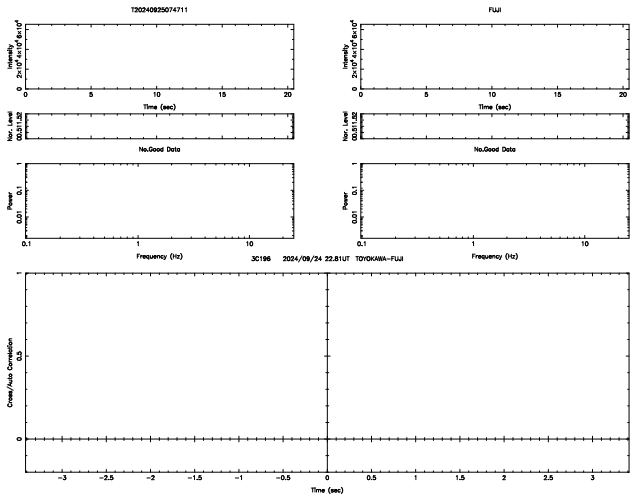
T20240925074711
FUJI
No.Good Data
No.Good Data
3C196 2024/09/24 22.81UT TOYOKAWA-FUJI

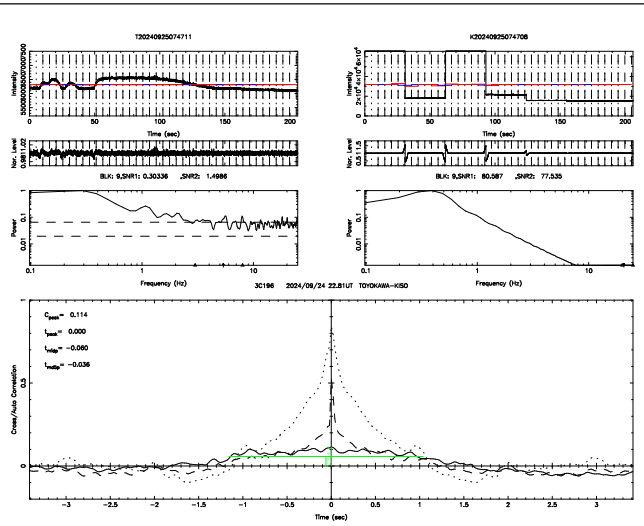
T20240925074711
K20240925074708
BLK: 9,SNR1: 0.30336 ,SNR2: 1.4986
BLK: 9,SNR1: 80.587 ,SNR2: 77.535
3C196 2024/09/24 22.81UT TOYOKAWA-KISO
C_{peak}= 0.114
t_{peak}= 0.000
t_{rise}= −0.080
t_{rise}= −0.036

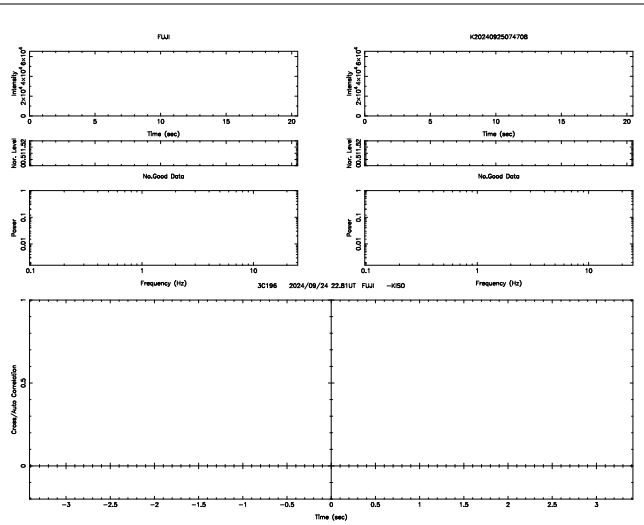
FUJI
K20240925074708
No.Good Data
No.Good Data
3C196 2024/09/24 22.81UT FUJI -KISO

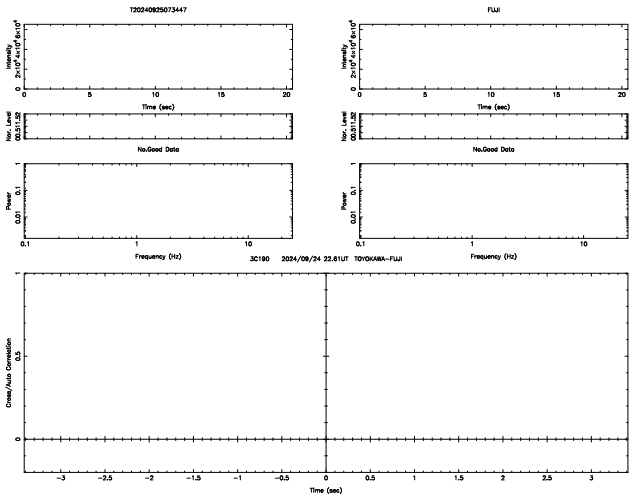
T20240925073447
FUJI
No.Good Data
No.Good Data
3C190 2024/09/24 22.61UT TOYOKAWA-FUJI

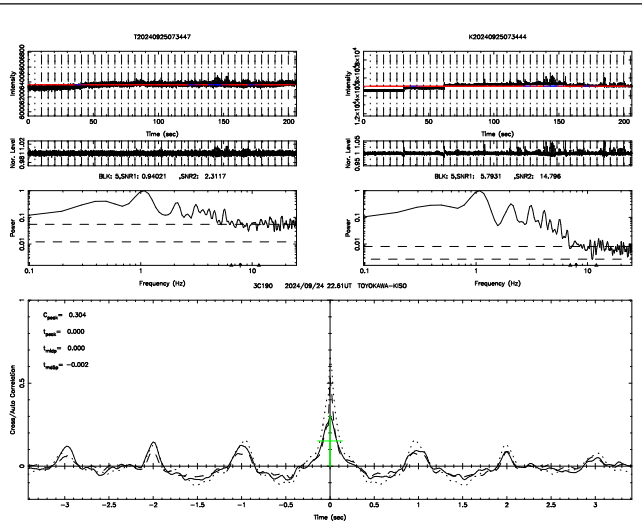
T20240925073447
K20240925073444
BLK: 5,SNR1: 0.94021 ,SNR2: 2.3117
BLK: 5,SNR1: 5.7931 ,SNR2: 14.796
3C190 2024/09/24 22.61UT TOYOKAWA-KISO
C_{peak}= 0.304
t_{peak}= 0.000
t_{rise}= 0.000
t_{rise}= −0.002

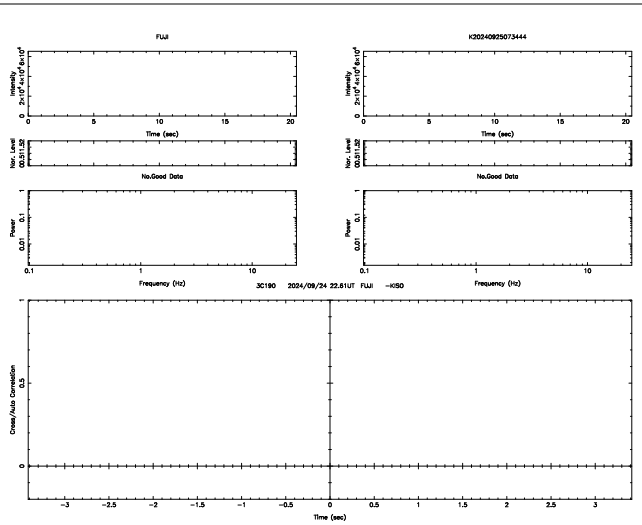
FUJI
K20240925073444
No.Good Data
No.Good Data
3C190 2024/09/24 22.61UT FUJI -KISO

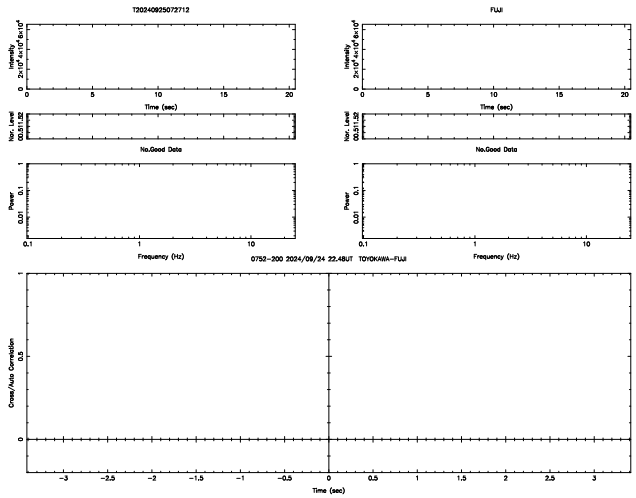
T20240925072712
FUJI
No.Good Data
No.Good Data
0752-200 2024/09/24 22.48UT TOYOKAWA-FUJI

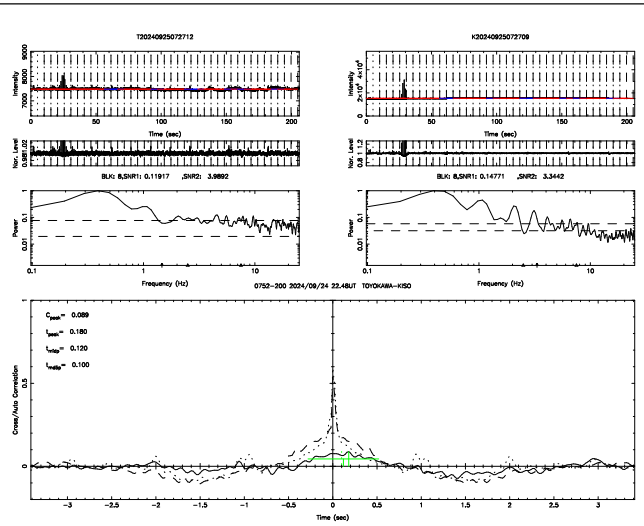
T20240925072712
K20240925072709
BLK: 8,SNR1: 0.11917 ,SNR2: 3.9892
BLK: 8,SNR1: 0.14771 ,SNR2: 3.3442
0752-200 2024/09/24 22.48UT TOYOKAWA-KISO
C_{peak}= 0.089
t_{peak}= 0.180
t_{rise}= 0.120
t_{rise}= 0.100

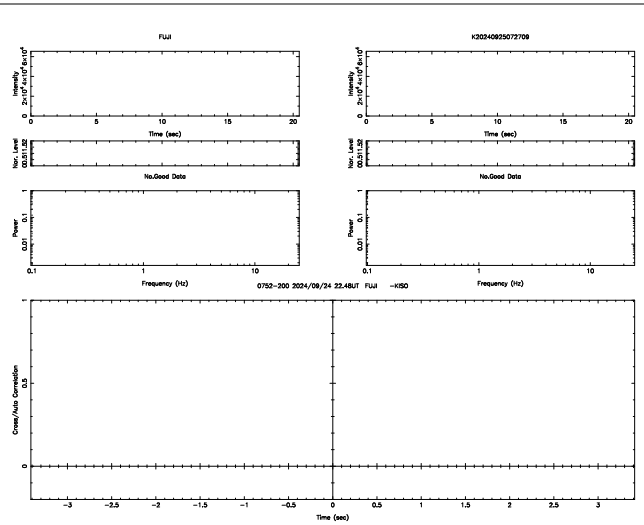
FUJI
K20240925072709
No.Good Data
No.Good Data
0752-200 2024/09/24 22.48UT FUJI -KISO

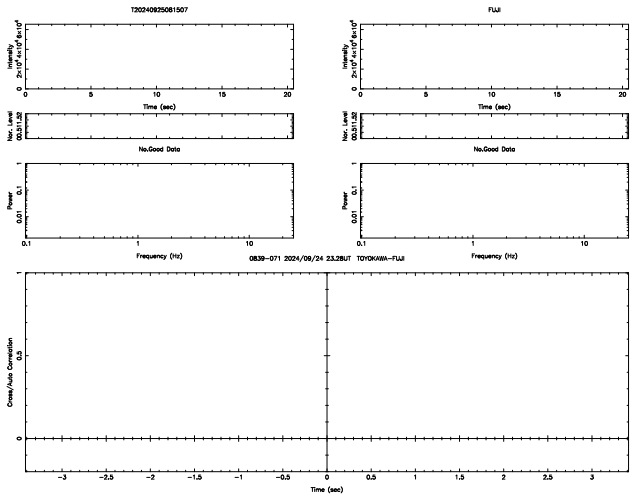
T20240925081507
FUJI
No.Good Data
0839-071 2024/09/24 23.28UT TOYOKAWA-FUJI

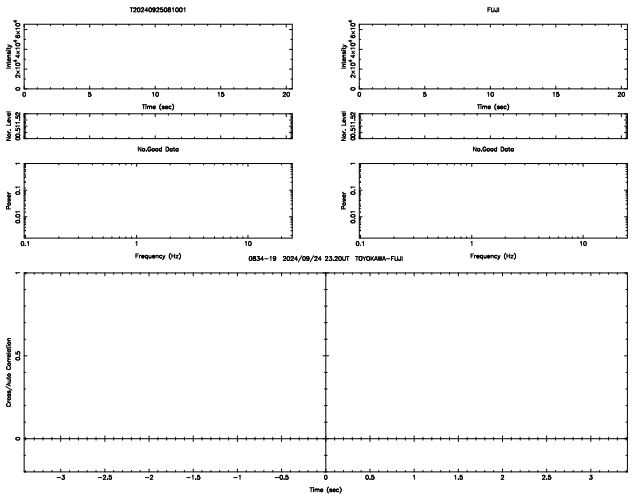
T20240925081001
FUJI
No.Good Data
0834-19 2024/09/24 23.20UT TOYOKAWA-FUJI

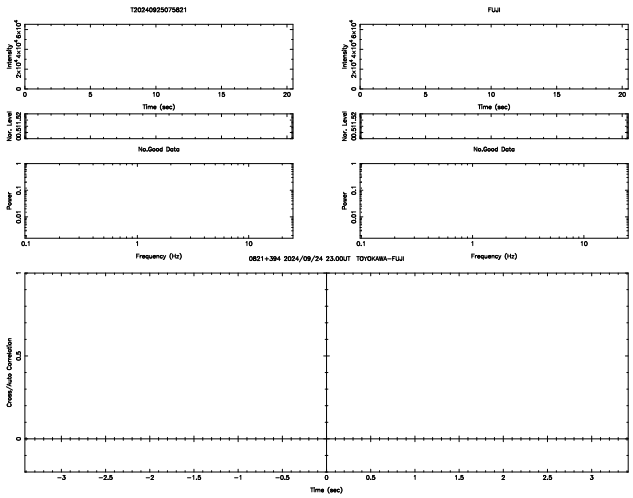
T20240925075821
FUJI
No.Good Data
0821+394 2024/09/24 23.00UT TOYOKAWA-FUJI

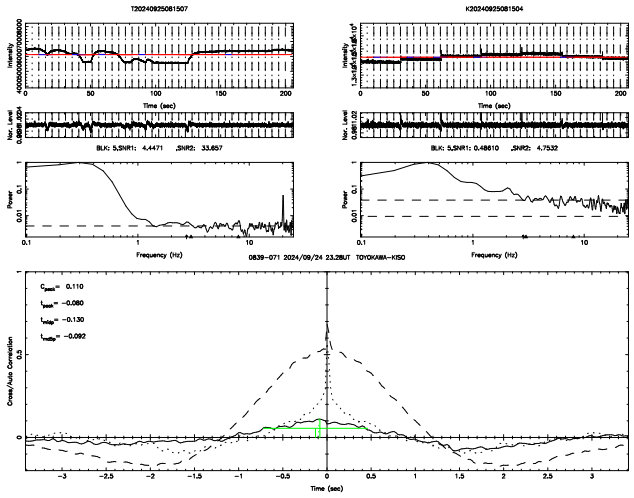
T20240925081507
K20240925081504
BLK: 5,SNR1: 4.4471 ,SNR2: 33.657
BLK: 5,SNR1: 0.48610 ,SNR2: 4.7532
0839-071 2024/09/24 23.28UT TOYOKAWA-KISO
C_peak= 0.110
t_peak= -0.080
t_edge= -0.130
t_edge= -0.092

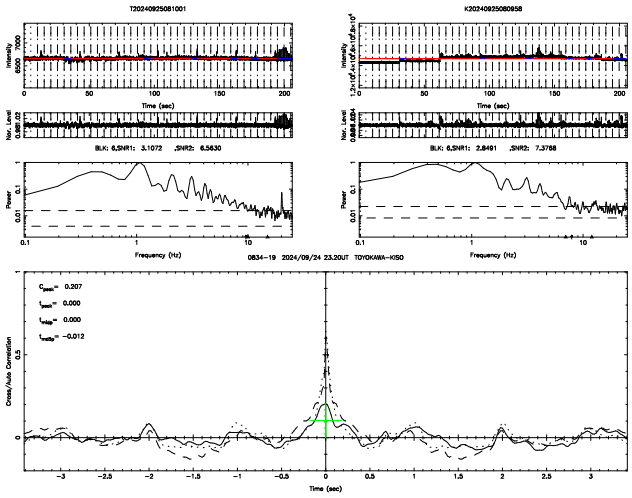
T20240925081001
K20240925080958
BLK: 6,SNR1: 3.1072 ,SNR2: 6.5630
BLK: 6,SNR1: 2.8491 ,SNR2: 7.3768
0834-19 2024/09/24 23.20UT TOYOKAWA-KISO
C_peak= 0.207
t_peak= 0.000
t_edge= 0.000
t_edge= -0.012

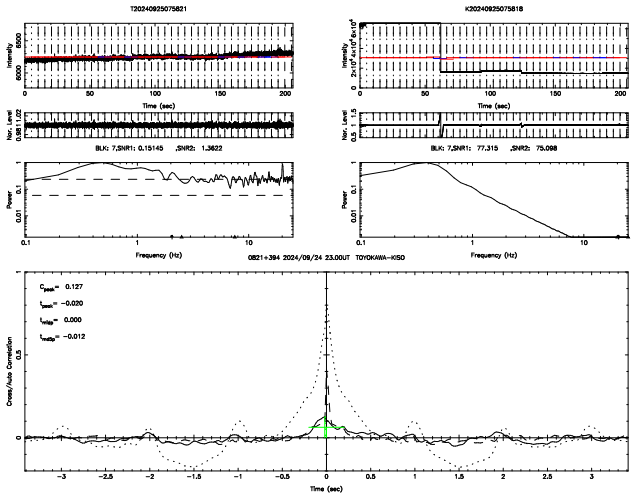
T20240925075821
K20240925075818
BLK: 7,SNR1: 0.15145 ,SNR2: 1.3622
BLK: 7,SNR1: 77.315 ,SNR2: 75.098
0821+394 2024/09/24 23.00UT TOYOKAWA-KISO
C_peak= 0.127
t_peak= -0.020
t_edge= 0.000
t_edge= -0.012

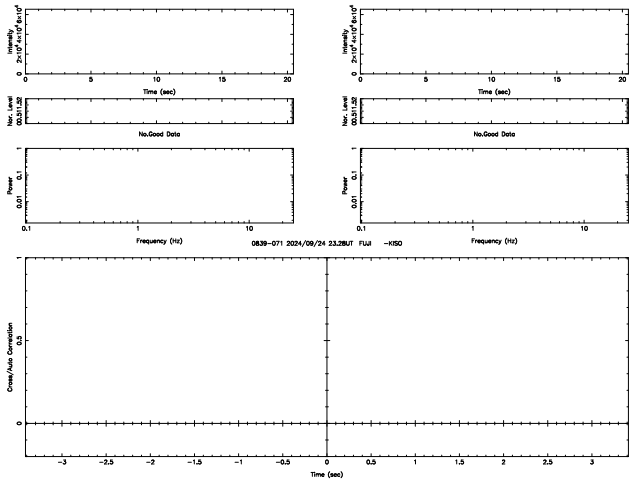
FUJI
K20240925081504
No.Good Data
0839-071 2024/09/24 23.28UT FUJI -KISO

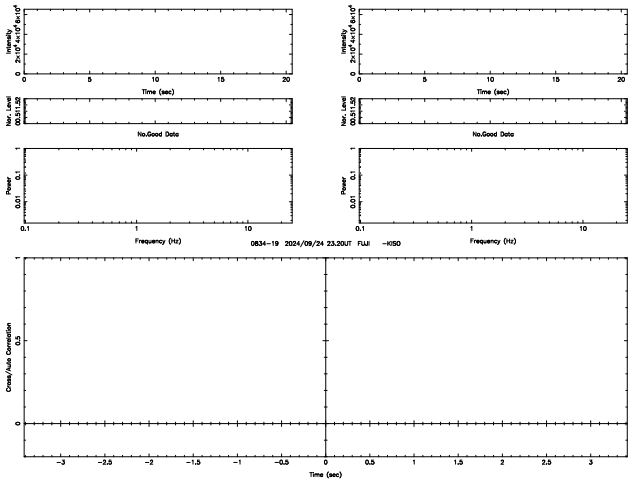
FUJI
K20240925080958
No.Good Data
0834-19 2024/09/24 23.20UT FUJI -KISO

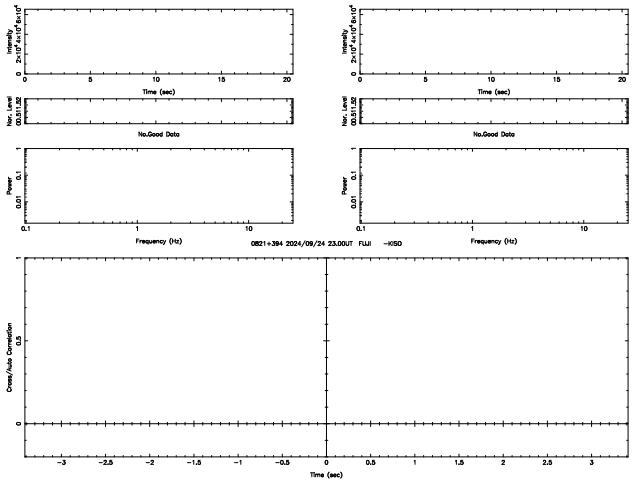
FUJI
K20240925075818
No.Good Data
0821+394 2024/09/24 23.00UT FUJI -KISO

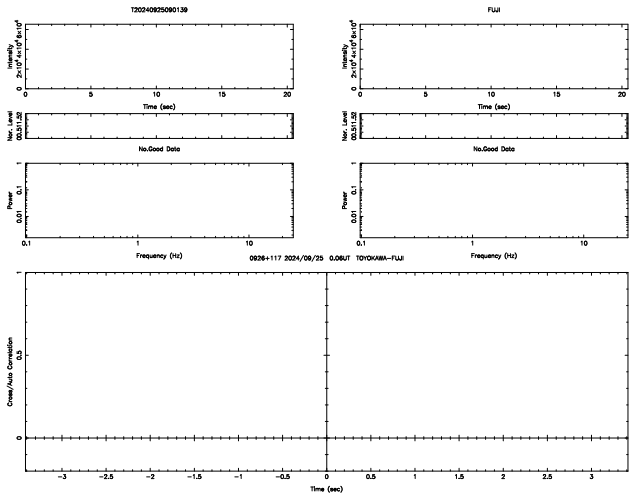
T20240925090139
FUJI
No.Good Data
No.Good Data
0926+117 2024/09/25 0.06UT TOYOKAWA-FUJI
Intensity
Nor. Level
Power
Cross/Auto Correlation
Time (sec)
Frequency (Hz)

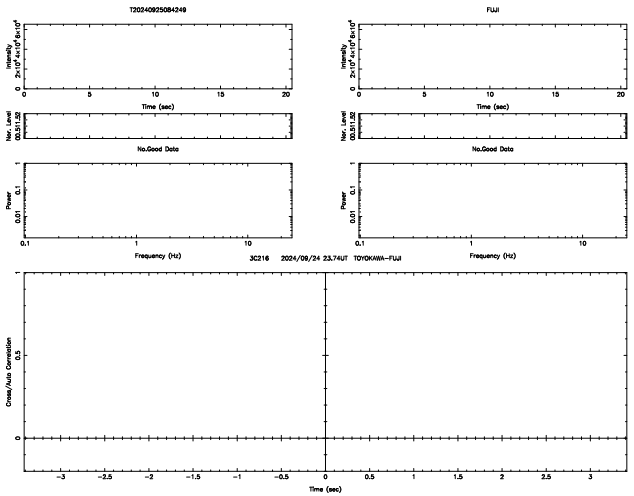
T20240925084249
FUJI
No.Good Data
No.Good Data
3C216 2024/09/24 23.74UT TOYOKAWA-FUJI
Intensity
Nor. Level
Power
Cross/Auto Correlation
Time (sec)
Frequency (Hz)

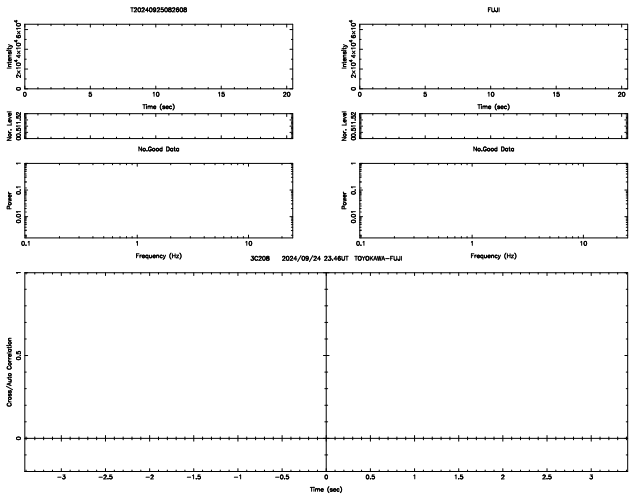
T20240925082608
FUJI
No.Good Data
No.Good Data
3C208 2024/09/24 23.46UT TOYOKAWA-FUJI
Intensity
Nor. Level
Power
Cross/Auto Correlation
Time (sec)
Frequency (Hz)

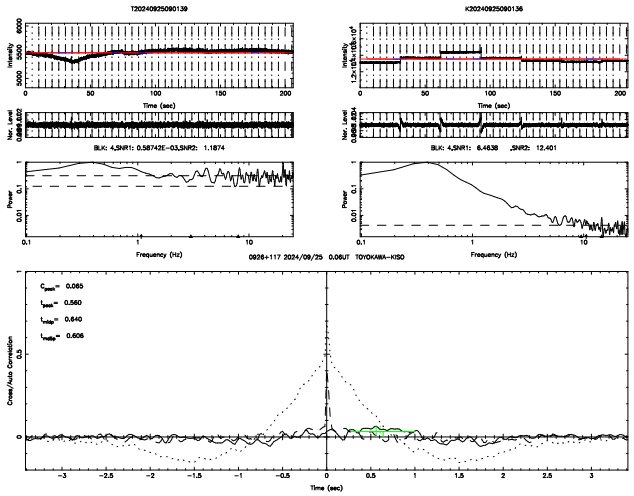
T20240925090139
K20240925090136
BLK: 4,SNR1: 0.58742E-03,SNR2: 1.1874
BLK: 4,SNR1: 6.4638 ,SNR2: 12.401
0926+117 2024/09/25 0.06UT TOYOKAWA-KISO
C peak= 0.065
t peak= 0.560
t stop= 0.640
t wide= 0.606
Intensity
Nor. Level
Power
Cross/Auto Correlation
Time (sec)
Frequency (Hz)

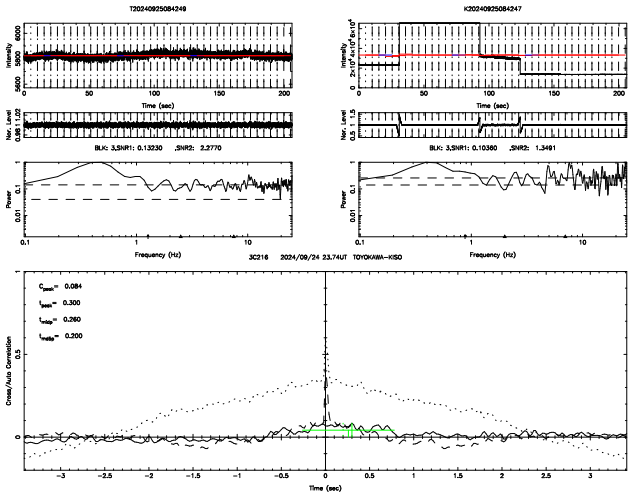
T20240925084249
K20240925084247
BLK: 3,SNR1: 0.13230 ,SNR2: 3.2770
BLK: 3,SNR1: 0.10360 ,SNR2: 1.3481
3C216 2024/09/24 23.74UT TOYOKAWA-KISO
C peak= 0.084
t peak= 0.300
t stop= 0.260
t wide= 0.200
Intensity
Nor. Level
Power
Cross/Auto Correlation
Time (sec)
Frequency (Hz)

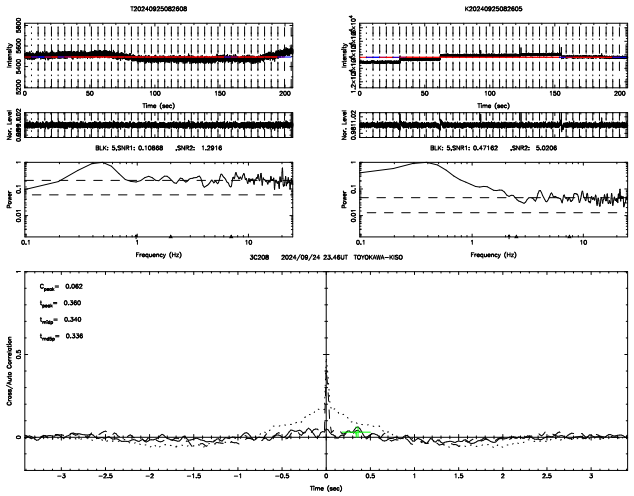
T20240925082608
K20240925082605
BLK: 5,SNR1: 0.10868 ,SNR2: 1.2916
BLK: 5,SNR1: 0.47162 ,SNR2: 5.0206
3C208 2024/09/24 23.46UT TOYOKAWA-KISO
C peak= 0.062
t peak= 0.360
t stop= 0.340
t wide= 0.336
Intensity
Nor. Level
Power
Cross/Auto Correlation
Time (sec)
Frequency (Hz)

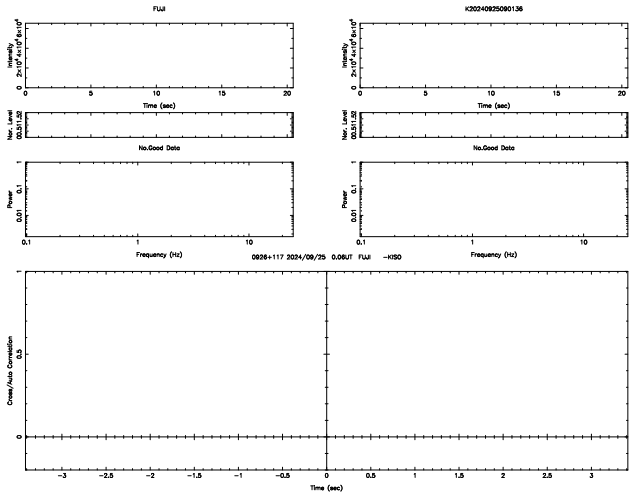
FUJI
K20240925090136
No.Good Data
No.Good Data
0926+117 2024/09/25 0.06UT FUJI -KISO
Intensity
Nor. Level
Power
Cross/Auto Correlation
Time (sec)
Frequency (Hz)

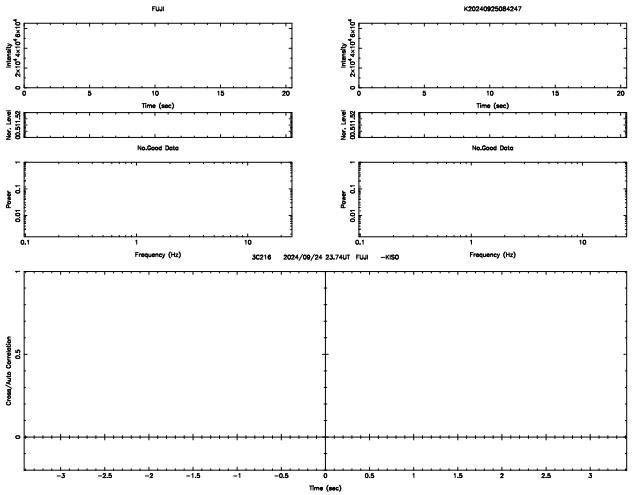
FUJI
K20240925084247
No.Good Data
No.Good Data
3C216 2024/09/24 23.74UT FUJI -KISO
Intensity
Nor. Level
Power
Cross/Auto Correlation
Time (sec)
Frequency (Hz)

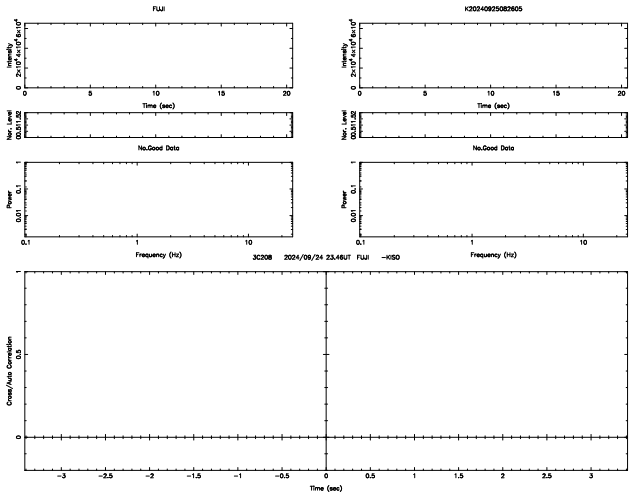
FUJI
K20240925082605
No.Good Data
No.Good Data
3C208 2024/09/24 23.46UT FUJI -KISO
Intensity
Nor. Level
Power
Cross/Auto Correlation
Time (sec)
Frequency (Hz)

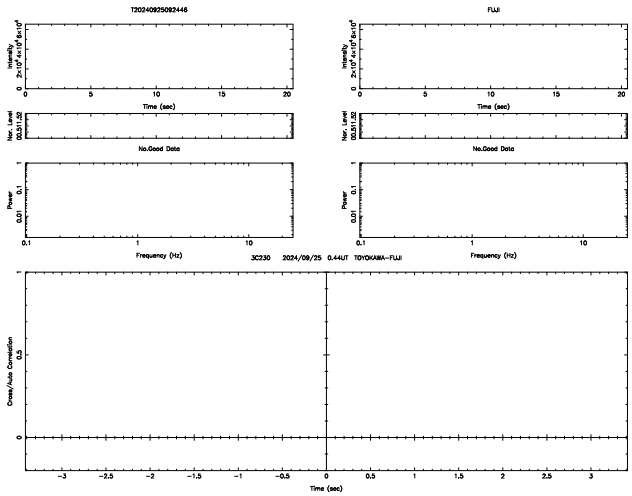
T20240925092446
FUJI
No.Good Data
No.Good Data
3C230 2024/09/25 0.44UT TOYOKAWA-FUJI

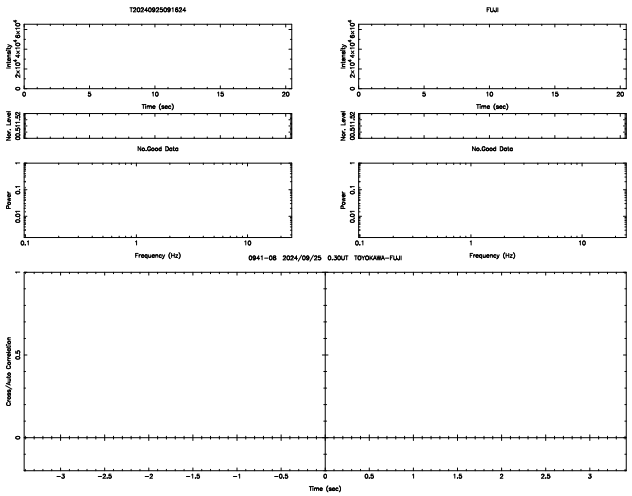
T20240925091624
FUJI
No.Good Data
No.Good Data
0941-08 2024/09/25 0.30UT TOYOKAWA-FUJI

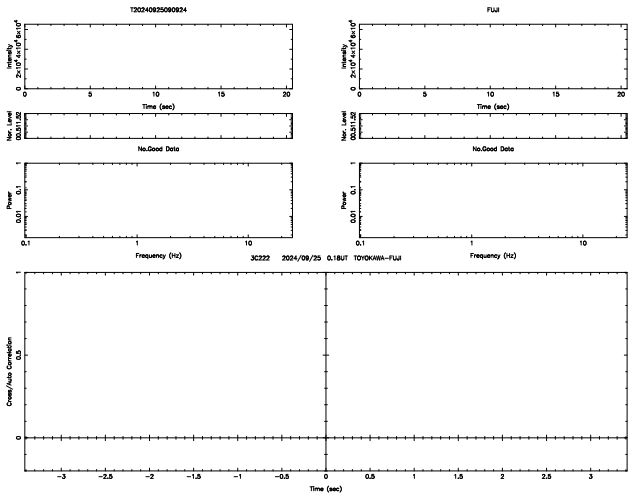
T20240925090924
FUJI
No.Good Data
No.Good Data
3C222 2024/09/25 0.18UT TOYOKAWA-FUJI

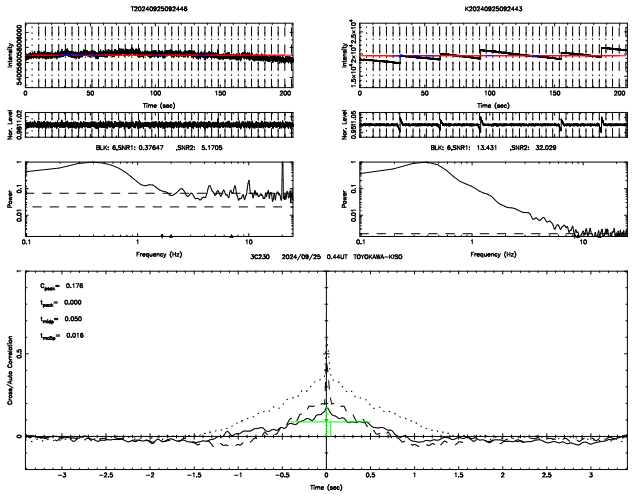
T20240925092446
K20240925092443
BLK: 6,SNR1: 0.37647 ,SNR2: 5.1705
BLK: 6,SNR1: 13.431 ,SNR2: 32.029
3C230 2024/09/25 0.44UT TOYOKAWA-KISO
C_{peak}= 0.176
t_{peak}= 0.000
t_{rise}= 0.050
t_{fall}= 0.016

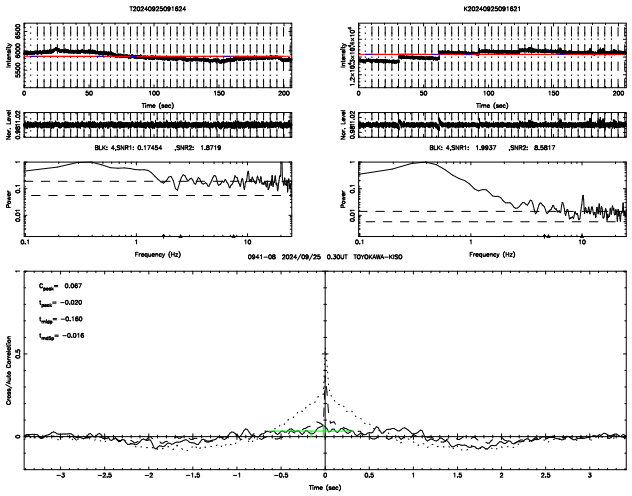
T20240925091624
K20240925091621
BLK: 4,SNR1: 0.17454 ,SNR2: 1.8719
BLK: 4,SNR1: 1.9937 ,SNR2: 8.5817
0941-08 2024/09/25 0.30UT TOYOKAWA-KISO
C_{peak}= 0.067
t_{peak}= -0.020
t_{rise}= -0.160
t_{fall}= -0.016

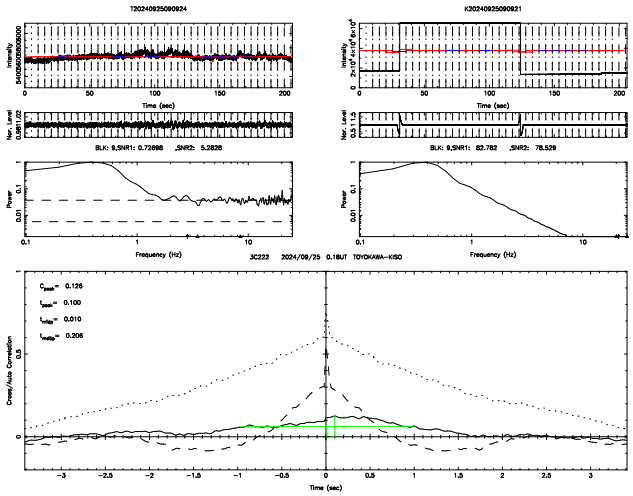
T20240925090924
K20240925090921
BLK: 9,SNR1: 0.72698 ,SNR2: 5.2828
BLK: 9,SNR1: 82.782 ,SNR2: 78.529
3C222 2024/09/25 0.18UT TOYOKAWA-KISO
C_{peak}= 0.126
t_{peak}= 0.100
t_{rise}= 0.010
t_{fall}= 0.206

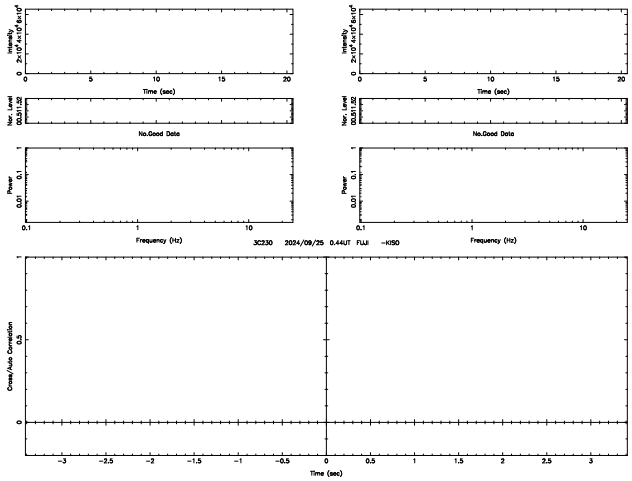
FUJI
K20240925092443
No.Good Data
No.Good Data
3C230 2024/09/25 0.44UT FUJI -KISO

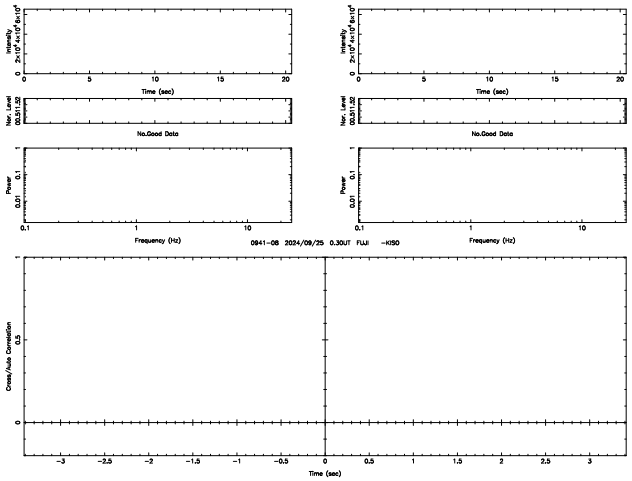
FUJI
K20240925091621
No.Good Data
No.Good Data
0941-08 2024/09/25 0.30UT FUJI -KISO

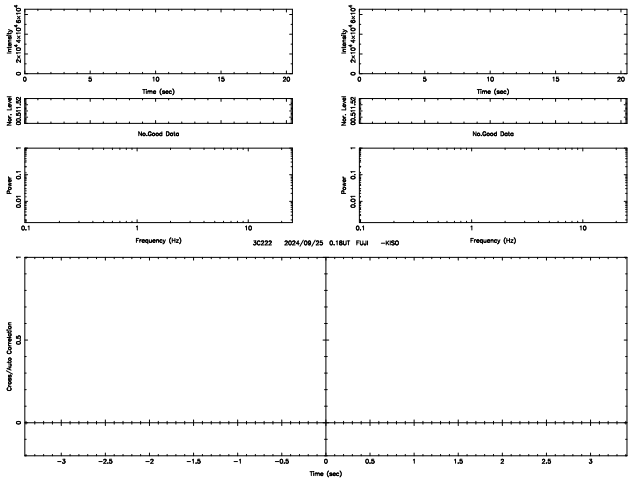
FUJI
K20240925090921
No.Good Data
No.Good Data
3C222 2024/09/25 0.18UT FUJI -KISO

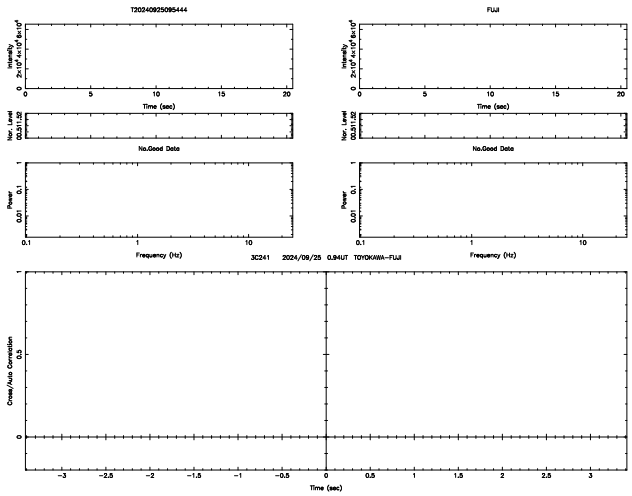
T20240925095444
FUJI
No.Good Data
No.Good Data
3C241 2024/09/25 0.94UT TOYOKAWA-FUJI

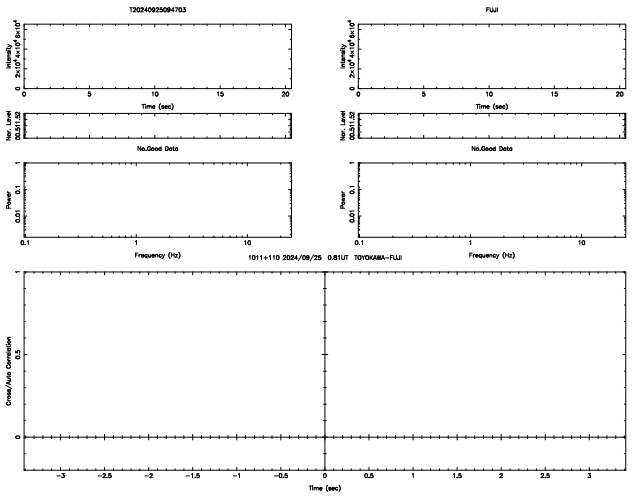
T20240925094703
FUJI
No.Good Data
No.Good Data
1011+110 2024/09/25 0.81UT TOYOKAWA-FUJI

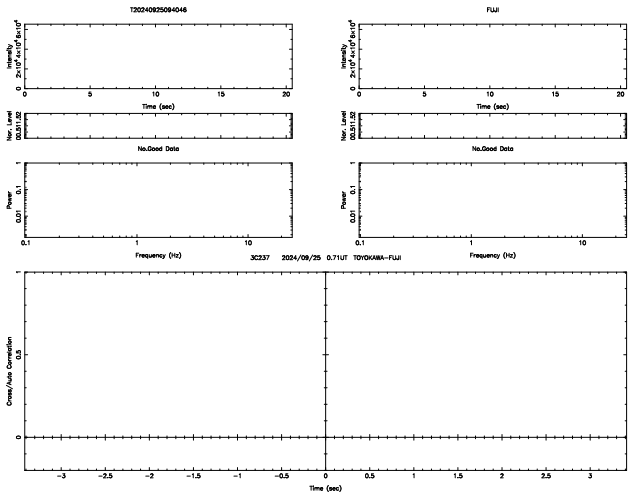
T20240925094046
FUJI
No.Good Data
No.Good Data
3C237 2024/09/25 0.71UT TOYOKAWA-FUJI

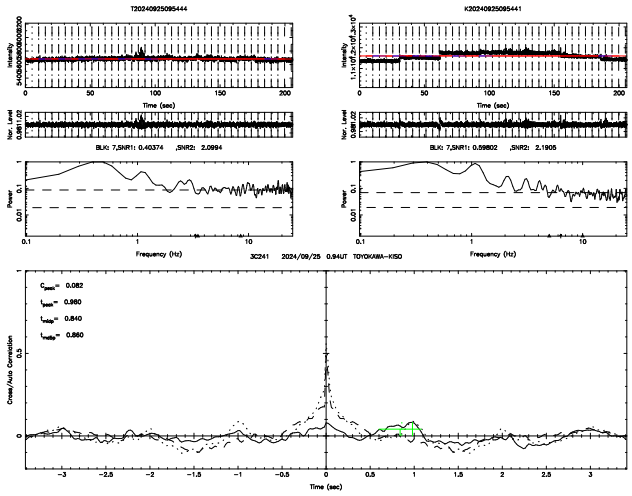
T20240925095444
K20240925095441
BLK: 7,SNR1: 0.40374 ,SNR2: 2.0994
BLK: 7,SNR1: 0.59802 ,SNR2: 2.1905
3C241 2024/09/25 0.94UT TOYOKAWA-KISO
C_{peak}= 0.082
t_{peak}= 0.960
t_{edge}= 0.840
t_{edge}= 0.860

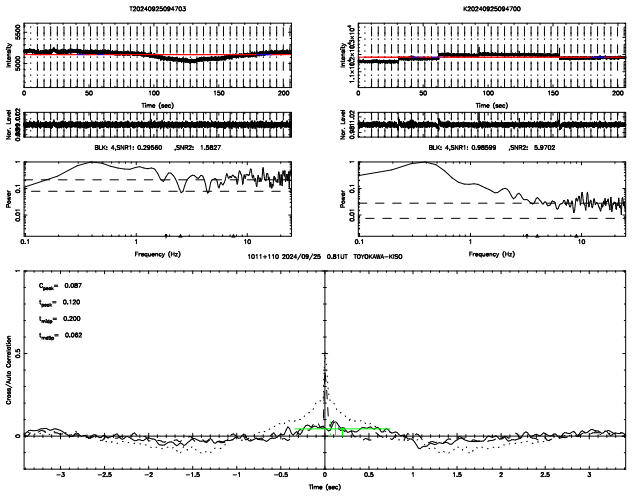
T20240925094703
K20240925094700
BLK: 4,SNR1: 0.29560 ,SNR2: 1.5827
BLK: 4,SNR1: 0.98599 ,SNR2: 5.9702
1011+110 2024/09/25 0.81UT TOYOKAWA-KISO
C_{peak}= 0.087
t_{peak}= 0.120
t_{edge}= 0.200
t_{edge}= 0.082

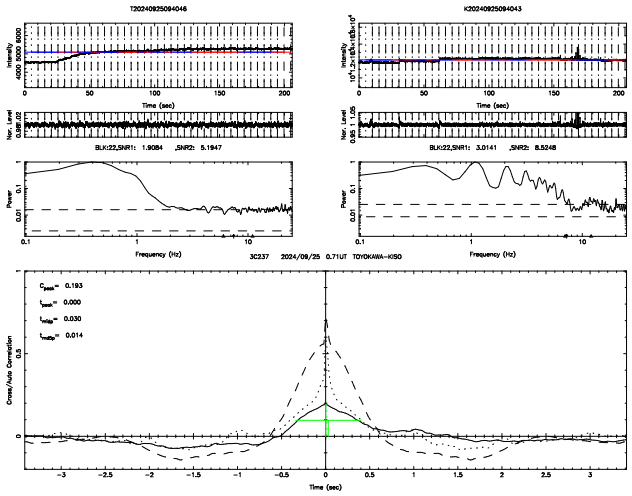
T20240925094046
K20240925094043
BLK:22,SNR1: 1.9084 ,SNR2: 5.1947
BLK:22,SNR1: 3.0141 ,SNR2: 8.5248
3C237 2024/09/25 0.71UT TOYOKAWA-KISO
C_{peak}= 0.193
t_{peak}= 0.000
t_{edge}= 0.030
t_{edge}= 0.014

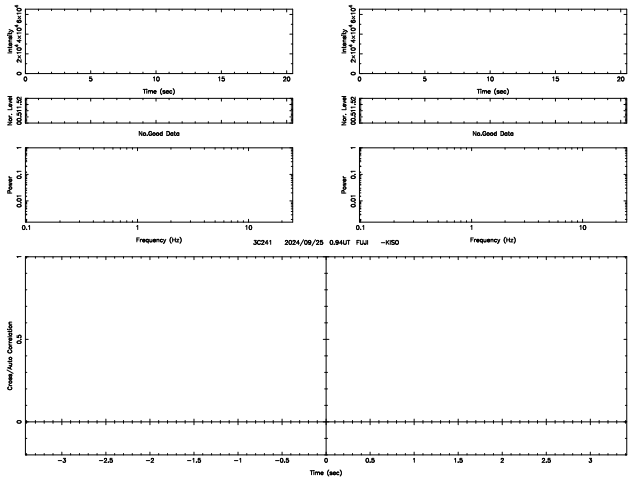
FUJI
K20240925095441
No.Good Data
No.Good Data
3C241 2024/09/25 0.94UT FUJI -KISO

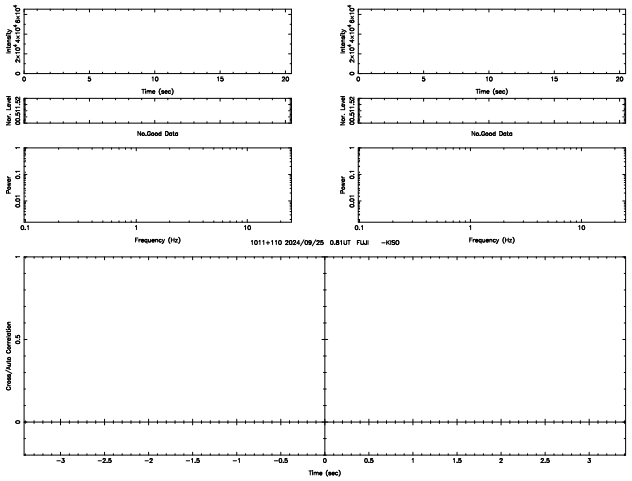
FUJI
K20240925094700
No.Good Data
No.Good Data
1011+110 2024/09/25 0.81UT FUJI -KISO

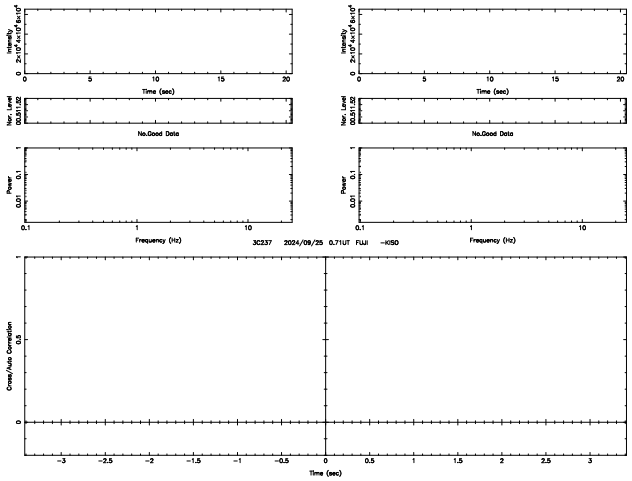
FUJI
K20240925094043
No.Good Data
No.Good Data
3C237 2024/09/25 0.71UT FUJI -KISO

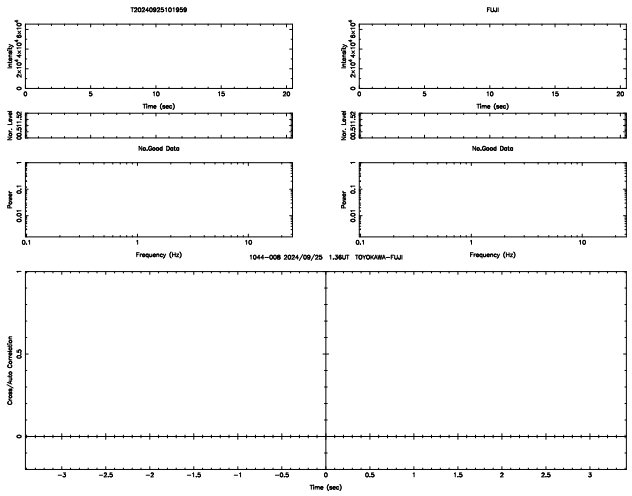
T20240925101959
FUJI
No.Good Data
No.Good Data
1044-008 2024/09/25 1.36UT TOYOKAWA-FUJI

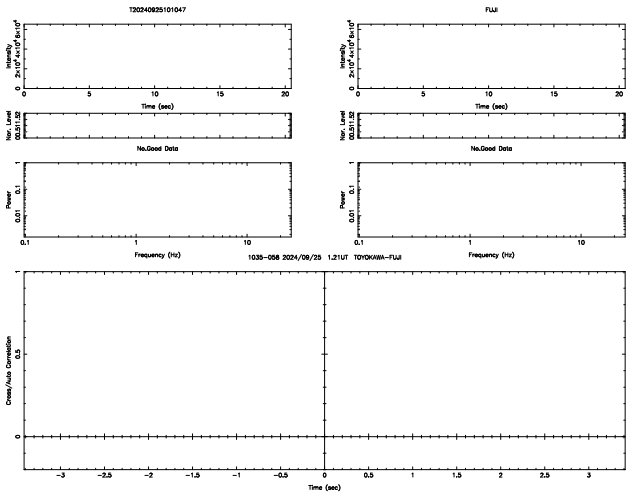
T20240925101047
FUJI
No.Good Data
No.Good Data
1035-058 2024/09/25 1.21UT TOYOKAWA-FUJI

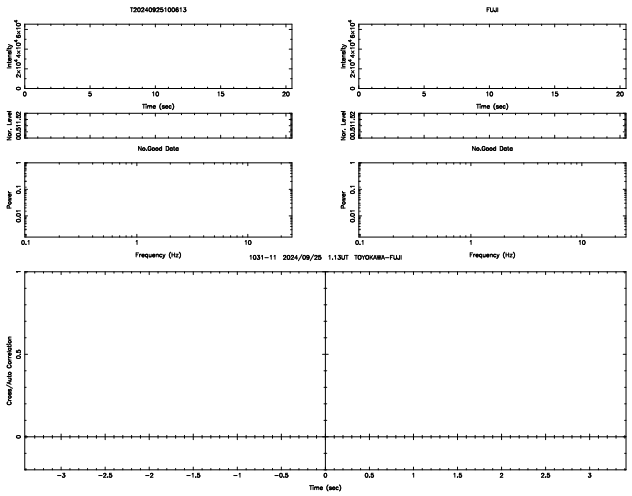
T20240925100613
FUJI
No.Good Data
No.Good Data
1031-11 2024/09/25 1.13UT TOYOKAWA-FUJI

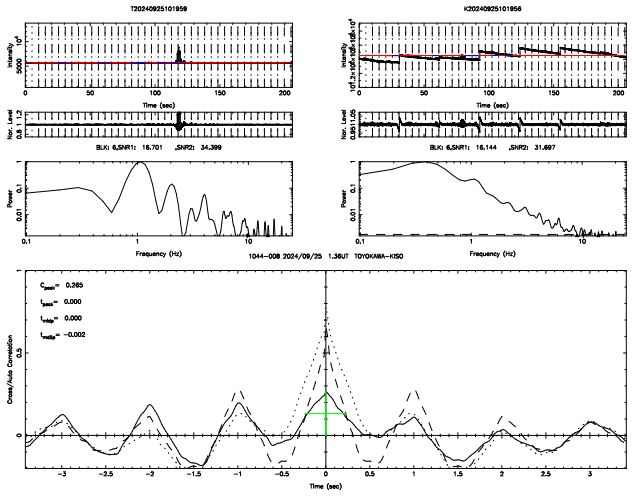
T20240925101959
K20240925101956
BLK: 6,SNR1: 16.701 ,SNR2: 34.399
BLK: 6,SNR1: 16.144 ,SNR2: 31.697
1044-008 2024/09/25 1.36UT TOYOKAWA-KISO
C peak = 0.365
t peak = 0.000
t relp = 0.000
t mdlp = -0.002

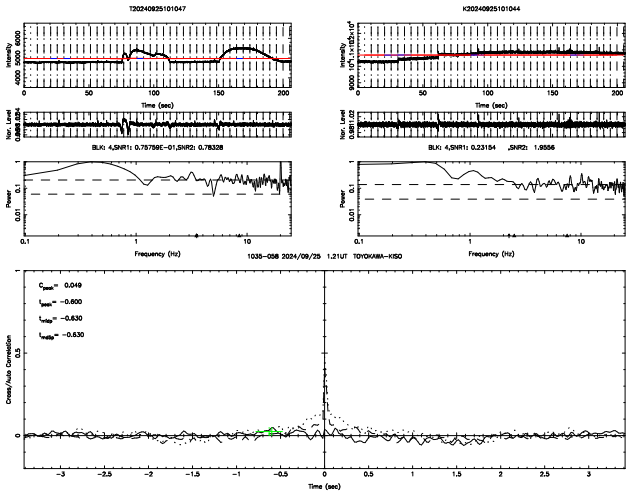
T20240925101047
K20240925101044
BLK: 4,SNR1: 0.75759E-01,SNR2: 0.78328
BLK: 4,SNR1: 0.23154 ,SNR2: 1.9556
1035-058 2024/09/25 1.21UT TOYOKAWA-KISO
C peak = 0.049
t peak = -0.600
t relp = -0.630
t mdlp = -0.630

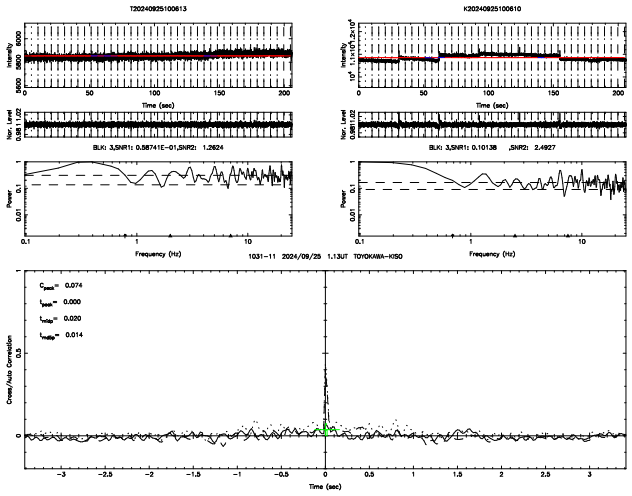
T20240925100613
K20240925100610
BLK: 3,SNR1: 0.56741E-01,SNR2: 1.2624
BLK: 3,SNR1: 0.10138 ,SNR2: 2.4927
1031-11 2024/09/25 1.13UT TOYOKAWA-KISO
C peak = 0.074
t peak = 0.000
t relp = 0.020
t mdlp = 0.014

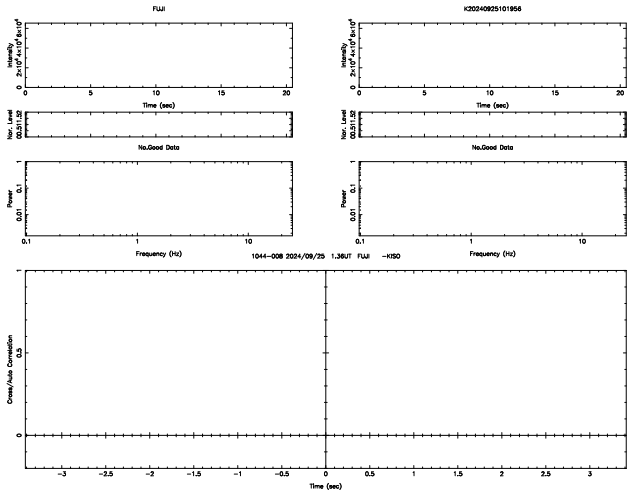
FUJI
K20240925101956
No.Good Data
No.Good Data
1044-008 2024/09/25 1.36UT FUJI -KISO

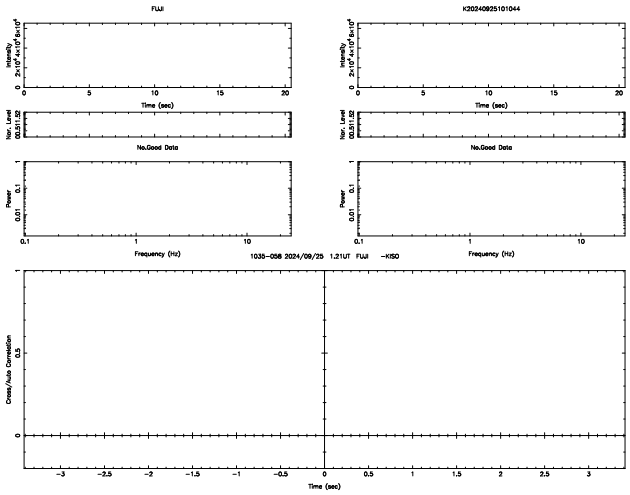
FUJI
K20240925101044
No.Good Data
No.Good Data
1035-058 2024/09/25 1.21UT FUJI -KISO

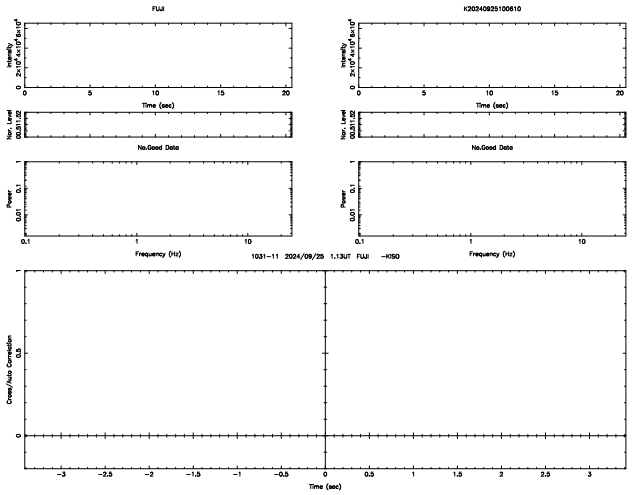
FUJI
K20240925100610
No.Good Data
No.Good Data
1031-11 2024/09/25 1.13UT FUJI -KISO

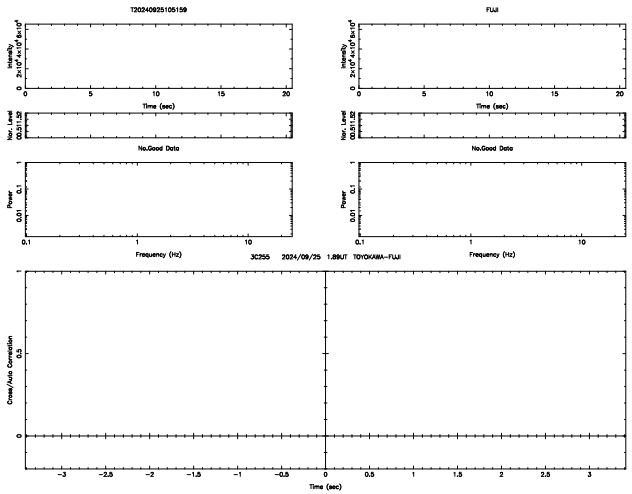
T20240925105159
FUJI
No.Good Data
No.Good Data
3C255 2024/09/25 1.89UT TOYOKAWA-FUJI
Time (sec)
Frequency (Hz)
Cross/Auto Correlation

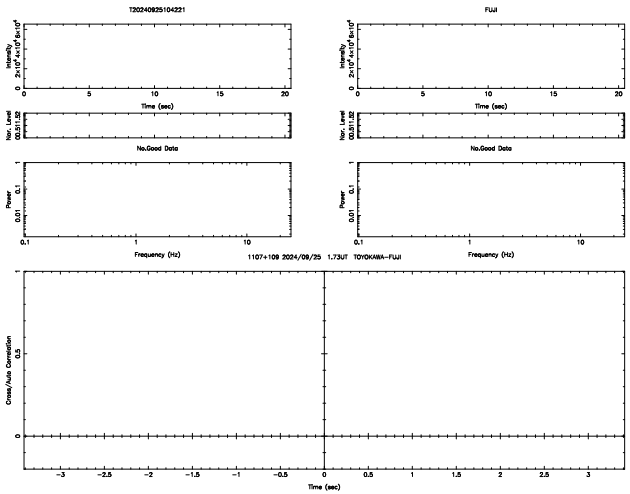
T20240925104221
FUJI
No.Good Data
No.Good Data
1107+109 2024/09/25 1.73UT TOYOKAWA-FUJI
Time (sec)
Frequency (Hz)
Cross/Auto Correlation

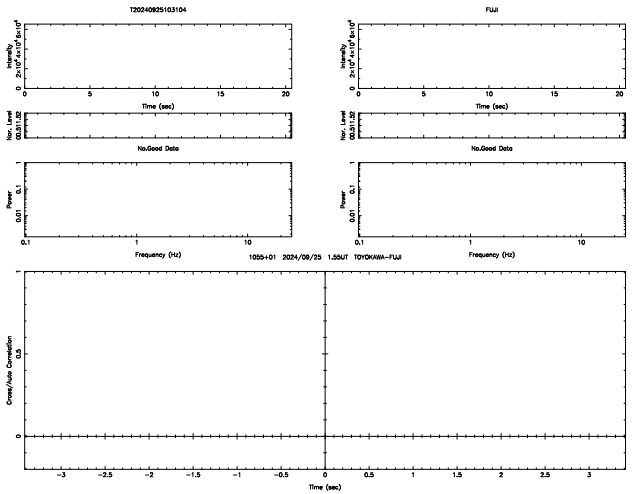
T20240925103104
FUJI
No.Good Data
No.Good Data
1055+01 2024/09/25 1.55UT TOYOKAWA-FUJI
Time (sec)
Frequency (Hz)
Cross/Auto Correlation

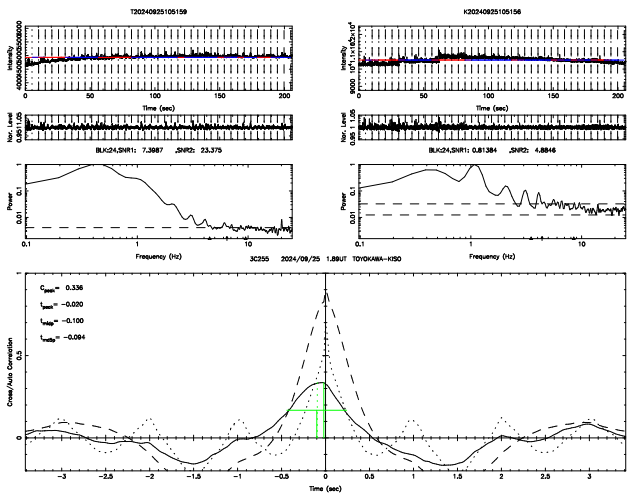
T20240925105159
K20240925105156
BLK:24,SNR1: 7.3987 ,SNR2: 23.375
BLK:24,SNR1: 0.81384 ,SNR2: 4.8846
3C255 2024/09/25 1.89UT TOYOKAWA-KISO
C_peak= 0.336
t_peak= -0.020
t_edge= -0.100
t_edge= -0.094
Time (sec)
Frequency (Hz)
Cross/Auto Correlation

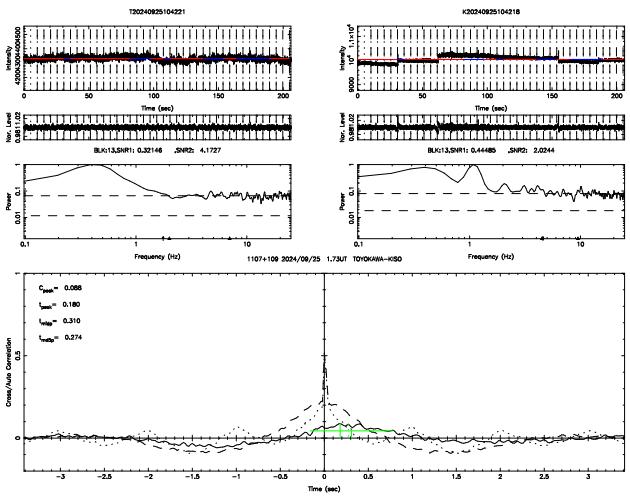
T20240925104221
K20240925104218
BLK:13,SNR1: 0.32146 ,SNR2: 4.1727
BLK:13,SNR1: 0.44485 ,SNR2: 2.0244
1107+109 2024/09/25 1.73UT TOYOKAWA-KISO
C_peak= 0.088
t_peak= 0.180
t_edge= 0.310
t_edge= 0.274
Time (sec)
Frequency (Hz)
Cross/Auto Correlation

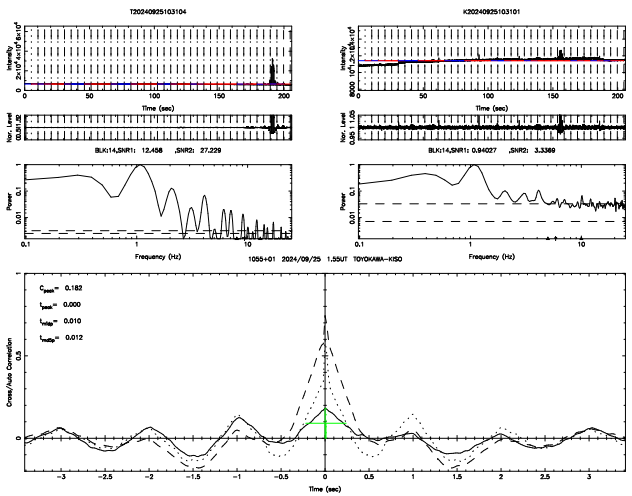
T20240925103104
K20240925103101
BLK:14,SNR1: 12.458 ,SNR2: 27.229
BLK:14,SNR1: 0.94027 ,SNR2: 3.3369
1055+01 2024/09/25 1.55UT TOYOKAWA-KISO
C_peak= 0.182
t_peak= 0.000
t_edge= 0.010
t_edge= 0.012
Time (sec)
Frequency (Hz)
Cross/Auto Correlation

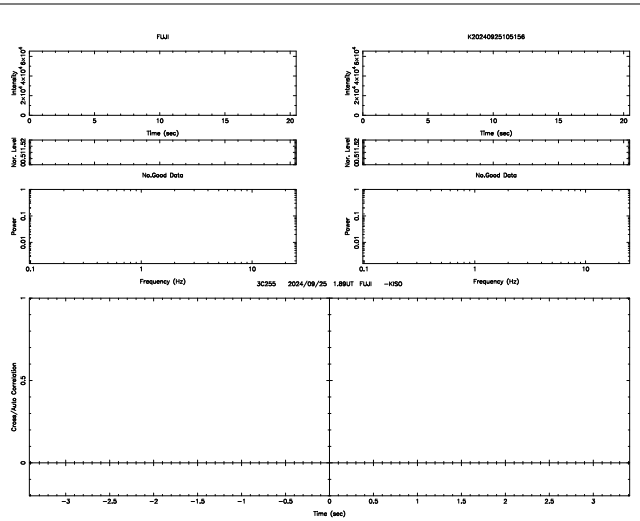
FUJI
K20240925105156
No.Good Data
No.Good Data
3C255 2024/09/25 1.89UT FUJI -KISO
Time (sec)
Frequency (Hz)
Cross/Auto Correlation

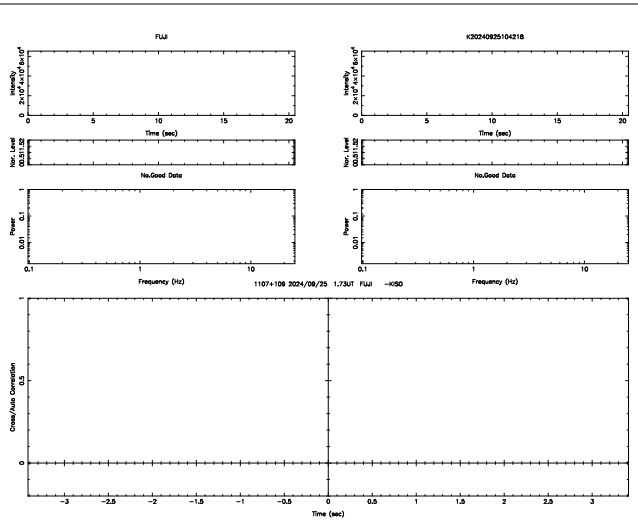
FUJI
K20240925104218
No.Good Data
No.Good Data
1107+109 2024/09/25 1.73UT FUJI -KISO
Time (sec)
Frequency (Hz)
Cross/Auto Correlation

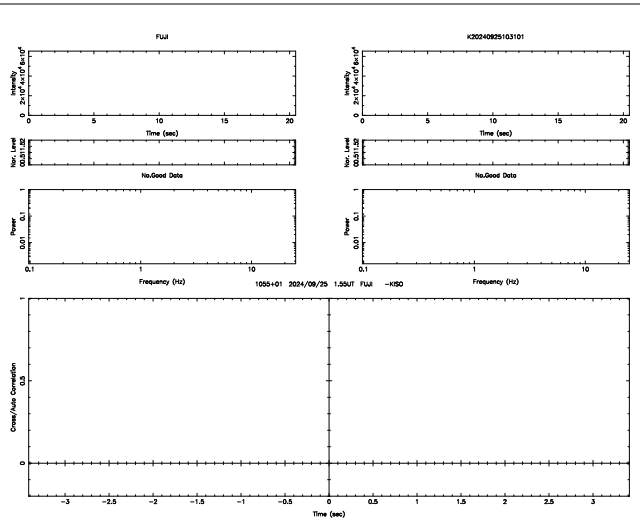
FUJI
K20240925103101
No.Good Data
No.Good Data
1055+01 2024/09/25 1.55UT FUJI -KISO
Time (sec)
Frequency (Hz)
Cross/Auto Correlation

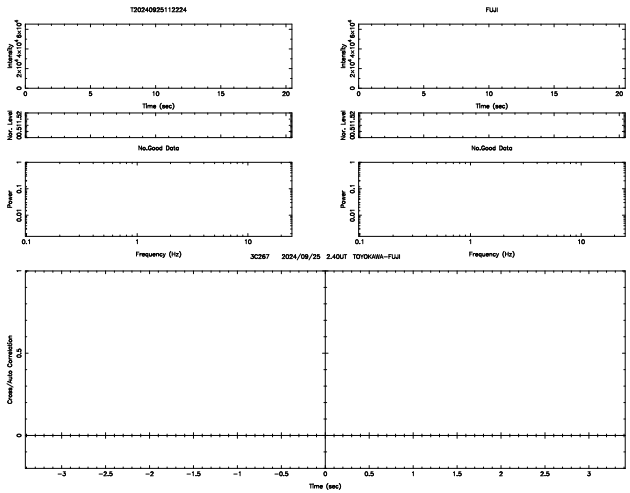
T20240925112224
FUJI
No.Good Data
3C267 2024/09/25 2.40UT TOYOKAWA-FUJI
Time (sec)
Frequency (Hz)
Cross/Auto Correlation

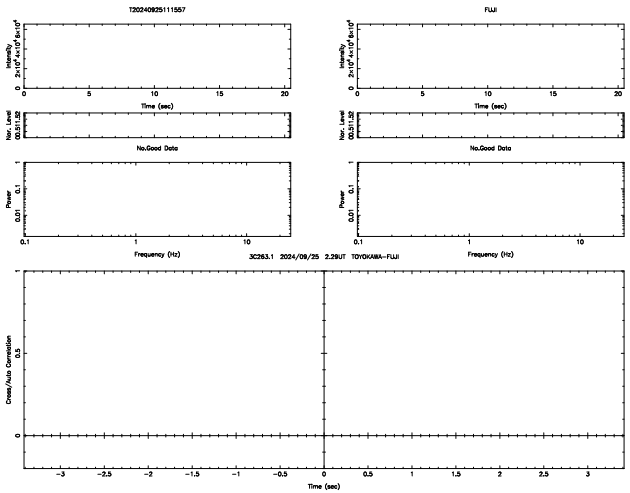
T20240925111557
FUJI
No.Good Data
3C263.1 2024/09/25 2.29UT TOYOKAWA-FUJI
Time (sec)
Frequency (Hz)
Cross/Auto Correlation

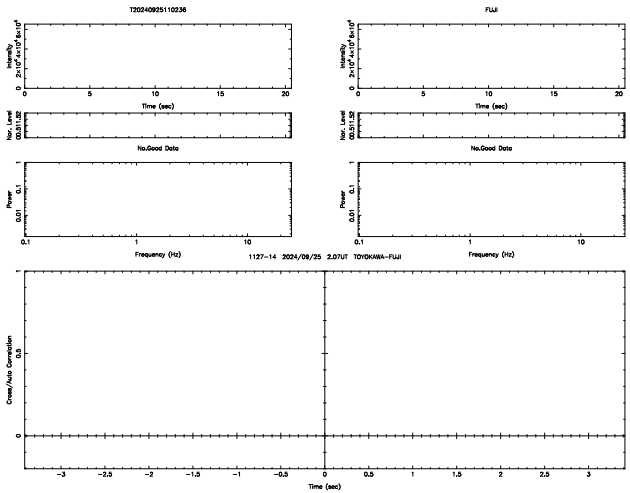
T20240925110236
FUJI
No.Good Data
1127-14 2024/09/25 2.07UT TOYOKAWA-FUJI
Time (sec)
Frequency (Hz)
Cross/Auto Correlation

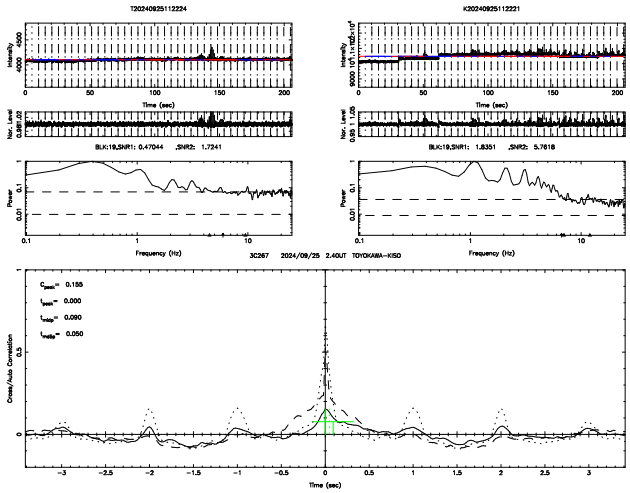
T20240925112224
K20240925112221
BLK:19,SNR1: 0.47044 ,SNR2: 1.7241
BLK:19,SNR1: 1.8351 ,SNR2: 5.7618
3C267 2024/09/25 2.40UT TOYOKAWA-KISO
C_{peak}= 0.155
t_{peak}= 0.000
t_{edge}= 0.090
t_{width}= 0.050
Time (sec)
Frequency (Hz)
Cross/Auto Correlation

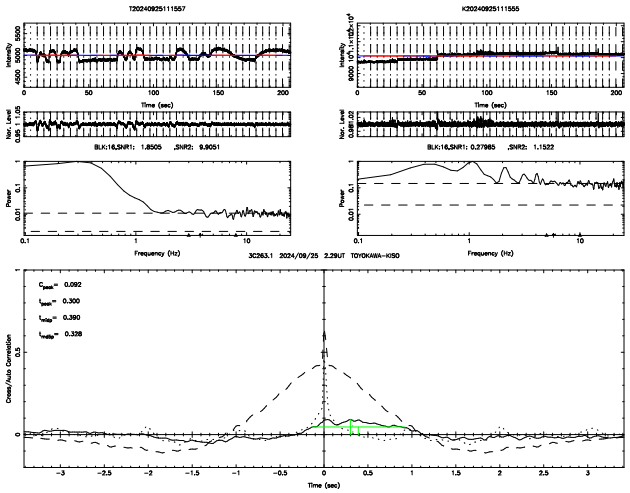
T20240925111557
K20240925111555
BLK:16,SNR1: 1.8505 ,SNR2: 9.9051
BLK:16,SNR1: 0.27985 ,SNR2: 1.1522
3C263.1 2024/09/25 2.29UT TOYOKAWA-KISO
C_{peak}= 0.092
t_{peak}= 0.300
t_{edge}= 0.390
t_{width}= 0.338
Time (sec)
Frequency (Hz)
Cross/Auto Correlation

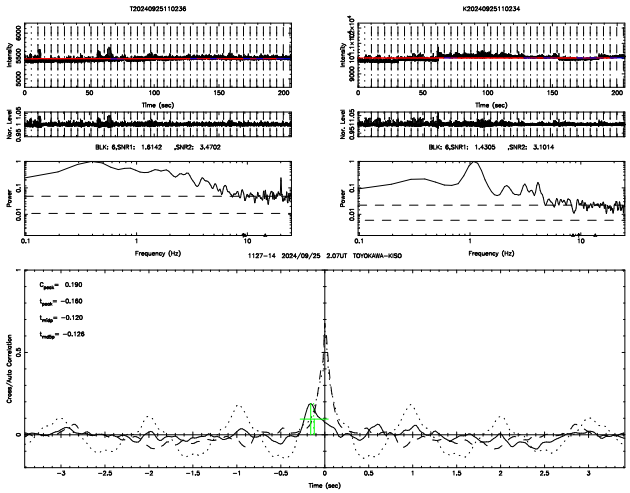
T20240925110236
K20240925110234
BLK: 6,SNR1: 1.6142 ,SNR2: 3.4702
BLK: 6,SNR1: 1.4305 ,SNR2: 3.1014
1127-14 2024/09/25 2.07UT TOYOKAWA-KISO
C_{peak}= 0.190
t_{peak}= −0.160
t_{edge}= −0.120
t_{width}= −0.126
Time (sec)
Frequency (Hz)
Cross/Auto Correlation

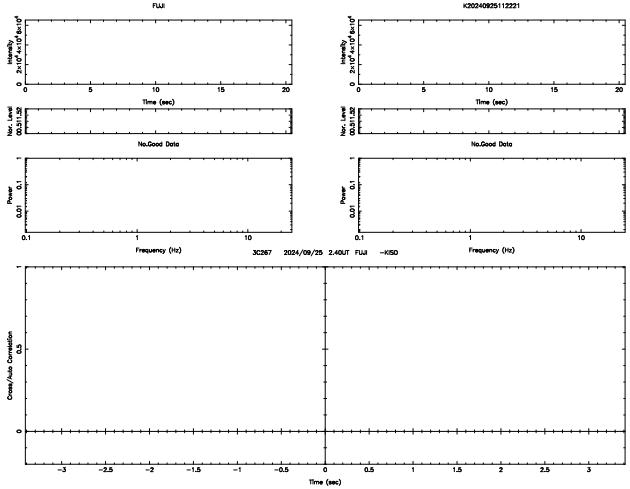
FUJI
K20240925112221
No.Good Data
3C267 2024/09/25 2.40UT FUJI -KISO
Time (sec)
Frequency (Hz)
Cross/Auto Correlation

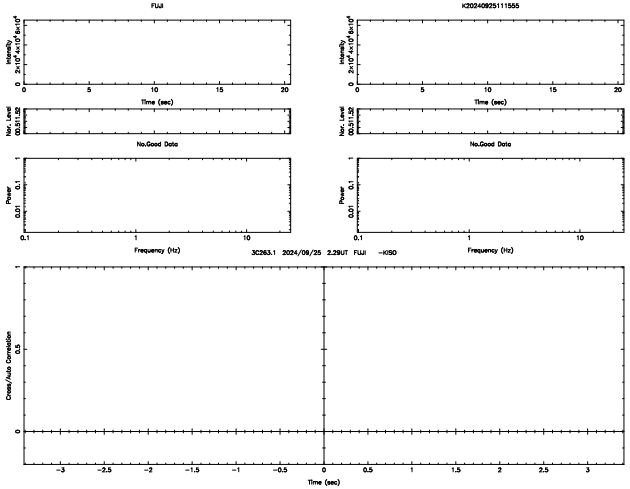
FUJI
K20240925111555
No.Good Data
3C263.1 2024/09/25 2.29UT FUJI -KISO
Time (sec)
Frequency (Hz)
Cross/Auto Correlation

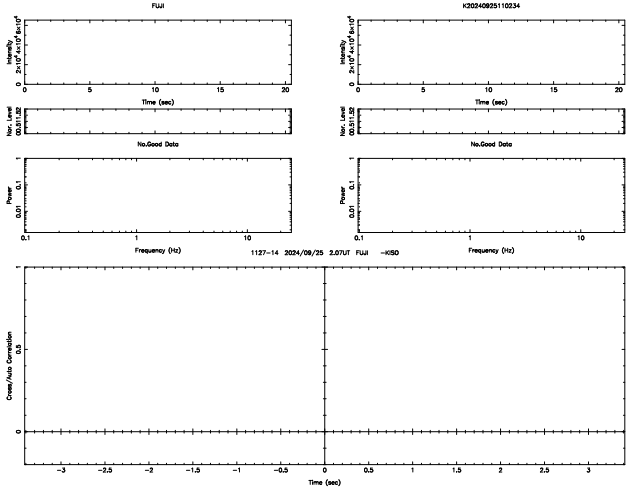
FUJI
K20240925110234
No.Good Data
1127-14 2024/09/25 2.07UT FUJI -KISO
Time (sec)
Frequency (Hz)
Cross/Auto Correlation

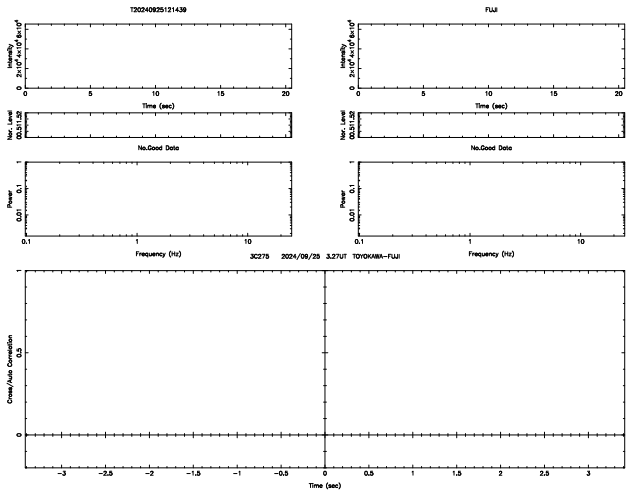
T20240925121439
FUJI
No.Good Data
No.Good Data
3C273 2024/09/25 3.27UT TOYOKAWA-FUJI

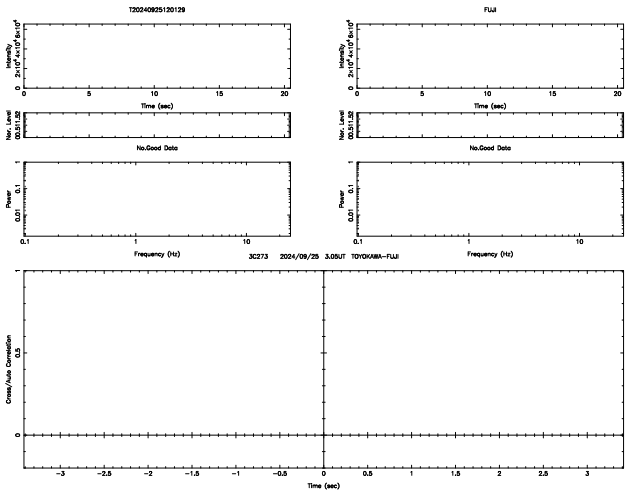
T20240925120129
FUJI
No.Good Data
No.Good Data
3C273 2024/09/25 3.05UT TOYOKAWA-FUJI

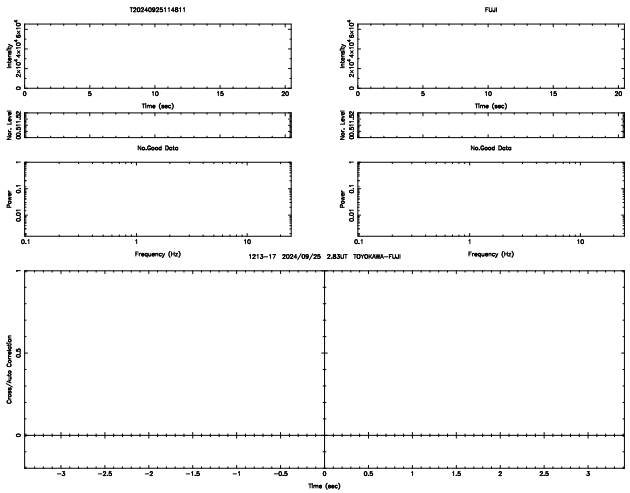
T20240925114811
FUJI
No.Good Data
No.Good Data
1213-17 2024/09/25 2.83UT TOYOKAWA-FUJI

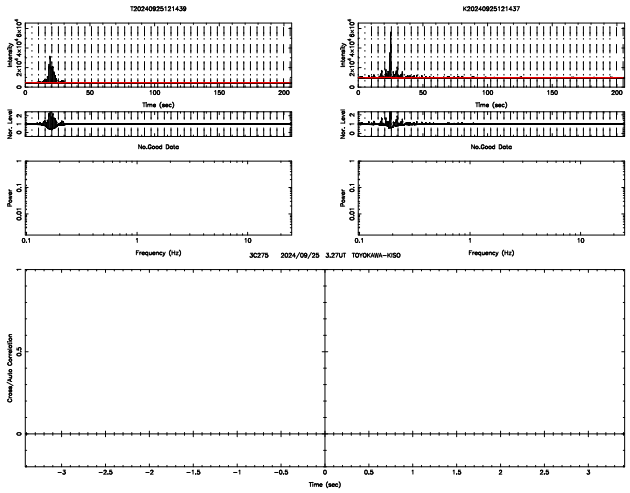
T20240925121439
K20240925121437
No.Good Data
No.Good Data
3C273 2024/09/25 3.27UT TOYOKAWA-KISO

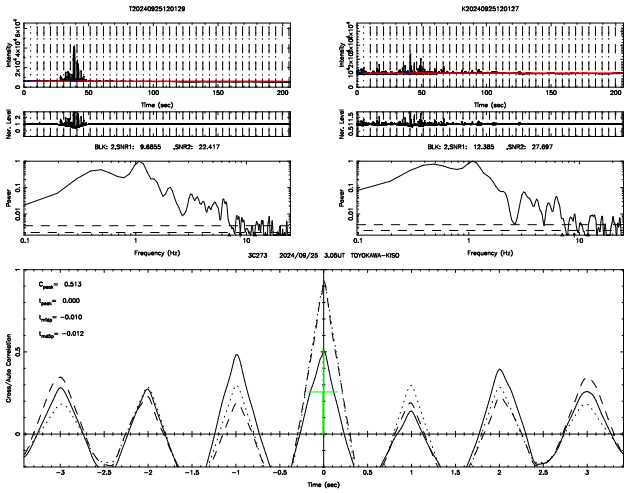
T20240925120129
K20240925120127
BLK: 2,SNR1: 9.6655 ,SNR2: 22.417
BLK: 2,SNR1: 12.385 ,SNR2: 27.097
3C273 2024/09/25 3.05UT TOYOKAWA-KISO
C_peak= 0.513
t_peak= 0.000
t_rise= -0.010
t_fall= -0.012

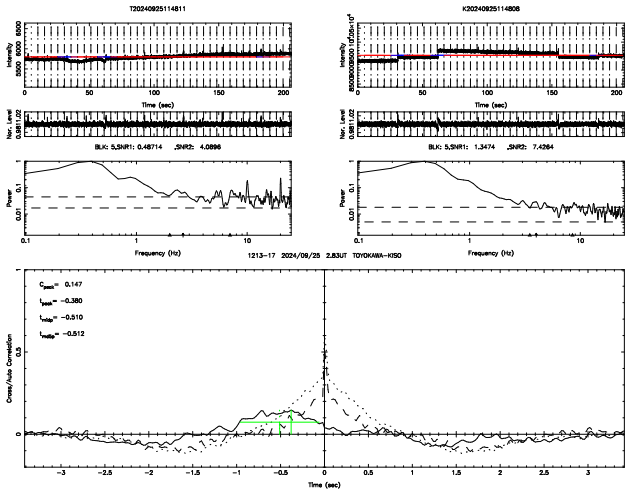
T20240925114811
K20240925114808
BLK: 5,SNR1: 0.48714 ,SNR2: 4.0896
BLK: 5,SNR1: 1.3474 ,SNR2: 7.4264
1213-17 2024/09/25 2.83UT TOYOKAWA-KISO
C_peak= 0.147
t_peak= -0.380
t_rise= -0.510
t_fall= -0.512

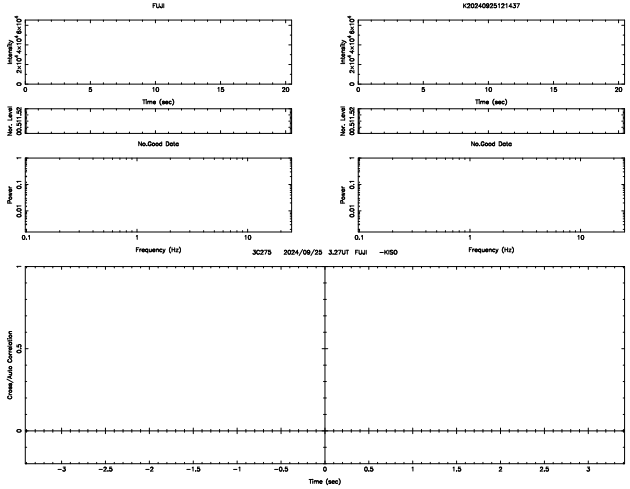
FUJI
K20240925121437
No.Good Data
No.Good Data
3C273 2024/09/25 3.27UT FUJI -KISO

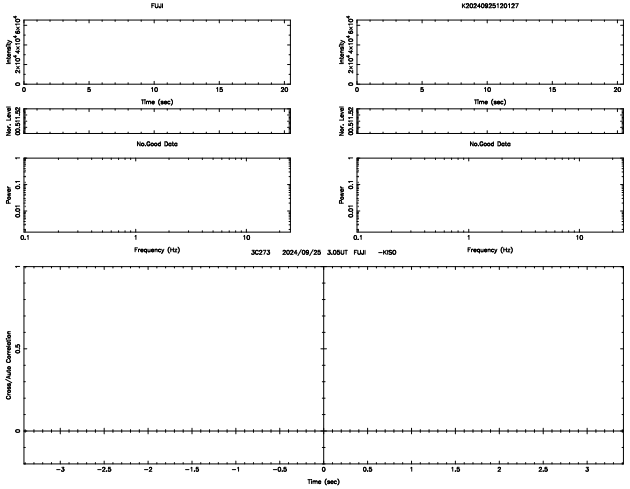
FUJI
K20240925120127
No.Good Data
No.Good Data
3C273 2024/09/25 3.05UT FUJI -KISO

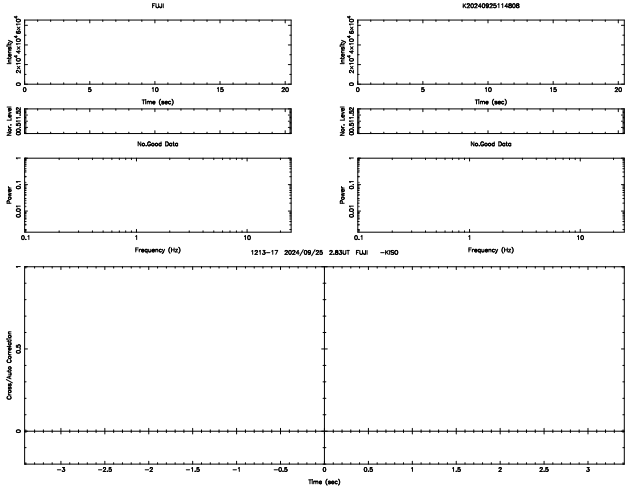
FUJI
K20240925114808
No.Good Data
No.Good Data
1213-17 2024/09/25 2.83UT FUJI -KISO

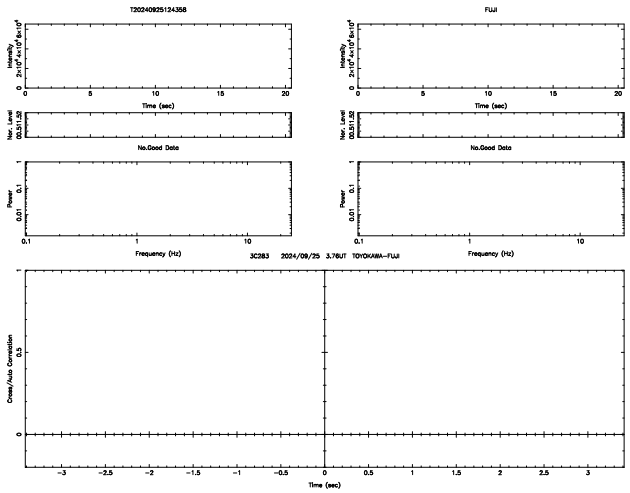
T20240925124358
FUJI
No.Good Data
No.Good Data
3C283 2024/09/25 3.76UT TOYOKAWA-FUJI

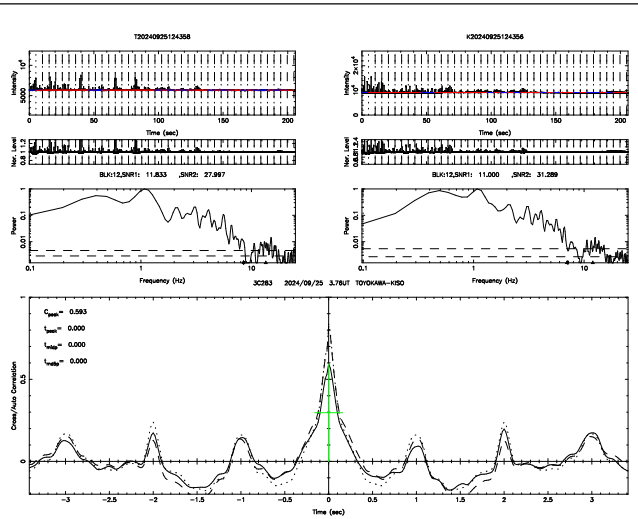
T20240925124358
K20240925124356
BLK:12,SNR1: 11.833 ,SNR2: 27.997
BLK:12,SNR1: 11.000 ,SNR2: 31.289
3C283 2024/09/25 3.76UT TOYOKAWA-KISO
C peak = 0.593
t peak = 0.000
t edge = 0.000
t cntr = 0.000

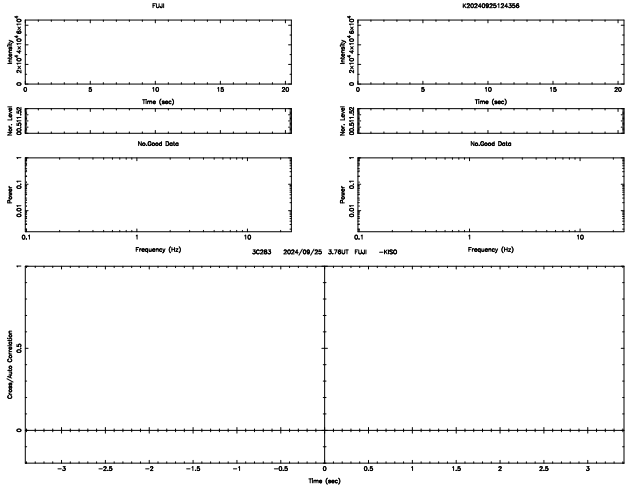
FUJI
K20240925124356
No.Good Data
No.Good Data
3C283 2024/09/25 3.76UT FUJI -KISO

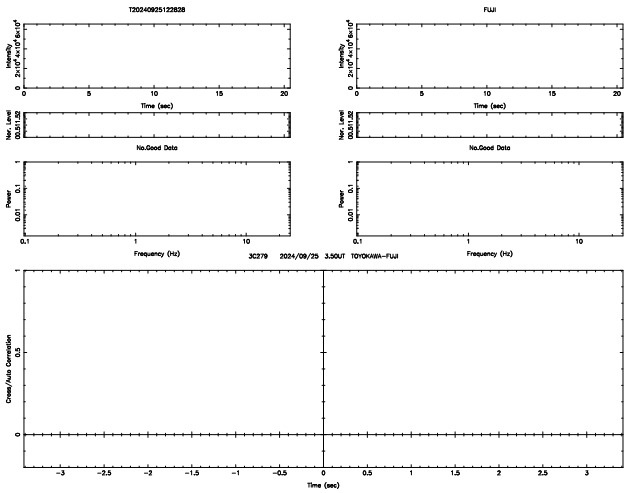
T20240925122828
FUJI
No.Good Data
No.Good Data
3C279 2024/09/25 3.50UT TOYOKAWA-FUJI

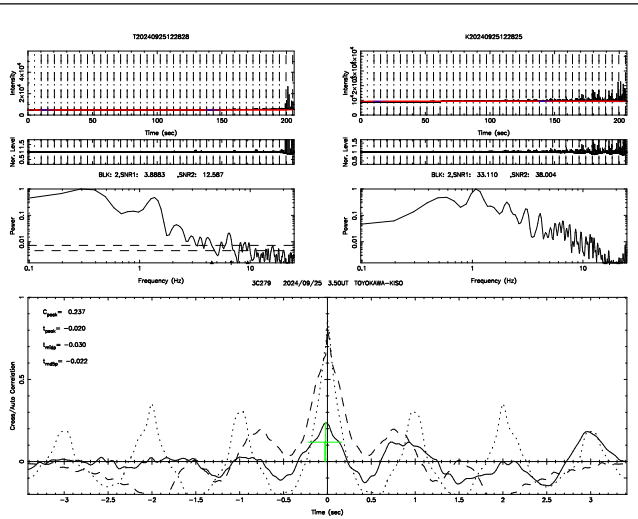
T20240925122828
K20240925122825
BLK: 2,SNR1: 3.8883 ,SNR2: 12.587
BLK: 2,SNR1: 33.110 ,SNR2: 38.004
3C279 2024/09/25 3.50UT TOYOKAWA-KISO
C peak = 0.237
t peak = -0.020
t edge = -0.030
t cntr = -0.022

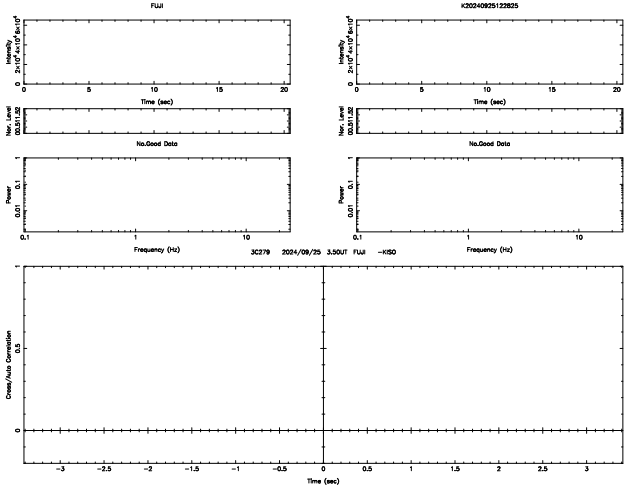
FUJI
K20240925122825
No.Good Data
No.Good Data
3C279 2024/09/25 3.50UT FUJI -KISO

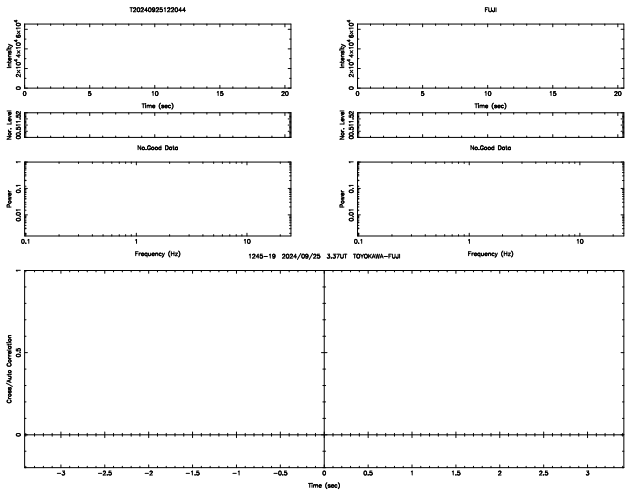
T20240925123044
FUJI
No.Good Data
No.Good Data
1245-19 2024/09/25 3.37UT TOYOKAWA-FUJI

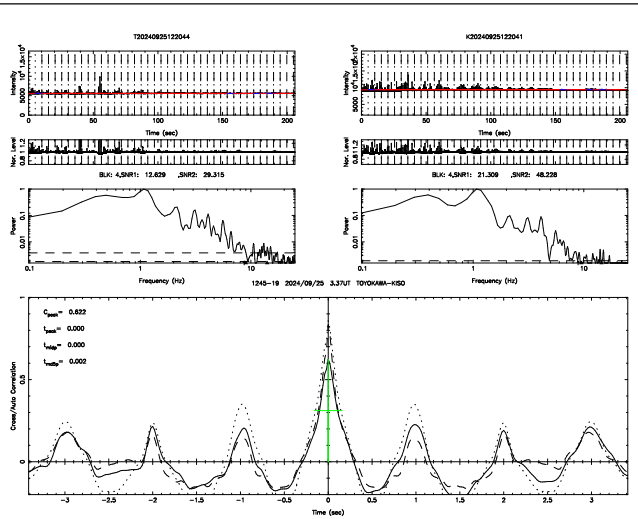
T20240925123044
K20240925123041
BLK: 4,SNR1: 12.629 ,SNR2: 29.315
BLK: 4,SNR1: 21.309 ,SNR2: 48.228
1245-19 2024/09/25 3.37UT TOYOKAWA-KISO
C peak = 0.522
t peak = 0.000
t edge = 0.000
t cntr = 0.002

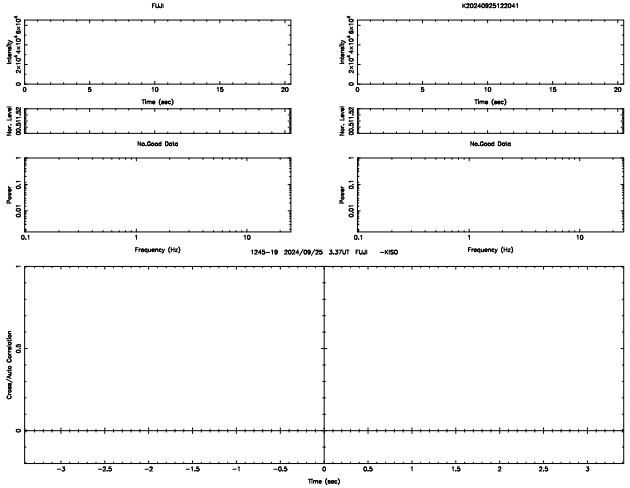
FUJI
K20240925123041
No.Good Data
No.Good Data
1245-19 2024/09/25 3.37UT FUJI -KISO

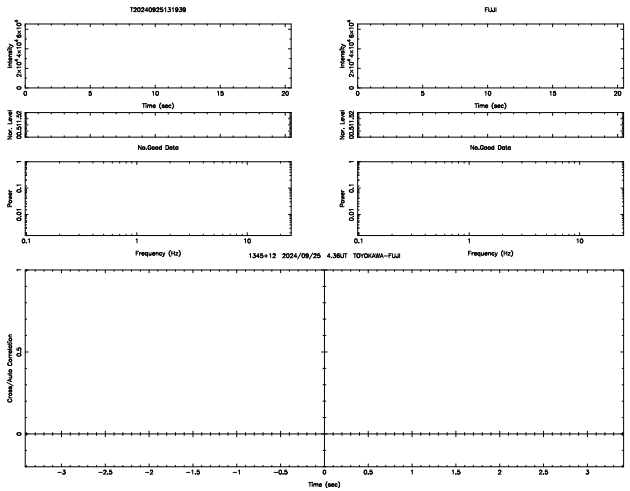
T20240925131939
FUJI
No.Good Data
1345+12 2024/09/25 4.36UT TOYOKAWA-FUJI

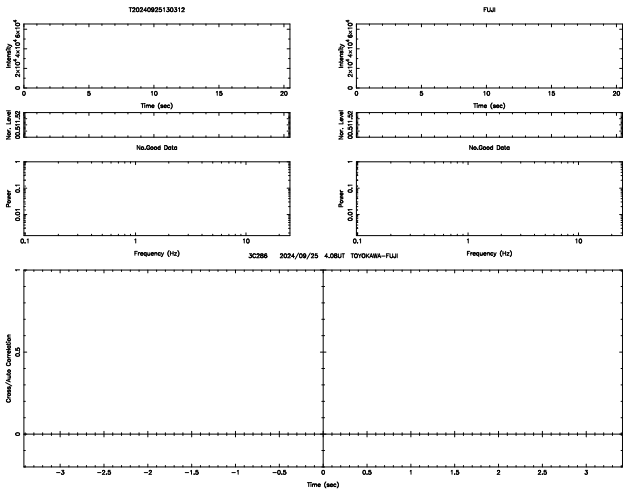
T20240925130312
FUJI
No.Good Data
3C286 2024/09/25 4.08UT TOYOKAWA-FUJI

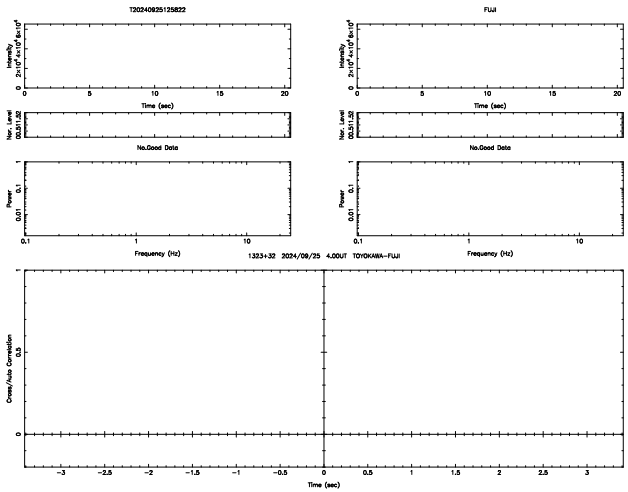
T20240925125822
FUJI
No.Good Data
1323+32 2024/09/25 4.00UT TOYOKAWA-FUJI

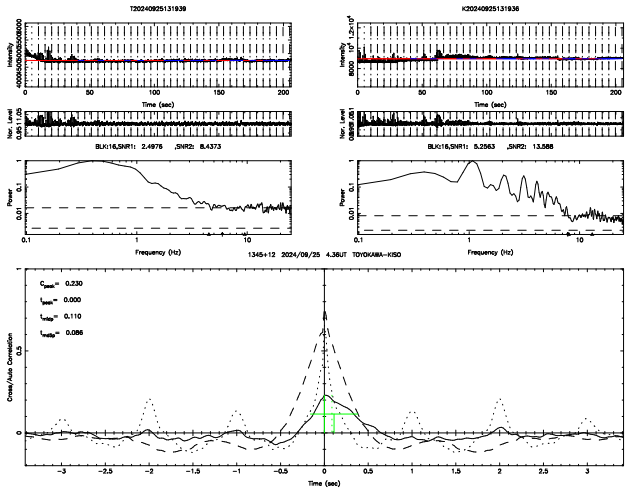
T20240925131939
K20240925131936
BLK16,SNR1: 2.4975 ,SNR2: 8.4373
BLK16,SNR1: 5.2563 ,SNR2: 13.588
1345+12 2024/09/25 4.36UT TOYOKAWA-KISO
C peak= 0.230
t peak= 0.000
t cdp= 0.110
t mdp= 0.086

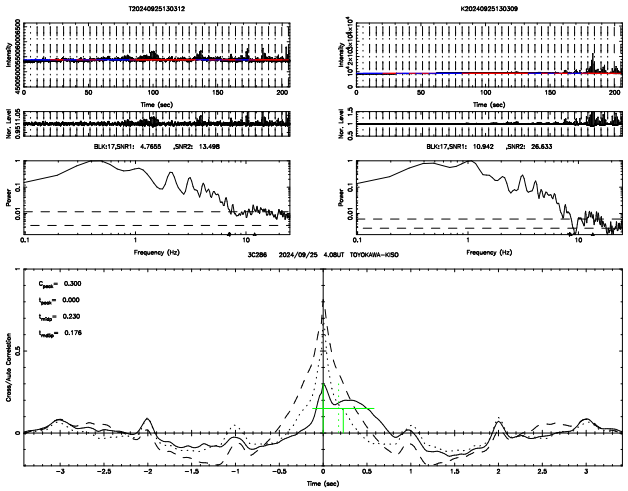
T20240925130312
K20240925130309
BLK17,SNR1: 4.7655 ,SNR2: 13.498
BLK17,SNR1: 10.942 ,SNR2: 26.633
3C286 2024/09/25 4.08UT TOYOKAWA-KISO
C peak= 0.300
t peak= 0.000
t cdp= 0.230
t mdp= 0.176

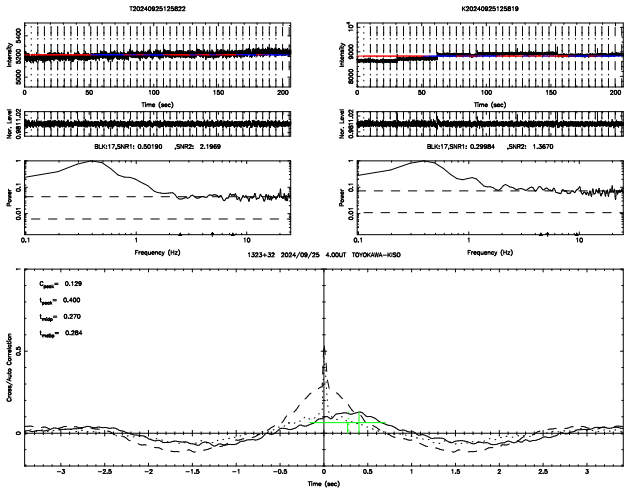
T20240925125822
K20240925125819
BLK17,SNR1: 0.50190 ,SNR2: 2.1969
BLK17,SNR1: 0.29984 ,SNR2: 1.3670
1323+32 2024/09/25 4.00UT TOYOKAWA-KISO
C peak= 0.129
t peak= 0.400
t cdp= 0.270
t mdp= 0.384

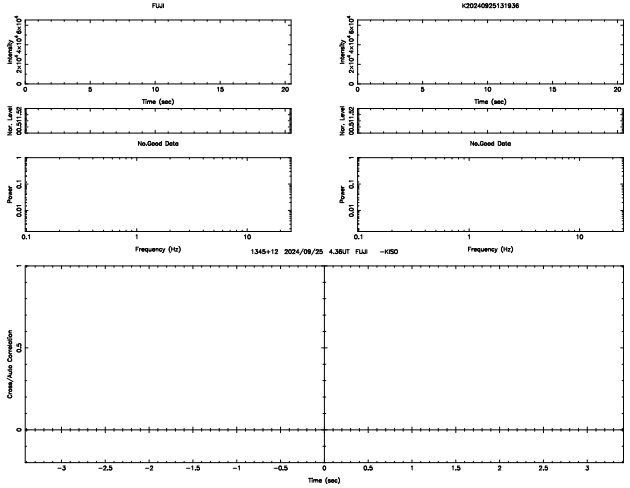
FUJI
K20240925131936
No.Good Data
1345+12 2024/09/25 4.36UT FUJI -KISO

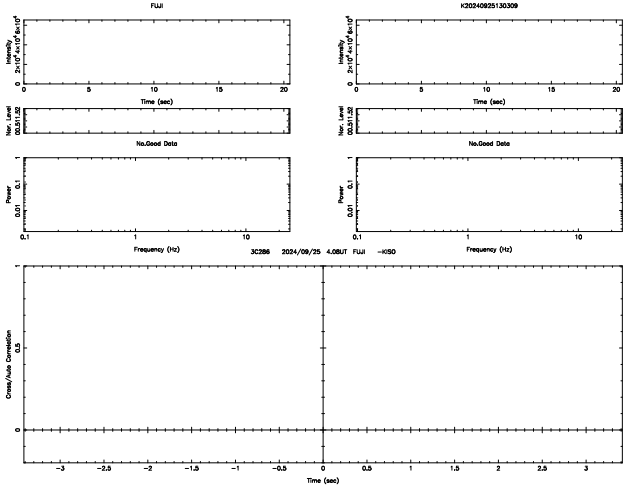
FUJI
K20240925130309
No.Good Data
3C286 2024/09/25 4.08UT FUJI -KISO

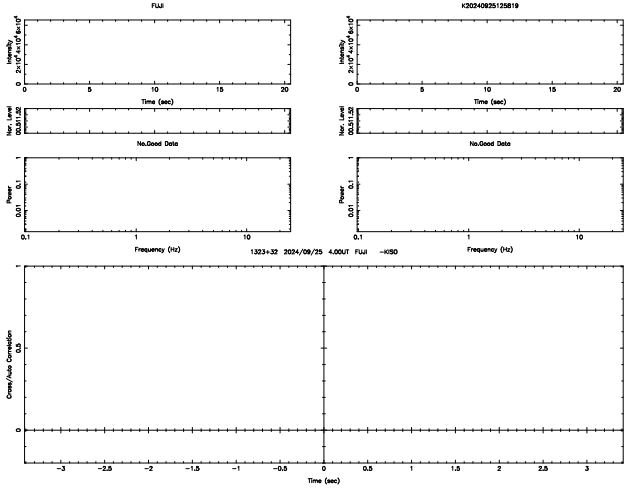
FUJI
K20240925125819
No.Good Data
1323+32 2024/09/25 4.00UT FUJI -KISO

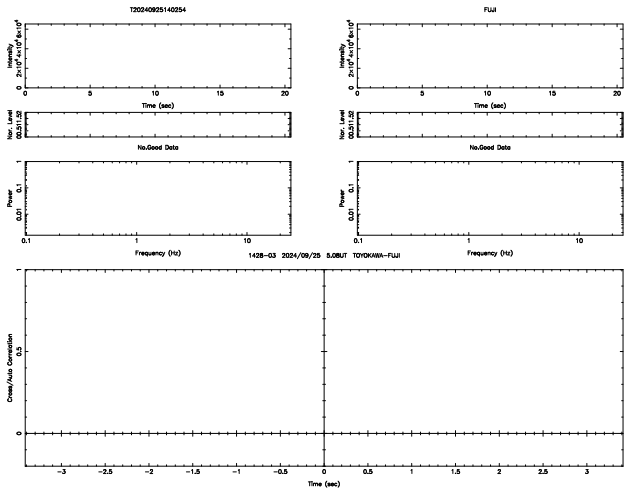
T20240925140254
FUJI
No.Good Data
1428-03 2024/09/25 5.08UT TOYOKAWA-FUJI

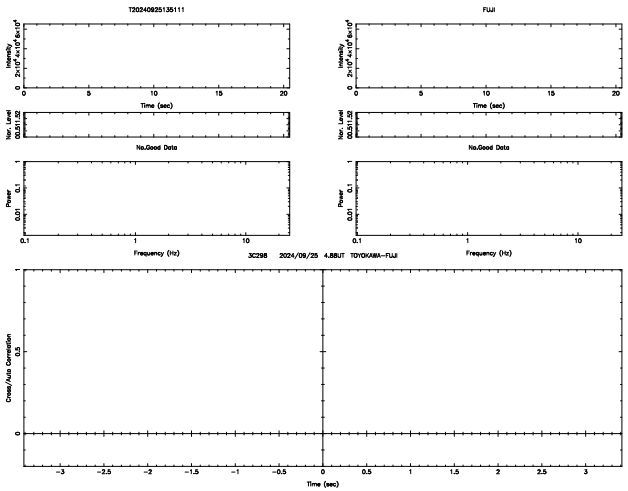
T20240925135111
FUJI
No.Good Data
3C298 2024/09/25 4.88UT TOYOKAWA-FUJI

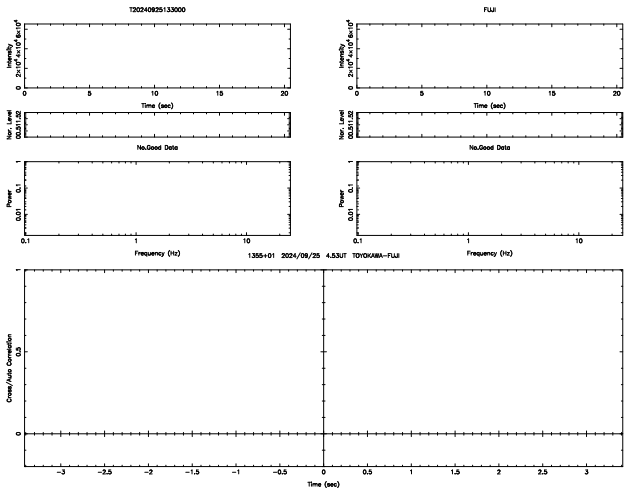
T20240925133000
FUJI
No.Good Data
1355+01 2024/09/25 4.53UT TOYOKAWA-FUJI

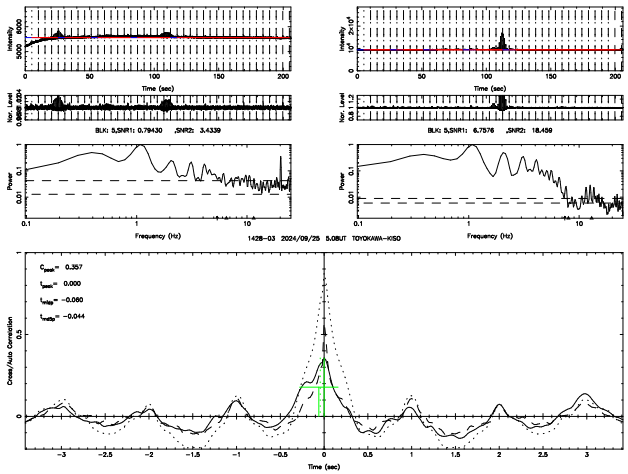
T20240925140254
K20240925140251
BLK: 5,SNR1: 0.79430 ,SNR2: 3.4339
BLK: 5,SNR1: 6.7576 ,SNR2: 18.459
1428-03 2024/09/25 5.08UT TOYOKAWA-KISO
C_{peak}= 0.357
t_{peak}= 0.000
t_{rise}= -0.060
$t_{rise/fall}$= -0.044

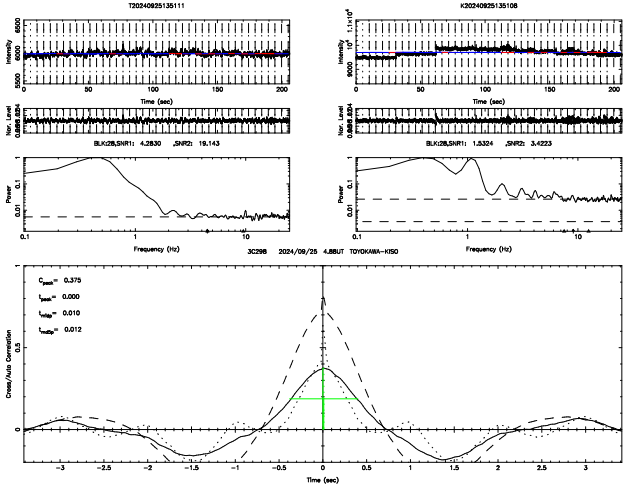
T20240925135111
K20240925135108
BLK:28,SNR1: 4.2830 ,SNR2: 19.143
BLK:28,SNR1: 1.3324 ,SNR2: 3.4223
3C298 2024/09/25 4.88UT TOYOKAWA-KISO
C_{peak}= 0.375
t_{peak}= 0.000
t_{rise}= 0.010
$t_{rise/fall}$= 0.012

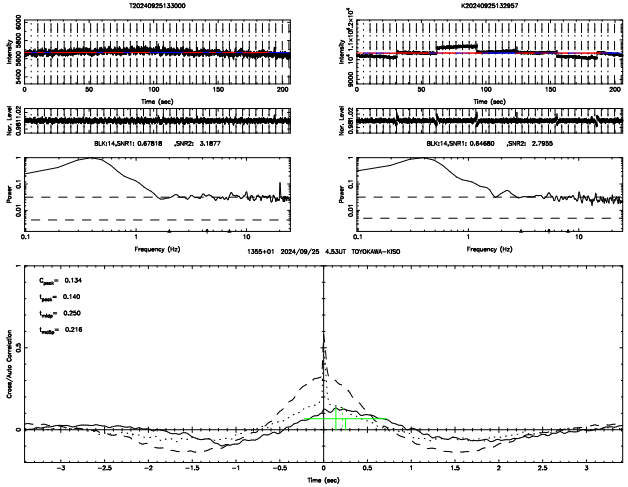
T20240925133000
K20240925132957
BLK:14,SNR1: 0.67818 ,SNR2: 3.1877
BLK:14,SNR1: 0.64680 ,SNR2: 2.7955
1355+01 2024/09/25 4.53UT TOYOKAWA-KISO
C_{peak}= 0.134
t_{peak}= 0.140
t_{rise}= 0.250
$t_{rise/fall}$= 0.216

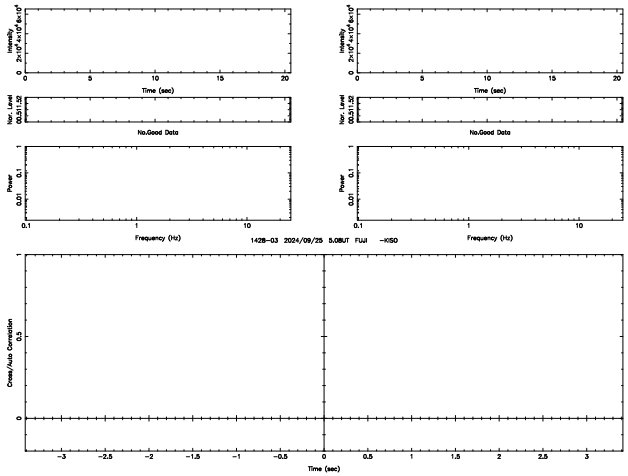
FUJI
K20240925140251
No.Good Data
1428-03 2024/09/25 5.08UT FUJI -KISO

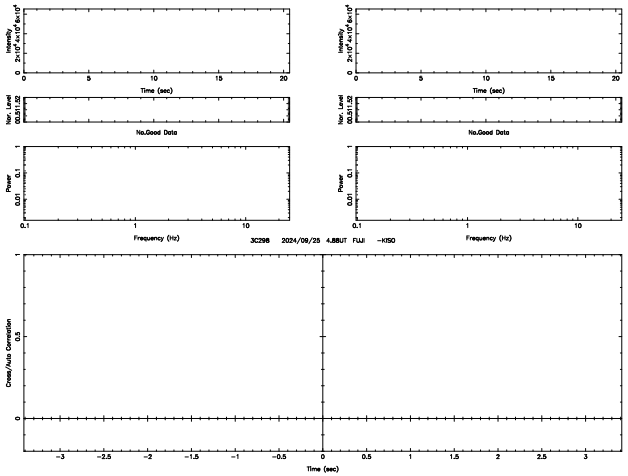
FUJI
K20240925135108
No.Good Data
3C298 2024/09/25 4.88UT FUJI -KISO

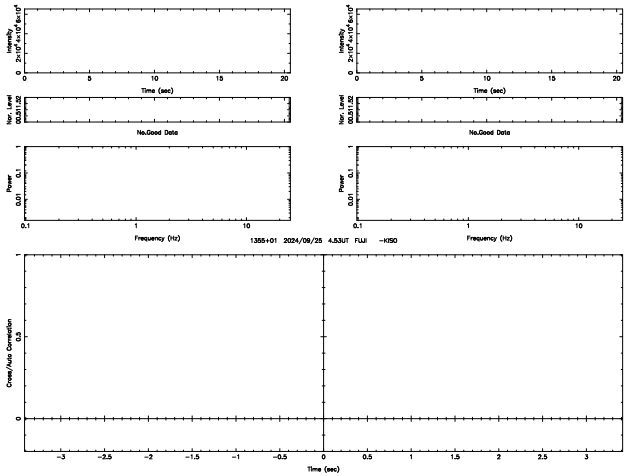
FUJI
K20240925132957
No.Good Data
1355+01 2024/09/25 4.53UT FUJI -KISO

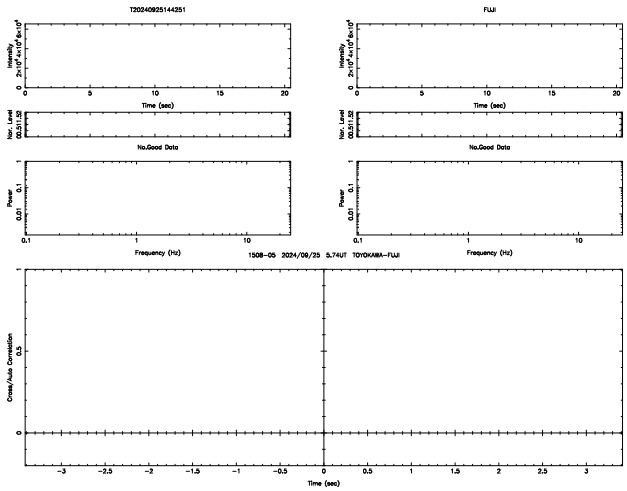
T20240925144251
FUJI
No.Good Data
No.Good Data
1508-05 2024/09/25 5.74UT TOYOKAWA-FUJI

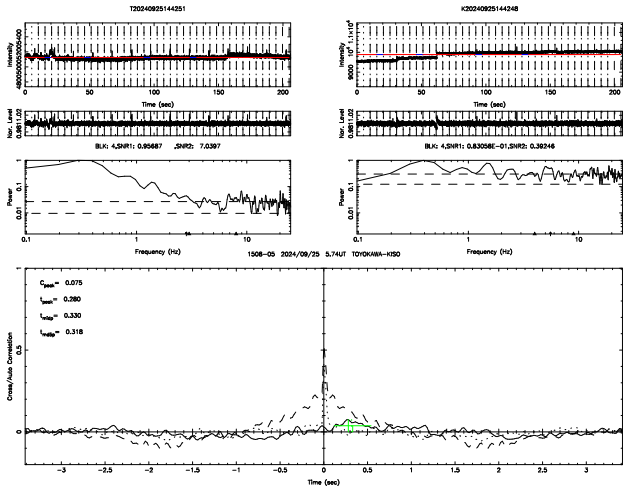
T20240925144251
K20240925144248
BLK: 4,SNR1: 0.95687 ,SNR2: 7.0397
BLK: 4,SNR1: 0.83058E-01,SNR2: 0.39246
1508-05 2024/09/25 5.74UT TOYOKAWA-KISO
C_{peak}= 0.075
t_{peak}= 0.280
t_{edge}= 0.330
t_{width}= 0.318

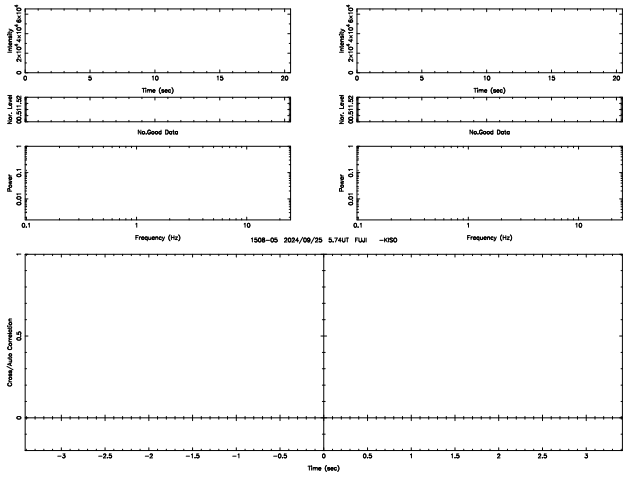
FUJI
K20240925144248
No.Good Data
No.Good Data
1508-05 2024/09/25 5.74UT FUJI -KISO

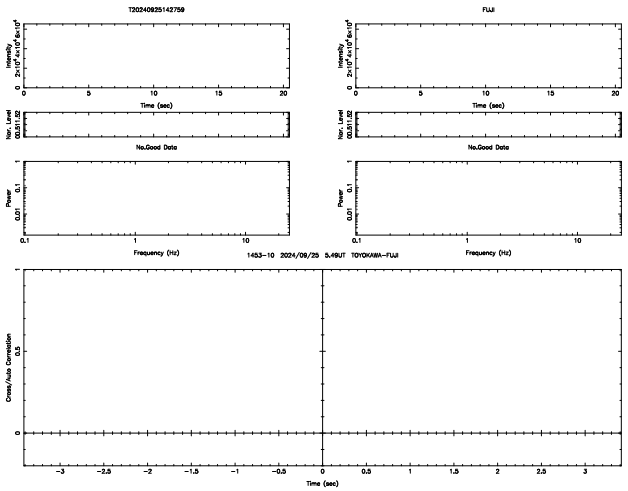
T20240925142759
FUJI
No.Good Data
No.Good Data
1453-10 2024/09/25 5.49UT TOYOKAWA-FUJI

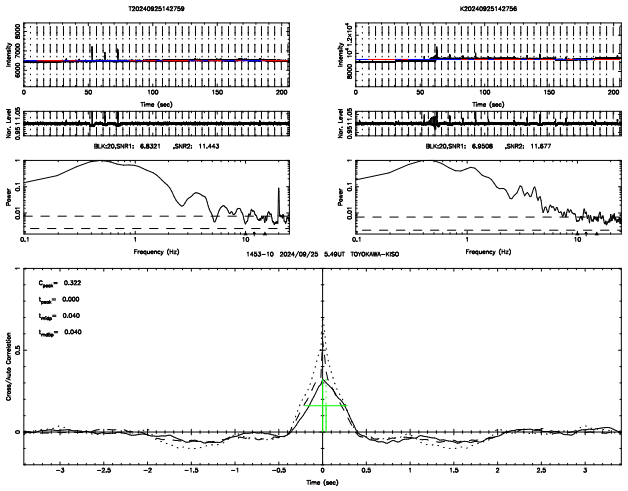
T20240925142759
K20240925142756
BLK:20,SNR1: 6.8321 ,SNR2: 11.443
BLK:20,SNR1: 6.9508 ,SNR2: 11.677
1453-10 2024/09/25 5.49UT TOYOKAWA-KISO
C_{peak}= 0.322
t_{peak}= 0.000
t_{edge}= 0.040
t_{width}= 0.040

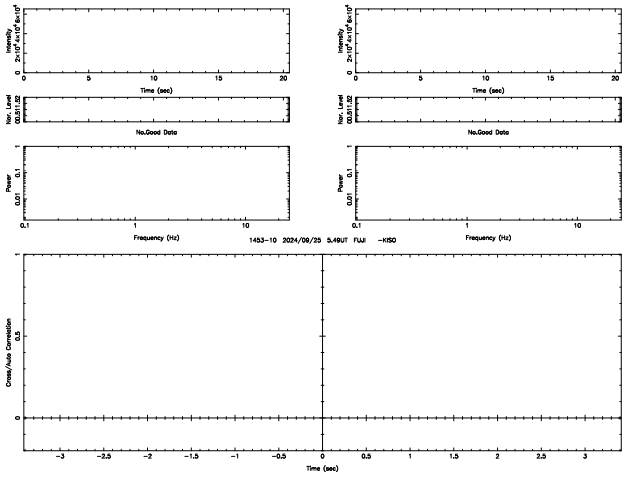
FUJI
K20240925142756
No.Good Data
No.Good Data
1453-10 2024/09/25 5.49UT FUJI -KISO

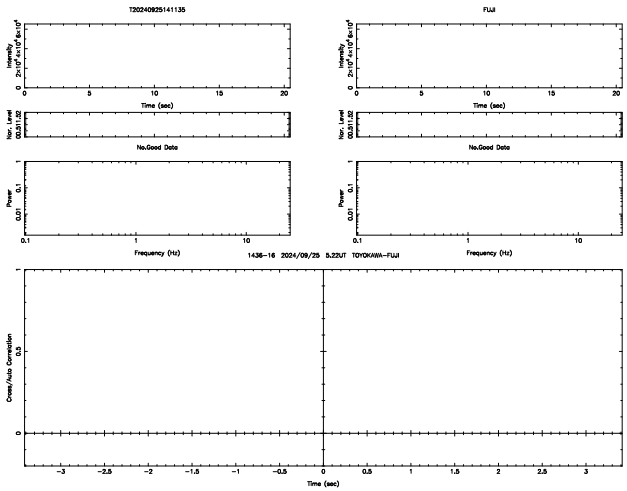
T20240925141135
FUJI
No.Good Data
No.Good Data
1436-16 2024/09/25 5.22UT TOYOKAWA-FUJI

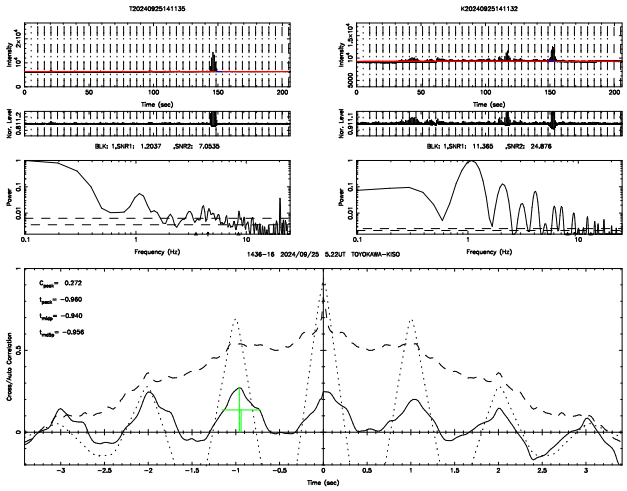
T20240925141135
K20240925141132
BLK: 1,SNR1: 1.2037 ,SNR2: 7.0535
BLK: 1,SNR1: 11.365 ,SNR2: 24.876
1436-16 2024/09/25 5.22UT TOYOKAWA-KISO
C_{peak}= 0.372
t_{peak}= -0.960
t_{edge}= -0.940
t_{width}= -0.956

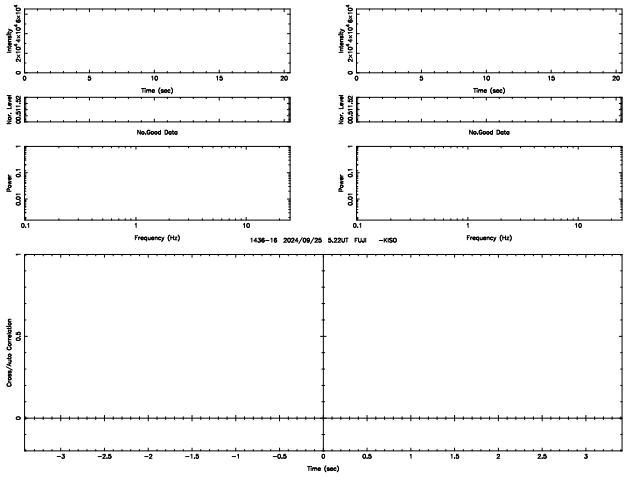
FUJI
K20240925141132
No.Good Data
No.Good Data
1436-16 2024/09/25 5.22UT FUJI -KISO

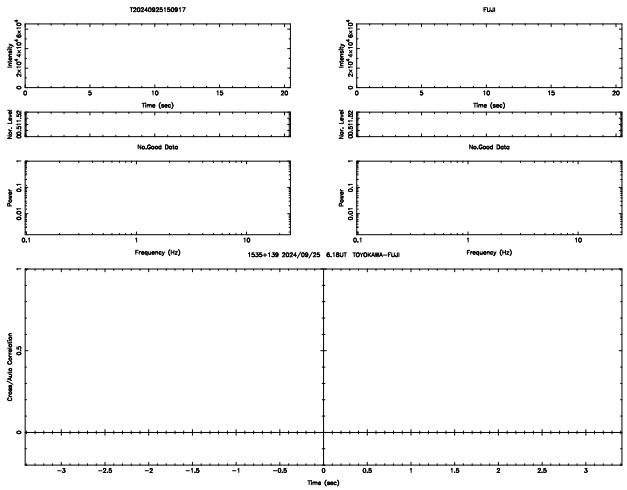
T20240925150917
FUJI
Intensity
Time (sec)
Nor. Level
No.Good Data
Power
Frequency (Hz)
1535+139 2024/09/25 6.18UT TOYOKAWA-FUJI
Cross/Auto Correlation
Time (sec)

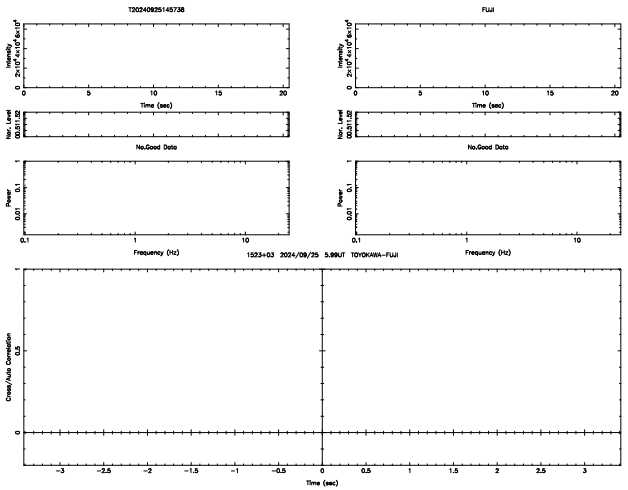
T20240925145738
FUJI
Intensity
Time (sec)
Nor. Level
No.Good Data
Power
Frequency (Hz)
1523+03 2024/09/25 5.99UT TOYOKAWA-FUJI
Cross/Auto Correlation
Time (sec)

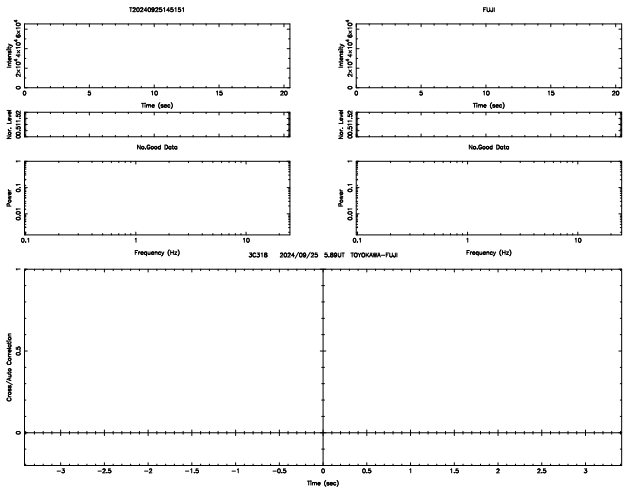
T20240925145151
FUJI
Intensity
Time (sec)
Nor. Level
No.Good Data
Power
Frequency (Hz)
3C318 2024/09/25 5.89UT TOYOKAWA-FUJI
Cross/Auto Correlation
Time (sec)

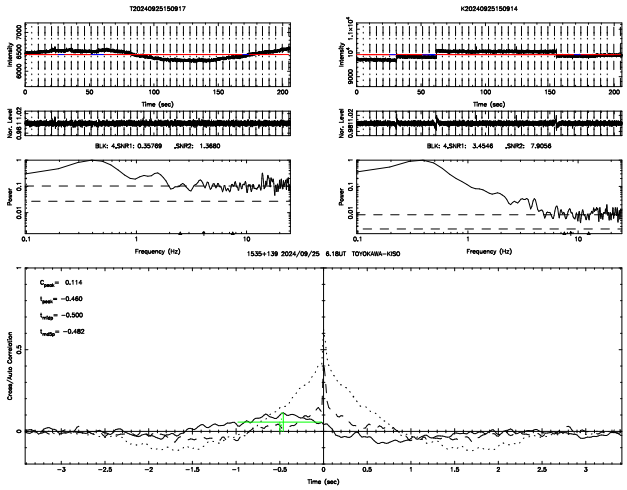
T20240925150917
K20240925150914
Intensity
Time (sec)
Nor. Level
BLK: 4,SNR1: 0.35769 ,SNR2: 1.3680
BLK: 4,SNR1: 3.4546 ,SNR2: 7.9056
Power
Frequency (Hz)
1535+139 2024/09/25 6.18UT TOYOKAWA-KISO
C_{peak}= 0.114
t_{peak}= −0.460
t_{cntr}= −0.500
t_{cntr}= −0.482
Cross/Auto Correlation
Time (sec)

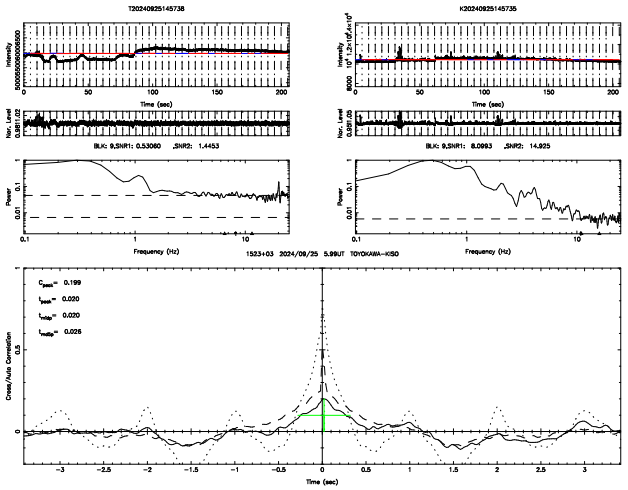
T20240925145738
K20240925145735
Intensity
Time (sec)
Nor. Level
BLK: 9,SNR1: 0.53060 ,SNR2: 1.4453
BLK: 9,SNR1: 8.0993 ,SNR2: 14.925
Power
Frequency (Hz)
1523+03 2024/09/25 5.99UT TOYOKAWA-KISO
C_{peak}= 0.199
t_{peak}= 0.020
t_{cntr}= 0.020
t_{cntr}= 0.026
Cross/Auto Correlation
Time (sec)

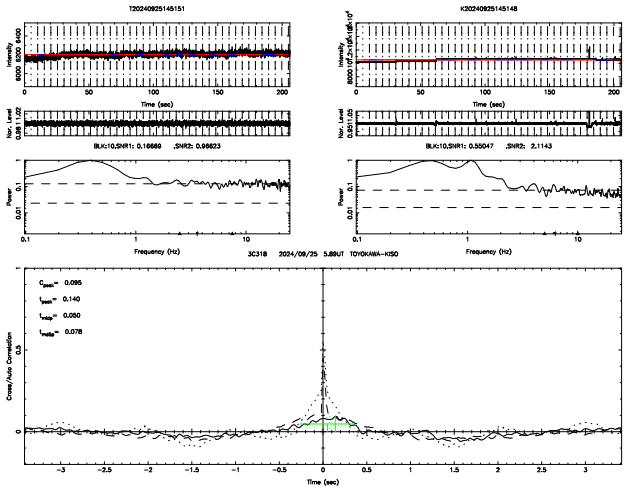
T20240925145151
K20240925145148
Intensity
Time (sec)
Nor. Level
BLK:10,SNR1: 0.16669 ,SNR2: 0.99623
BLK:10,SNR1: 0.50047 ,SNR2: 2.1143
Power
Frequency (Hz)
3C318 2024/09/25 5.89UT TOYOKAWA-KISO
C_{peak}= 0.095
t_{peak}= 0.140
t_{cntr}= 0.050
t_{cntr}= 0.078
Cross/Auto Correlation
Time (sec)

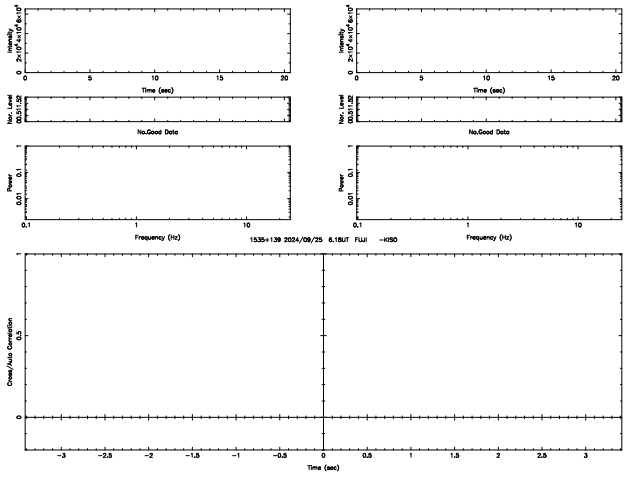
FUJI
K20240925150914
Intensity
Time (sec)
Nor. Level
No.Good Data
Power
Frequency (Hz)
1535+139 2024/09/25 6.18UT FUJI -KISO
Cross/Auto Correlation
Time (sec)

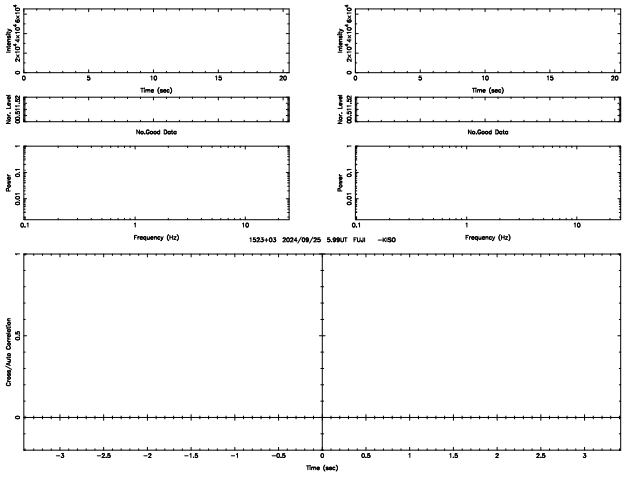
FUJI
K20240925145735
Intensity
Time (sec)
Nor. Level
No.Good Data
Power
Frequency (Hz)
1523+03 2024/09/25 5.99UT FUJI -KISO
Cross/Auto Correlation
Time (sec)

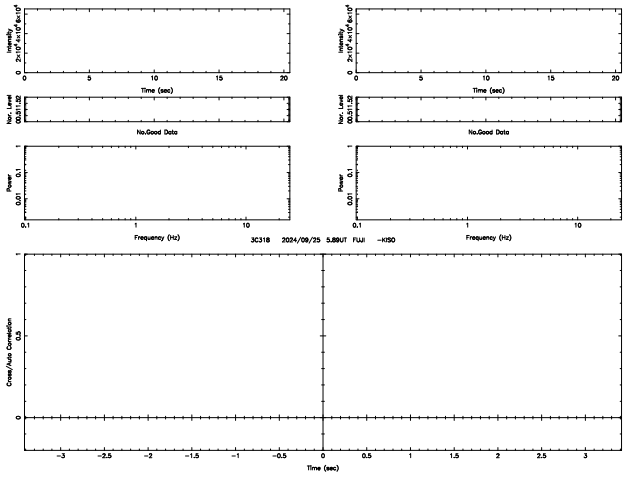
FUJI
K20240925145148
Intensity
Time (sec)
Nor. Level
No.Good Data
Power
Frequency (Hz)
3C318 2024/09/25 5.89UT FUJI -KISO
Cross/Auto Correlation
Time (sec)

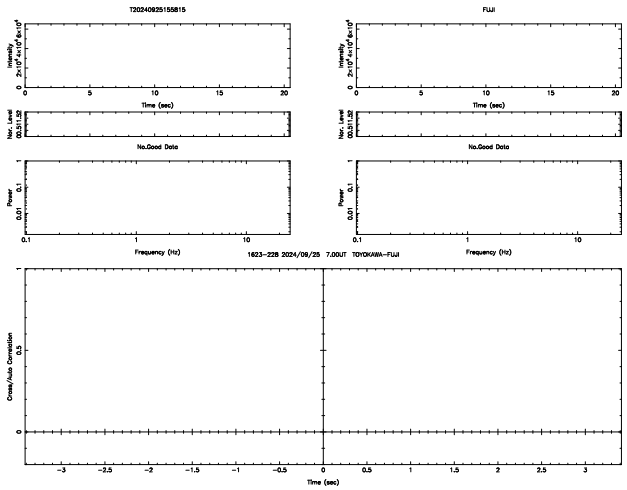
T20240925155815
FUJI
No.Good Data
No.Good Data
1623-228 2024/09/25 7.00UT TOYOKAWA-FUJI

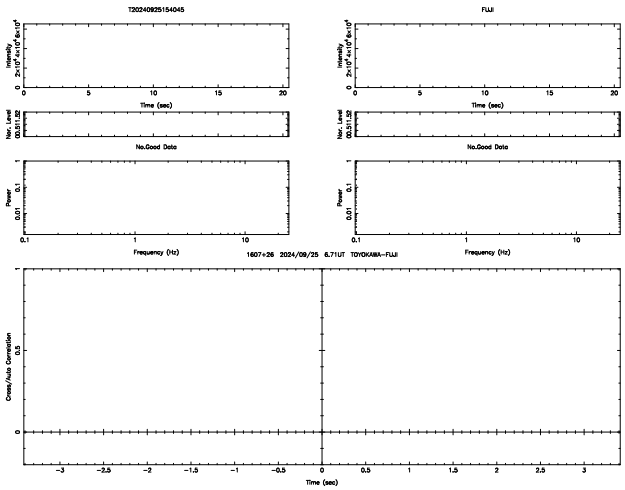
T20240925154045
FUJI
No.Good Data
No.Good Data
1607+26 2024/09/25 6.71UT TOYOKAWA-FUJI

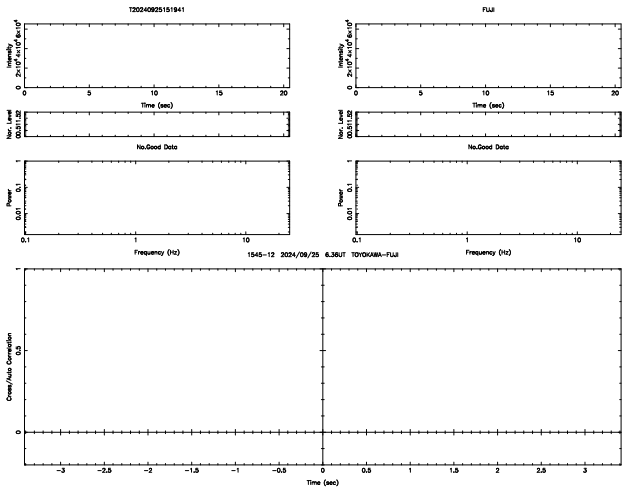
T20240925151941
FUJI
No.Good Data
No.Good Data
1545-12 2024/09/25 6.36UT TOYOKAWA-FUJI

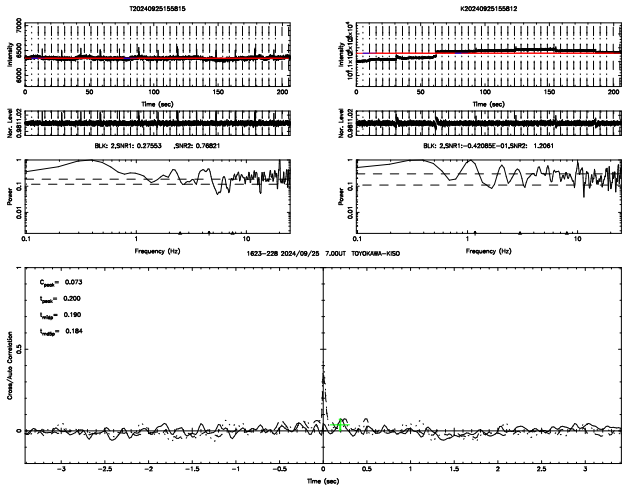
T20240925155815
K20240925155812
BLK: 2,SNR1: 0.37553 ,SNR2: 0.76821
BLK: 2,SNR1:-0.42085E-01,SNR2: 1.2081
1623-228 2024/09/25 7.00UT TOYOKAWA-KISO
C_{max}= 0.073
t_{max}= 0.200
t_{edge}= 0.190
t_{width}= 0.184

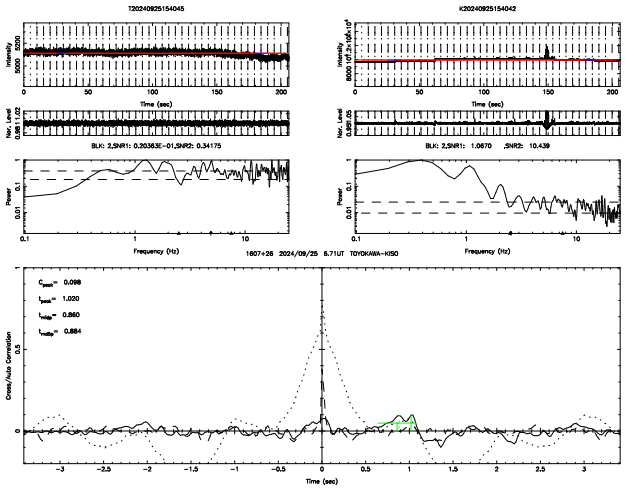
T20240925154045
K20240925154042
BLK: 2,SNR1: 0.30363E-01,SNR2: 0.34175
BLK: 2,SNR1: 1.0670 ,SNR2: 10.439
1607+26 2024/09/25 6.71UT TOYOKAWA-KISO
C_{max}= 0.098
t_{max}= 1.020
t_{edge}= 0.860
t_{width}= 0.884

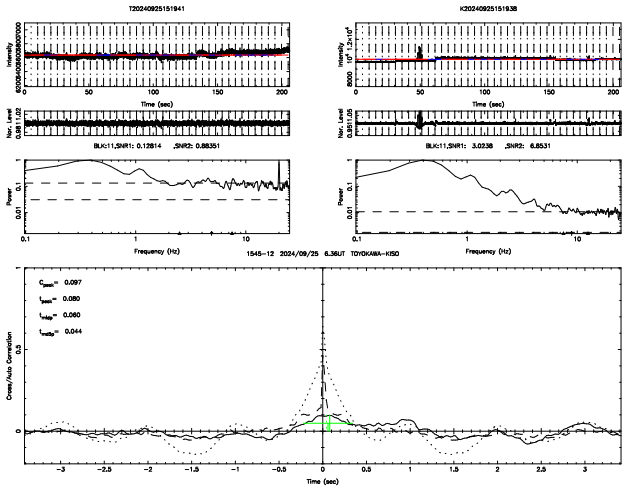
T20240925151941
K20240925151938
BLK:11,SNR1: 0.12814 ,SNR2: 0.88351
BLK:11,SNR1: 3.0238 ,SNR2: 6.8531
1545-12 2024/09/25 6.36UT TOYOKAWA-KISO
C_{max}= 0.097
t_{max}= 0.080
t_{edge}= 0.080
t_{width}= 0.044

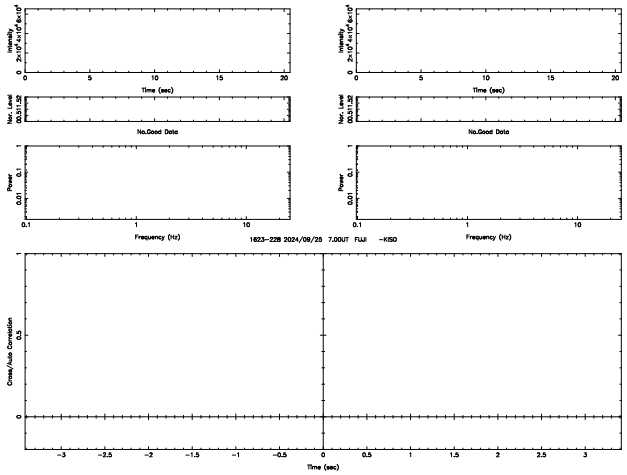
FUJI
K20240925155812
No.Good Data
No.Good Data
1623-228 2024/09/25 7.00UT FUJI -KISO

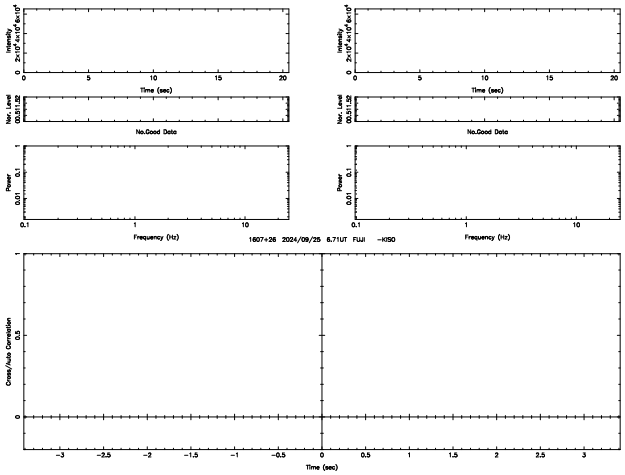
FUJI
K20240925154042
No.Good Data
No.Good Data
1607+26 2024/09/25 6.71UT FUJI -KISO

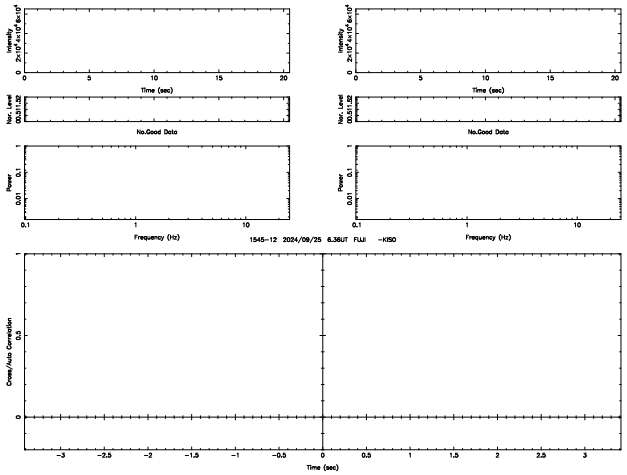
FUJI
K20240925151938
No.Good Data
No.Good Data
1545-12 2024/09/25 6.36UT FUJI -KISO

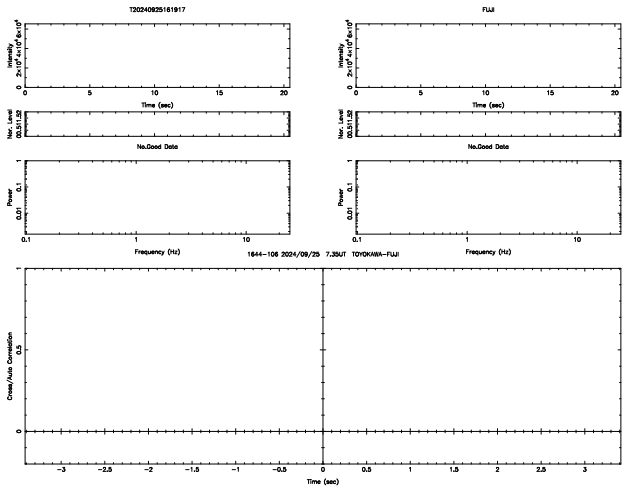
T20240925161917
FUJI
No.Good Data
No.Good Data
1644-106 2024/09/25 7.35UT TOYOKAWA-FUJI

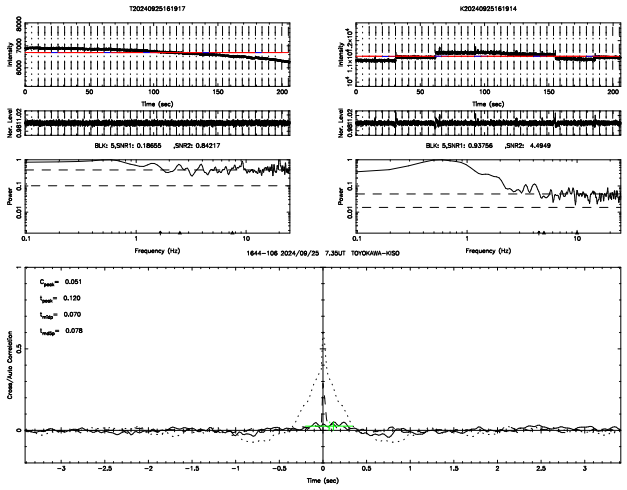
T20240925161917
K20240925161914
BLK: 5,SNR1: 0.18655 ,SNR2: 0.84217
BLK: 5,SNR1: 0.93756 ,SNR2: 4.4949
1644-106 2024/09/25 7.35UT TOYOKAWA-KISO
C_{peak}= 0.051
t_{peak}= 0.120
t_{edge}= 0.070
t_{width}= 0.078

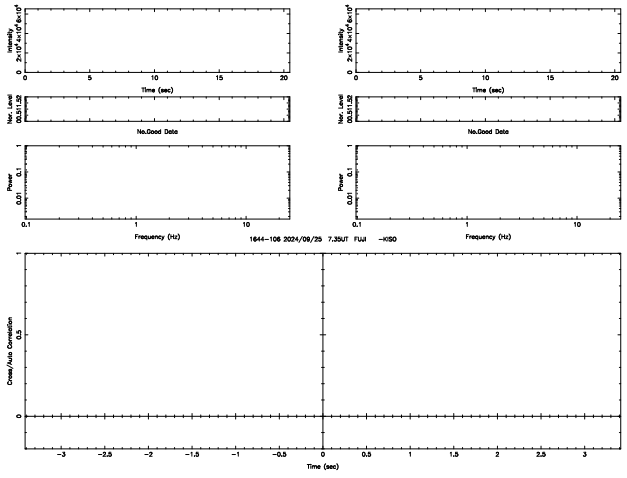
FUJI
K20240925161914
No.Good Data
No.Good Data
1644-106 2024/09/25 7.35UT FUJI -KISO

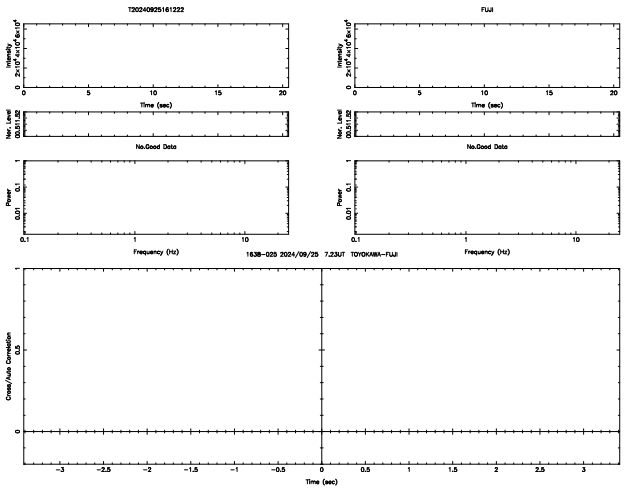
T20240925161222
FUJI
No.Good Data
No.Good Data
1638-025 2024/09/25 7.23UT TOYOKAWA-FUJI

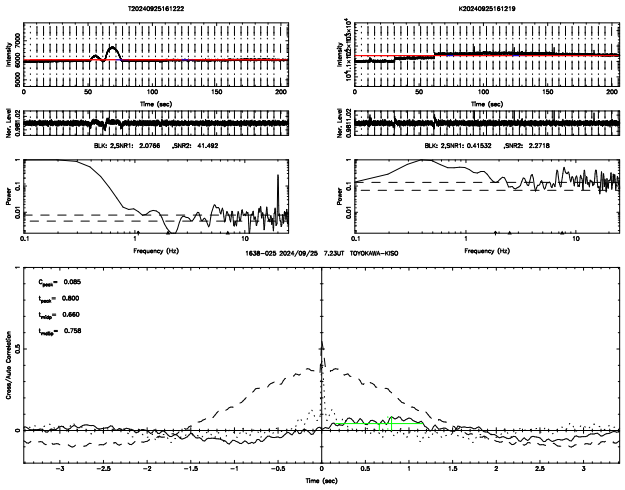
T20240925161222
K20240925161219
BLK: 2,SNR1: 2.0766 ,SNR2: 41.492
BLK: 2,SNR1: 0.41532 ,SNR2: 2.2718
1638-025 2024/09/25 7.23UT TOYOKAWA-KISO
C_{peak}= 0.085
t_{peak}= 0.800
t_{edge}= 0.660
t_{width}= 0.758

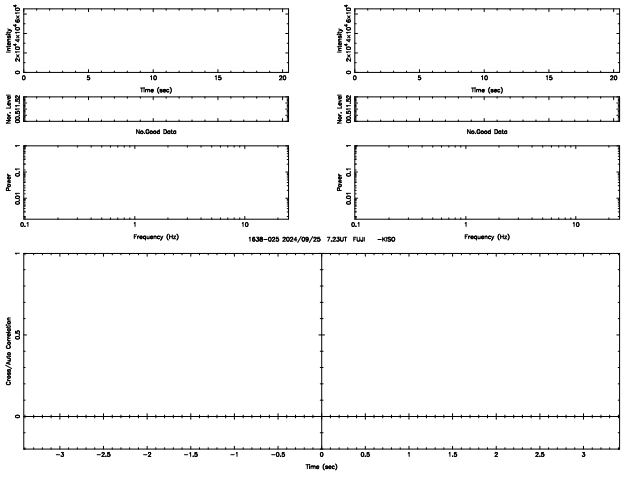
FUJI
K20240925161219
No.Good Data
No.Good Data
1638-025 2024/09/25 7.23UT FUJI -KISO

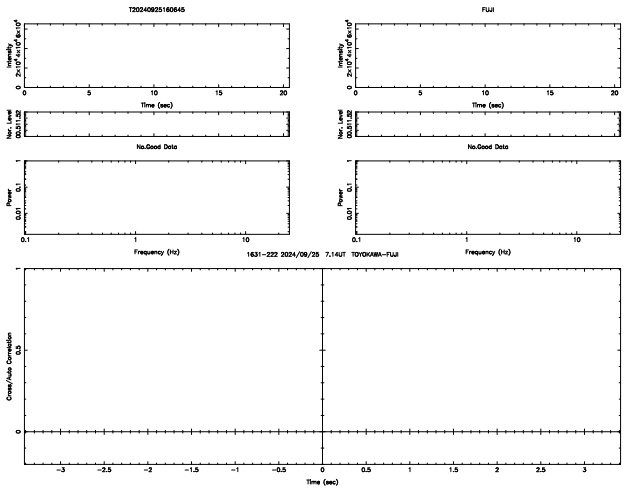
T20240925160645
FUJI
No.Good Data
No.Good Data
1631-222 2024/09/25 7.14UT TOYOKAWA-FUJI

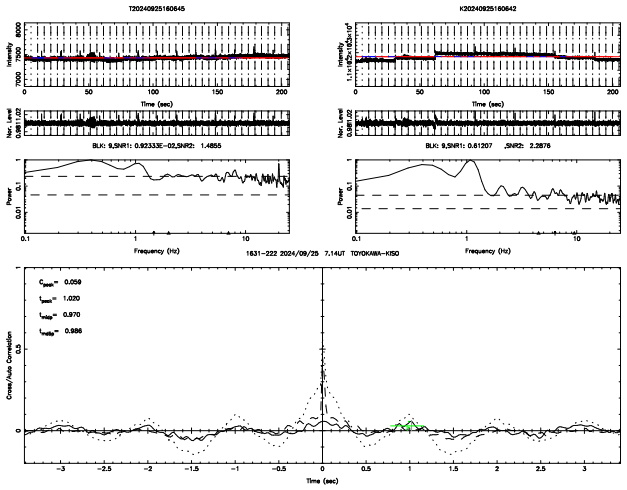
T20240925160645
K20240925160642
BLK: 9,SNR1: 0.92333E-02,SNR2: 1.4855
BLK: 9,SNR1: 0.61207 ,SNR2: 2.2876
1631-222 2024/09/25 7.14UT TOYOKAWA-KISO
C_{peak}= 0.059
t_{peak}= 1.020
t_{edge}= 0.970
t_{width}= 0.986

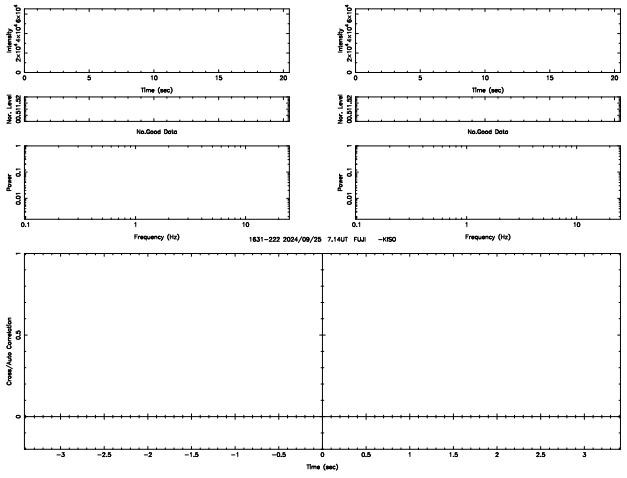
FUJI
K20240925160642
No.Good Data
No.Good Data
1631-222 2024/09/25 7.14UT FUJI -KISO

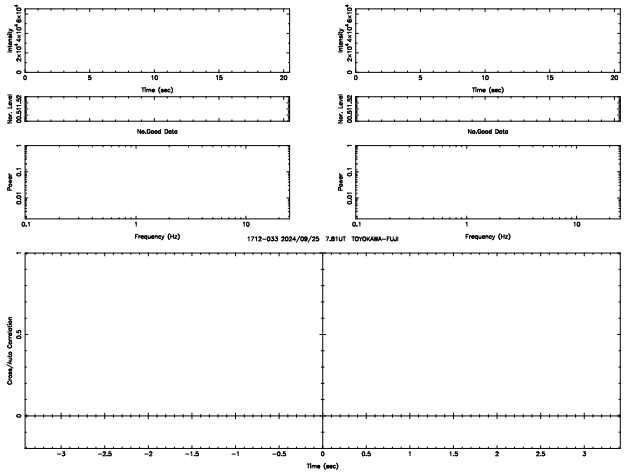
T20240925164639
FUJI
No.Good Data
No.Good Data
1712-033 2024/09/25 7.81UT TOYOKAWA-FUJI
Time (sec)
Frequency (Hz)
Cross/Auto Correlation

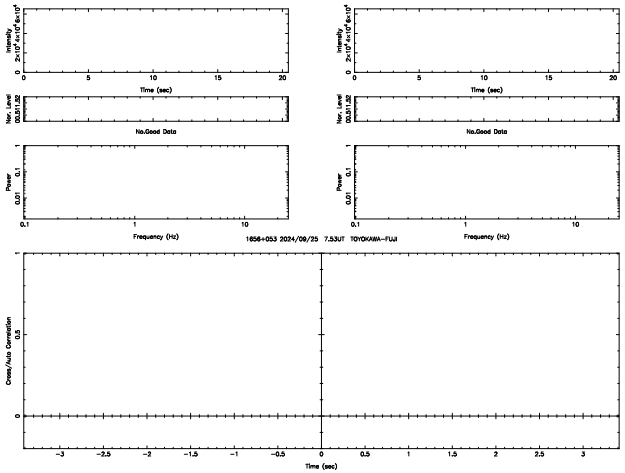
T20240925163009
FUJI
No.Good Data
No.Good Data
1656+053 2024/09/25 7.53UT TOYOKAWA-FUJI
Time (sec)
Frequency (Hz)
Cross/Auto Correlation

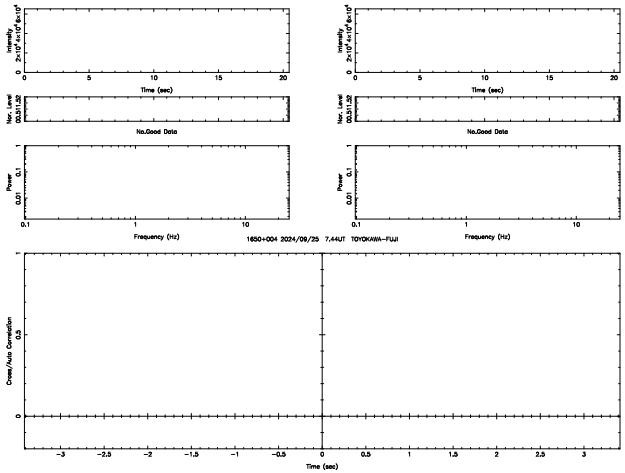
T20240925162437
FUJI
No.Good Data
No.Good Data
1650+004 2024/09/25 7.44UT TOYOKAWA-FUJI
Time (sec)
Frequency (Hz)
Cross/Auto Correlation

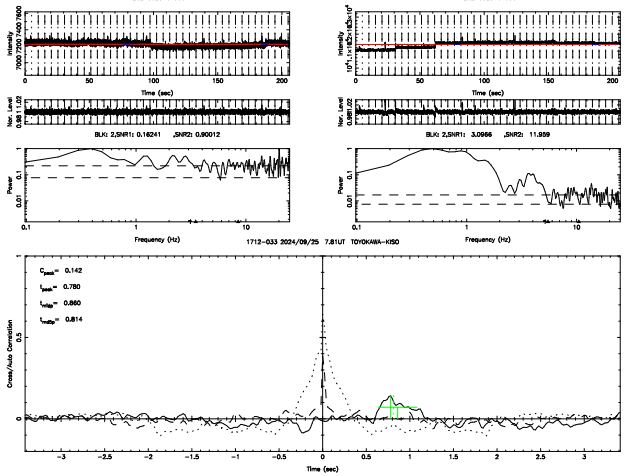
T20240925164639
K20240925164636
BLK: 2,SNR1: 0.16241 ,SNR2: 0.90012
BLK: 2,SNR1: 3.0966 ,SNR2: 11.859
1712-033 2024/09/25 7.81UT TOYOKAWA-KISO
C peak= 0.142
t peak= 0.780
t rise= 0.860
t decay= 0.814
Time (sec)
Frequency (Hz)
Cross/Auto Correlation

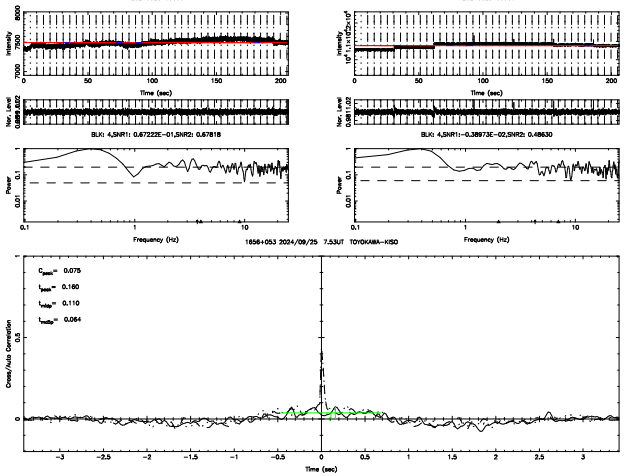
T20240925163009
K20240925163006
BLK: 4,SNR1: 0.67222E-01,SNR2: 0.67818
BLK: 4,SNR1:-0.38973E-02,SNR2: 0.48630
1656+053 2024/09/25 7.53UT TOYOKAWA-KISO
C peak= 0.075
t peak= 0.160
t rise= 0.110
t decay= 0.064
Time (sec)
Frequency (Hz)
Cross/Auto Correlation

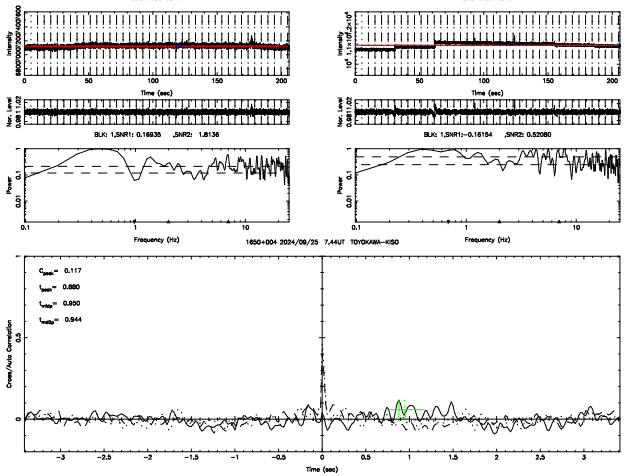
T20240925162437
K20240925162434
BLK: 1,SNR1: 0.16935 ,SNR2: 1.8136
BLK: 1,SNR1:-0.16154 ,SNR2: 0.52080
1650+004 2024/09/25 7.44UT TOYOKAWA-KISO
C peak= 0.117
t peak= 0.880
t rise= 0.950
t decay= 0.944
Time (sec)
Frequency (Hz)
Cross/Auto Correlation

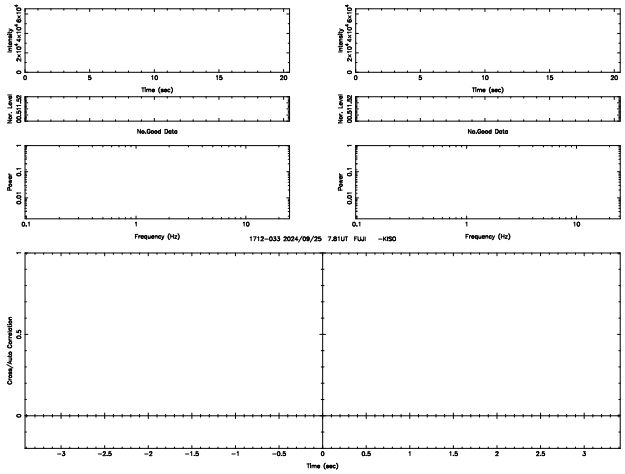
FUJI
K20240925164636
No.Good Data
No.Good Data
1712-033 2024/09/25 7.81UT FUJI -KISO
Time (sec)
Frequency (Hz)
Cross/Auto Correlation

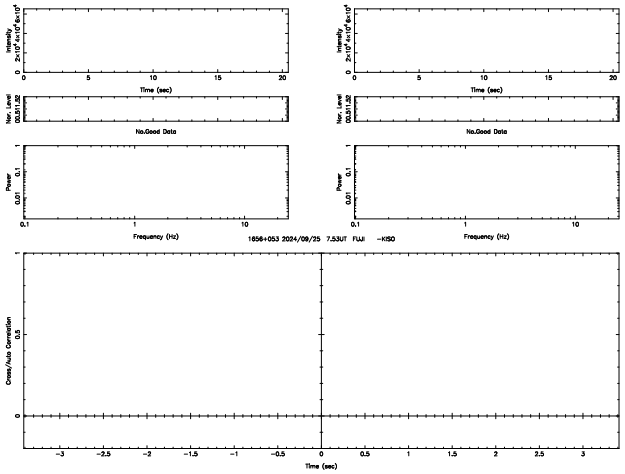
FUJI
K20240925163006
No.Good Data
No.Good Data
1656+053 2024/09/25 7.53UT FUJI -KISO
Time (sec)
Frequency (Hz)
Cross/Auto Correlation

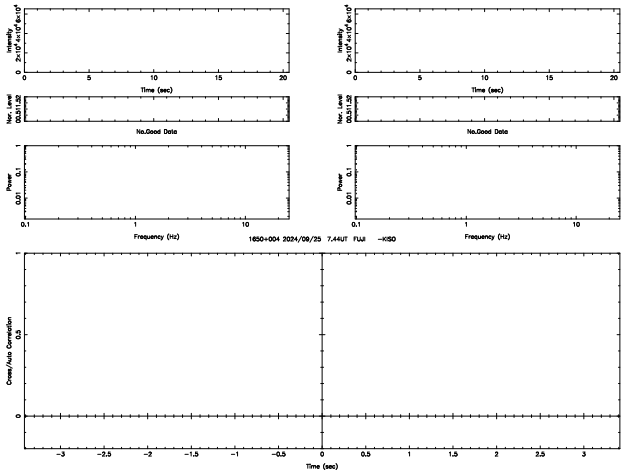
FUJI
K20240925162434
No.Good Data
No.Good Data
1650+004 2024/09/25 7.44UT FUJI -KISO
Time (sec)
Frequency (Hz)
Cross/Auto Correlation