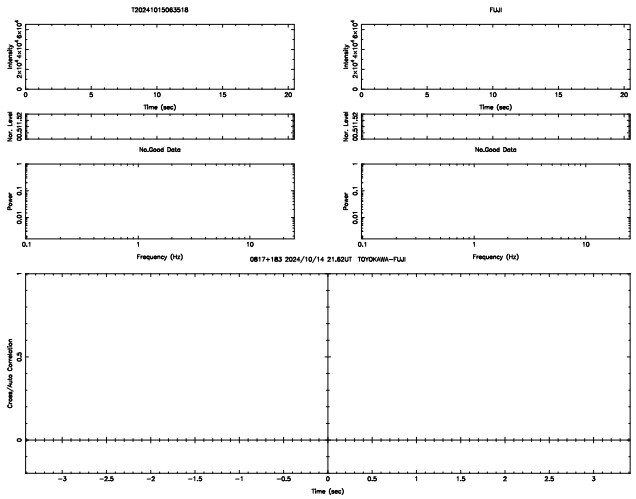
T20241015063518
FUJI
No.Good Data
No.Good Data
0817+183 2024/10/14 21.62UT TOYOKAWA-FUJI

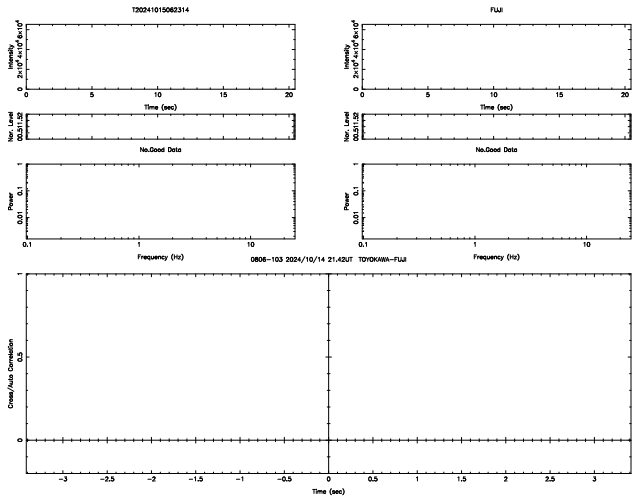
T20241015062314
FUJI
No.Good Data
No.Good Data
0806-103 2024/10/14 21.42UT TOYOKAWA-FUJI

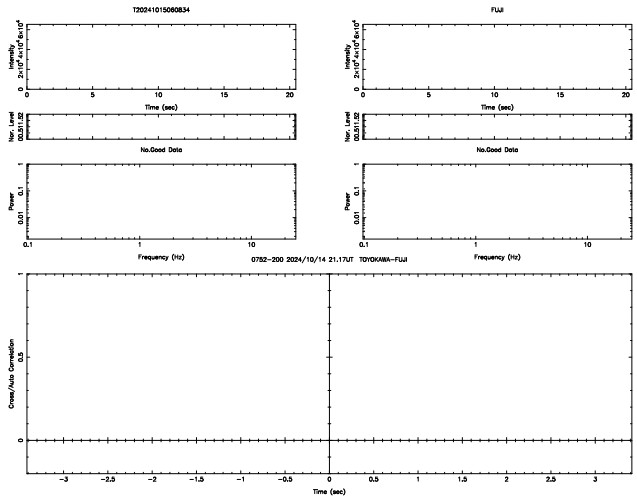
T20241015060834
FUJI
No.Good Data
No.Good Data
0752-200 2024/10/14 21.17UT TOYOKAWA-FUJI

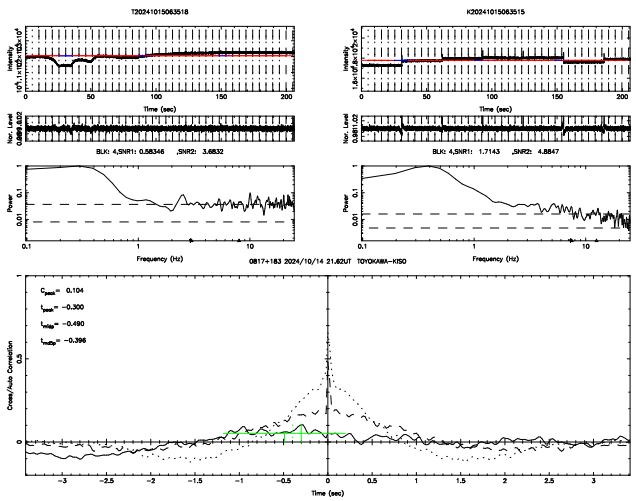
T20241015063518
K20241015063515
BLK: 4,SNR1: 0.58346 ,SNR2: 3.6832
BLK: 4,SNR1: 1.7143 ,SNR2: 4.8847
0817+183 2024/10/14 21.62UT TOYOKAWA-KISO
C peak = 0.104
t peak = -0.300
t edge = -0.490
t edge = -0.396

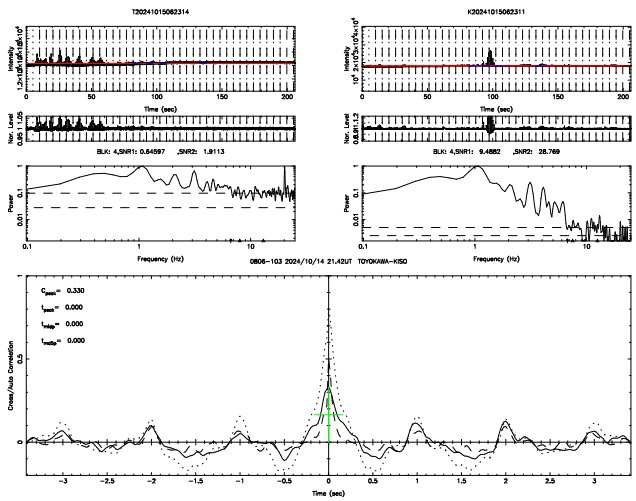
T20241015062314
K20241015062311
BLK: 4,SNR1: 0.64597 ,SNR2: 1.9113
BLK: 4,SNR1: 9.4882 ,SNR2: 28.769
0806-103 2024/10/14 21.42UT TOYOKAWA-KISO
C peak = 0.330
t peak = 0.000
t edge = 0.000
t edge = 0.000

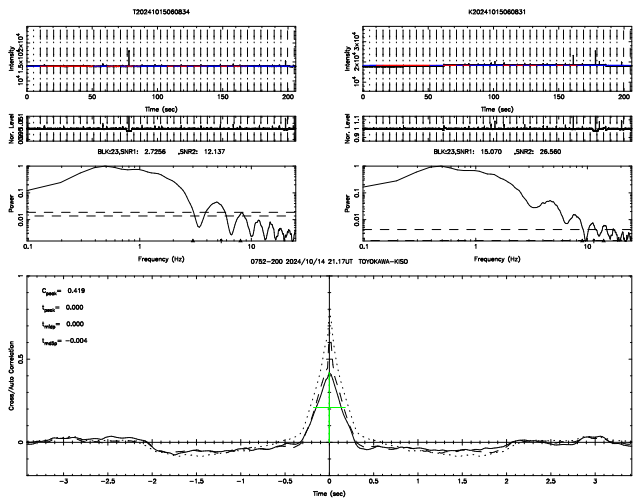
T20241015060834
K20241015060831
BLK:23,SNR1: 2.7256 ,SNR2: 12.137
BLK:23,SNR1: 15.070 ,SNR2: 26.560
0752-200 2024/10/14 21.17UT TOYOKAWA-KISO
C peak = 0.419
t peak = 0.000
t edge = 0.000
t edge = -0.004

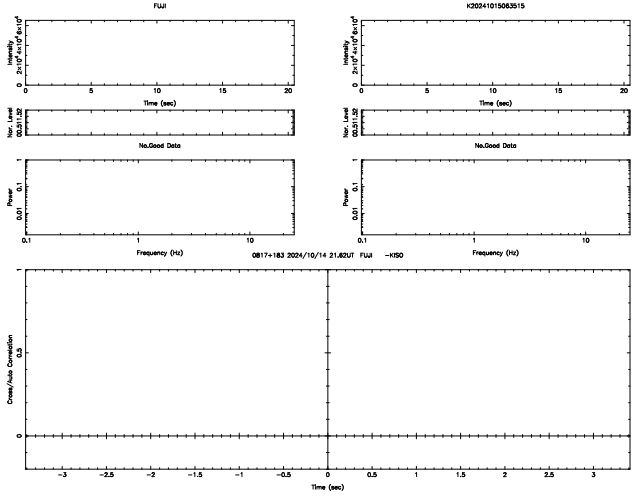
FUJI
K20241015063515
No.Good Data
No.Good Data
0817+183 2024/10/14 21.62UT FUJI -KISO

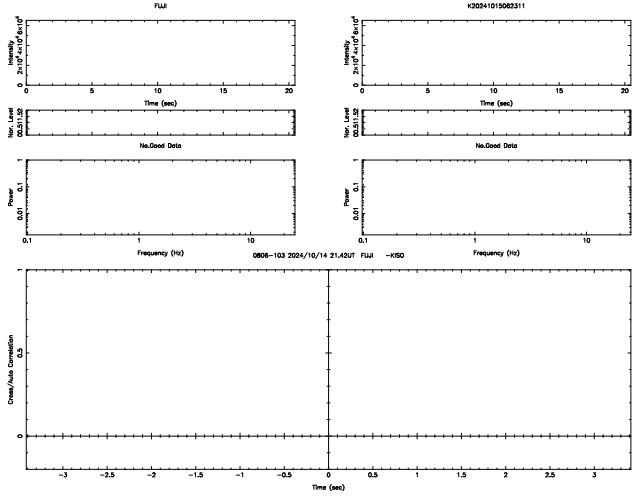
FUJI
K20241015062311
No.Good Data
No.Good Data
0806-103 2024/10/14 21.42UT FUJI -KISO

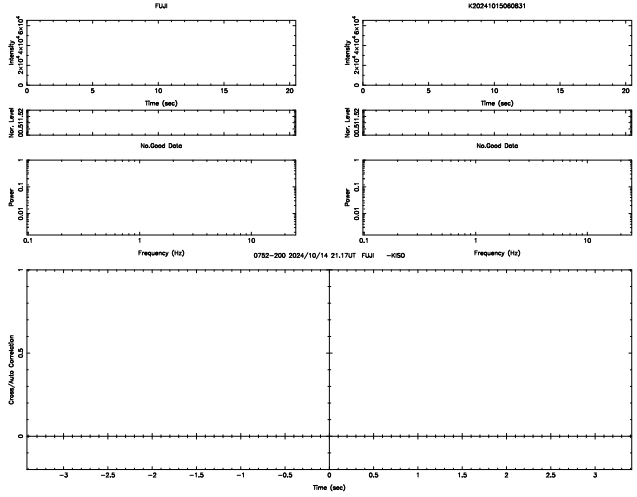
FUJI
K20241015060831
No.Good Data
No.Good Data
0752-200 2024/10/14 21.17UT FUJI -KISO

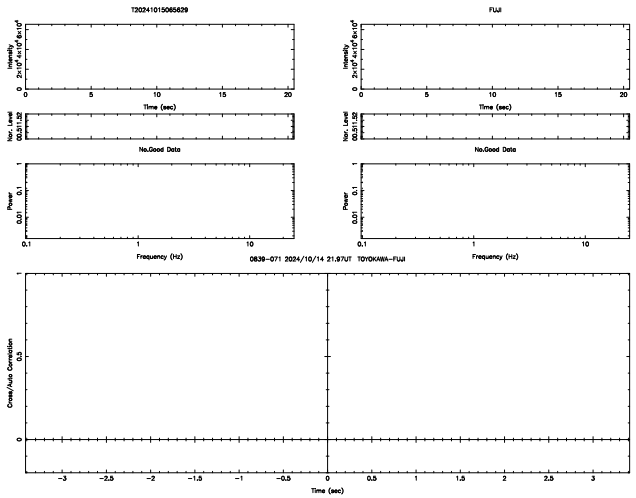
T20241015065629
FUJI
No.Good Data
No.Good Data
0839−071 2024/10/14 21.97UT TOYOKAWA−FUJI

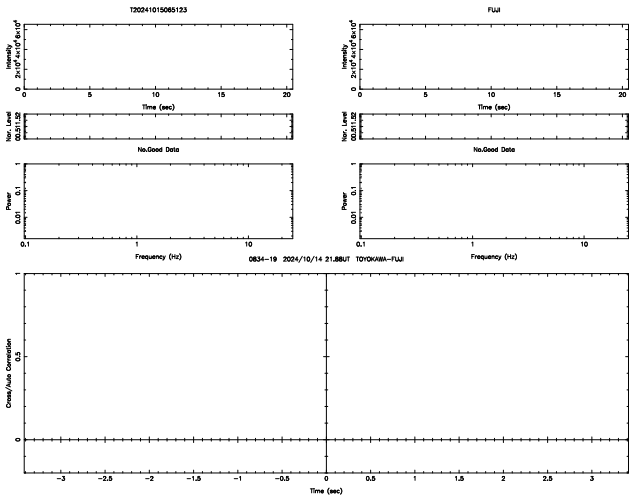
T20241015065123
FUJI
No.Good Data
No.Good Data
0834−19 2024/10/14 21.88UT TOYOKAWA−FUJI

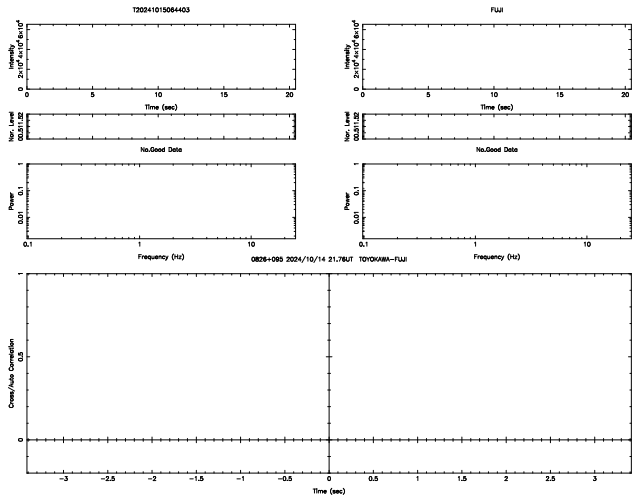
T20241015064403
FUJI
No.Good Data
No.Good Data
0826+095 2024/10/14 21.76UT TOYOKAWA−FUJI

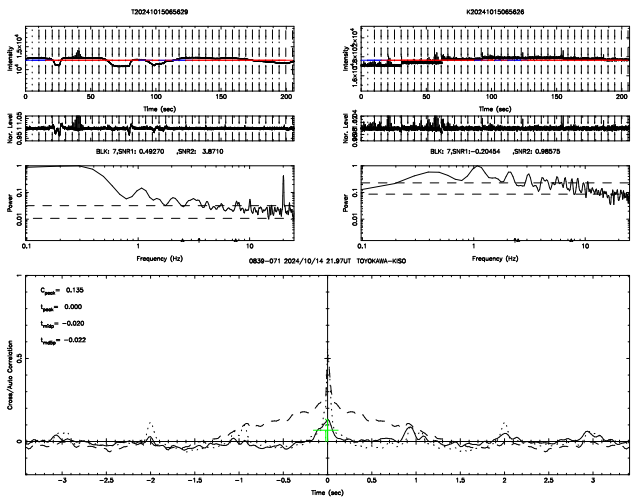
T20241015065629
K20241015065626
BLK: 7,SNR1: 0.49270 ,SNR2: 3.8710
BLK: 7,SNR1:−0.20454 ,SNR2: 0.98575
0839−071 2024/10/14 21.97UT TOYOKAWA−KISO
C_{peak}= 0.135
t_{peak}= 0.000
t_{rise}= −0.020
t_{rise}= −0.022

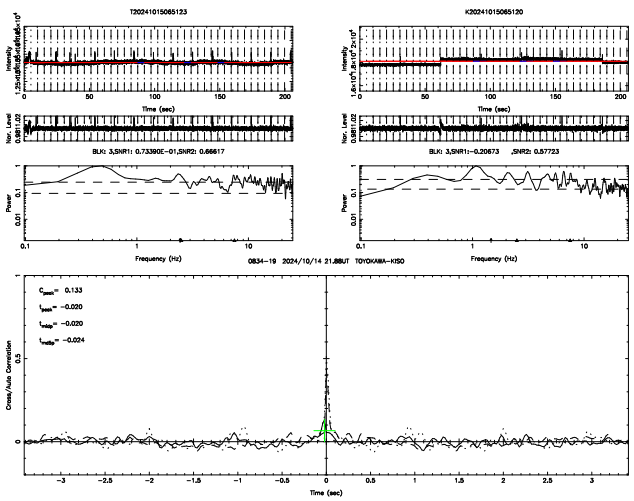
T20241015065123
K20241015065120
BLK: 3,SNR1: 0.73390E−01,SNR2: 0.66617
BLK: 3,SNR1:−0.20673 ,SNR2: 0.57723
0834−19 2024/10/14 21.88UT TOYOKAWA−KISO
C_{peak}= 0.133
t_{peak}= −0.020
t_{rise}= −0.020
t_{rise}= −0.024

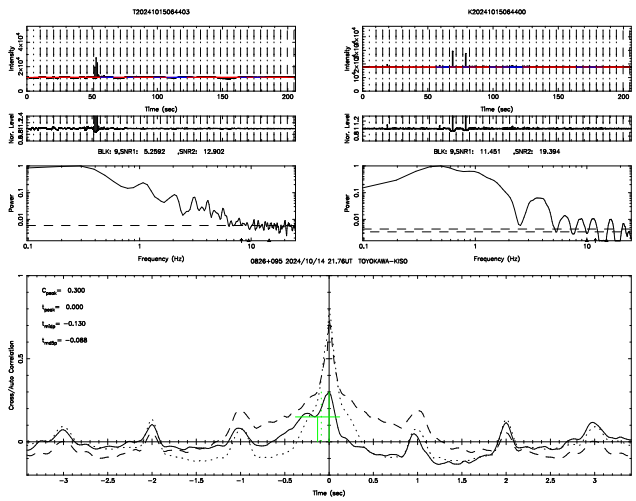
T20241015064403
K20241015064400
BLK: 9,SNR1: 5.2592 ,SNR2: 12.902
BLK: 9,SNR1: 11.451 ,SNR2: 19.394
0826+095 2024/10/14 21.76UT TOYOKAWA−KISO
C_{peak}= 0.300
t_{peak}= 0.000
t_{rise}= −0.130
t_{rise}= −0.088

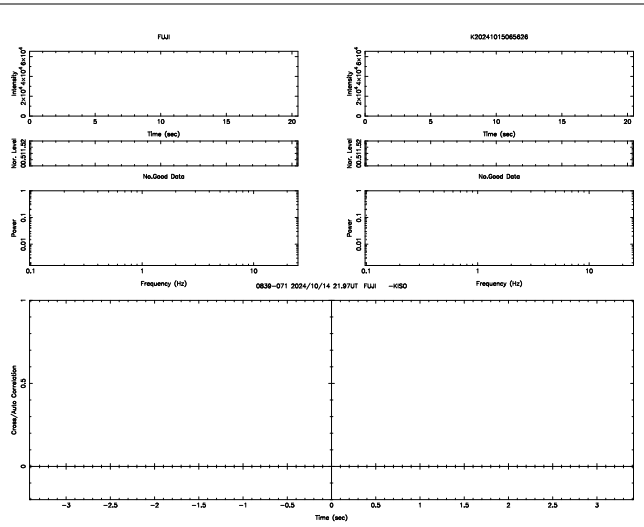
FUJI
K20241015065626
No.Good Data
No.Good Data
0839−071 2024/10/14 21.97UT FUJI −KISO

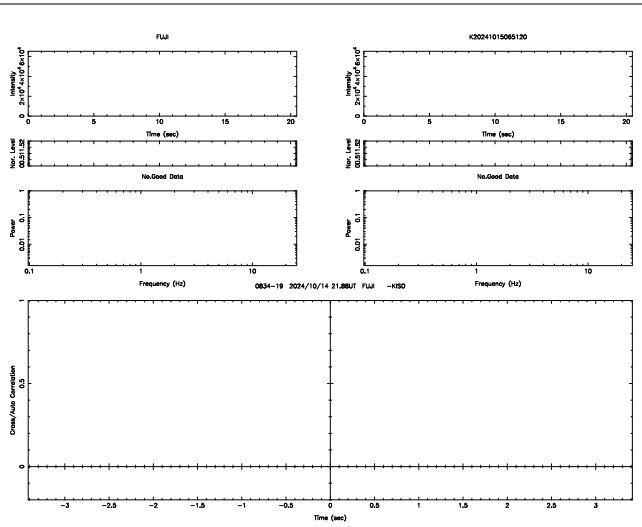
FUJI
K20241015065120
No.Good Data
No.Good Data
0834−19 2024/10/14 21.88UT FUJI −KISO

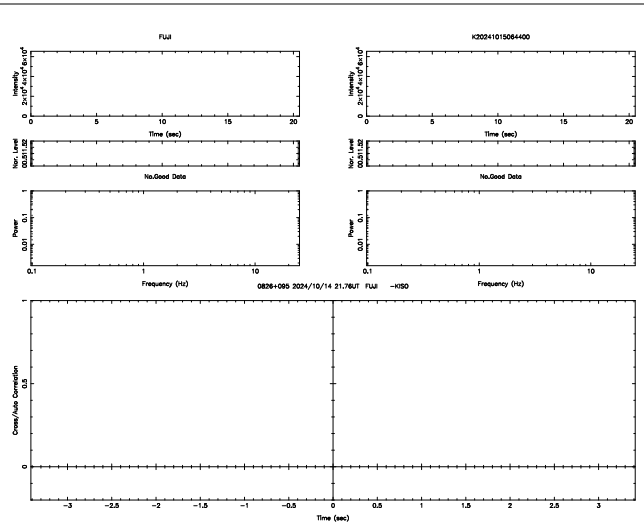
FUJI
K20241015064400
No.Good Data
No.Good Data
0826+095 2024/10/14 21.76UT FUJI −KISO

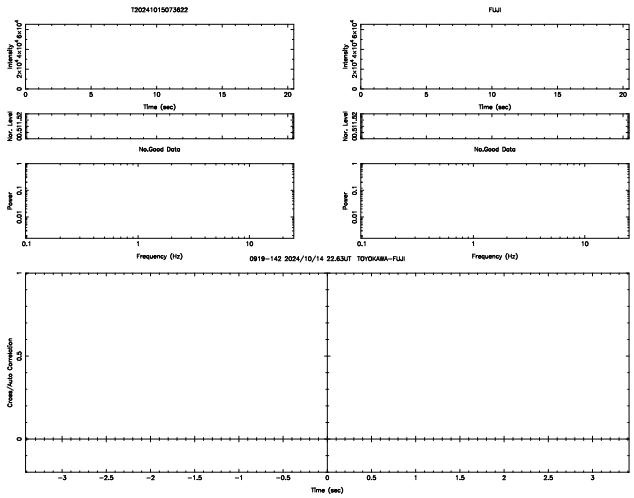
T20241015073622
FUJI
No.Good Data
No.Good Data
0919−142 2024/10/14 22.63UT TOYOKAWA−FUJI

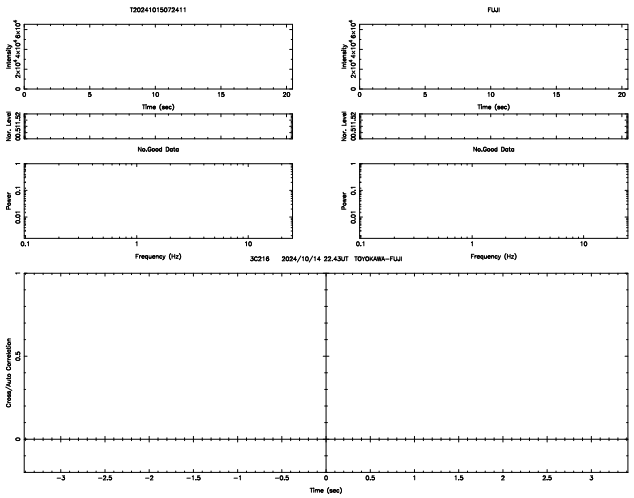
T20241015072411
FUJI
No.Good Data
No.Good Data
3C216 2024/10/14 22.43UT TOYOKAWA−FUJI

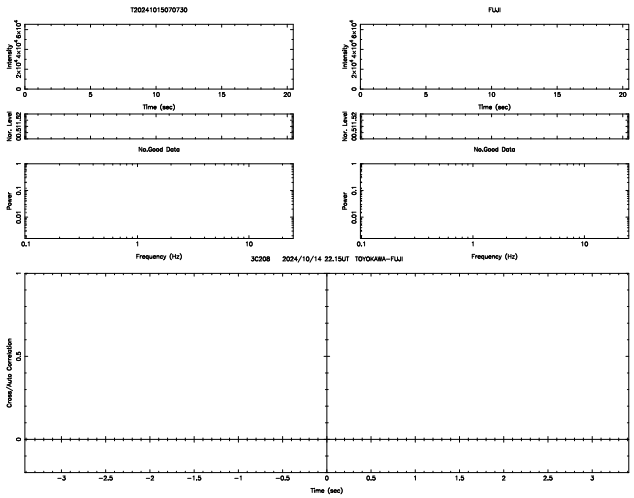
T20241015070730
FUJI
No.Good Data
No.Good Data
3C208 2024/10/14 22.15UT TOYOKAWA−FUJI

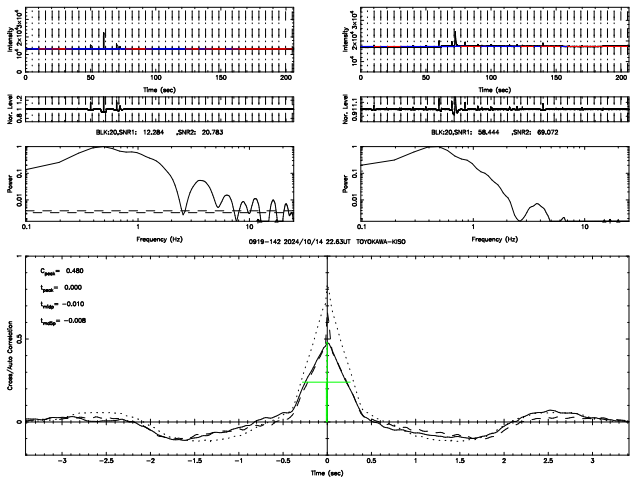
T20241015073622
K20241015073619
BLK:20,SNR1: 12.284 ,SNR2: 20.783
BLK:20,SNR1: 58.444 ,SNR2: 69.072
0919−142 2024/10/14 22.63UT TOYOKAWA−KISO
C peak= 0.480
t peak= 0.000
t edge= −0.010
t edge= −0.008

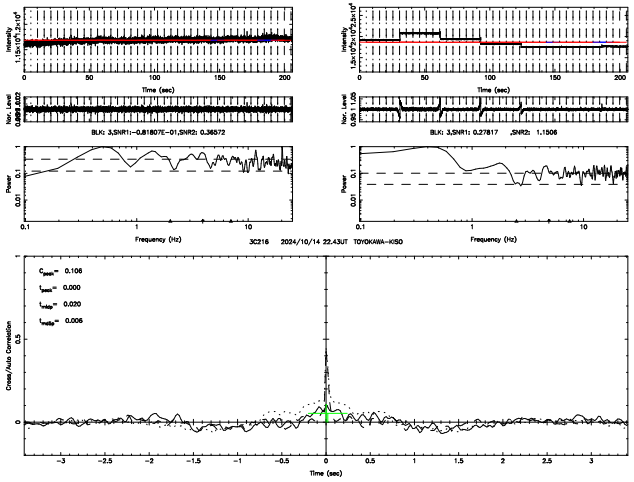
T20241015072411
K20241015072408
BLK: 3,SNR1:−0.818076E−01,SNR2: 0.36572
BLK: 3,SNR1: 0.27817 ,SNR2: 1.1506
3C216 2024/10/14 22.43UT TOYOKAWA−KISO
C peak= 0.105
t peak= 0.000
t edge= 0.020
t edge= 0.006

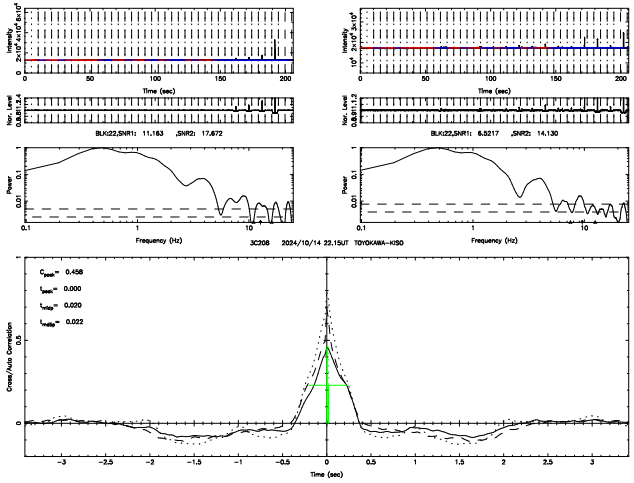
T20241015070730
K20241015070727
BLK:22,SNR1: 11.163 ,SNR2: 17.672
BLK:22,SNR1: 5.5217 ,SNR2: 14.130
3C208 2024/10/14 22.15UT TOYOKAWA−KISO
C peak= 0.458
t peak= 0.000
t edge= 0.020
t edge= 0.022

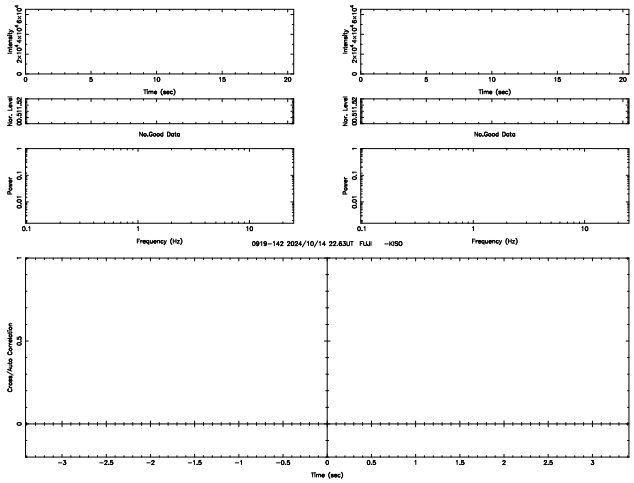
FUJI
K20241015073619
No.Good Data
No.Good Data
0919−142 2024/10/14 22.63UT FUJI −KISO

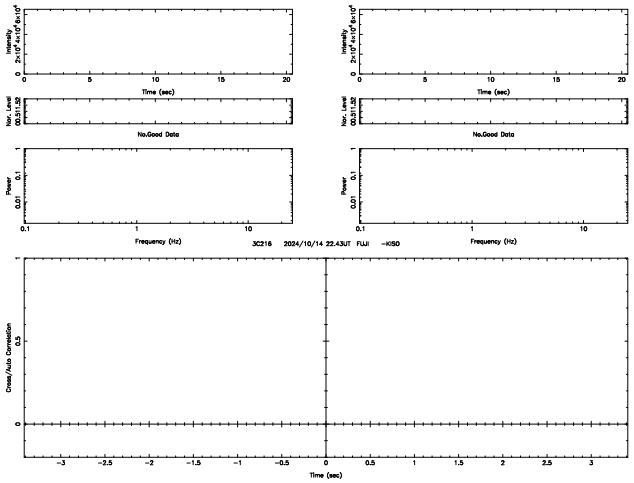
FUJI
K20241015072408
No.Good Data
No.Good Data
3C216 2024/10/14 22.43UT FUJI −KISO

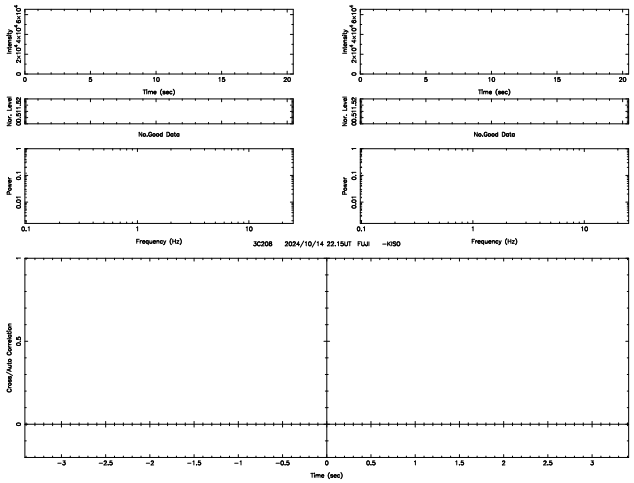
FUJI
K20241015070727
No.Good Data
No.Good Data
3C208 2024/10/14 22.15UT FUJI −KISO

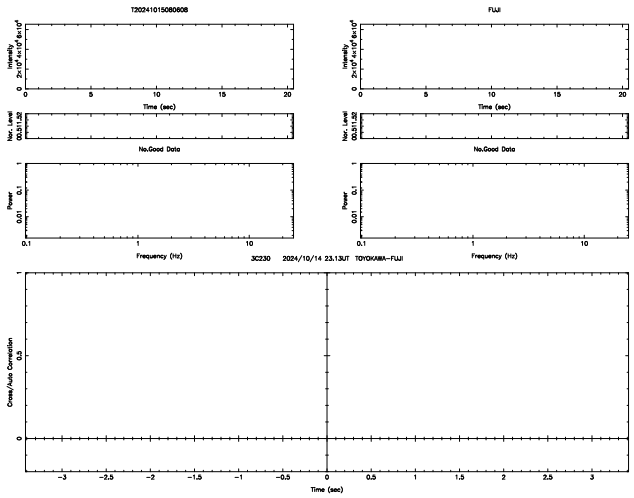
T20241015080608
FUJI
No.Good Data
No.Good Data
3C230 2024/10/14 23.13UT TOYOKAWA-FUJI
Time (sec)
Frequency (Hz)
Cross/Auto Correlation

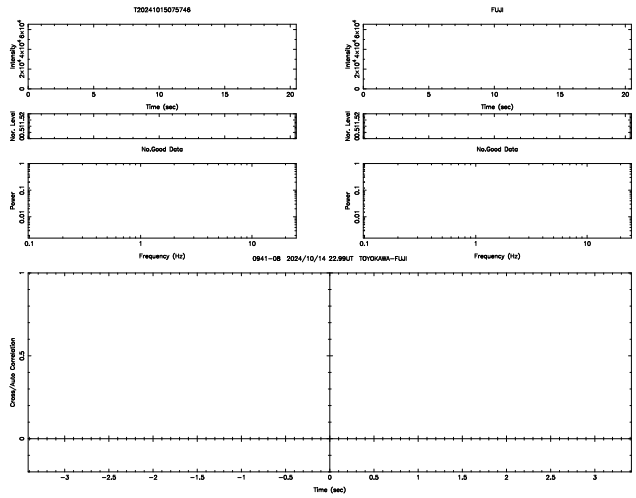
T20241015075746
FUJI
No.Good Data
No.Good Data
0941-08 2024/10/14 22.99UT TOYOKAWA-FUJI
Time (sec)
Frequency (Hz)
Cross/Auto Correlation

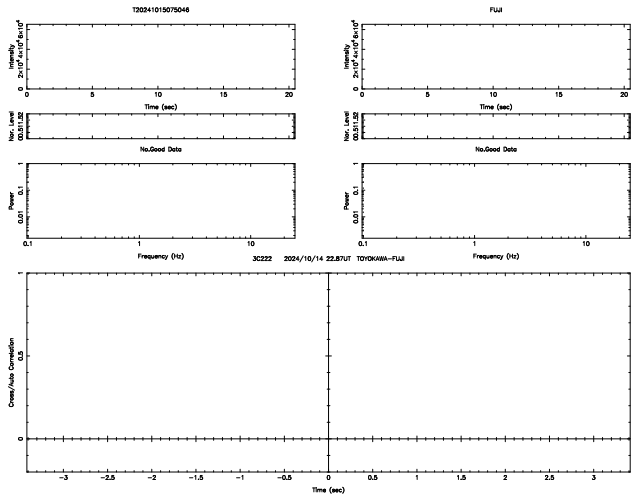
T20241015075046
FUJI
No.Good Data
No.Good Data
3C222 2024/10/14 22.87UT TOYOKAWA-FUJI
Time (sec)
Frequency (Hz)
Cross/Auto Correlation

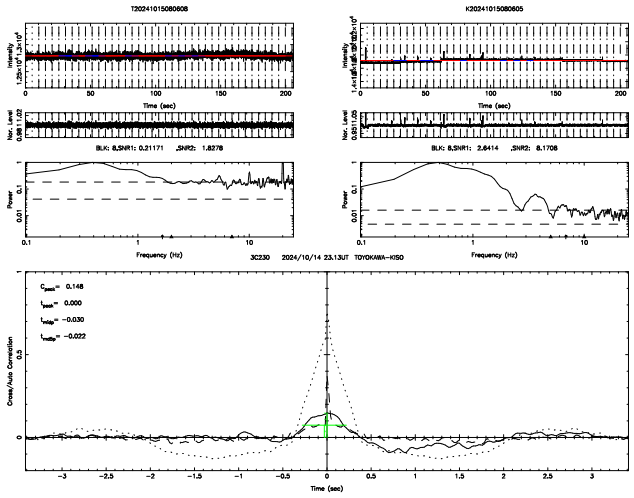
T20241015080608
K20241015080605
BLK: 8,SNR1: 0.21171 ,SNR2: 1.8278
BLK: 8,SNR1: 2.6414 ,SNR2: 8.1708
3C230 2024/10/14 23.13UT TOYOKAWA-KISO
C_peak= 0.148
t_peak= 0.000
t_edge= −0.030
t_edge= −0.022
Time (sec)
Frequency (Hz)
Cross/Auto Correlation

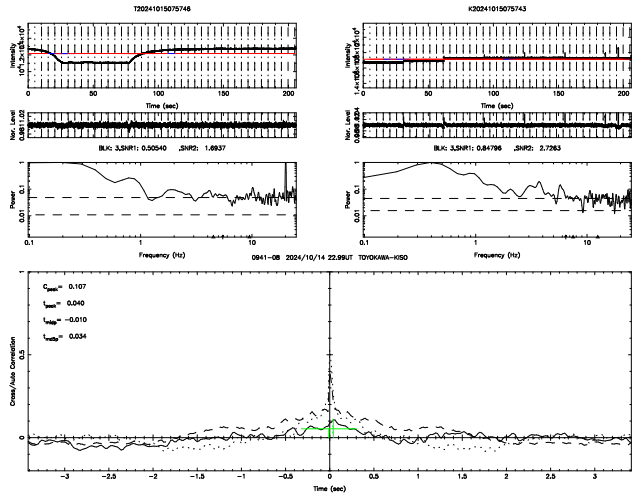
T20241015075746
K20241015075743
BLK: 3,SNR1: 0.50540 ,SNR2: 1.6937
BLK: 3,SNR1: 0.84796 ,SNR2: 2.7263
0941-08 2024/10/14 22.99UT TOYOKAWA-KISO
C_peak= 0.107
t_peak= 0.040
t_edge= −0.010
t_edge= 0.034
Time (sec)
Frequency (Hz)
Cross/Auto Correlation

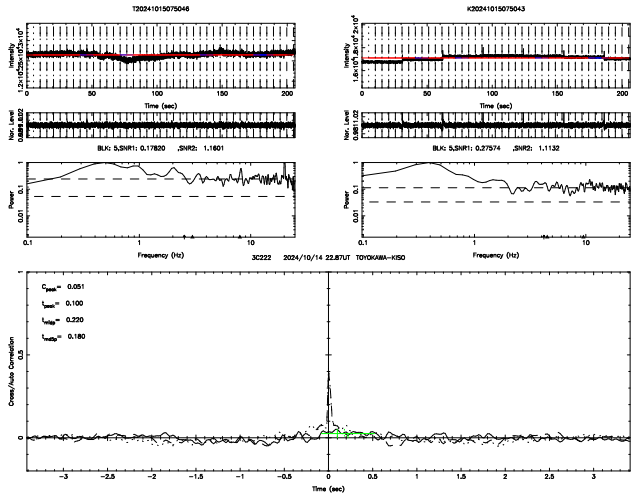
T20241015075046
K20241015075043
BLK: 5,SNR1: 0.17820 ,SNR2: 1.1601
BLK: 5,SNR1: 0.27574 ,SNR2: 1.1132
3C222 2024/10/14 22.87UT TOYOKAWA-KISO
C_peak= 0.051
t_peak= 0.100
t_edge= 0.220
t_edge= 0.180
Time (sec)
Frequency (Hz)
Cross/Auto Correlation

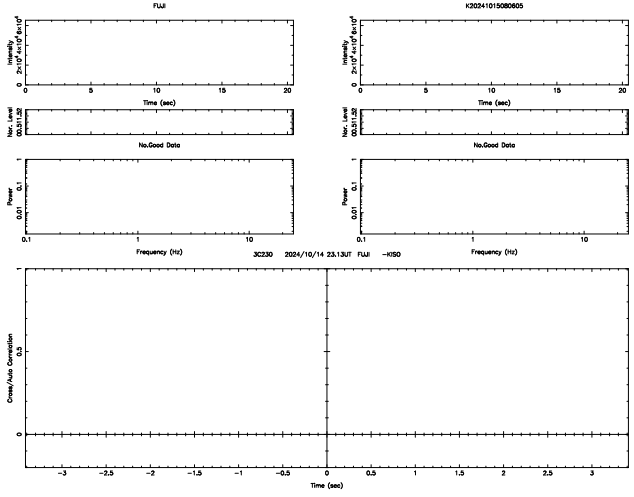
FUJI
K20241015080605
No.Good Data
No.Good Data
3C230 2024/10/14 23.13UT FUJI -KISO
Time (sec)
Frequency (Hz)
Cross/Auto Correlation

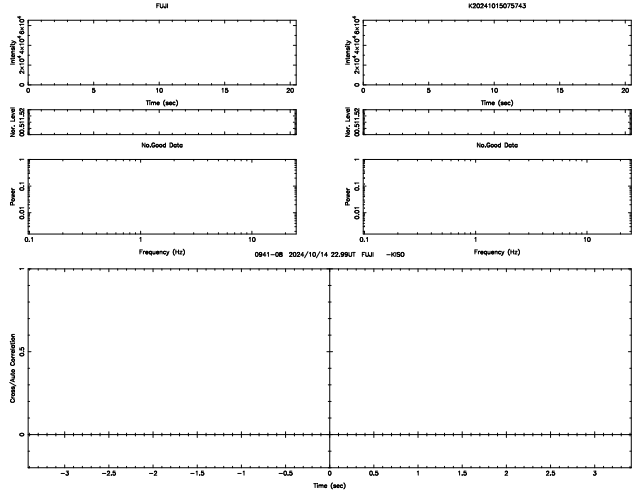
FUJI
K20241015075743
No.Good Data
No.Good Data
0941-08 2024/10/14 22.99UT FUJI -KISO
Time (sec)
Frequency (Hz)
Cross/Auto Correlation

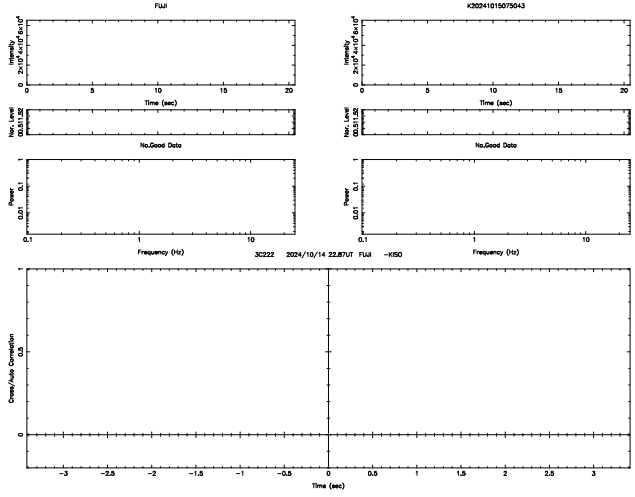
FUJI
K20241015075043
No.Good Data
No.Good Data
3C222 2024/10/14 22.87UT FUJI -KISO
Time (sec)
Frequency (Hz)
Cross/Auto Correlation

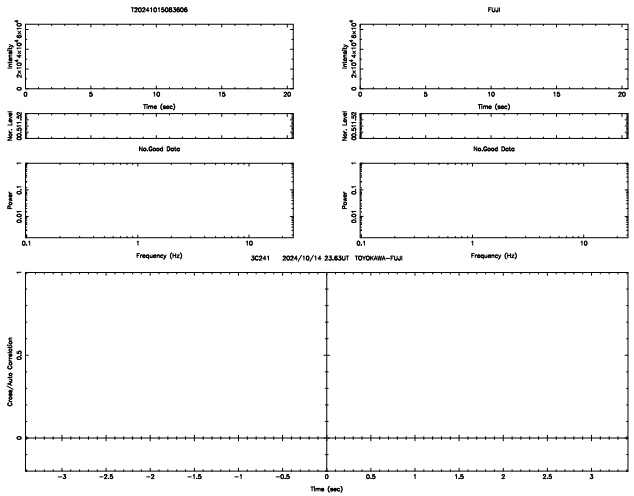
T20241015083606
FUJI
No.Good Data
No.Good Data
3C241 2024/10/14 23.63UT TOYOKAWA-FUJI

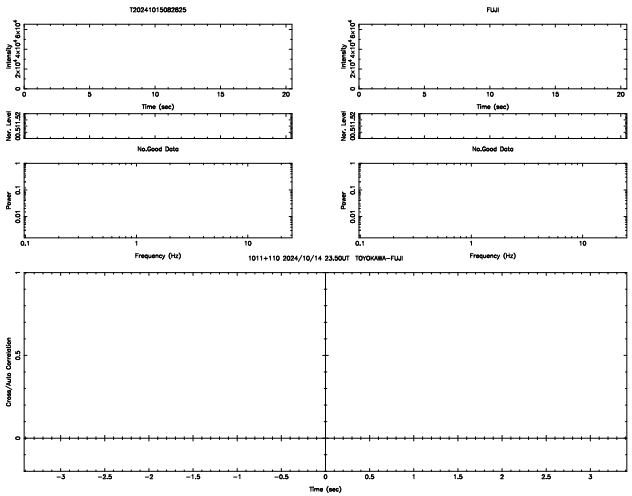
T20241015082825
FUJI
No.Good Data
No.Good Data
1011+110 2024/10/14 23.50UT TOYOKAWA-FUJI

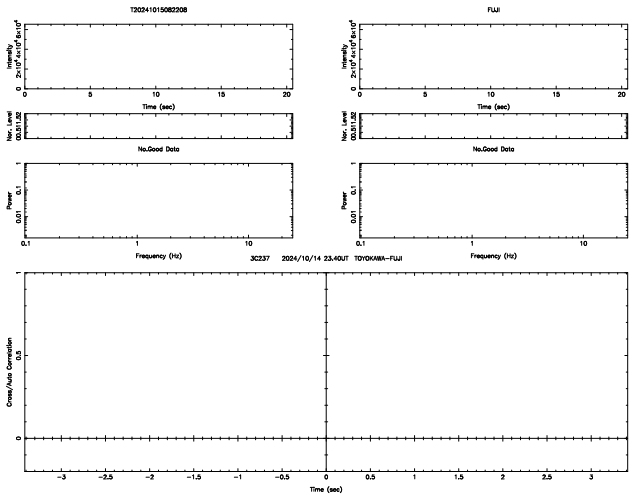
T20241015082208
FUJI
No.Good Data
No.Good Data
3C237 2024/10/14 23.40UT TOYOKAWA-FUJI

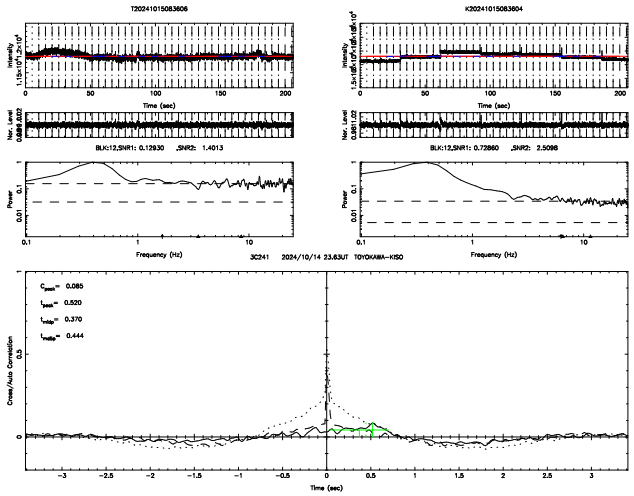
T20241015083606
K20241015083604
BLK:12,SNR1: 0.12930 ,SNR2: 1.4013
BLK:12,SNR1: 0.72860 ,SNR2: 2.5098
3C241 2024/10/14 23.63UT TOYOKAWA-KISO
C peak = 0.085
t peak = 0.520
t ntip = 0.370
t nfib = 0.444

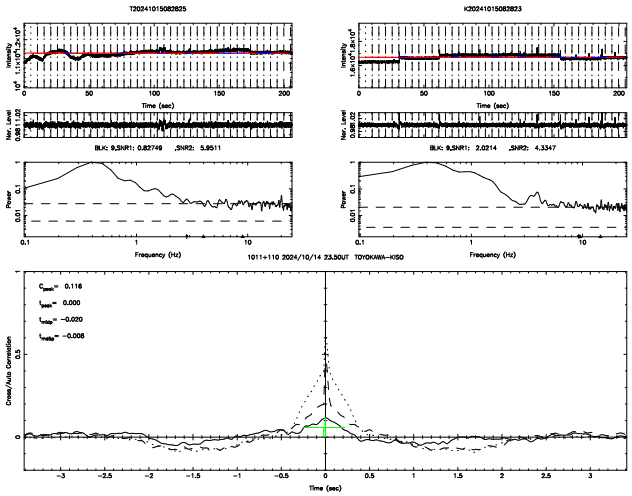
T20241015082825
K20241015082823
BLK: 9,SNR1: 0.82749 ,SNR2: 5.9511
BLK: 9,SNR1: 2.0214 ,SNR2: 4.3347
1011+110 2024/10/14 23.50UT TOYOKAWA-KISO
C peak = 0.116
t peak = 0.000
t ntip = −0.020
t nfib = −0.008

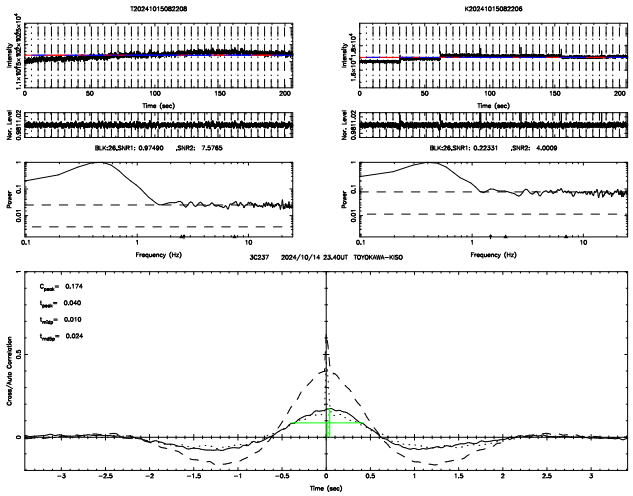
T20241015082208
K20241015082206
BLK:26,SNR1: 0.97490 ,SNR2: 7.5785
BLK:26,SNR1: 0.22331 ,SNR2: 4.0009
3C237 2024/10/14 23.40UT TOYOKAWA-KISO
C peak = 0.174
t peak = 0.040
t ntip = 0.010
t nfib = 0.024

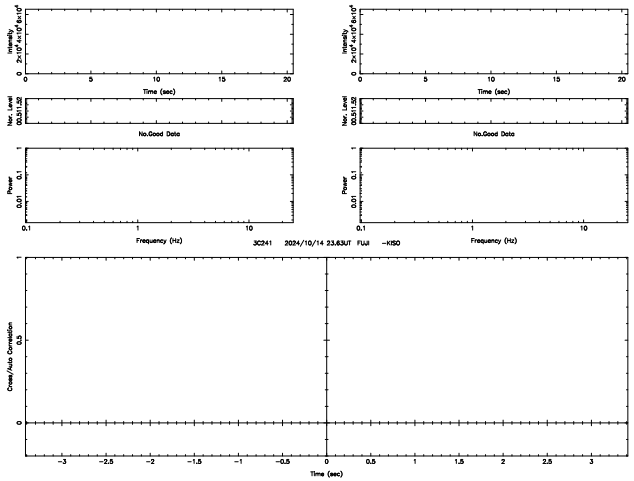
FUJI
K20241015083604
No.Good Data
No.Good Data
3C241 2024/10/14 23.63UT FUJI -KISO

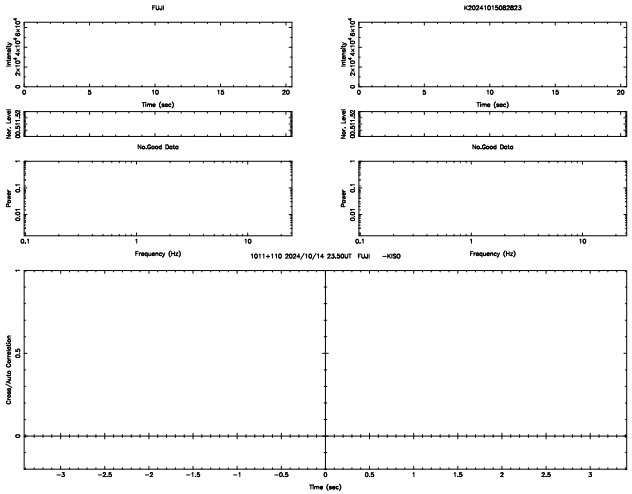
FUJI
K20241015082823
No.Good Data
No.Good Data
1011+110 2024/10/14 23.50UT FUJI -KISO

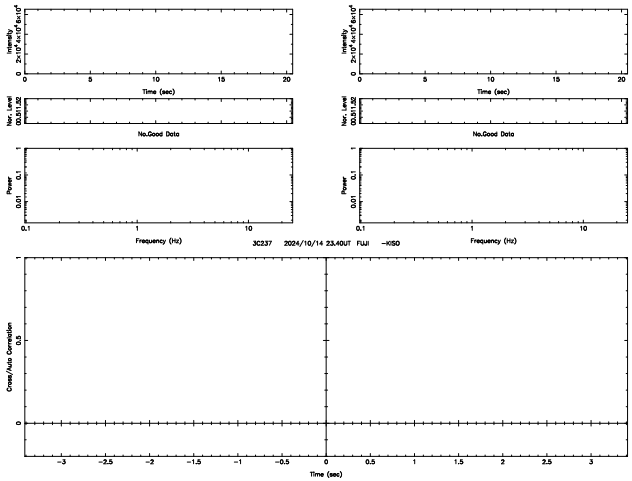
FUJI
K20241015082206
No.Good Data
No.Good Data
3C237 2024/10/14 23.40UT FUJI -KISO

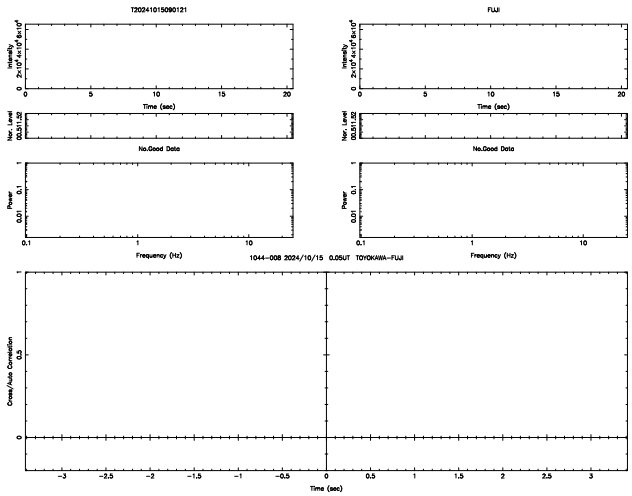
T20241015090121
FUJI
No.Good Data
No.Good Data
1044-008 2024/10/15 0.05UT TOYOKAWA-FUJI

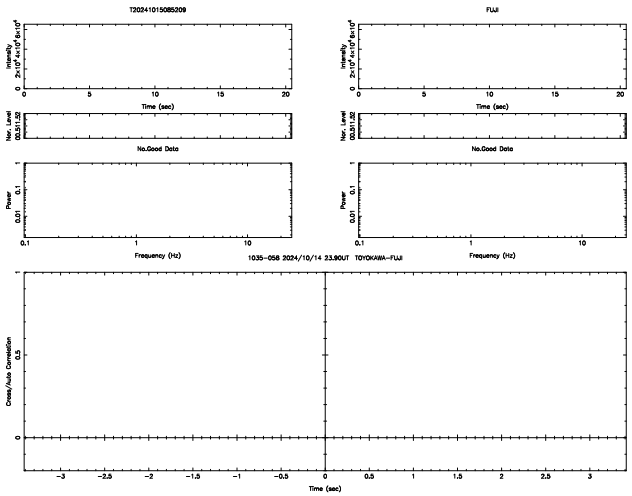
T20241015085209
FUJI
No.Good Data
No.Good Data
1035-058 2024/10/14 23.90UT TOYOKAWA-FUJI

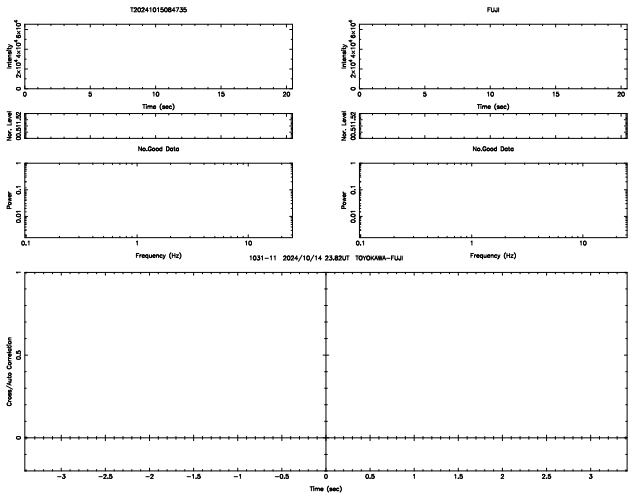
T20241015084735
FUJI
No.Good Data
No.Good Data
1031-11 2024/10/14 23.83UT TOYOKAWA-FUJI

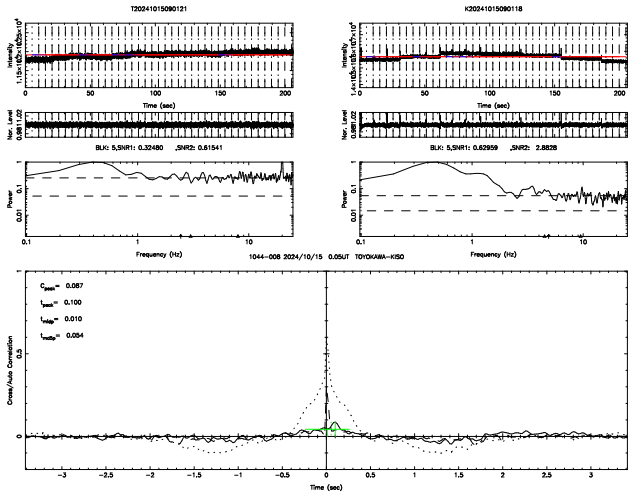
T20241015090121
K20241015090118
BLK: 5,SNR1: 0.32480 ,SNR2: 0.61541
BLK: 5,SNR1: 0.62959 ,SNR2: 2.8828
1044-008 2024/10/15 0.05UT TOYOKAWA-KISO
C peak= 0.087
t peak= 0.100
t relp= 0.010
t relm= 0.054

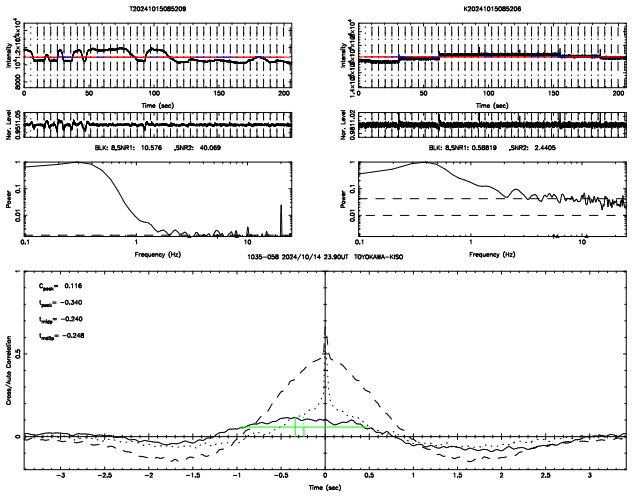
T20241015085209
K20241015085206
BLK: 5,SNR1: 10.576 ,SNR2: 40.069
BLK: 5,SNR1: 0.58819 ,SNR2: 2.4405
1035-058 2024/10/14 23.90UT TOYOKAWA-KISO
C peak= 0.116
t peak= -0.340
t relp= -0.240
t relm= -0.248

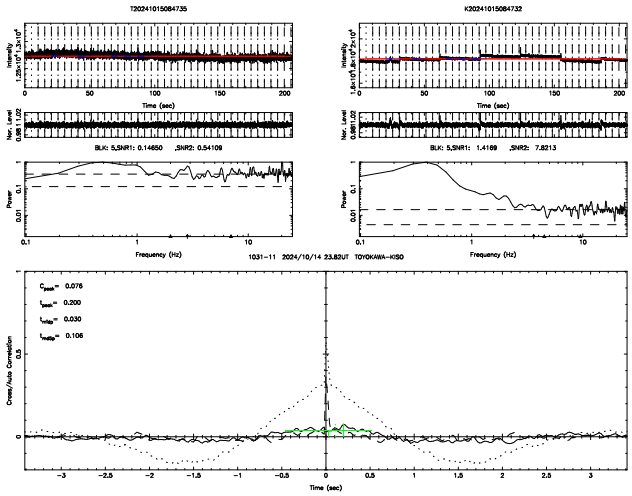
T20241015084735
K20241015084732
BLK: 5,SNR1: 0.14650 ,SNR2: 0.54109
BLK: 5,SNR1: 1.4169 ,SNR2: 7.5213
1031-11 2024/10/14 23.83UT TOYOKAWA-KISO
C peak= 0.076
t peak= 0.200
t relp= 0.030
t relm= 0.106

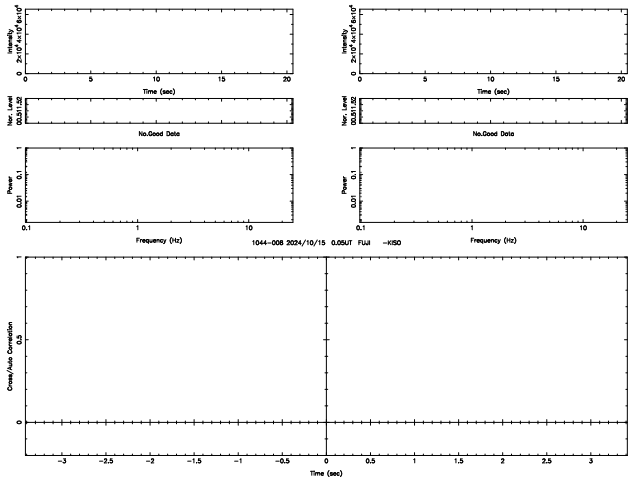
FUJI
K20241015090118
No.Good Data
No.Good Data
1044-008 2024/10/15 0.05UT FUJI -KISO

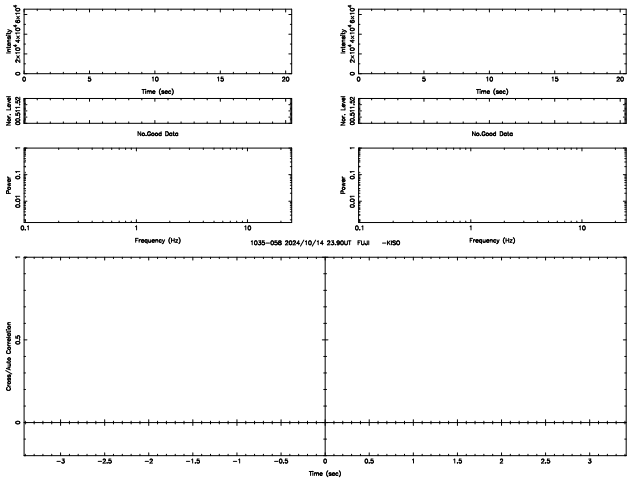
FUJI
K20241015085206
No.Good Data
No.Good Data
1035-058 2024/10/14 23.90UT FUJI -KISO

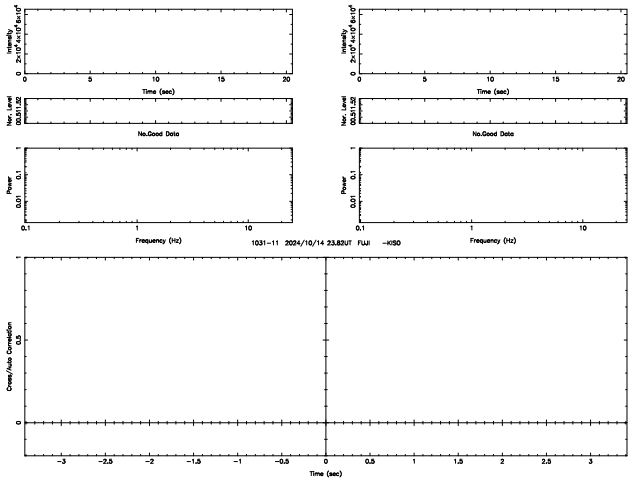
FUJI
K20241015084732
No.Good Data
No.Good Data
1031-11 2024/10/14 23.83UT FUJI -KISO

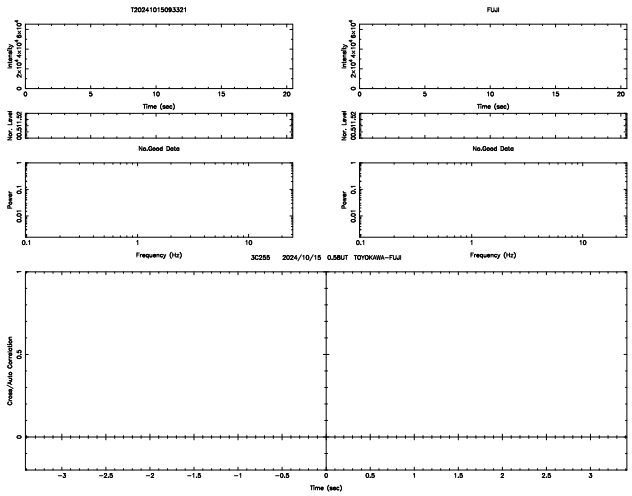
T20241015093321
FUJI
No.Good Data
3C255 2024/10/15 0.58UT TOYOKAWA-FUJI

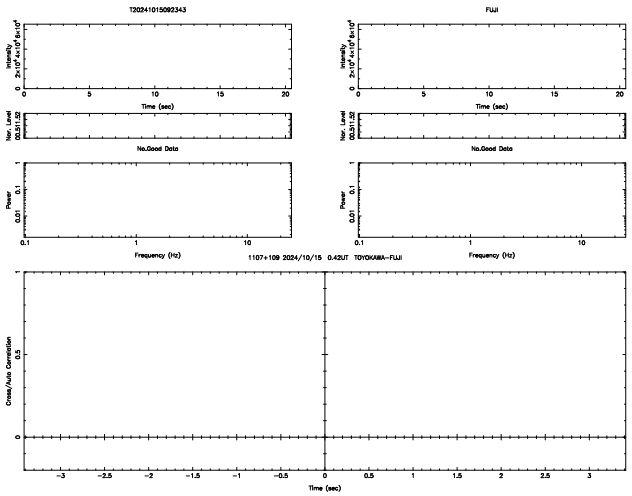
T20241015092343
FUJI
No.Good Data
1107+109 2024/10/15 0.42UT TOYOKAWA-FUJI

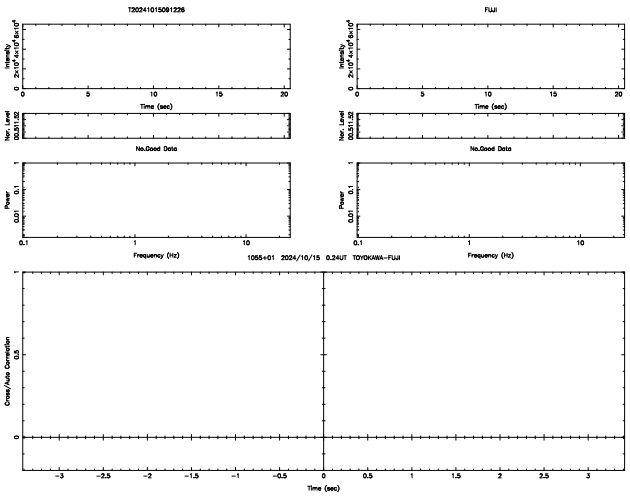
T20241015091226
FUJI
No.Good Data
1055+01 2024/10/15 0.24UT TOYOKAWA-FUJI

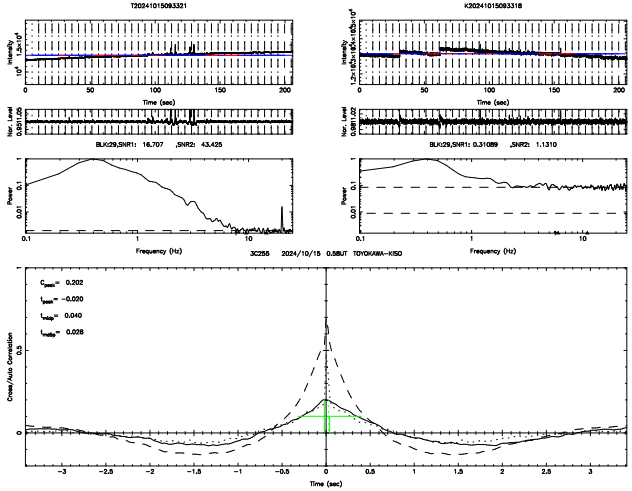
T20241015093321
K20241015093318
BLK:29,SNR1: 16.707 ,SNR2: 43.425
BLK:29,SNR1: 0.31089 ,SNR2: 1.1310
3C255 2024/10/15 0.58UT TOYOKAWA-KISO
C peak= 0.202
t peak= -0.020
t edge= 0.040
t edge= 0.028

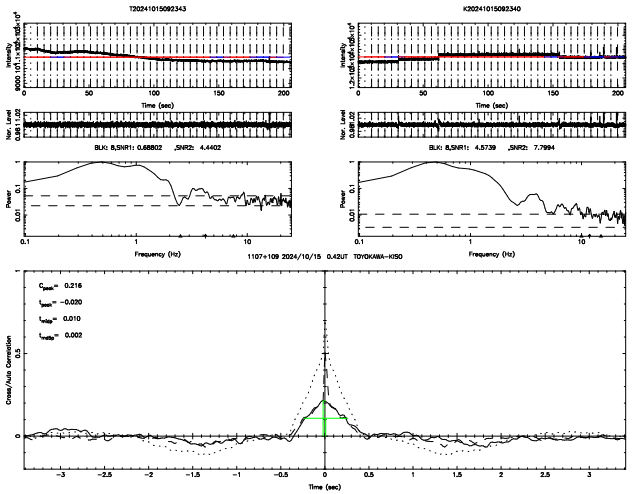
T20241015092343
K20241015092340
BLK: 8,SNR1: 0.68802 ,SNR2: 4.4402
BLK: 8,SNR1: 4.5739 ,SNR2: 7.7994
1107+109 2024/10/15 0.42UT TOYOKAWA-KISO
C peak= 0.216
t peak= -0.020
t edge= 0.010
t edge= 0.002

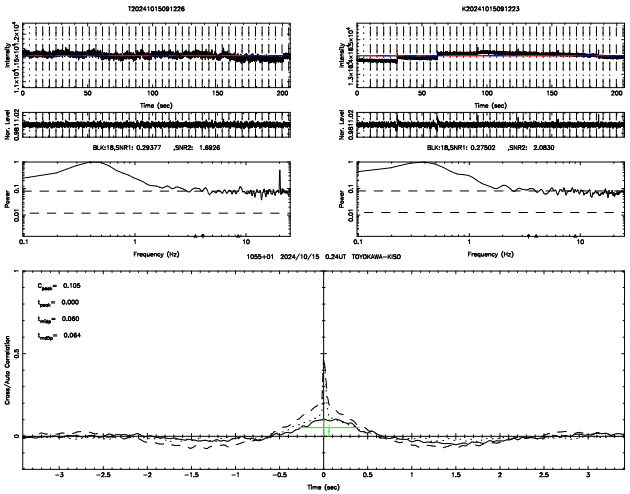
T20241015091226
K20241015091223
BLK:18,SNR1: 0.29377 ,SNR2: 1.6926
BLK:18,SNR1: 0.37502 ,SNR2: 2.0830
1055+01 2024/10/15 0.24UT TOYOKAWA-KISO
C peak= 0.105
t peak= 0.000
t edge= 0.060
t edge= 0.064

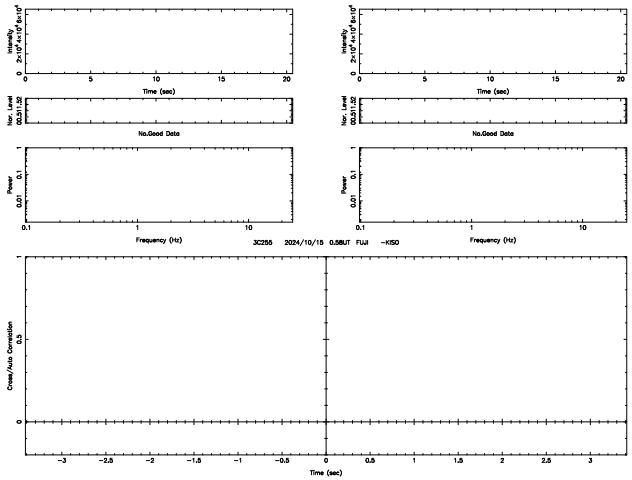
FUJI
K20241015093318
No.Good Data
3C255 2024/10/15 0.58UT FUJI -KISO

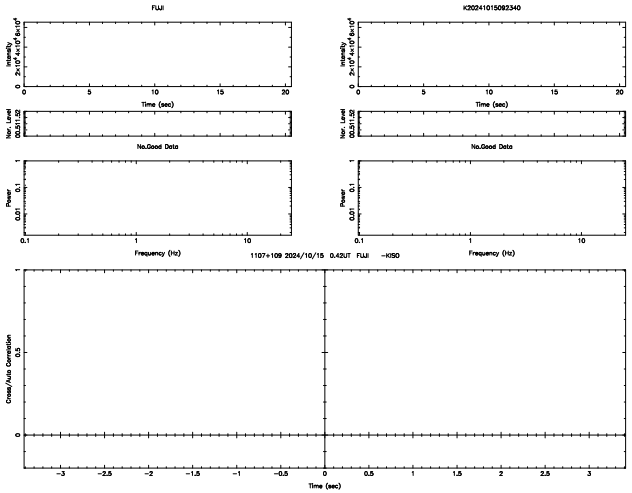
FUJI
K20241015092340
No.Good Data
1107+109 2024/10/15 0.42UT FUJI -KISO

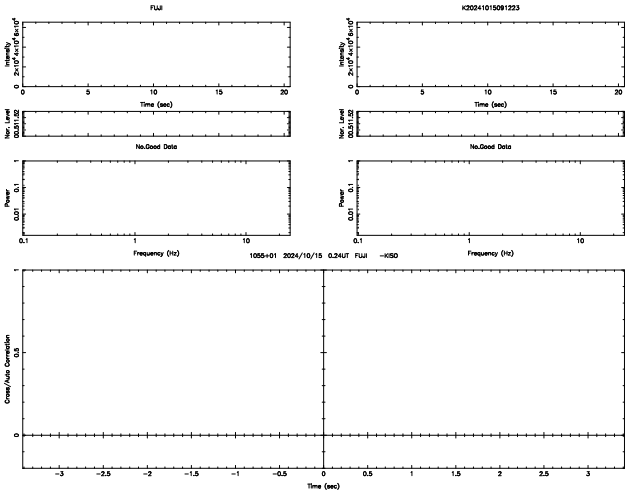
FUJI
K20241015091223
No.Good Data
1055+01 2024/10/15 0.24UT FUJI -KISO

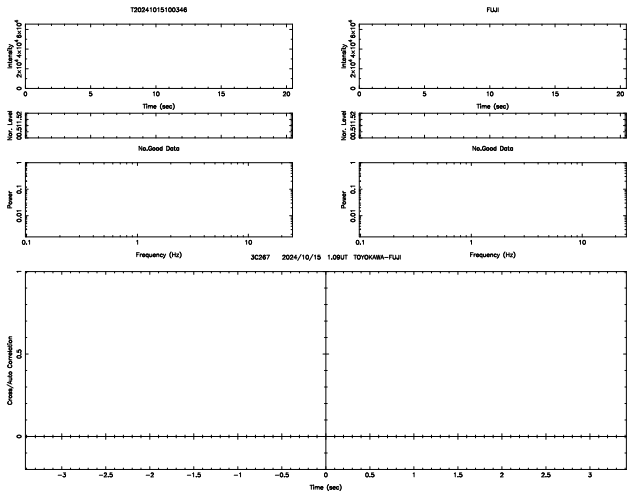
T20241015100346
FUJI
No.Good Data
No.Good Data
3C267 2024/10/15 1.09UT TOYOKAWA-FUJI

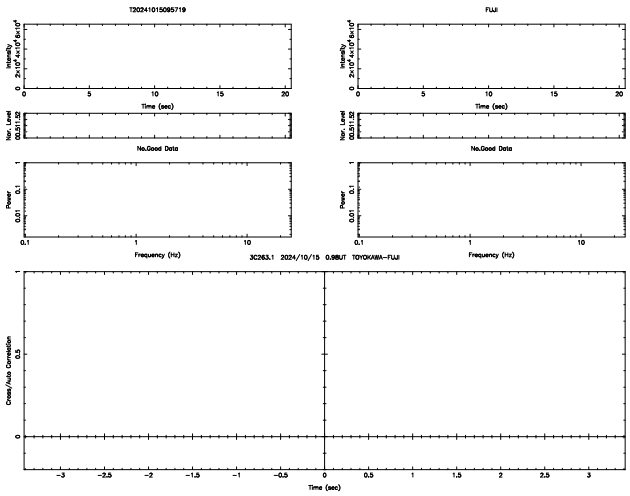
T20241015095719
FUJI
No.Good Data
No.Good Data
3C263.1 2024/10/15 0.98UT TOYOKAWA-FUJI

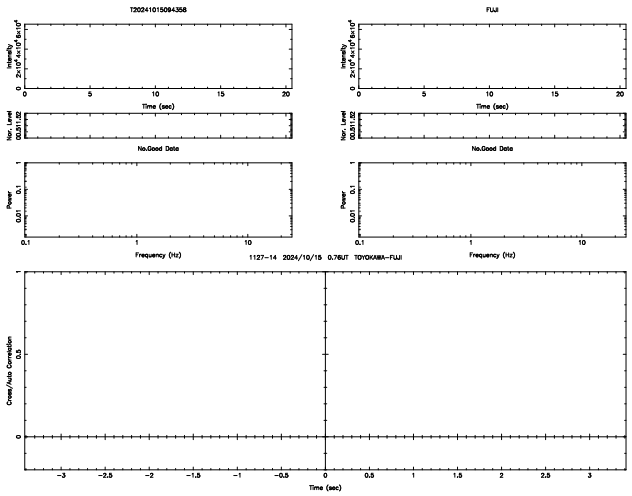
T20241015094358
FUJI
No.Good Data
No.Good Data
1127-14 2024/10/15 0.76UT TOYOKAWA-FUJI

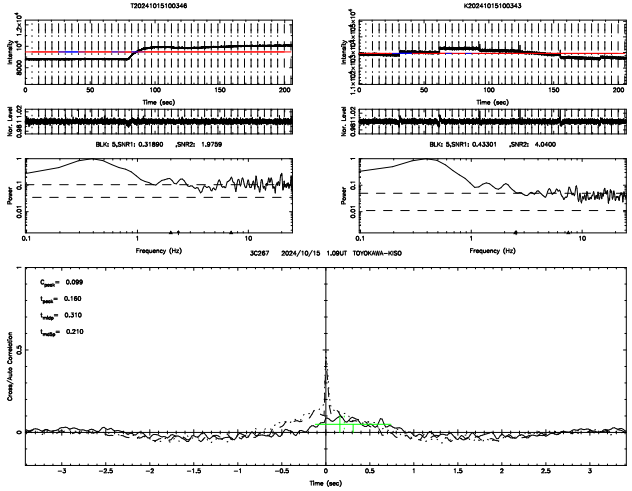
T20241015100346
K20241015100343
BLK; 5,SNR1: 0.31890 ,SNR2: 1.9759
BLK; 5,SNR1: 0.43301 ,SNR2: 4.0400
3C267 2024/10/15 1.09UT TOYOKAWA-KISO
Cpeak= 0.099
tpeak= 0.160
tratio= 0.310
tmdlw= 0.210

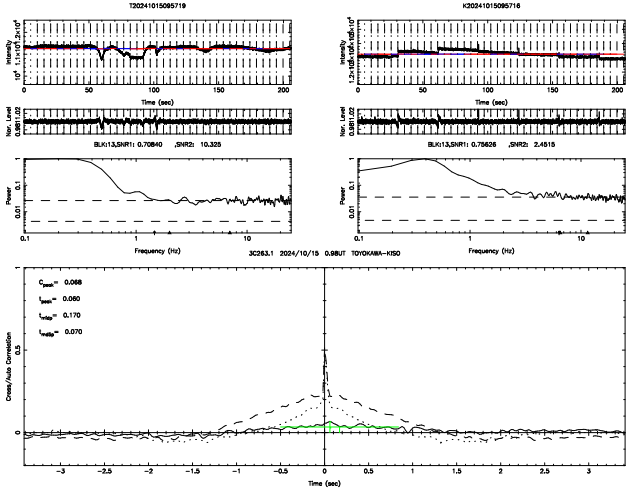
T20241015095719
K20241015095716
BLK13,SNR1: 0.70840 ,SNR2: 10.325
BLK13,SNR1: 0.78626 ,SNR2: 2.4515
3C263.1 2024/10/15 0.98UT TOYOKAWA-KISO
Cpeak= 0.068
tpeak= 0.060
tratio= 0.170
tmdlw= 0.070

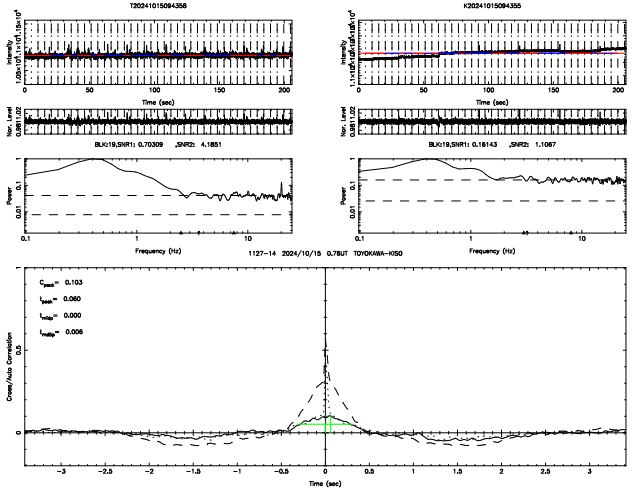
T20241015094358
K20241015094355
BLK19,SNR1: 0.70309 ,SNR2: 4.1851
BLK19,SNR1: 0.16143 ,SNR2: 1.1067
1127-14 2024/10/15 0.76UT TOYOKAWA-KISO
Cpeak= 0.103
tpeak= 0.060
tratio= 0.000
tmdlw= 0.006

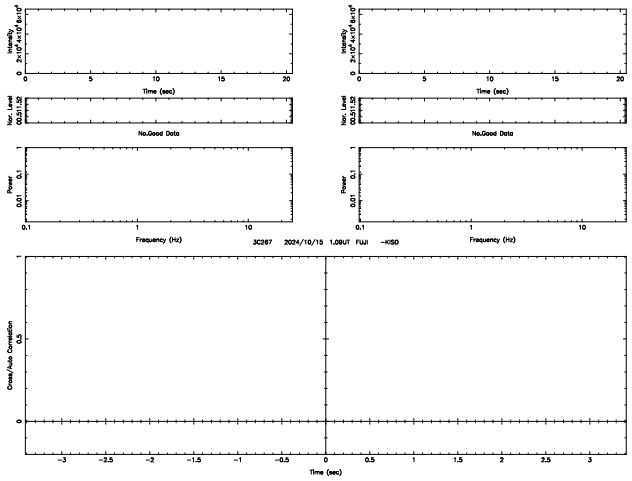
FUJI
K20241015100343
No.Good Data
No.Good Data
3C267 2024/10/15 1.09UT FUJI -KISO

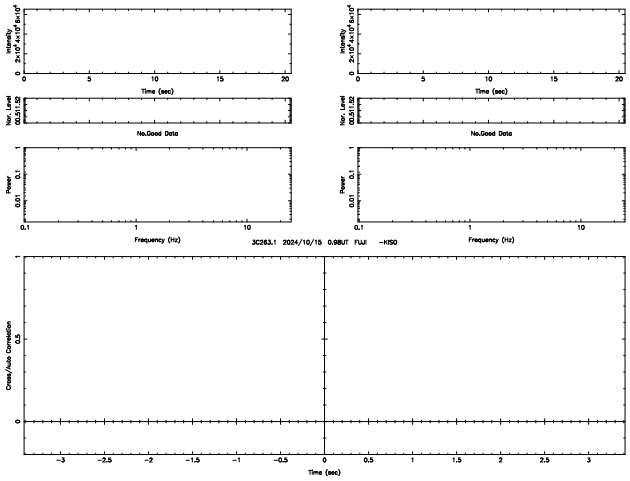
FUJI
K20241015095716
No.Good Data
No.Good Data
3C263.1 2024/10/15 0.98UT FUJI -KISO

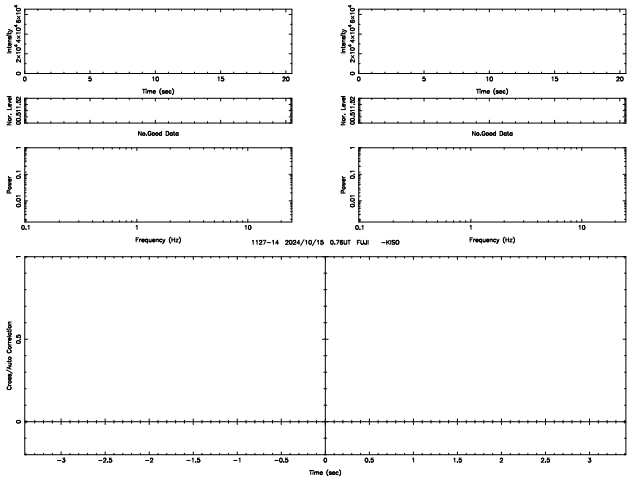
FUJI
K20241015094355
No.Good Data
No.Good Data
1127-14 2024/10/15 0.76UT FUJI -KISO

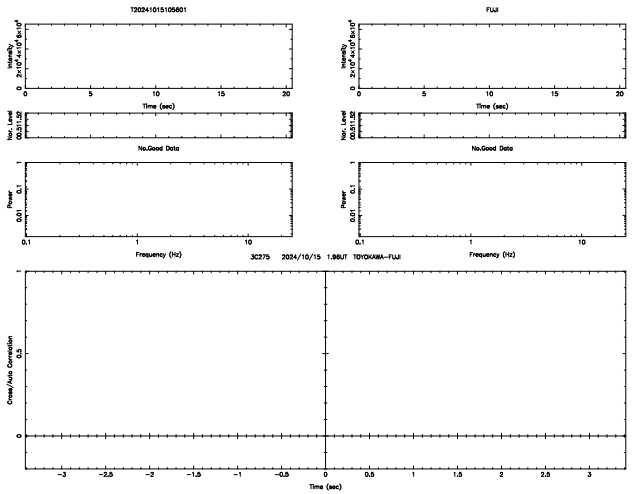
T20241015105601
FUJI
No.Good Data
No.Good Data
3C275 2024/10/15 1.96UT TOYOKAWA-FUJI

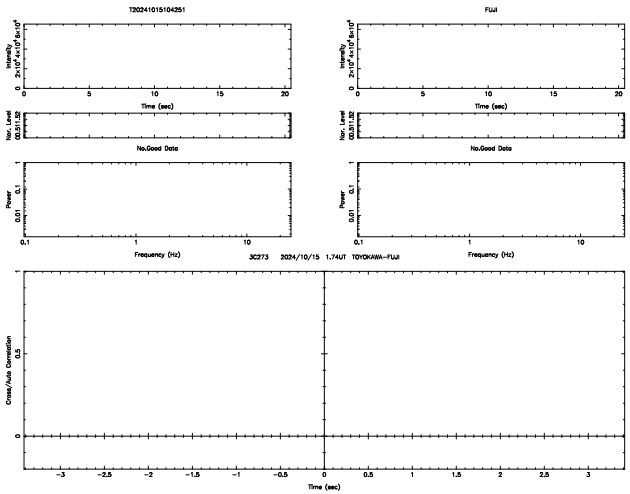
T20241015104251
FUJI
No.Good Data
No.Good Data
3C273 2024/10/15 1.74UT TOYOKAWA-FUJI

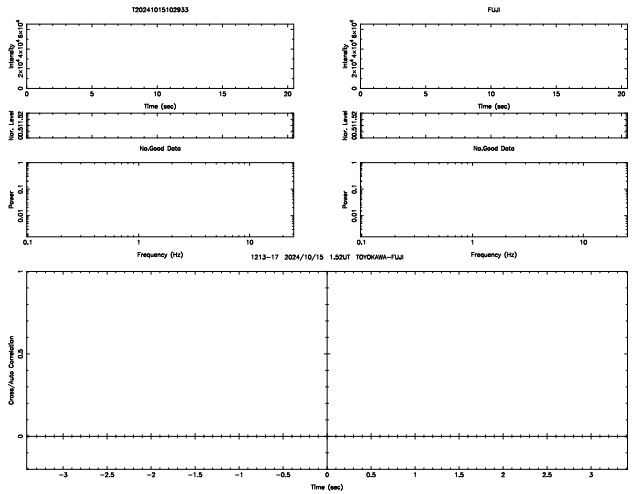
T20241015102933
FUJI
No.Good Data
No.Good Data
1213-17 2024/10/15 1.52UT TOYOKAWA-FUJI

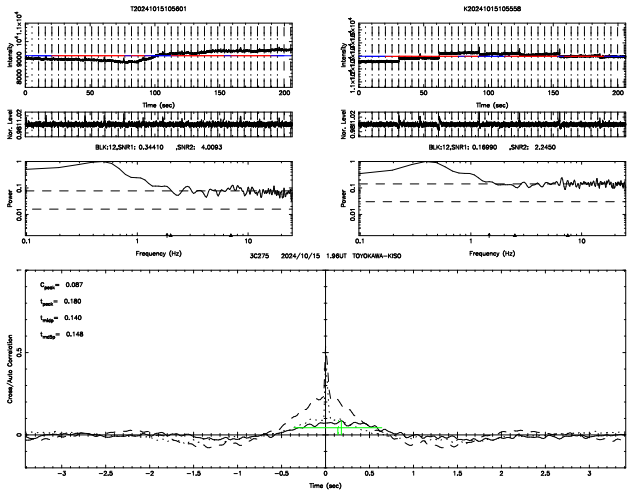
T20241015105601
K20241015105558
BLK:12,SNR1: 0.34410 ,SNR2: 4.0093
BLK:12,SNR1: 0.16990 ,SNR2: 2.2450
3C275 2024/10/15 1.96UT TOYOKAWA-KISO
C peak = 0.087
t peak = 0.180
t edge = 0.140
t edge = 0.148

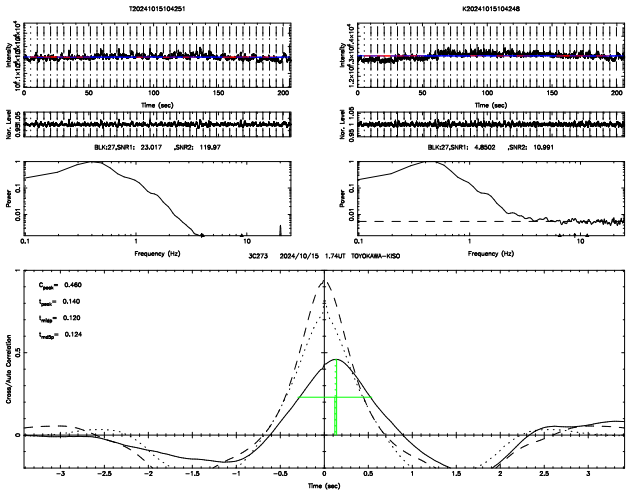
T20241015104251
K20241015104248
BLK:27,SNR1: 23.017 ,SNR2: 119.97
BLK:27,SNR1: 4.8502 ,SNR2: 10.991
3C273 2024/10/15 1.74UT TOYOKAWA-KISO
C peak = 0.460
t peak = 0.140
t edge = 0.120
t edge = 0.124

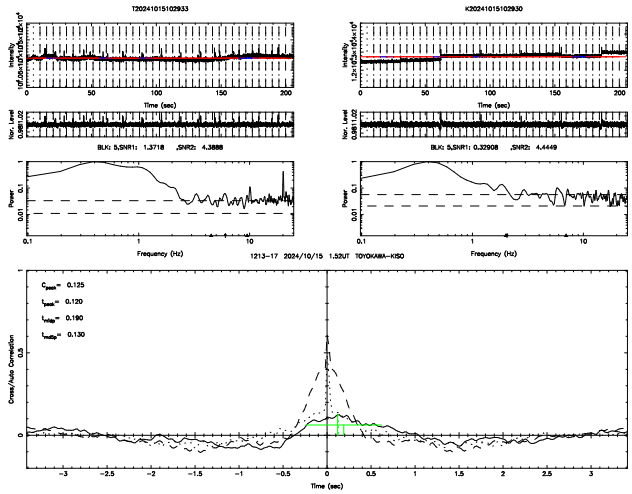
T20241015102933
K20241015102930
BLK: 5,SNR1: 1.3718 ,SNR2: 4.3888
BLK: 5,SNR1: 0.32908 ,SNR2: 4.4449
1213-17 2024/10/15 1.52UT TOYOKAWA-KISO
C peak = 0.125
t peak = 0.120
t edge = 0.190
t edge = 0.130

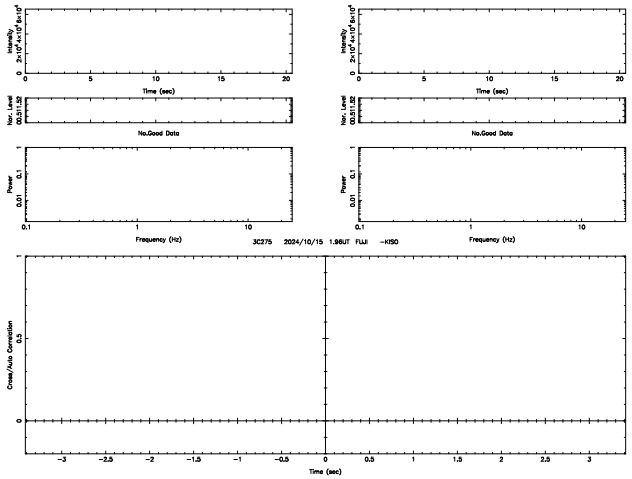
FUJI
K20241015105558
No.Good Data
No.Good Data
3C275 2024/10/15 1.96UT FUJI -KISO

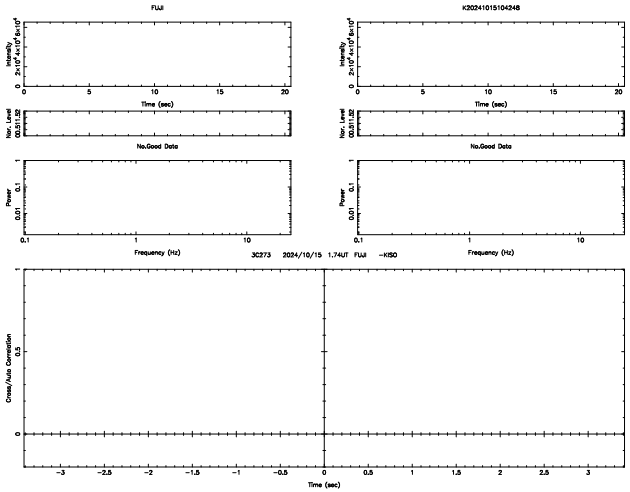
FUJI
K20241015104248
No.Good Data
No.Good Data
3C273 2024/10/15 1.74UT FUJI -KISO

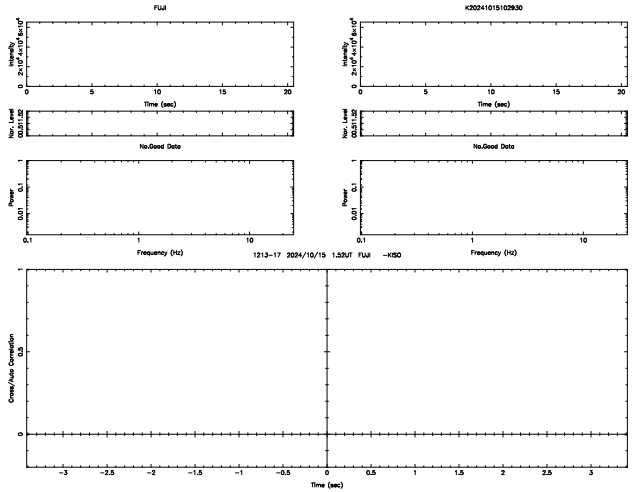
FUJI
K20241015102930
No.Good Data
No.Good Data
1213-17 2024/10/15 1.52UT FUJI -KISO

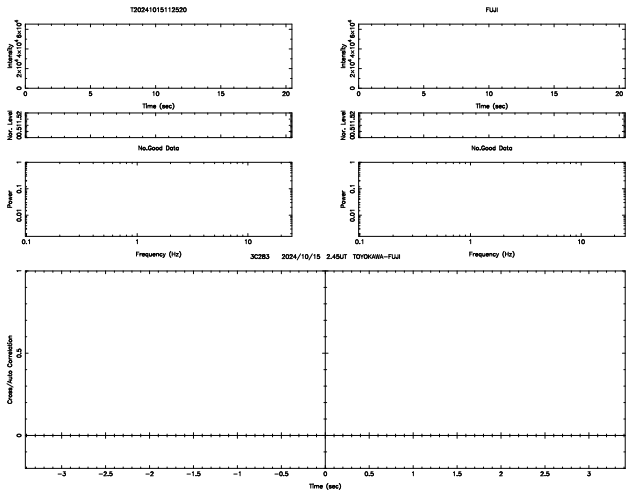
T20241015112520
FUJI
No.Good Data
No.Good Data
3C283 2024/10/15 2.45UT TOYOKAWA-FUJI

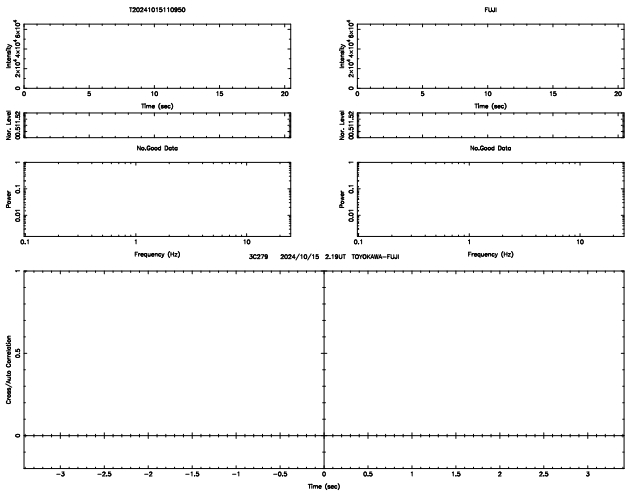
T20241015110950
FUJI
No.Good Data
No.Good Data
3C279 2024/10/15 2.19UT TOYOKAWA-FUJI

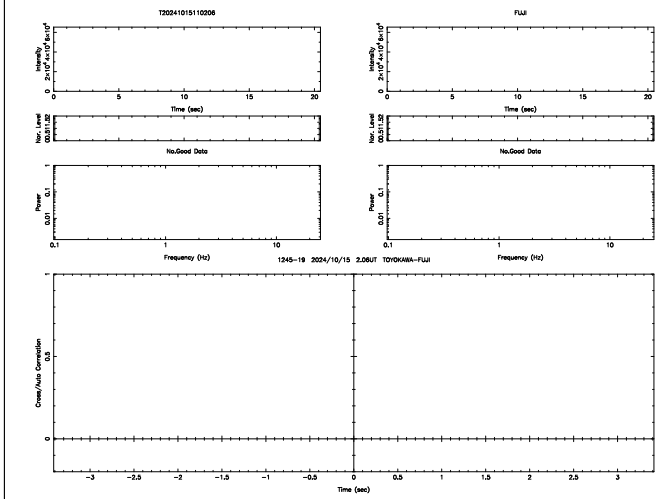
T20241015110206
FUJI
No.Good Data
No.Good Data
1245-19 2024/10/15 2.06UT TOYOKAWA-FUJI

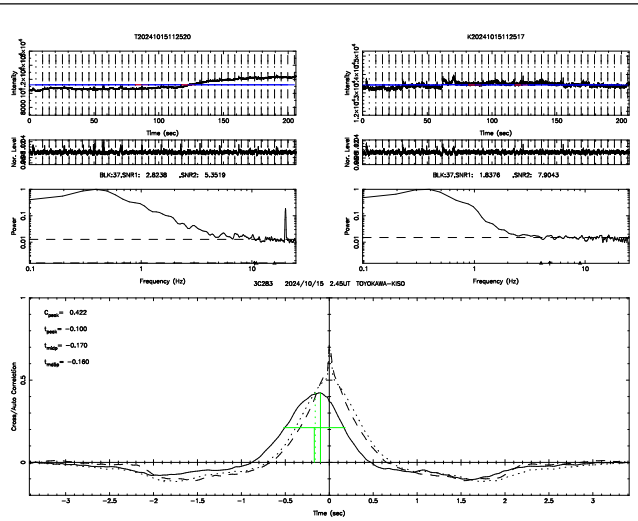
T20241015112520
K20241015112517
BLK:37,SNR1: 2.8238 ,SNR2: 5.3519
BLK:37,SNR1: 1.8376 ,SNR2: 7.9043
3C283 2024/10/15 2.45UT TOYOKAWA-KISO
C peak = 0.422
t peak = -0.100
t edge = -0.170
t edge = -0.160

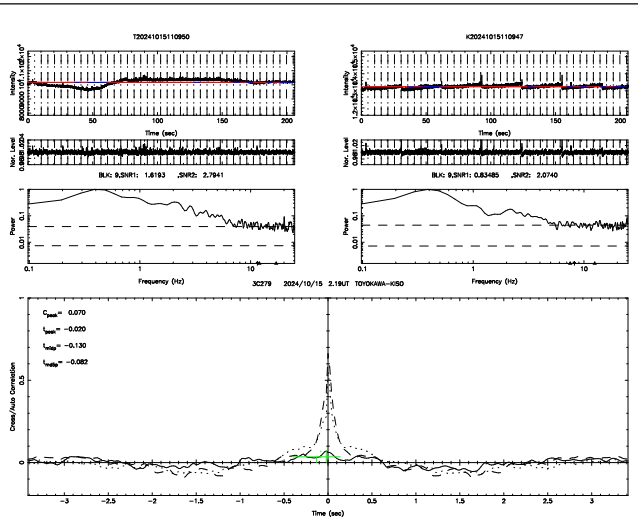
T20241015110950
K20241015110947
BLK: 9,SNR1: 1.6193 ,SNR2: 2.7941
BLK: 9,SNR1: 0.83485 ,SNR2: 2.0740
3C279 2024/10/15 2.19UT TOYOKAWA-KISO
C peak = 0.070
t peak = -0.020
t edge = -0.130
t edge = -0.082

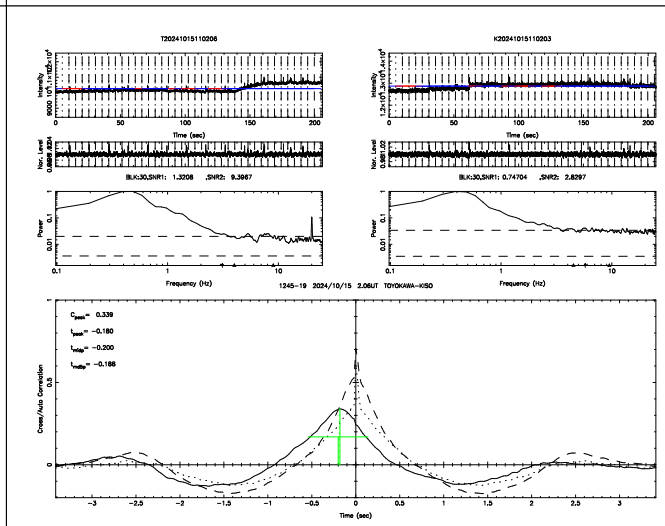
T20241015110206
K20241015110203
BLK:30,SNR1: 1.3208 ,SNR2: 9.3967
BLK:30,SNR1: 0.74704 ,SNR2: 2.8297
1245-19 2024/10/15 2.06UT TOYOKAWA-KISO
C peak = 0.339
t peak = -0.180
t edge = -0.200
t edge = -0.188

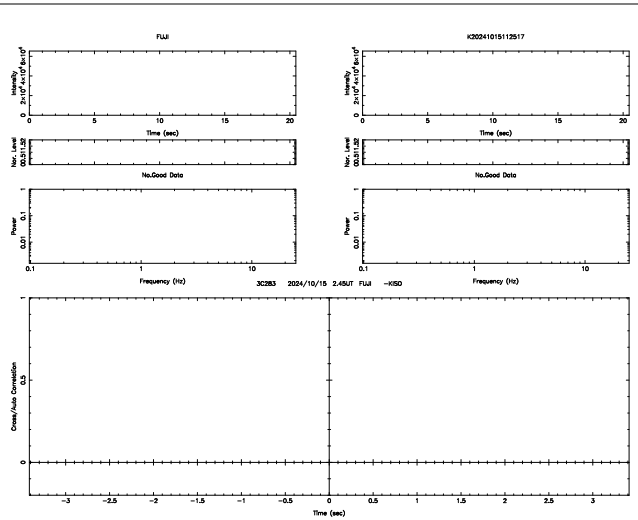
FUJI
K20241015112517
No.Good Data
No.Good Data
3C283 2024/10/15 2.45UT FUJI -KISO

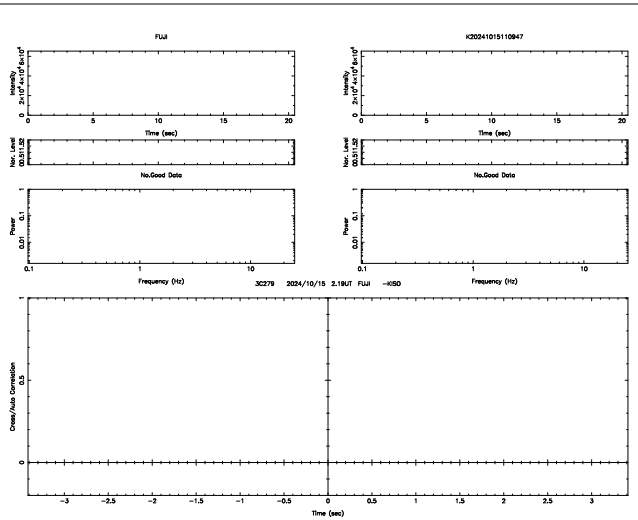
FUJI
K20241015110947
No.Good Data
No.Good Data
3C279 2024/10/15 2.19UT FUJI -KISO

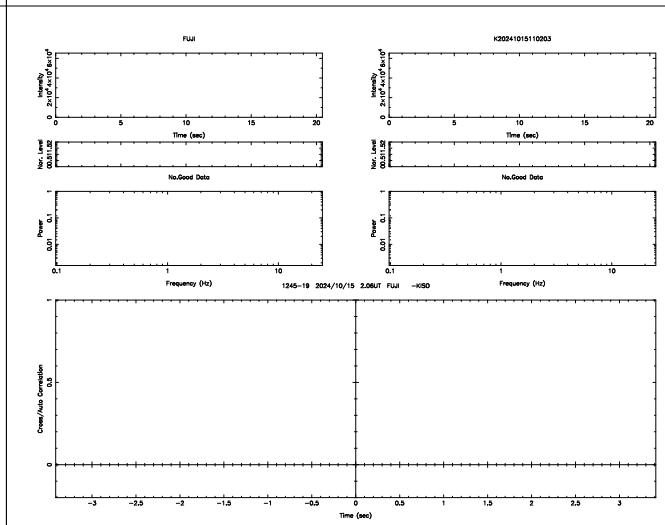
FUJI
K20241015110203
No.Good Data
No.Good Data
1245-19 2024/10/15 2.06UT FUJI -KISO

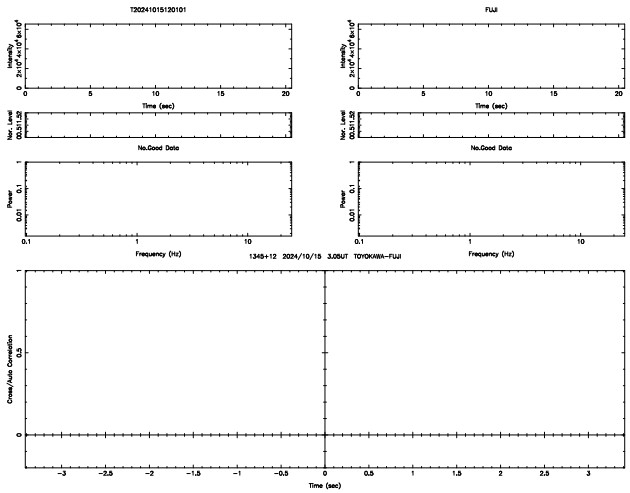
T20241015120101
FUJI
No.Good Data
No.Good Data
1345+12 2024/10/15 3.05UT TOYOKAWA-FUJI
Time (sec)
Frequency (Hz)
Cross/Auto Correlation

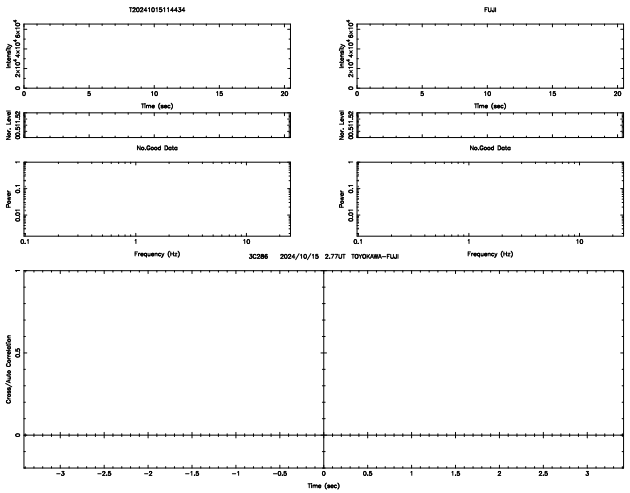
T20241015114434
FUJI
No.Good Data
No.Good Data
3C286 2024/10/15 2.77UT TOYOKAWA-FUJI
Time (sec)
Frequency (Hz)
Cross/Auto Correlation

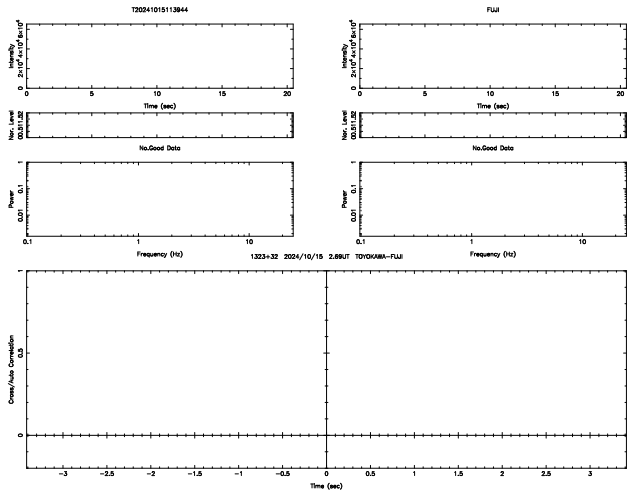
T20241015113944
FUJI
No.Good Data
No.Good Data
1323+32 2024/10/15 2.69UT TOYOKAWA-FUJI
Time (sec)
Frequency (Hz)
Cross/Auto Correlation

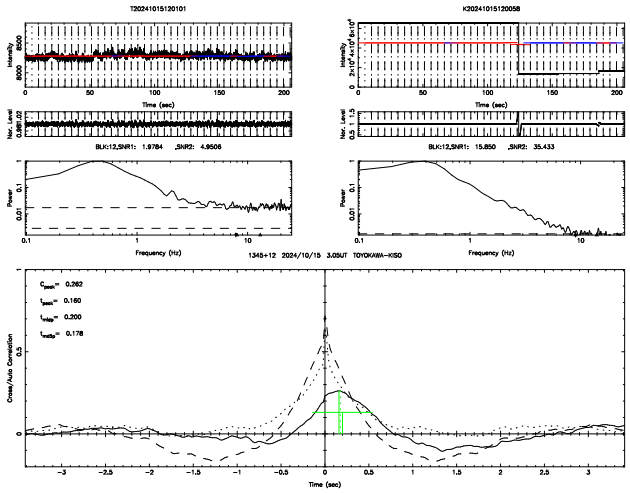
T20241015120101
K20241015120058
BLK:12,SNR1: 1.9784 ,SNR2: 4.9506
BLK:12,SNR1: 15.850 ,SNR2: 35.433
1345+12 2024/10/15 3.05UT TOYOKAWA-KISO
C peak= 0.262
t peak= 0.160
t rise= 0.200
t width= 0.178
Time (sec)
Frequency (Hz)
Cross/Auto Correlation

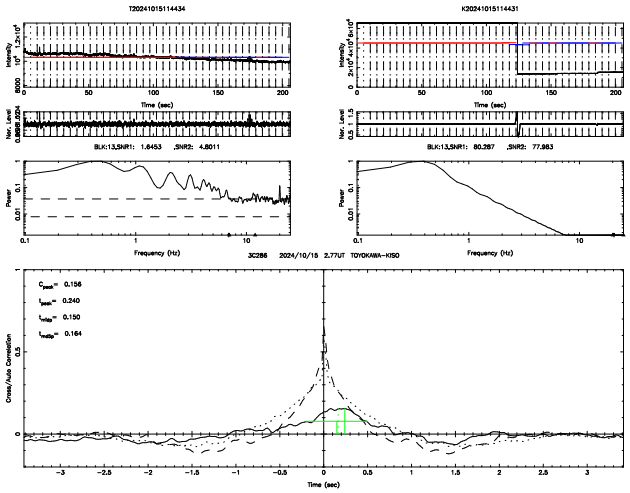
T20241015114434
K20241015114431
BLK:13,SNR1: 1.6453 ,SNR2: 4.8011
BLK:13,SNR1: 80.357 ,SNR2: 77.983
3C286 2024/10/15 2.77UT TOYOKAWA-KISO
C peak= 0.156
t peak= 0.240
t rise= 0.150
t width= 0.164
Time (sec)
Frequency (Hz)
Cross/Auto Correlation

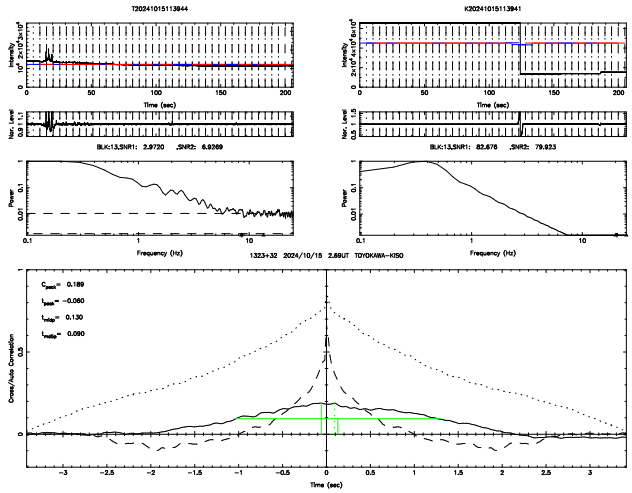
T20241015113944
K20241015113941
BLK:13,SNR1: 2.9720 ,SNR2: 6.9269
BLK:13,SNR1: 82.676 ,SNR2: 79.923
1323+32 2024/10/15 2.69UT TOYOKAWA-KISO
C peak= 0.189
t peak= -0.060
t rise= 0.130
t width= 0.090
Time (sec)
Frequency (Hz)
Cross/Auto Correlation

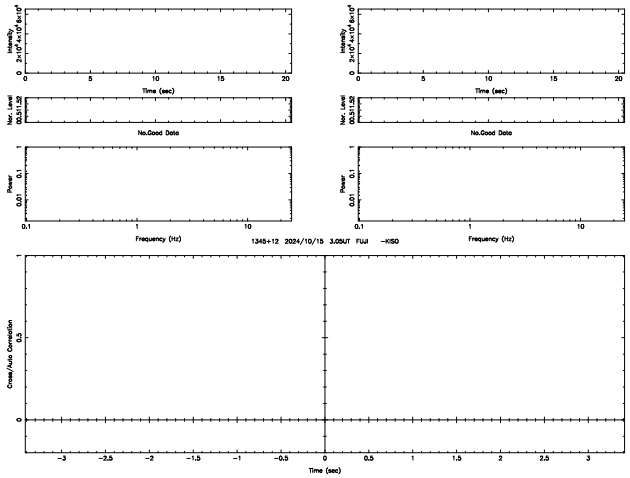
FUJI
K20241015120058
No.Good Data
No.Good Data
1345+12 2024/10/15 3.05UT FUJI -KISO
Time (sec)
Frequency (Hz)
Cross/Auto Correlation

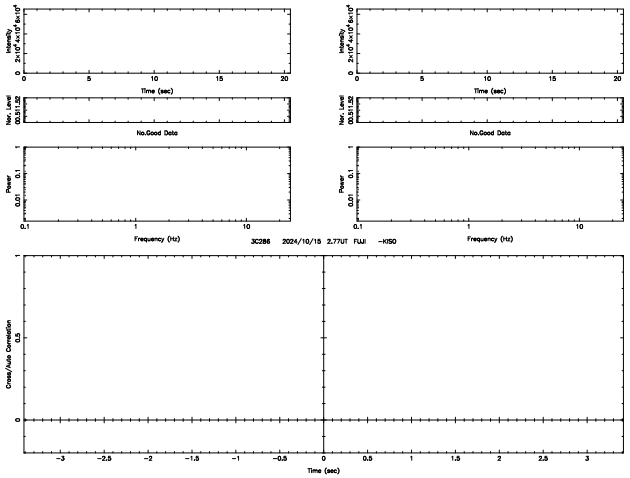
FUJI
K20241015114431
No.Good Data
No.Good Data
3C286 2024/10/15 2.77UT FUJI -KISO
Time (sec)
Frequency (Hz)
Cross/Auto Correlation

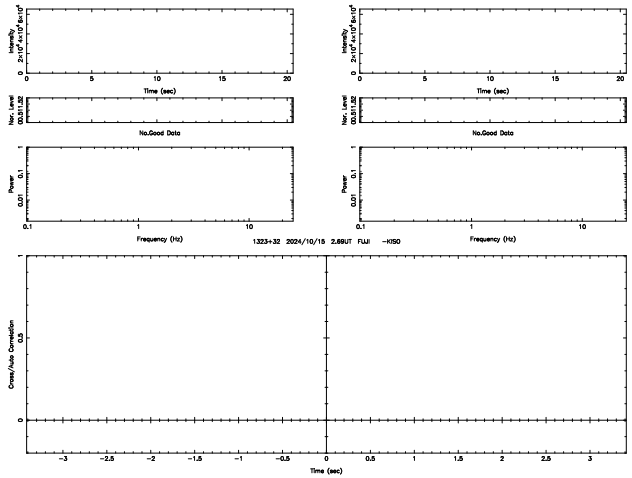
FUJI
K20241015113941
No.Good Data
No.Good Data
1323+32 2024/10/15 2.69UT FUJI -KISO
Time (sec)
Frequency (Hz)
Cross/Auto Correlation

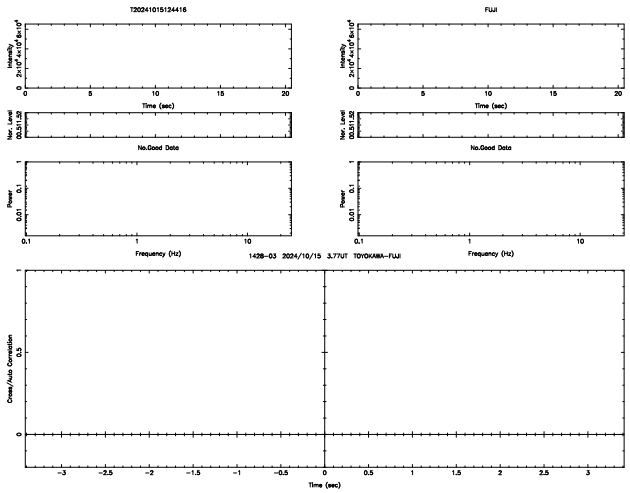
T20241015124416
FUJI
No.Good Data
No.Good Data
1428-03 2024/10/15 3.77UT TOYOKAWA-FUJI

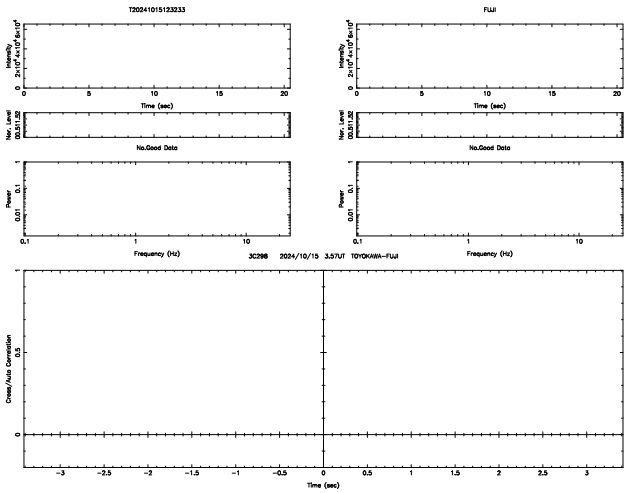
T20241015123233
FUJI
No.Good Data
No.Good Data
3C298 2024/10/15 3.57UT TOYOKAWA-FUJI

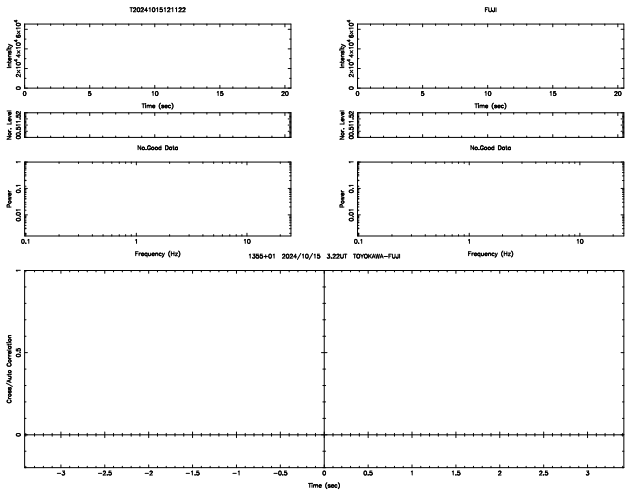
T20241015121122
FUJI
No.Good Data
No.Good Data
1355+01 2024/10/15 3.22UT TOYOKAWA-FUJI

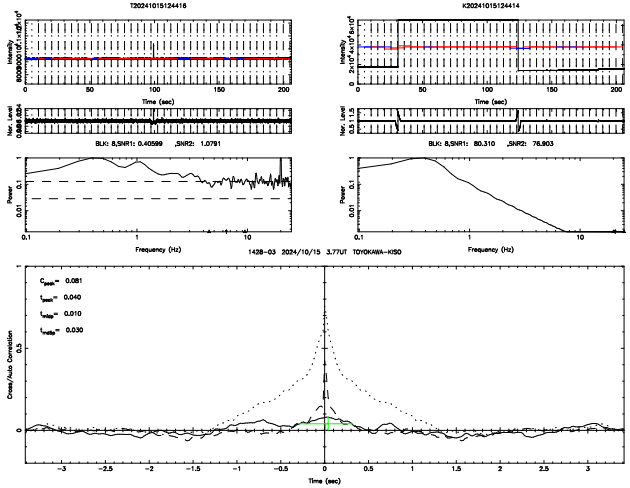
T20241015124416
K20241015124414
BLK: 8,SNR1: 0.40599 ,SNR2: 1.0791
BLK: 8,SNR1: 80.310 ,SNR2: 76.903
1428-03 2024/10/15 3.77UT TOYOKAWA-KISO
C_peak= 0.081
t_peak= 0.040
t_rise= 0.010
t_rise/t_peak= 0.030

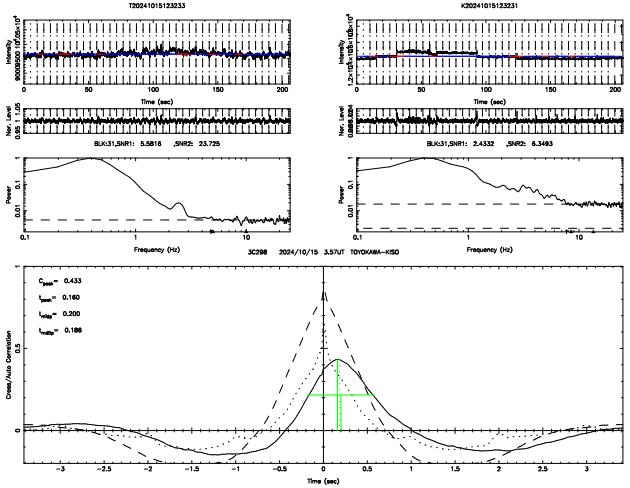
T20241015123233
K20241015123231
BLK:31,SNR1: 5.5816 ,SNR2: 23.725
BLK:31,SNR1: 2.4332 ,SNR2: 6.3493
3C298 2024/10/15 3.57UT TOYOKAWA-KISO
C_peak= 0.433
t_peak= 0.160
t_rise= 0.200
t_rise/t_peak= 0.186

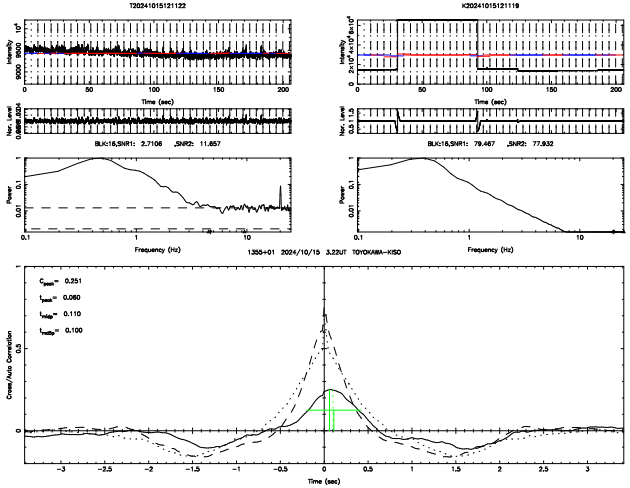
T20241015121122
K20241015121119
BLK:16,SNR1: 2.7106 ,SNR2: 11.657
BLK:16,SNR1: 79.467 ,SNR2: 77.932
1355+01 2024/10/15 3.22UT TOYOKAWA-KISO
C_peak= 0.251
t_peak= 0.060
t_rise= 0.110
t_rise/t_peak= 0.100

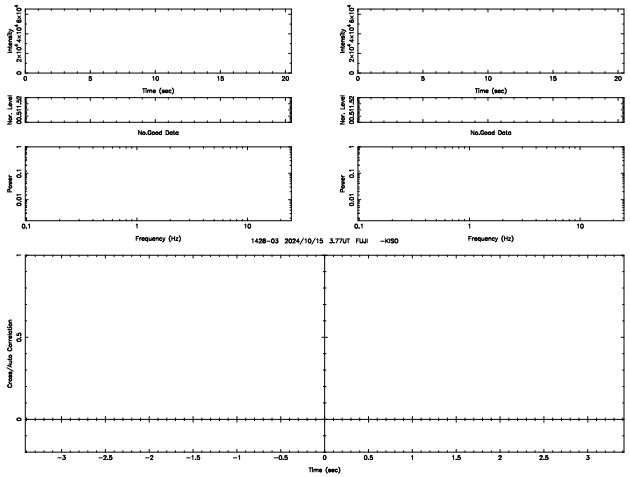
FUJI
K20241015124414
No.Good Data
No.Good Data
1428-03 2024/10/15 3.77UT FUJI -KISO

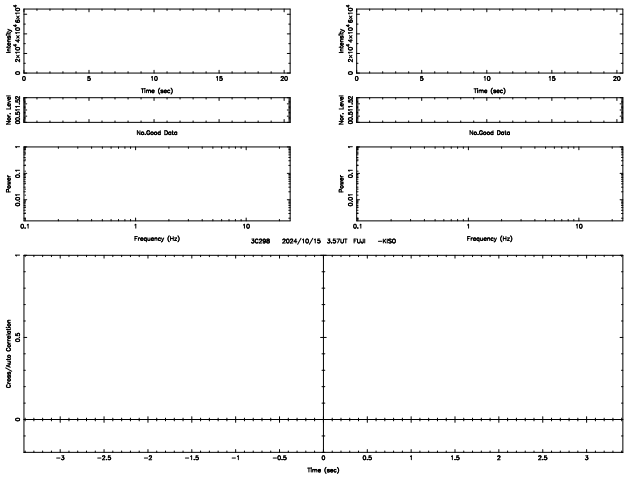
FUJI
K20241015123231
No.Good Data
No.Good Data
3C298 2024/10/15 3.57UT FUJI -KISO

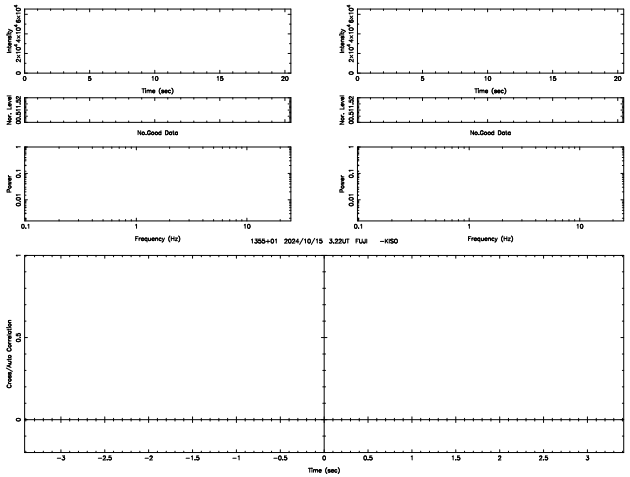
FUJI
K20241015121119
No.Good Data
No.Good Data
1355+01 2024/10/15 3.22UT FUJI -KISO

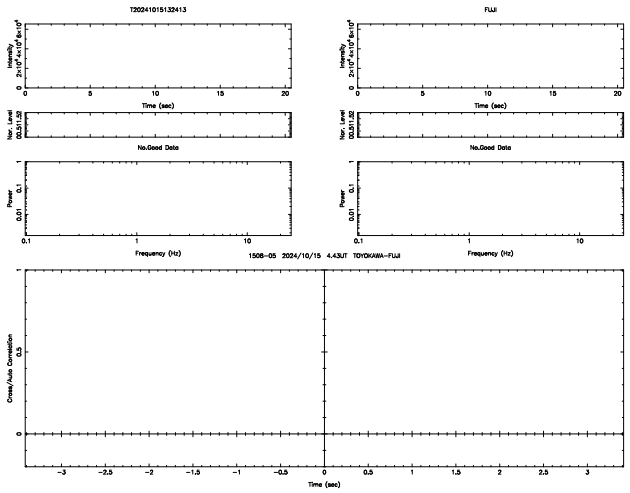
T20241015132413
FUJI
No.Good Data
No.Good Data
1508-05 2024/10/15 4.43UT TOYOKAWA-FUJI
Time (sec)
Frequency (Hz)
Cross/Auto Correlation

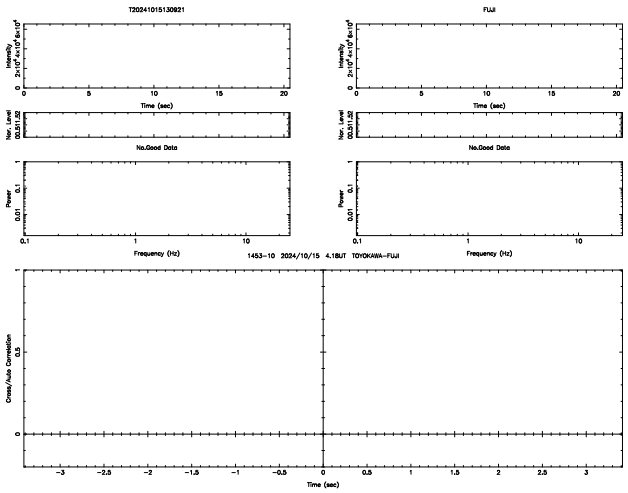
T20241015130921
FUJI
No.Good Data
No.Good Data
1453-10 2024/10/15 4.18UT TOYOKAWA-FUJI
Time (sec)
Frequency (Hz)
Cross/Auto Correlation

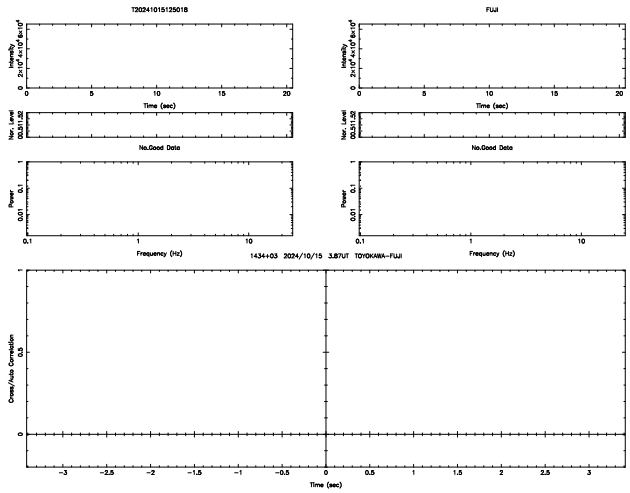
T20241015125018
FUJI
No.Good Data
No.Good Data
1434+03 2024/10/15 3.87UT TOYOKAWA-FUJI
Time (sec)
Frequency (Hz)
Cross/Auto Correlation

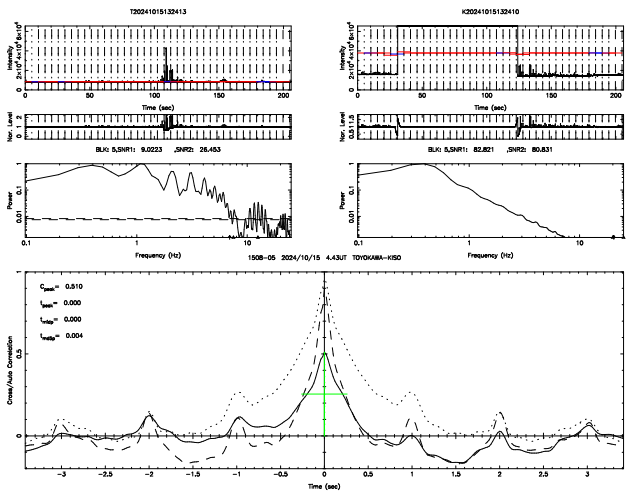
T20241015132413
K20241015132410
BLK: 5,SNR1: 9.0223 ,SNR2: 28.453
BLK: 5,SNR1: 82.821 ,SNR2: 80.831
1508-05 2024/10/15 4.43UT TOYOKAWA-KISO
C peak= 0.510
t peak= 0.000
t rise= 0.000
t delay= 0.004
Time (sec)
Frequency (Hz)
Cross/Auto Correlation

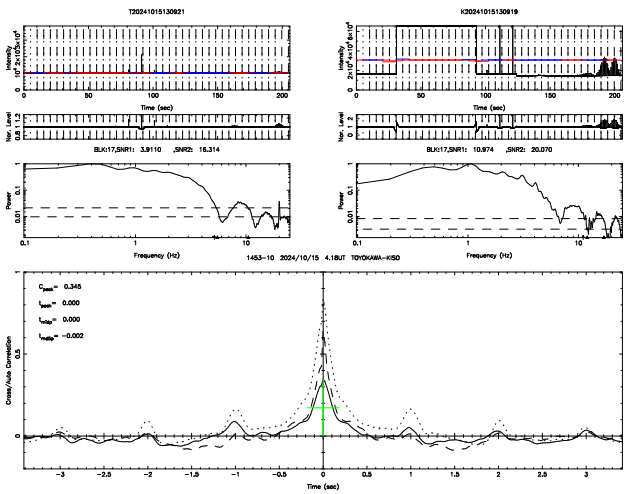
T20241015130921
K20241015130919
BLK:17,SNR1: 3.9110 ,SNR2: 15.314
BLK:17,SNR1: 10.974 ,SNR2: 20.070
1453-10 2024/10/15 4.18UT TOYOKAWA-KISO
C peak= 0.345
t peak= 0.000
t rise= 0.000
t delay= -0.002
Time (sec)
Frequency (Hz)
Cross/Auto Correlation

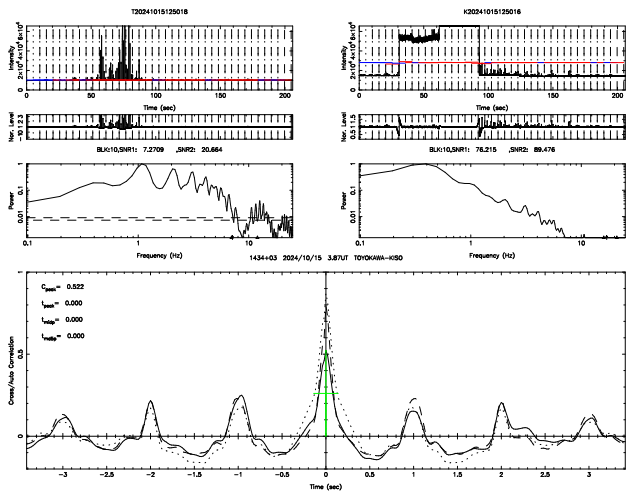
T20241015125018
K20241015125016
BLK:10,SNR1: 7.2709 ,SNR2: 20.664
BLK:10,SNR1: 78.215 ,SNR2: 89.476
1434+03 2024/10/15 3.87UT TOYOKAWA-KISO
C peak= 0.522
t peak= 0.000
t rise= 0.000
t delay= 0.000
Time (sec)
Frequency (Hz)
Cross/Auto Correlation

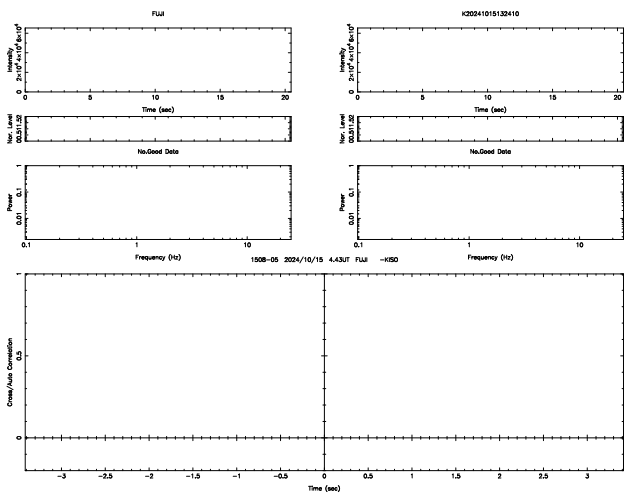
FUJI
K20241015132410
No.Good Data
No.Good Data
1508-05 2024/10/15 4.43UT FUJI -KISO
Time (sec)
Frequency (Hz)
Cross/Auto Correlation

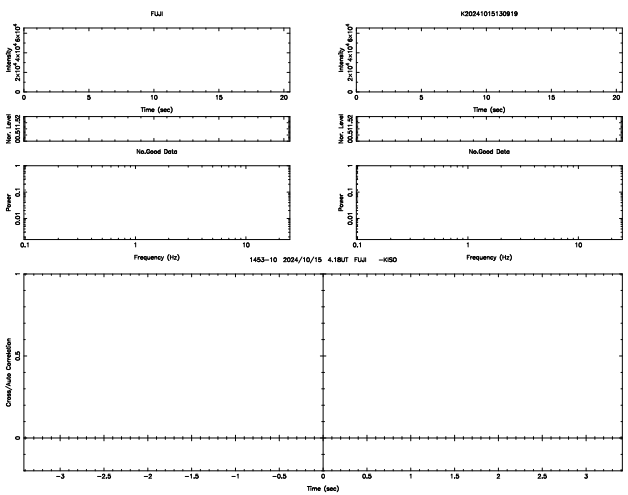
FUJI
K20241015130919
No.Good Data
No.Good Data
1453-10 2024/10/15 4.18UT FUJI -KISO
Time (sec)
Frequency (Hz)
Cross/Auto Correlation

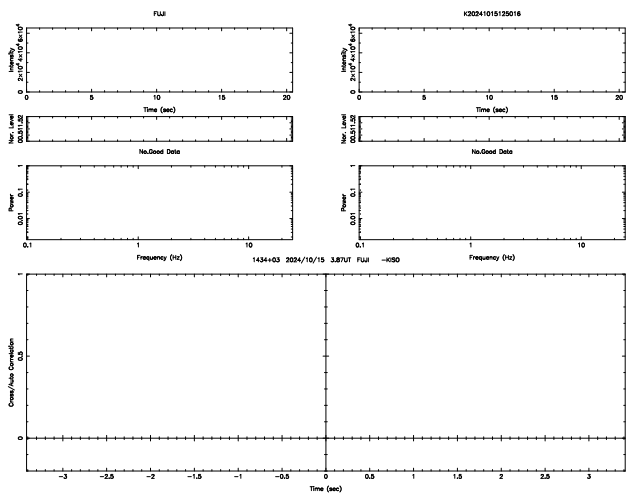
FUJI
K20241015125016
No.Good Data
No.Good Data
1434+03 2024/10/15 3.87UT FUJI -KISO
Time (sec)
Frequency (Hz)
Cross/Auto Correlation

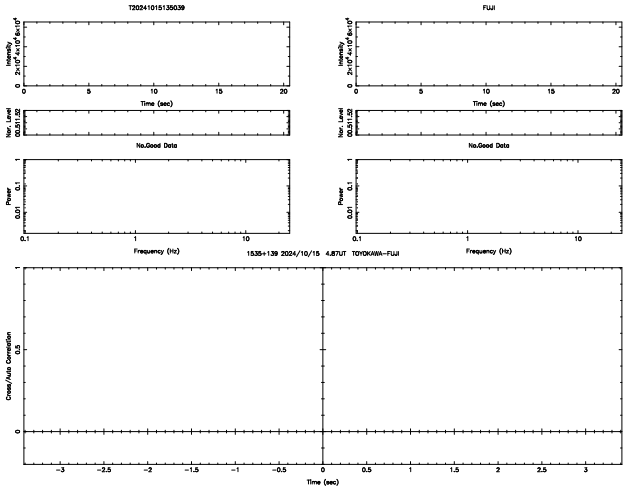
T20241015135039
FUJI
Intensity
Time (sec)
Nor. Level
No.Good Data
Power
Frequency (Hz)
1535+139 2024/10/15 4.87UT TOYOKAWA-FUJI
Cross/Auto Correlation
Time (sec)

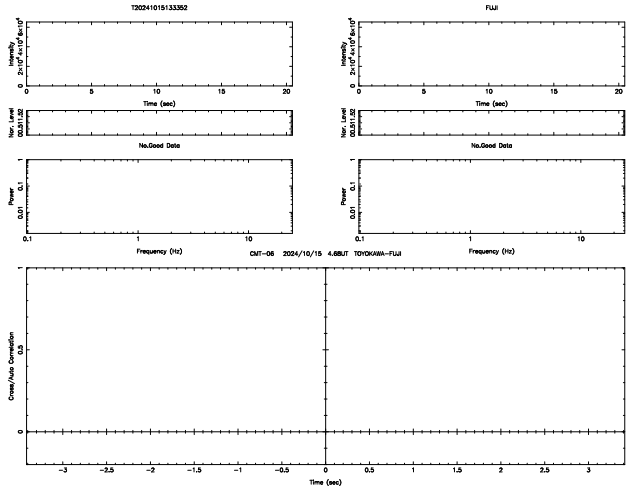
T20241015133352
FUJI
Intensity
Time (sec)
Nor. Level
No.Good Data
Power
Frequency (Hz)
CMT-06 2024/10/15 4.68UT TOYOKAWA-FUJI
Cross/Auto Correlation
Time (sec)

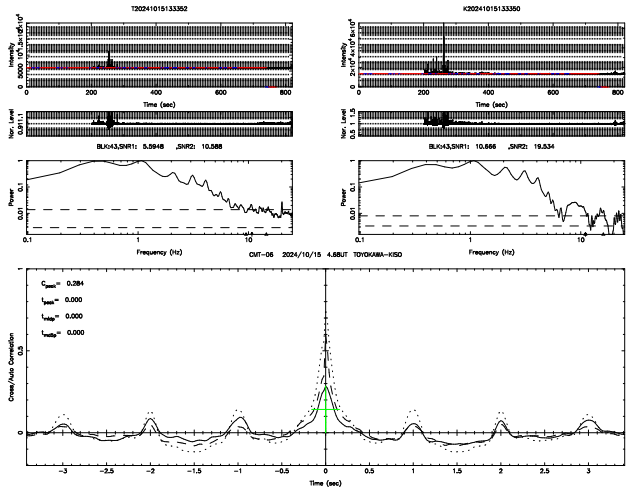
T20241015133352
K20241015133350
Intensity
Time (sec)
Nor. Level
BLK=43,SNR1: 5.5948 ,SNR2: 10.588
BLK=43,SNR1: 10.566 ,SNR2: 19.534
Power
Frequency (Hz)
CMT-06 2024/10/15 4.68UT TOYOKAWA-KISO
Cross/Auto Correlation
Time (sec)

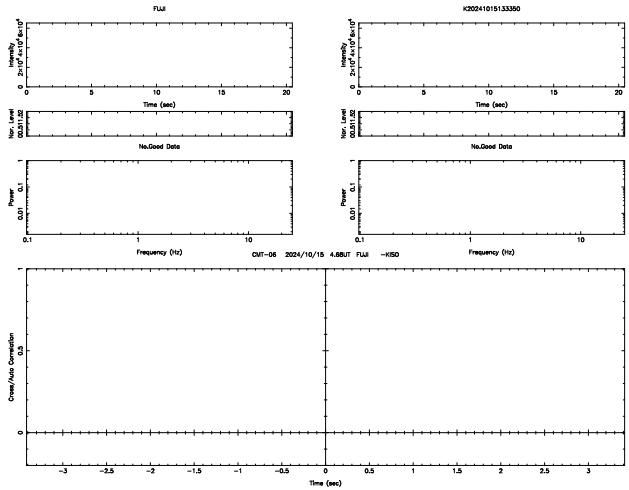
FUJI
K20241015133350
Intensity
Time (sec)
Nor. Level
No.Good Data
Power
Frequency (Hz)
CMT-06 2024/10/15 4.68UT FUJI -KISO
Cross/Auto Correlation
Time (sec)