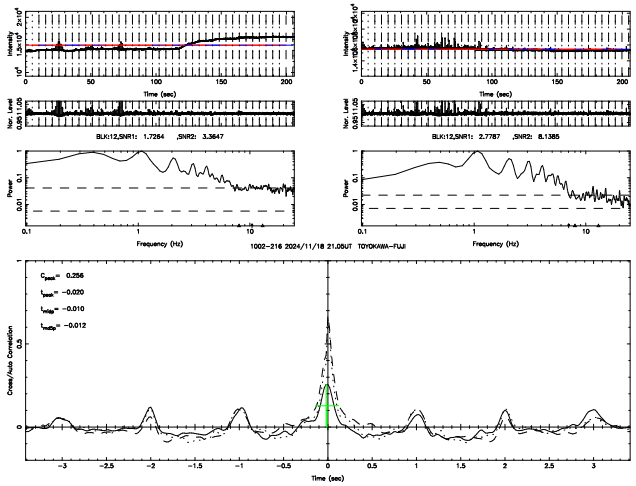
T20241119060134
F20241119060134
BLK:12,SNR1: 1.7264 ,SNR2: 3.3647
BLK:12,SNR1: 2.7787 ,SNR2: 8.1385
1002−216 2024/11/18 21.05UT TOYOKAWA−FUJI
C_{peak}= 0.256
t_{peak}= −0.020
t_{edge}= −0.010
t_{cntr}= −0.012

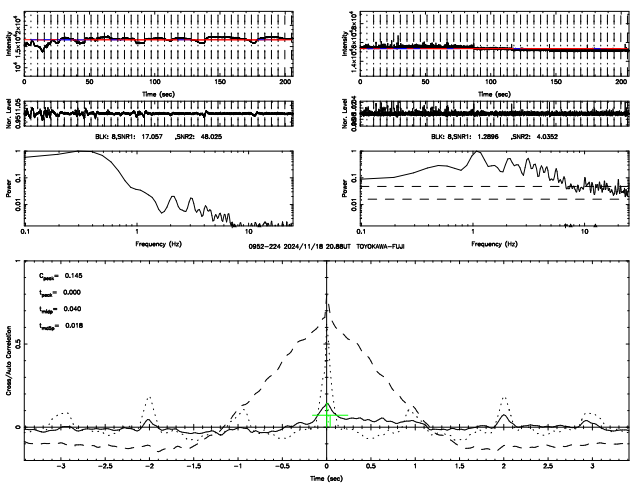
T20241119055105
F20241119055106
BLK: 8,SNR1: 17.057 ,SNR2: 48.025
BLK: 8,SNR1: 1.2896 ,SNR2: 4.0352
0952−224 2024/11/18 20.88UT TOYOKAWA−FUJI
C_{peak}= 0.145
t_{peak}= 0.000
t_{edge}= 0.040
t_{cntr}= 0.018

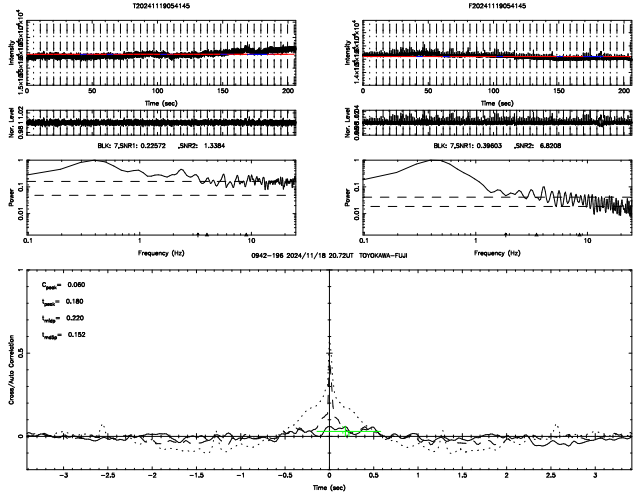
T20241119054145
F20241119054145
BLK: 7,SNR1: 0.22572 ,SNR2: 1.3384
BLK: 7,SNR1: 0.39603 ,SNR2: 6.8208
0942−196 2024/11/18 20.72UT TOYOKAWA−FUJI
C_{peak}= 0.060
t_{peak}= 0.180
t_{edge}= 0.220
t_{cntr}= 0.152

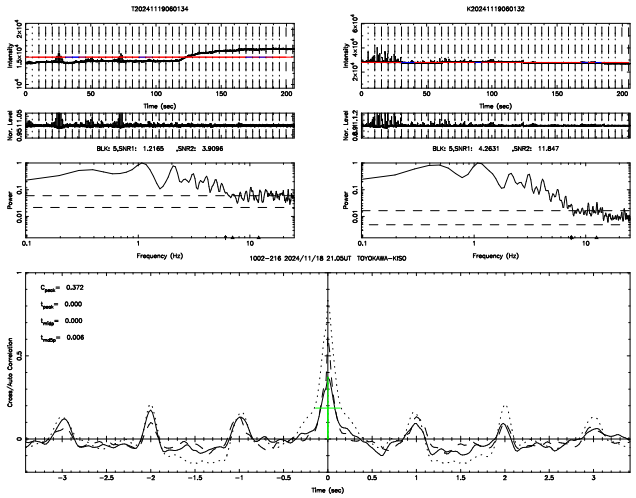
T20241119060134
K20241119060132
BLK: 5,SNR1: 1.2165 ,SNR2: 3.9096
BLK: 5,SNR1: 4.2631 ,SNR2: 11.847
1002−216 2024/11/18 21.05UT TOYOKAWA−KISO
C_{peak}= 0.372
t_{peak}= 0.000
t_{edge}= 0.000
t_{cntr}= 0.006

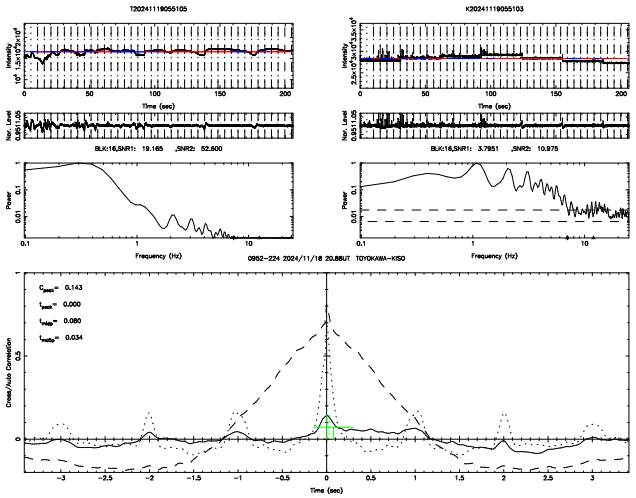
T20241119055105
K20241119055103
BLK:16,SNR1: 19.165 ,SNR2: 52.600
BLK:16,SNR1: 3.7951 ,SNR2: 10.975
0952−224 2024/11/18 20.88UT TOYOKAWA−KISO
C_{peak}= 0.143
t_{peak}= 0.000
t_{edge}= 0.080
t_{cntr}= 0.034

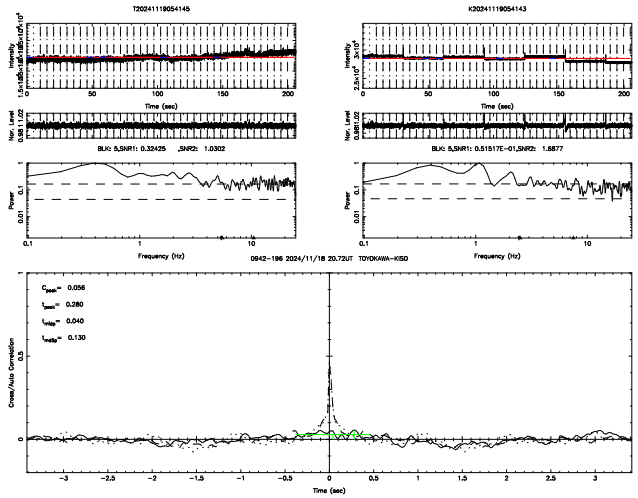
T20241119054145
K20241119054143
BLK: 5,SNR1: 0.32425 ,SNR2: 1.0302
BLK: 5,SNR1: 0.51517E−01,SNR2: 1.6877
0942−196 2024/11/18 20.72UT TOYOKAWA−KISO
C_{peak}= 0.056
t_{peak}= 0.280
t_{edge}= 0.040
t_{cntr}= 0.130

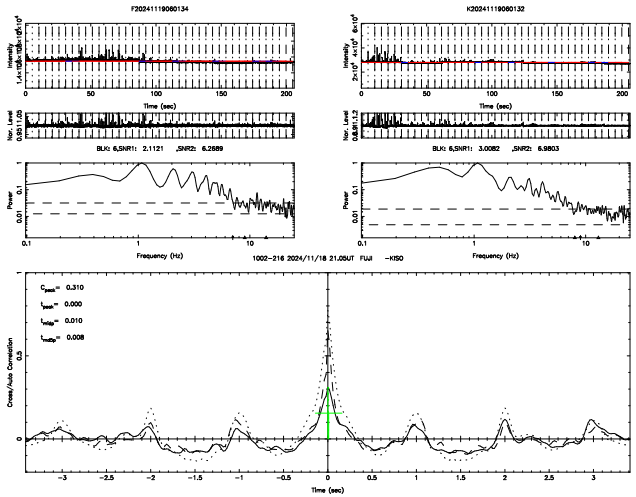
F20241119060134
K20241119060132
BLK: 8,SNR1: 2.1121 ,SNR2: 6.2689
BLK: 8,SNR1: 3.0082 ,SNR2: 8.9803
1002−216 2024/11/18 21.05UT FUJI −KISO
C_{peak}= 0.310
t_{peak}= 0.000
t_{edge}= 0.010
t_{cntr}= 0.008

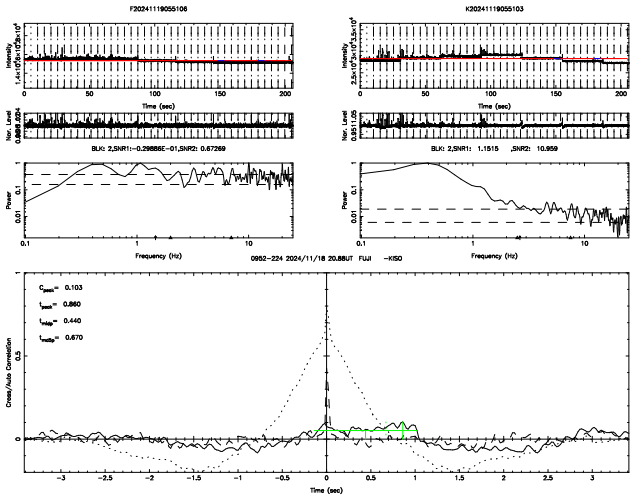
F20241119055106
K20241119055103
BLK: 2,SNR1:−0.29656E−01,SNR2: 0.67269
BLK: 2,SNR1: 1.1515 ,SNR2: 10.959
0952−224 2024/11/18 20.88UT FUJI −KISO
C_{peak}= 0.103
t_{peak}= 0.860
t_{edge}= 0.440
t_{cntr}= 0.670

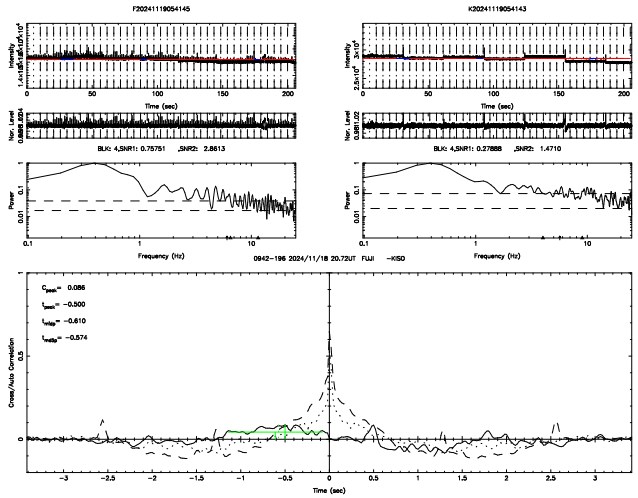
F20241119054145
K20241119054143
BLK: 4,SNR1: 0.75751 ,SNR2: 2.8613
BLK: 4,SNR1: 0.27888 ,SNR2: 1.4710
0942−196 2024/11/18 20.72UT FUJI −KISO
C_{peak}= 0.086
t_{peak}= −0.500
t_{edge}= −0.610
t_{cntr}= −0.574

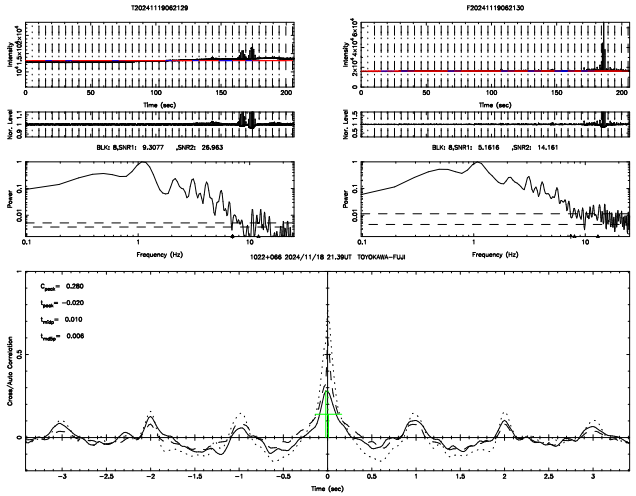
T20241119062129
F20241119062130
BLK: 8,SNR1: 9.3077 ,SNR2: 25.963
BLK: 8,SNR1: 5.1616 ,SNR2: 14.161
1022+066 2024/11/18 21.39UT TOYOKAWA−FUJI
C_{peak}= 0.280
t_{peak}= −0.020
t_{rise}= 0.010
t_{fall}= 0.006

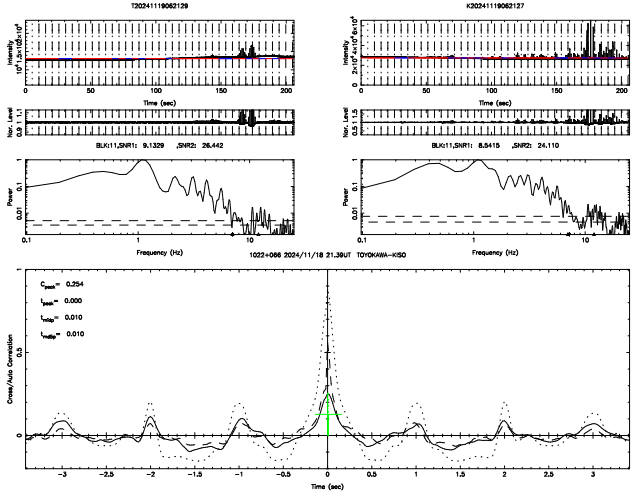
T20241119062129
K20241119062127
BLK11,SNR1: 9.1329 ,SNR2: 26.442
BLK11,SNR1: 5.5415 ,SNR2: 24.110
1022+066 2024/11/18 21.39UT TOYOKAWA−KISO
C_{peak}= 0.254
t_{peak}= 0.000
t_{rise}= 0.010
t_{fall}= 0.010

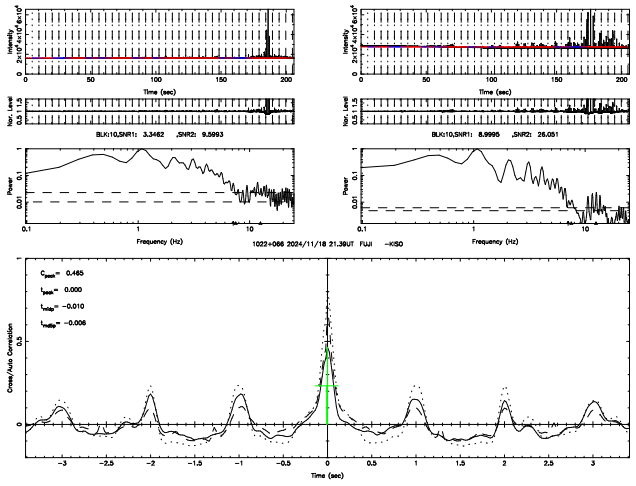
F20241119062130
K20241119062127
BLK10,SNR1: 3.3462 ,SNR2: 9.5693
BLK10,SNR1: 8.9995 ,SNR2: 26.051
1022+066 2024/11/18 21.39UT FUJI −KISO
C_{peak}= 0.465
t_{peak}= 0.000
t_{rise}= −0.010
t_{fall}= −0.006

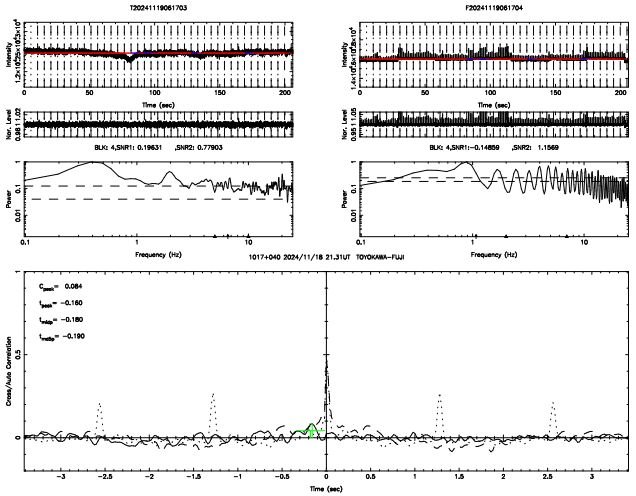
T20241119061703
F20241119061704
BLK: 4,SNR1: 0.19631 ,SNR2: 0.77903
BLK: 4,SNR1:−0.14859 ,SNR2: 1.1569
1017+040 2024/11/18 21.31UT TOYOKAWA−FUJI
C_{peak}= 0.084
t_{peak}= −0.160
t_{rise}= −0.180
t_{fall}= −0.190

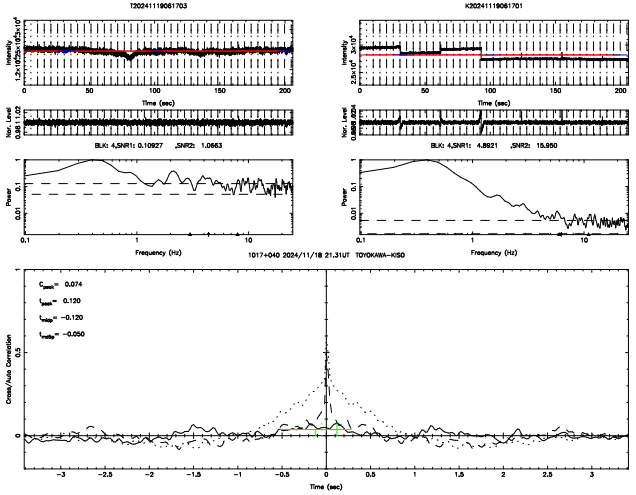
T20241119061703
K20241119061701
BLK: 4,SNR1: 0.10927 ,SNR2: 1.0663
BLK: 4,SNR1: 4.8921 ,SNR2: 15.950
1017+040 2024/11/18 21.31UT TOYOKAWA−KISO
C_{peak}= 0.074
t_{peak}= 0.120
t_{rise}= −0.120
t_{fall}= −0.050

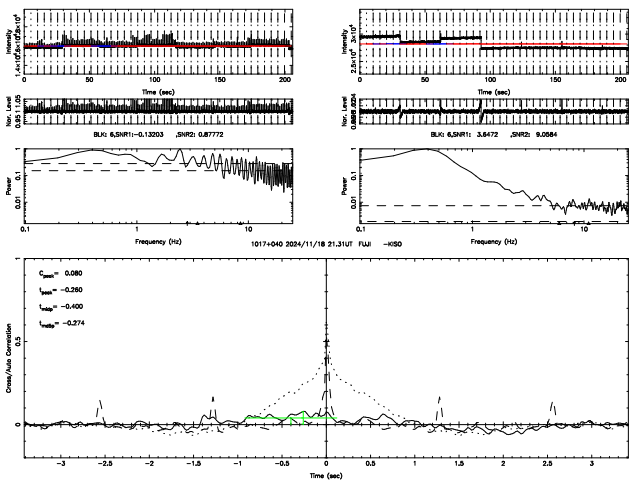
F20241119061704
K20241119061701
BLK: 6,SNR1:−0.13203 ,SNR2: 0.87772
BLK: 6,SNR1: 3.6472 ,SNR2: 9.0084
1017+040 2024/11/18 21.31UT FUJI −KISO
C_{peak}= 0.080
t_{peak}= −0.260
t_{rise}= −0.400
t_{fall}= −0.274

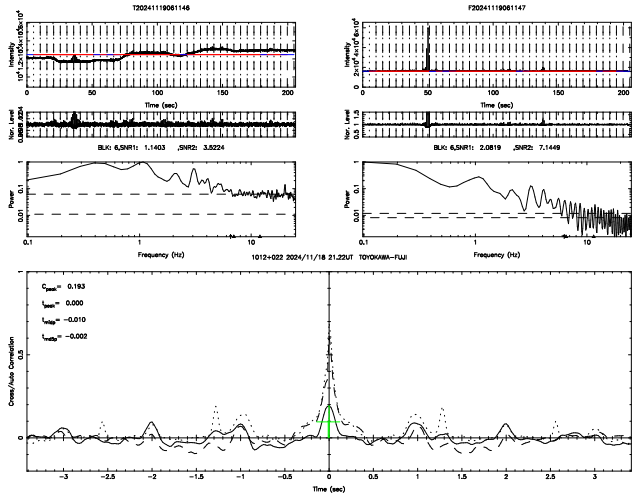
T20241119061146
F20241119061147
BLK: 6,SNR1: 1.1403 ,SNR2: 3.5224
BLK: 6,SNR1: 2.0819 ,SNR2: 7.1449
1012+022 2024/11/18 21.22UT TOYOKAWA−FUJI
C_{peak}= 0.193
t_{peak}= 0.000
t_{rise}= −0.010
t_{fall}= −0.002

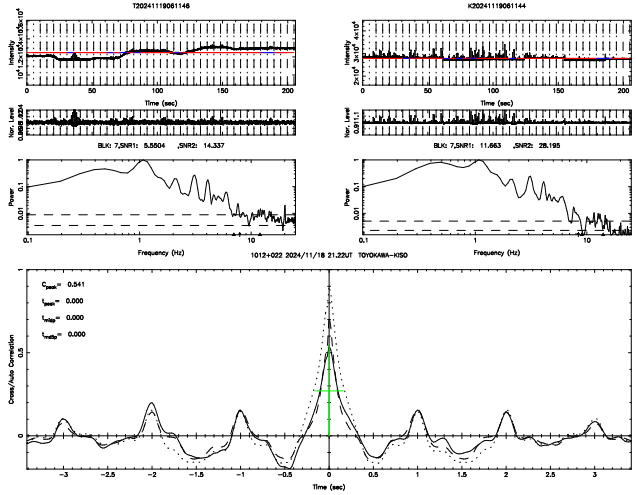
T20241119061146
K20241119061144
BLK: 7,SNR1: 5.5504 ,SNR2: 14.337
BLK: 7,SNR1: 11.663 ,SNR2: 28.195
1012+022 2024/11/18 21.22UT TOYOKAWA−KISO
C_{peak}= 0.541
t_{peak}= 0.000
t_{rise}= 0.000
t_{fall}= 0.000

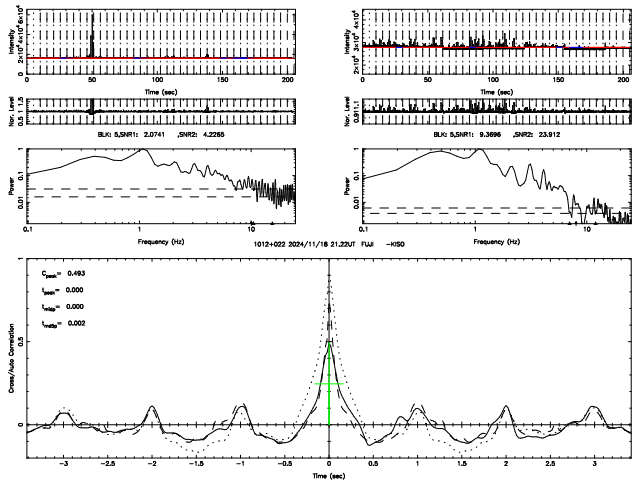
F20241119061147
K20241119061144
BLK: 5,SNR1: 2.0741 ,SNR2: 4.2265
BLK: 5,SNR1: 9.3696 ,SNR2: 23.912
1012+022 2024/11/18 21.22UT FUJI −KISO
C_{peak}= 0.493
t_{peak}= 0.000
t_{rise}= 0.000
t_{fall}= 0.002

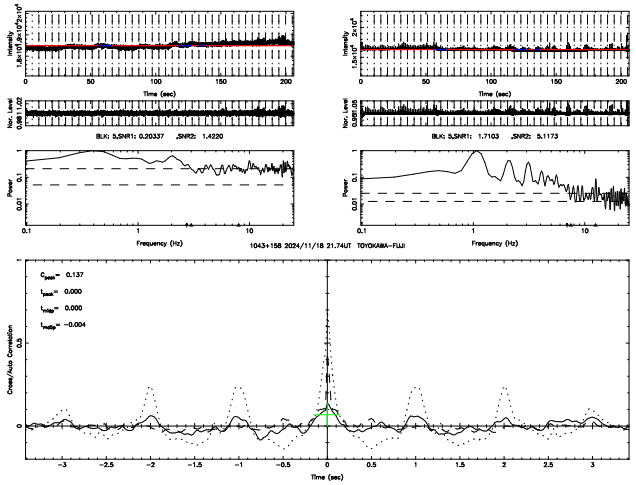
T20241119064234
F20241119064235
BLK: 5,SNR1: 0.20337 ,SNR2: 1.4220
BLK: 5,SNR1: 1.7103 ,SNR2: 5.1173
1043+158 2024/11/18 21.74UT TOYOKAWA-FUJI
C_{peak}= 0.137
t_{peak}= 0.000
t_{step}= 0.000
t_{delay}= -0.004

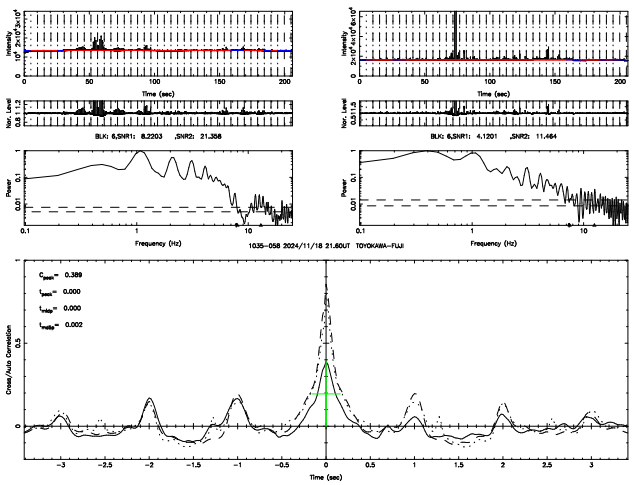
T20241119063432
F20241119063432
BLK: 6,SNR1: 8.2203 ,SNR2: 21.358
BLK: 6,SNR1: 4.1201 ,SNR2: 11.464
1035-058 2024/11/18 21.60UT TOYOKAWA-FUJI
C_{peak}= 0.389
t_{peak}= 0.000
t_{step}= 0.000
t_{delay}= 0.002

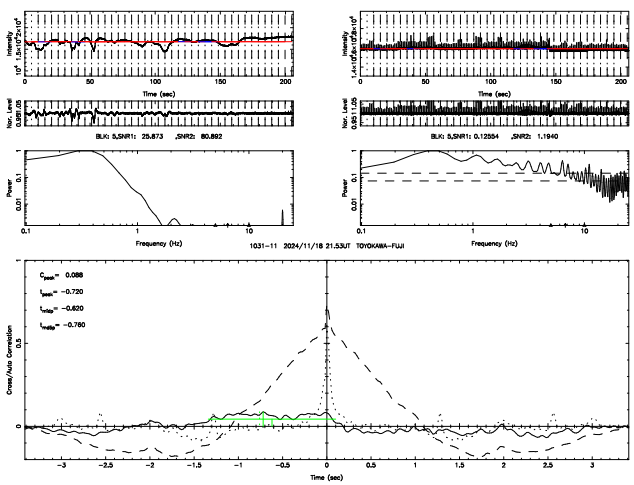
T20241119062958
F20241119062959
BLK: 5,SNR1: 25.873 ,SNR2: 80.892
BLK: 5,SNR1: 0.12554 ,SNR2: 1.1940
1031-11 2024/11/18 21.53UT TOYOKAWA-FUJI
C_{peak}= 0.088
t_{peak}= -0.720
t_{step}= -0.620
t_{delay}= -0.760

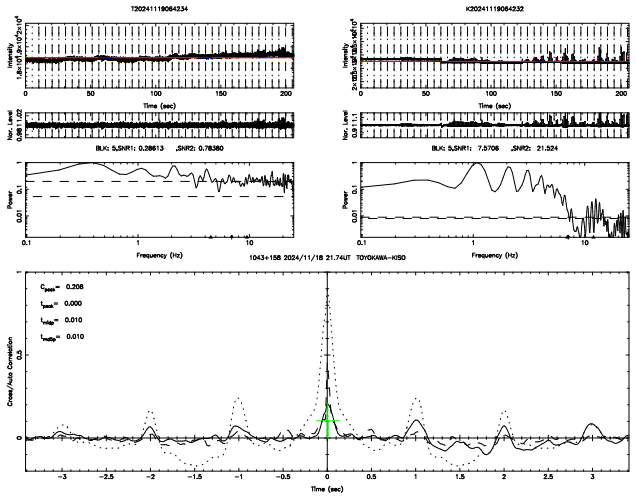
T20241119064234
K20241119064232
BLK: 5,SNR1: 0.28613 ,SNR2: 0.78380
BLK: 5,SNR1: 7.5706 ,SNR2: 21.524
1043+158 2024/11/18 21.74UT TOYOKAWA-KISO
C_{peak}= 0.206
t_{peak}= 0.000
t_{step}= 0.010
t_{delay}= 0.010

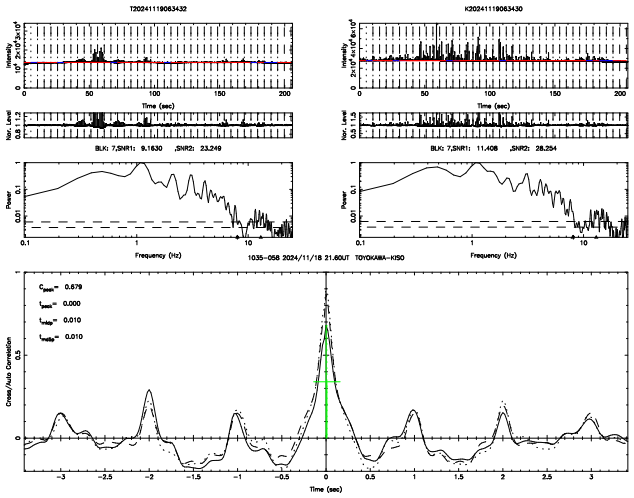
T20241119063432
K20241119063430
BLK: 7,SNR1: 9.1630 ,SNR2: 23.249
BLK: 7,SNR1: 11.408 ,SNR2: 28.254
1035-058 2024/11/18 21.60UT TOYOKAWA-KISO
C_{peak}= 0.679
t_{peak}= 0.000
t_{step}= 0.010
t_{delay}= 0.010

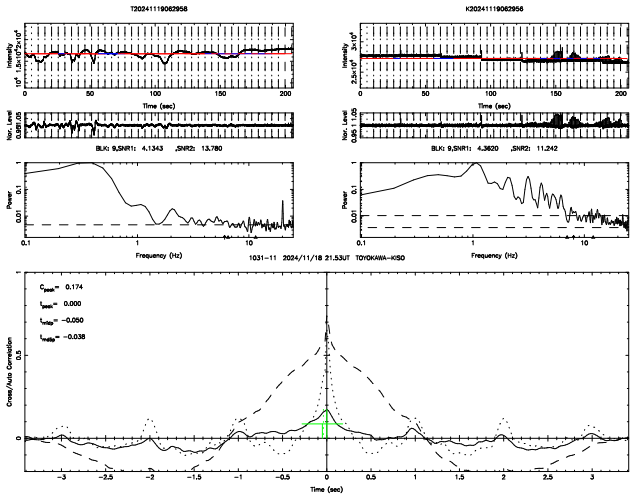
T20241119062958
K20241119062956
BLK: 9,SNR1: 4.1343 ,SNR2: 13.780
BLK: 9,SNR1: 4.3620 ,SNR2: 11.242
1031-11 2024/11/18 21.53UT TOYOKAWA-KISO
C_{peak}= 0.174
t_{peak}= 0.000
t_{step}= -0.050
t_{delay}= -0.038

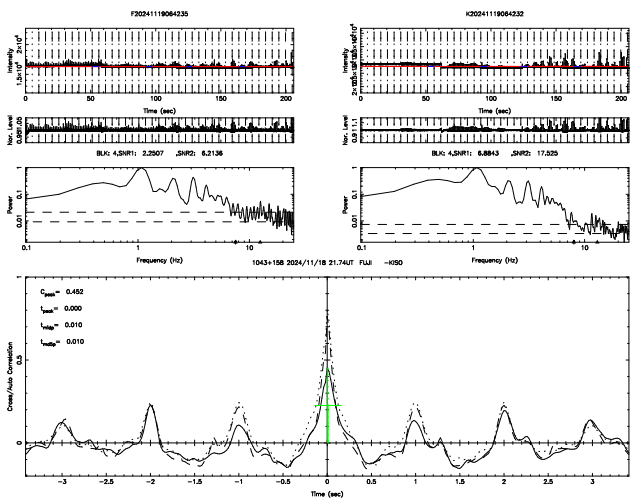
F20241119064235
K20241119064232
BLK: 4,SNR1: 3.2507 ,SNR2: 6.2136
BLK: 4,SNR1: 6.8843 ,SNR2: 17.525
1043+158 2024/11/18 21.74UT FUJI -KISO
C_{peak}= 0.452
t_{peak}= 0.000
t_{step}= 0.010
t_{delay}= 0.010

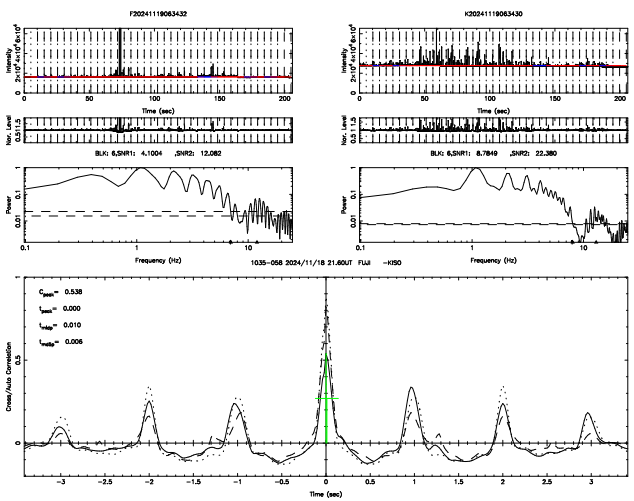
F20241119063432
K20241119063430
BLK: 6,SNR1: 4.1004 ,SNR2: 12.082
BLK: 6,SNR1: 8.7849 ,SNR2: 22.380
1035-058 2024/11/18 21.60UT FUJI -KISO
C_{peak}= 0.538
t_{peak}= 0.000
t_{step}= 0.010
t_{delay}= 0.006

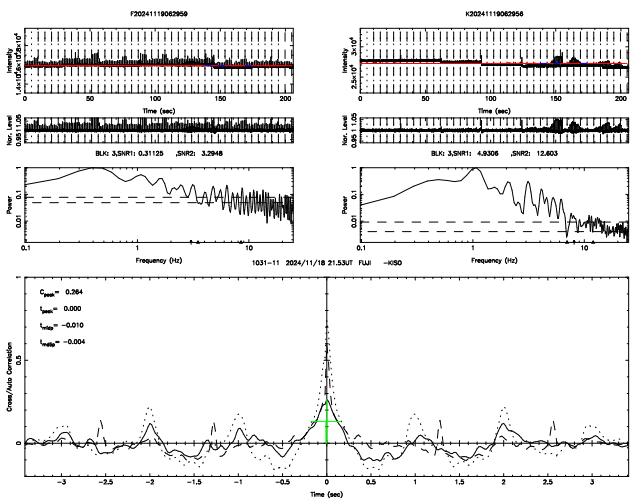
F20241119062959
K20241119062956
BLK: 3,SNR1: 0.31125 ,SNR2: 3.2948
BLK: 3,SNR1: 4.9306 ,SNR2: 12.603
1031-11 2024/11/18 21.53UT FUJI -KISO
C_{peak}= 0.264
t_{peak}= 0.000
t_{step}= -0.010
t_{delay}= -0.004

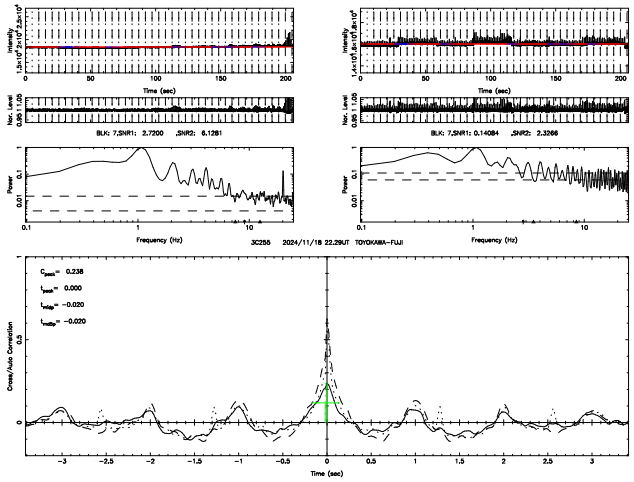
T20241119071544
F20241119071545
BLK: 7,SNR1: 2.7200 ,SNR2: 6.1281
BLK: 7,SNR1: 0.14084 ,SNR2: 2.3266
3C255 2024/11/18 22.29UT TOYOKAWA-FUJI
C_{peak}= 0.238
t_{peak}= 0.000
t_{edge}= −0.020
t_{cntr}= −0.020

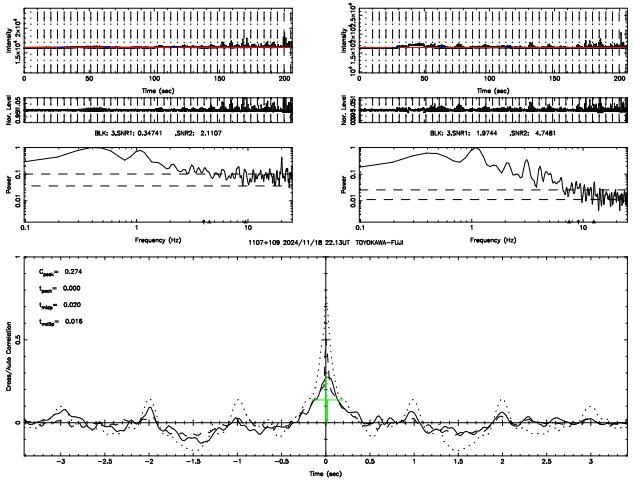
T20241119070607
F20241119070608
BLK: 3,SNR1: 0.34741 ,SNR2: 2.1107
BLK: 3,SNR1: 1.9744 ,SNR2: 4.7481
1107+109 2024/11/18 22.13UT TOYOKAWA-FUJI
C_{peak}= 0.274
t_{peak}= 0.000
t_{edge}= 0.020
t_{cntr}= 0.016

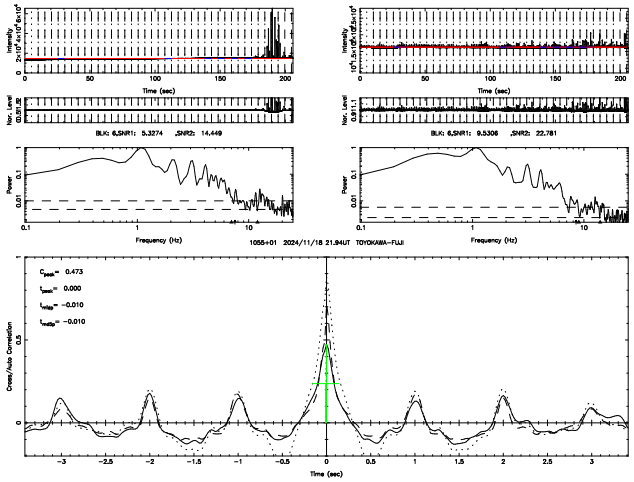
T20241119065449
F20241119065450
BLK: 6,SNR1: 5.3274 ,SNR2: 14.449
BLK: 6,SNR1: 9.5306 ,SNR2: 22.781
1055+01 2024/11/18 21.94UT TOYOKAWA-FUJI
C_{peak}= 0.473
t_{peak}= 0.000
t_{edge}= −0.010
t_{cntr}= −0.010

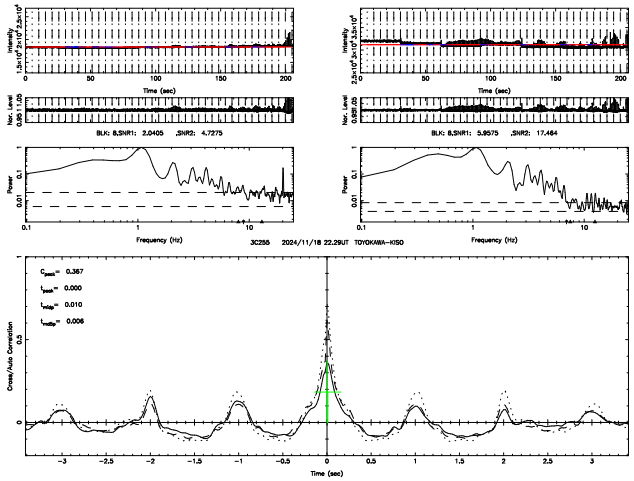
T20241119071544
K20241119071542
BLK: 8,SNR1: 2.0405 ,SNR2: 4.7275
BLK: 8,SNR1: 5.9575 ,SNR2: 17.464
3C255 2024/11/18 22.29UT TOYOKAWA-KISO
C_{peak}= 0.367
t_{peak}= 0.000
t_{edge}= 0.010
t_{cntr}= 0.006

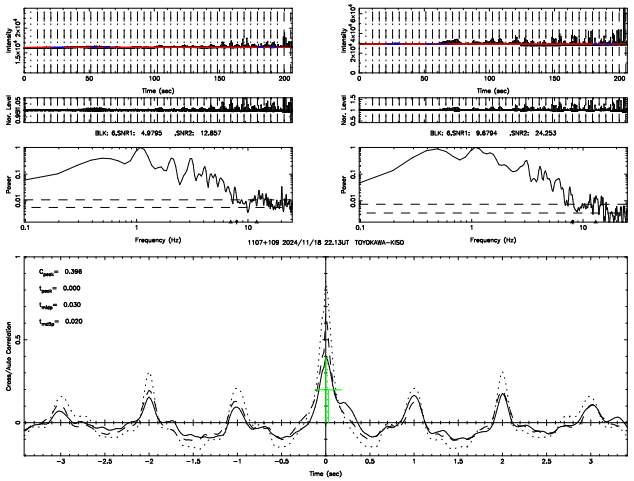
T20241119070607
K20241119070605
BLK: 6,SNR1: 4.9795 ,SNR2: 12.857
BLK: 6,SNR1: 9.6794 ,SNR2: 24.253
1107+109 2024/11/18 22.13UT TOYOKAWA-KISO
C_{peak}= 0.395
t_{peak}= 0.000
t_{edge}= 0.030
t_{cntr}= 0.020

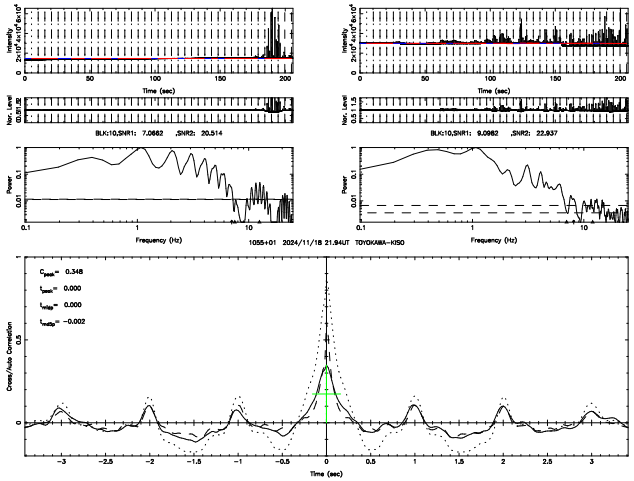
T20241119065449
K20241119065447
BLK:10,SNR1: 7.0662 ,SNR2: 20.514
BLK:10,SNR1: 9.0982 ,SNR2: 22.937
1055+01 2024/11/18 21.94UT TOYOKAWA-KISO
C_{peak}= 0.348
t_{peak}= 0.000
t_{edge}= 0.000
t_{cntr}= −0.002

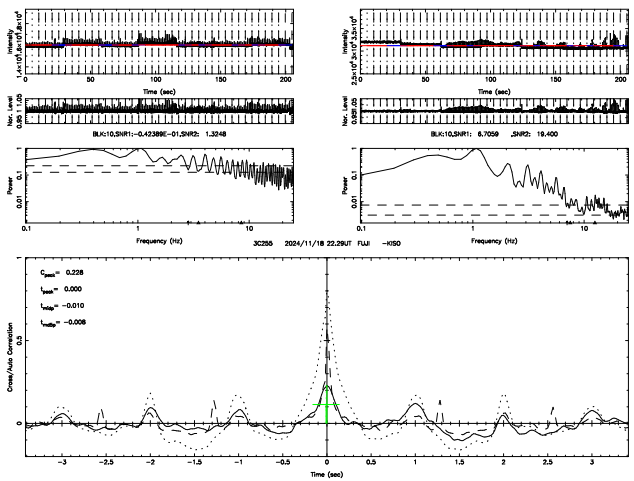
F20241119071545
K20241119071542
BLK:10,SNR1:−0.42389E−01,SNR2: 1.3248
BLK:10,SNR1: 6.7059 ,SNR2: 19.400
3C255 2024/11/18 22.29UT FUJI -KISO
C_{peak}= 0.228
t_{peak}= 0.000
t_{edge}= −0.010
t_{cntr}= −0.008

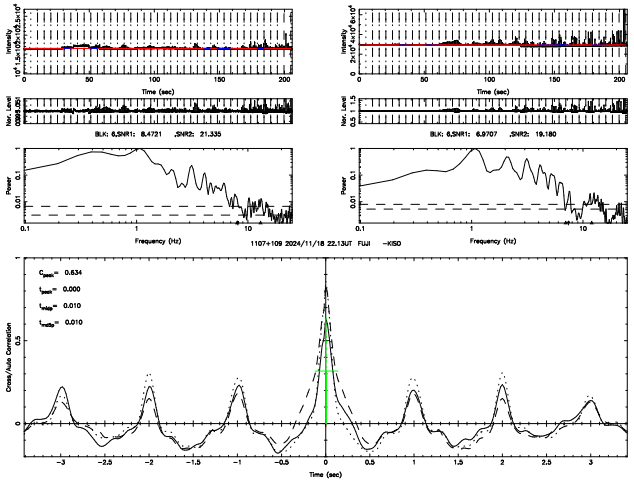
F20241119070608
K20241119070605
BLK: 6,SNR1: 8.4721 ,SNR2: 21.335
BLK: 6,SNR1: 6.9707 ,SNR2: 19.180
1107+109 2024/11/18 22.13UT FUJI -KISO
C_{peak}= 0.634
t_{peak}= 0.000
t_{edge}= 0.010
t_{cntr}= 0.010

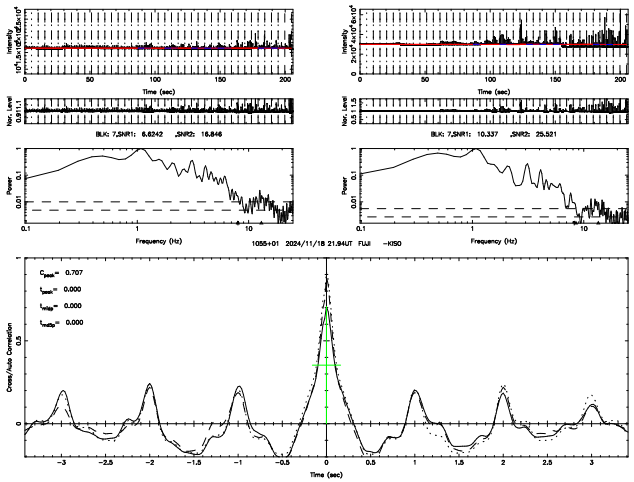
F20241119065450
K20241119065447
BLK: 7,SNR1: 6.6242 ,SNR2: 16.846
BLK: 7,SNR1: 10.337 ,SNR2: 25.521
1055+01 2024/11/18 21.94UT FUJI -KISO
C_{peak}= 0.707
t_{peak}= 0.000
t_{edge}= 0.000
t_{cntr}= 0.000

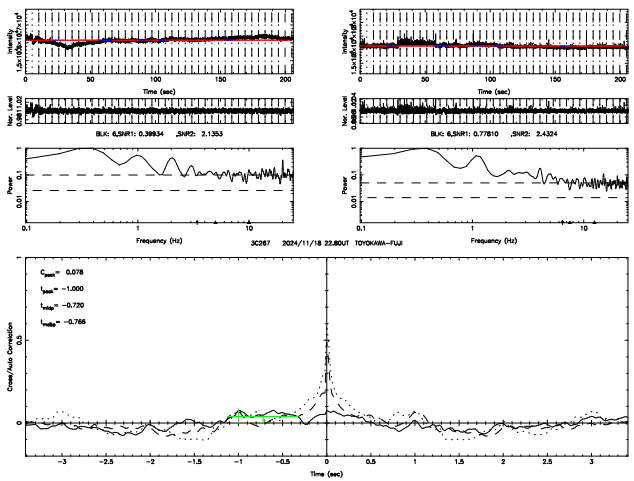
T20241119074609
F20241119074610
BLK: 6,SNR1: 0.39934 ,SNR2: 2.1353
BLK: 6,SNR1: 0.77810 ,SNR2: 2.4324
3C267 2024/11/18 22.80UT TOYOKAWA-FUJI
C_{peak}= 0.078
t_{peak}= -1.000
t_{cntr}= -0.720
t_{width}= -0.765

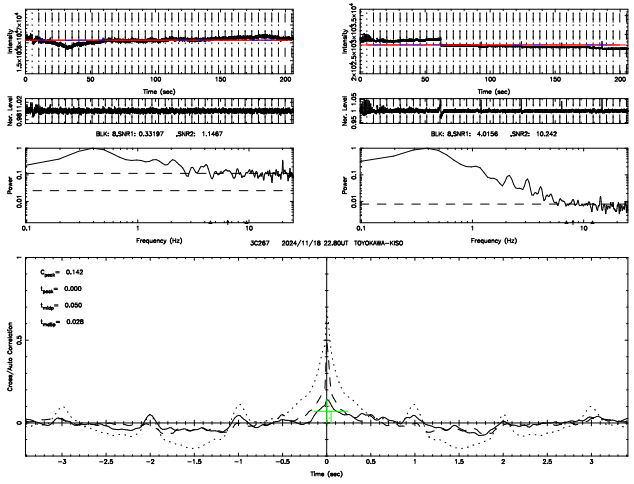
T20241119074609
K20241119074607
BLK: 8,SNR1: 0.33197 ,SNR2: 1.1467
BLK: 8,SNR1: 4.0156 ,SNR2: 10.242
3C267 2024/11/18 22.80UT TOYOKAWA-KISO
C_{peak}= 0.142
t_{peak}= 0.000
t_{cntr}= 0.050
t_{width}= 0.028

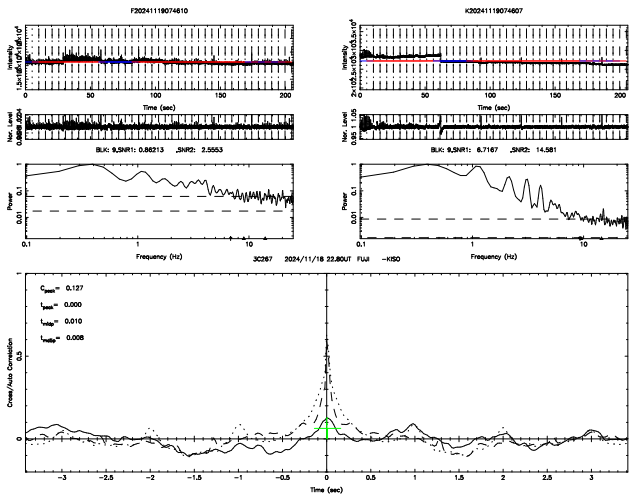
F20241119074610
K20241119074607
BLK: 9,SNR1: 0.86213 ,SNR2: 2.5553
BLK: 9,SNR1: 6.7167 ,SNR2: 14.581
3C267 2024/11/18 22.80UT FUJI -KISO
C_{peak}= 0.127
t_{peak}= 0.000
t_{cntr}= 0.010
t_{width}= 0.008

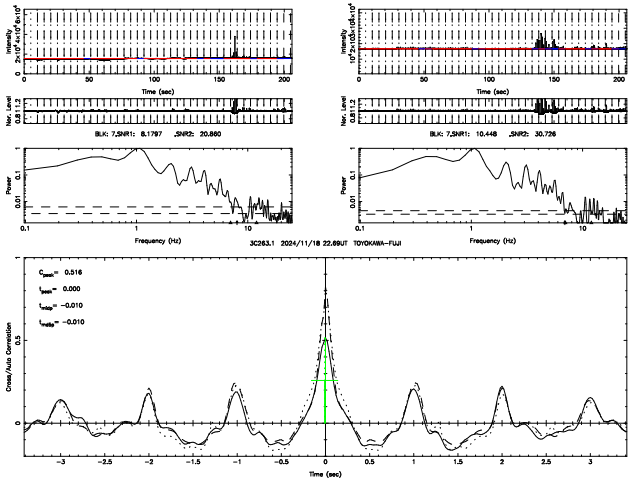
T20241119073942
F20241119073942
BLK: 7,SNR1: 8.1797 ,SNR2: 20.860
BLK: 7,SNR1: 10.448 ,SNR2: 30.726
3C263.1 2024/11/18 22.69UT TOYOKAWA-FUJI
C_{peak}= 0.516
t_{peak}= 0.000
t_{cntr}= -0.010
t_{width}= -0.010

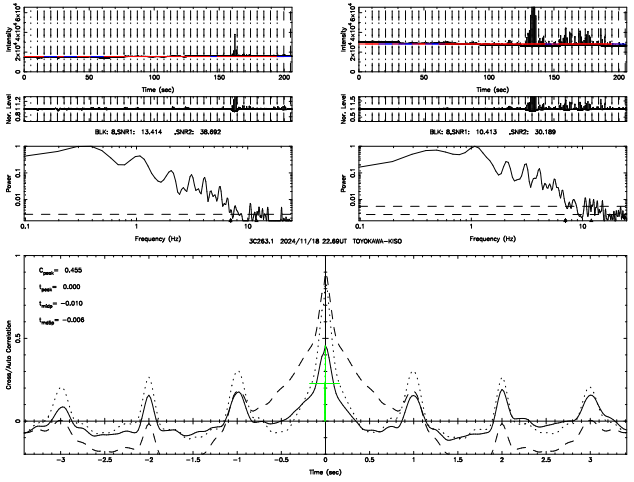
T20241119073942
K20241119073940
BLK: 8,SNR1: 13.414 ,SNR2: 38.692
BLK: 8,SNR1: 10.413 ,SNR2: 30.189
3C263.1 2024/11/18 22.69UT TOYOKAWA-KISO
C_{peak}= 0.455
t_{peak}= 0.000
t_{cntr}= -0.010
t_{width}= -0.006

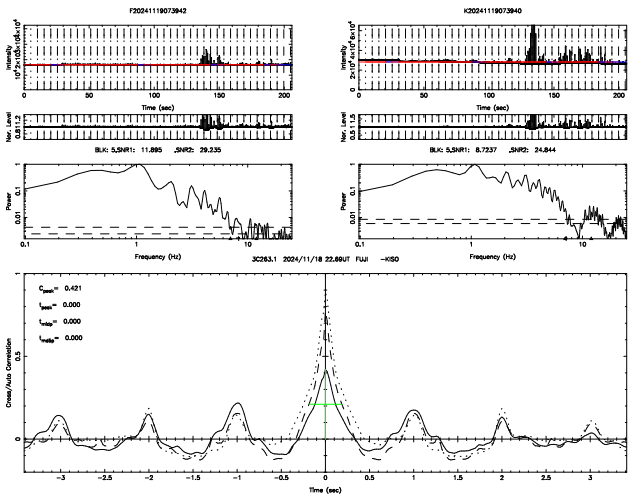
F20241119073942
K20241119073940
BLK: 5,SNR1: 11.895 ,SNR2: 29.235
BLK: 5,SNR1: 8.7237 ,SNR2: 24.844
3C263.1 2024/11/18 22.69UT FUJI -KISO
C_{peak}= 0.421
t_{peak}= 0.000
t_{cntr}= 0.000
t_{width}= 0.000

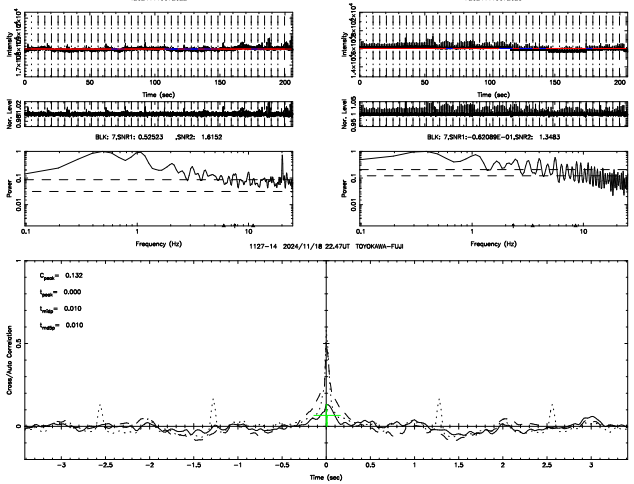
T20241119072622
F20241119072623
BLK: 7,SNR1: 0.52523 ,SNR2: 1.6152
BLK: 7,SNR1:-0.62089E-01,SNR2: 1.3483
1127-14 2024/11/18 22.47UT TOYOKAWA-FUJI
C_{peak}= 0.132
t_{peak}= 0.000
t_{cntr}= 0.010
t_{width}= 0.010

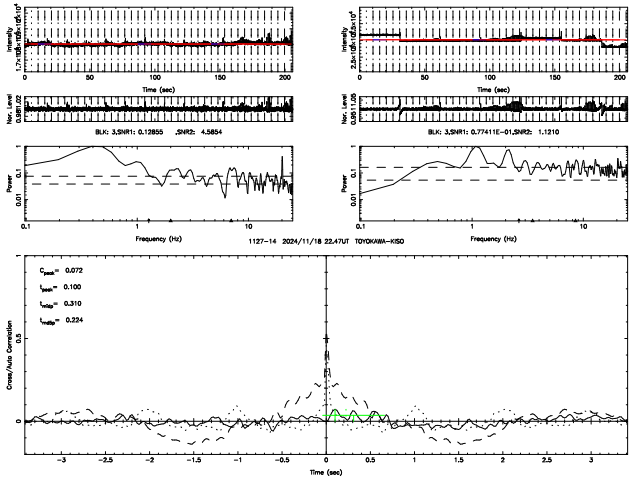
T20241119072622
K20241119072620
BLK: 3,SNR1: 0.12855 ,SNR2: 4.5854
BLK: 3,SNR1: 0.77411E-01,SNR2: 1.1210
1127-14 2024/11/18 22.47UT TOYOKAWA-KISO
C_{peak}= 0.072
t_{peak}= 0.100
t_{cntr}= 0.310
t_{width}= 0.224

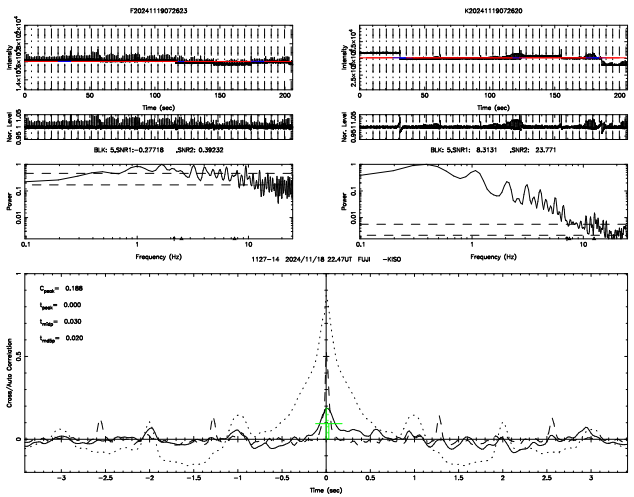
F20241119072623
K20241119072620
BLK: 5,SNR1:-0.27718 ,SNR2: 0.39232
BLK: 5,SNR1: 8.3131 ,SNR2: 23.771
1127-14 2024/11/18 22.47UT FUJI -KISO
C_{peak}= 0.188
t_{peak}= 0.000
t_{cntr}= 0.030
t_{width}= 0.020

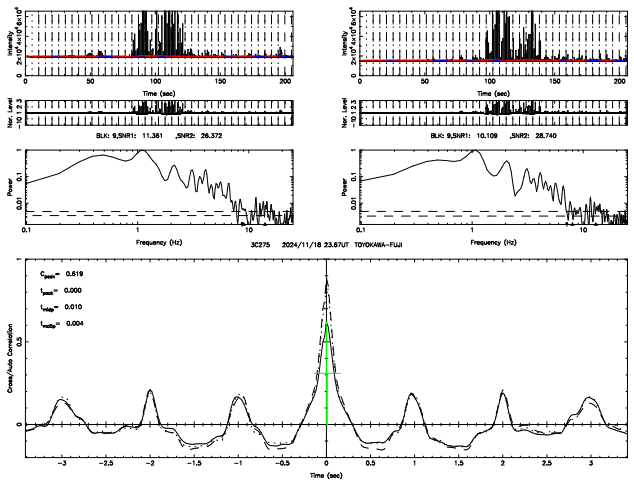
T20241119083825
F20241119083826
BLK: 9,SNR1: 11.361 ,SNR2: 26.372
BLK: 9,SNR1: 10.109 ,SNR2: 28.740
3C275 2024/11/18 23.67UT TOYOKAWA-FUJI
C_{peak}= 0.519
t_{peak}= 0.000
t_{edge}= 0.010
t_{edge}= 0.004

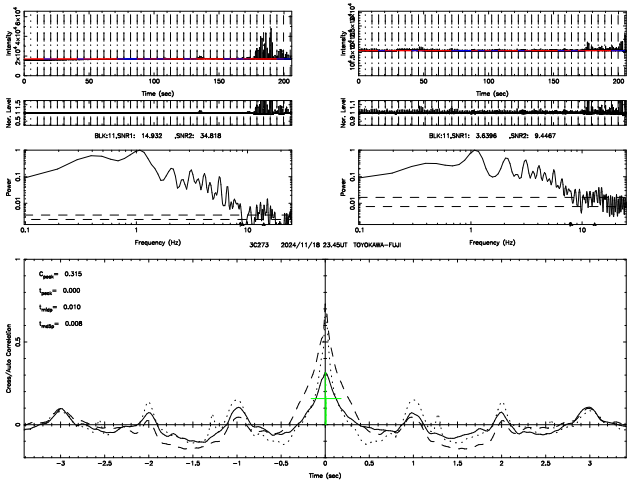
T20241119082514
F20241119082515
BLK:11,SNR1: 14.932 ,SNR2: 34.818
BLK:11,SNR1: 3.6396 ,SNR2: 9.4467
3C273 2024/11/18 23.45UT TOYOKAWA-FUJI
C_{peak}= 0.315
t_{peak}= 0.000
t_{edge}= 0.010
t_{edge}= 0.008

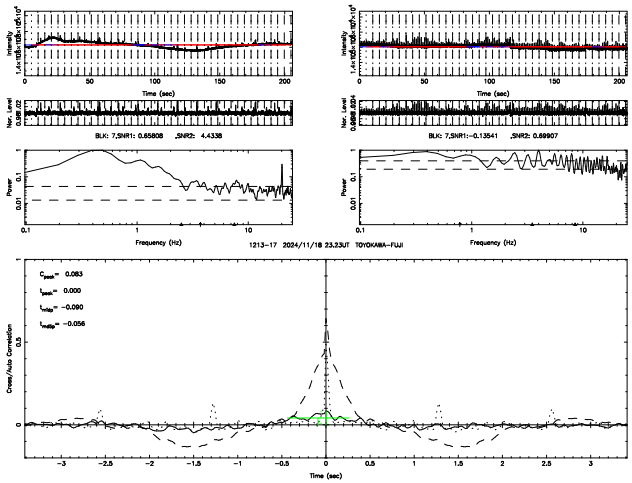
T20241119081157
F20241119081158
BLK: 7,SNR1: 0.65808 ,SNR2: 4.4338
BLK: 7,SNR1:-0.13541 ,SNR2: 0.69907
1213-17 2024/11/18 23.23UT TOYOKAWA-FUJI
C_{peak}= 0.083
t_{peak}= 0.000
t_{edge}= -0.090
t_{edge}= -0.056

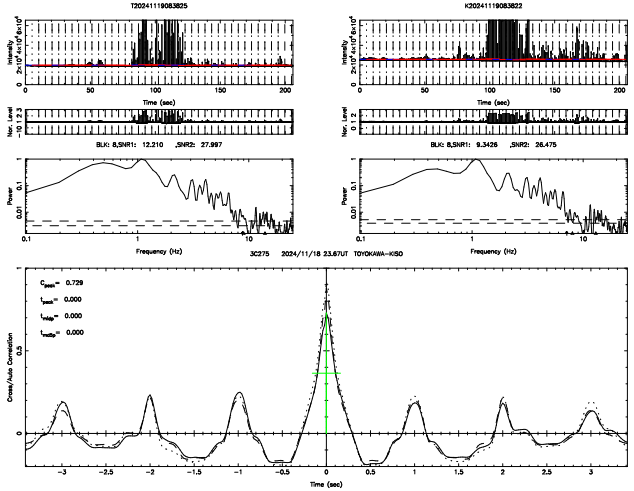
T20241119083825
K20241119083822
BLK: 8,SNR1: 12.210 ,SNR2: 27.997
BLK: 8,SNR1: 9.3426 ,SNR2: 26.475
3C275 2024/11/18 23.67UT TOYOKAWA-KISO
C_{peak}= 0.729
t_{peak}= 0.000
t_{edge}= 0.000
t_{edge}= 0.000

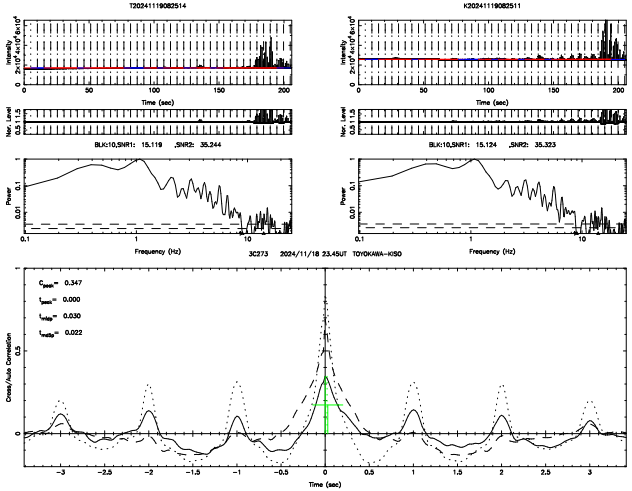
T20241119082514
K20241119082511
BLK:10,SNR1: 15.119 ,SNR2: 35.244
BLK:10,SNR1: 15.124 ,SNR2: 35.323
3C273 2024/11/18 23.45UT TOYOKAWA-KISO
C_{peak}= 0.347
t_{peak}= 0.000
t_{edge}= 0.030
t_{edge}= 0.022

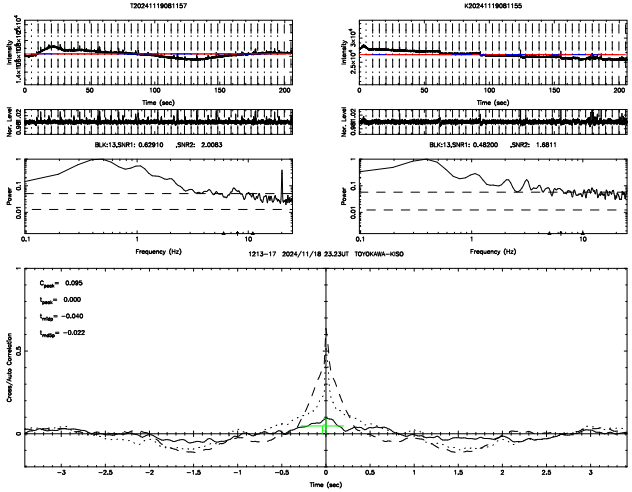
T20241119081157
K20241119081155
BLK:13,SNR1: 0.62910 ,SNR2: 2.0083
BLK:13,SNR1: 0.48200 ,SNR2: 1.6811
1213-17 2024/11/18 23.23UT TOYOKAWA-KISO
C_{peak}= 0.095
t_{peak}= 0.000
t_{edge}= -0.040
t_{edge}= -0.022

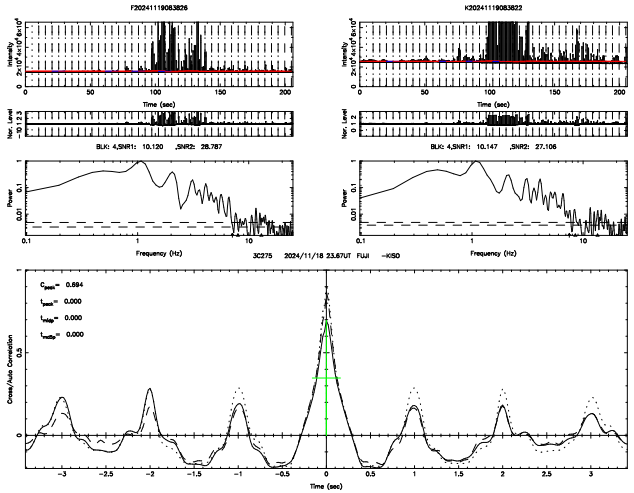
F20241119083826
K20241119083822
BLK: 4,SNR1: 10.120 ,SNR2: 28.787
BLK: 4,SNR1: 10.147 ,SNR2: 27.106
3C275 2024/11/18 23.67UT FUJI -KISO
C_{peak}= 0.594
t_{peak}= 0.000
t_{edge}= 0.000
t_{edge}= 0.000

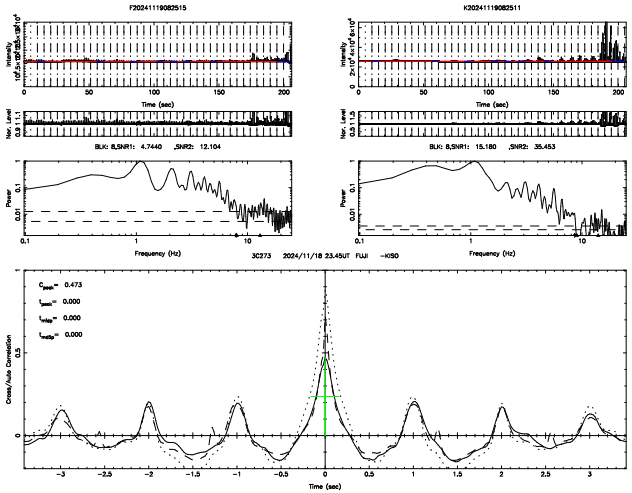
F20241119082515
K20241119082511
BLK: 8,SNR1: 4.7440 ,SNR2: 12.104
BLK: 8,SNR1: 15.180 ,SNR2: 35.453
3C273 2024/11/18 23.45UT FUJI -KISO
C_{peak}= 0.473
t_{peak}= 0.000
t_{edge}= 0.000
t_{edge}= 0.000

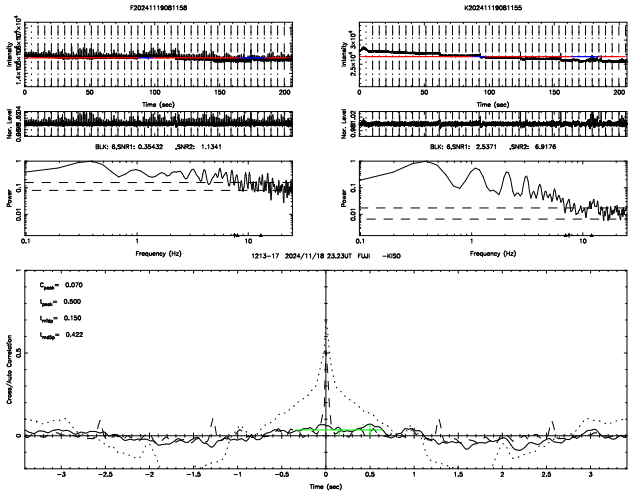
F20241119081158
K20241119081155
BLK: 6,SNR1: 0.35432 ,SNR2: 1.1341
BLK: 6,SNR1: 2.5371 ,SNR2: 6.9176
1213-17 2024/11/18 23.23UT FUJI -KISO
C_{peak}= 0.070
t_{peak}= 0.500
t_{edge}= 0.150
t_{edge}= 0.422

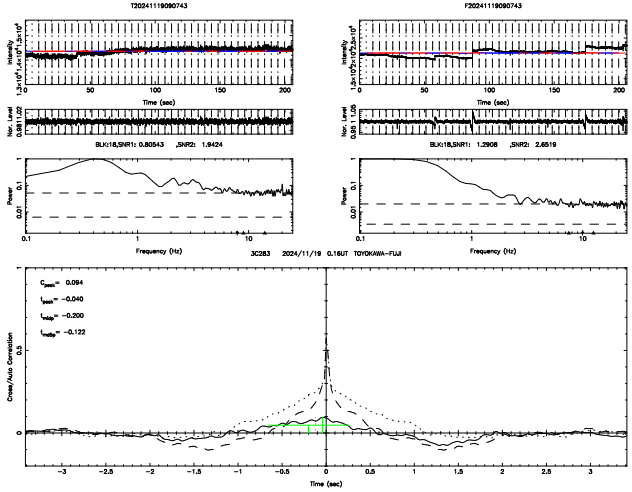
T20241119090743
F20241119090743
BLK18,SNR1: 0.80543 ,SNR2: 1.9424
BLK18,SNR1: 1.2908 ,SNR2: 2.6519
3C283 2024/11/19 0.16UT TOYOKAWA-FUJI
C_{peak}= 0.094
t_{peak}= -0.040
t_{edge}= -0.200
t_{edge}= -0.122

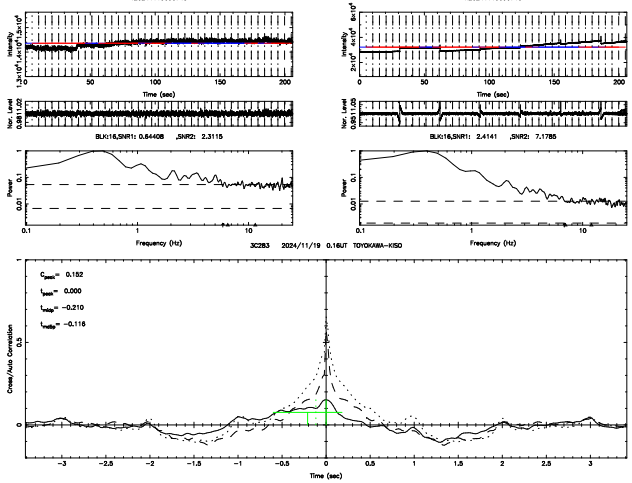
T20241119090743
K20241119090740
BLK18,SNR1: 0.64408 ,SNR2: 2.3115
BLK16,SNR1: 2.4141 ,SNR2: 7.1785
3C283 2024/11/19 0.16UT TOYOKAWA-KISO
C_{peak}= 0.152
t_{peak}= 0.000
t_{edge}= -0.210
t_{edge}= -0.116

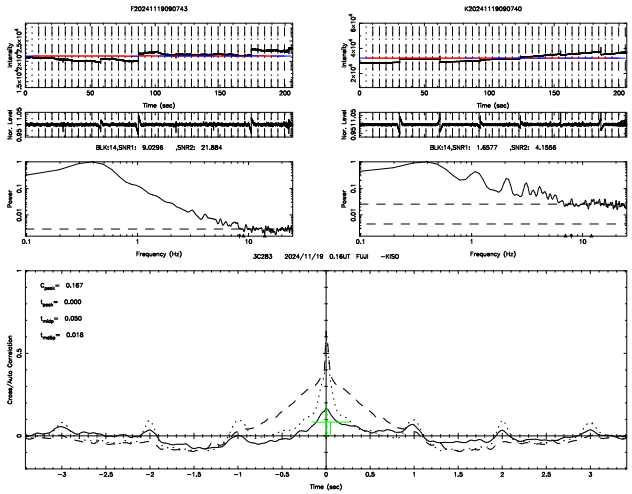
F20241119090743
K20241119090740
BLK14,SNR1: 9.0296 ,SNR2: 21.884
BLK14,SNR1: 1.6577 ,SNR2: 4.1556
3C283 2024/11/19 0.16UT FUJI -KISO
C_{peak}= 0.167
t_{peak}= 0.000
t_{edge}= 0.050
t_{edge}= 0.018

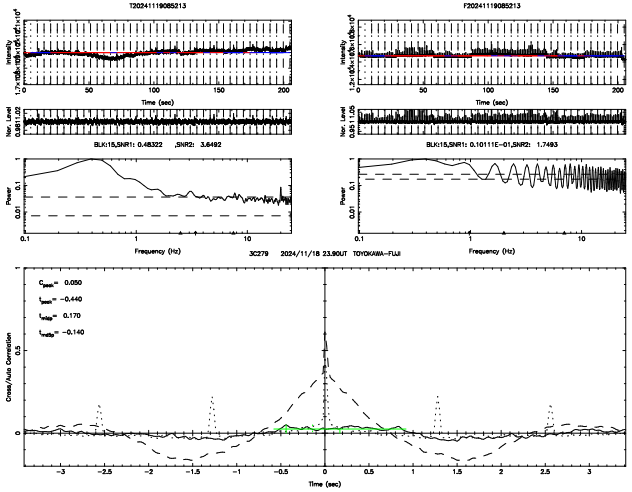
T20241119085213
F20241119085213
BLK15,SNR1: 0.48322 ,SNR2: 3.6492
BLK15,SNR1: 0.10111E-01,SNR2: 1.7493
3C279 2024/11/18 23.90UT TOYOKAWA-FUJI
C_{peak}= 0.050
t_{peak}= -0.440
t_{edge}= 0.170
t_{edge}= -0.140

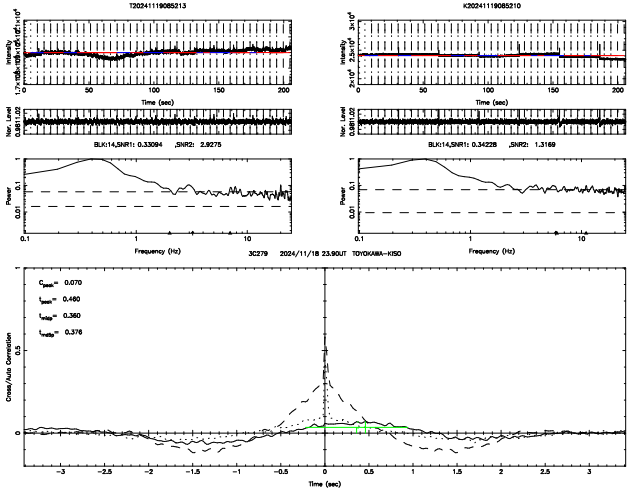
T20241119085213
K20241119085210
BLK14,SNR1: 0.33094 ,SNR2: 2.9275
BLK14,SNR1: 0.34228 ,SNR2: 1.3169
3C279 2024/11/18 23.90UT TOYOKAWA-KISO
C_{peak}= 0.070
t_{peak}= 0.460
t_{edge}= 0.360
t_{edge}= 0.376

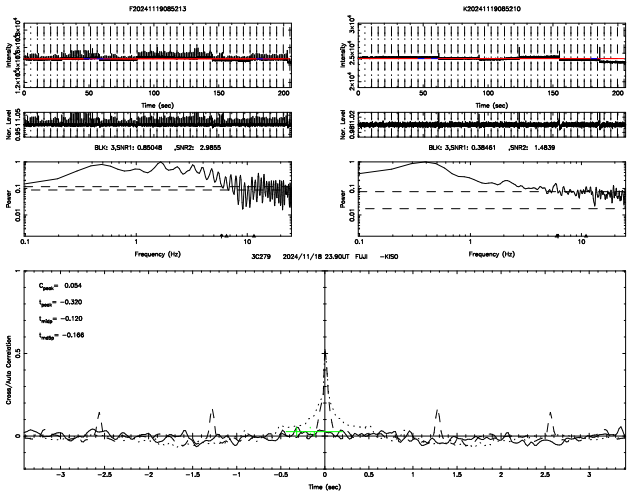
F20241119085213
K20241119085210
BLK: 3,SNR1: 0.85048 ,SNR2: 2.9855
BLK: 3,SNR1: 0.38461 ,SNR2: 1.4839
3C279 2024/11/18 23.90UT FUJI -KISO
C_{peak}= 0.054
t_{peak}= -0.320
t_{edge}= -0.120
t_{edge}= -0.166

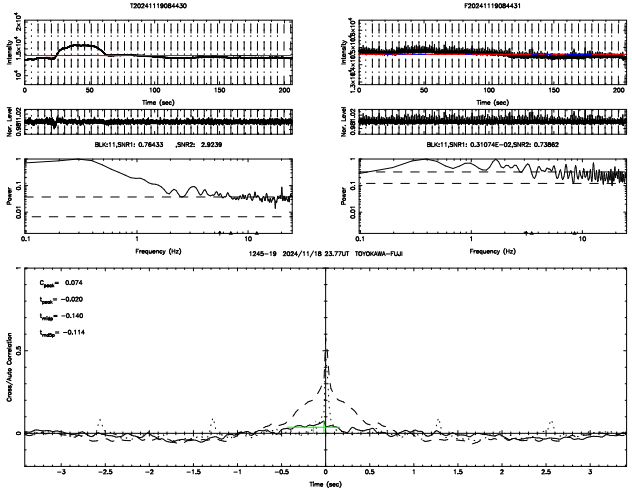
T20241119084430
F20241119084431
BLK11,SNR1: 0.76433 ,SNR2: 2.9239
BLK11,SNR1: 0.31074E-02,SNR2: 0.73862
1245-19 2024/11/18 23.77UT TOYOKAWA-FUJI
C_{peak}= 0.074
t_{peak}= -0.020
t_{edge}= -0.140
t_{edge}= -0.114

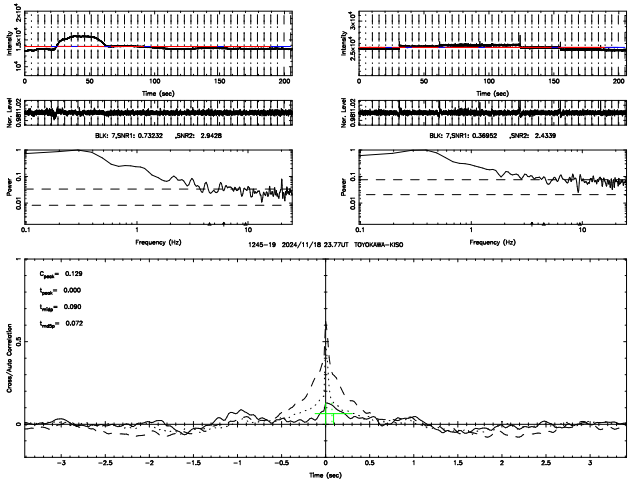
T20241119084430
K20241119084427
BLK: 7,SNR1: 0.73232 ,SNR2: 2.9428
BLK: 7,SNR1: 0.36952 ,SNR2: 2.4339
1245-19 2024/11/18 23.77UT TOYOKAWA-KISO
C_{peak}= 0.129
t_{peak}= 0.000
t_{edge}= 0.090
t_{edge}= 0.072

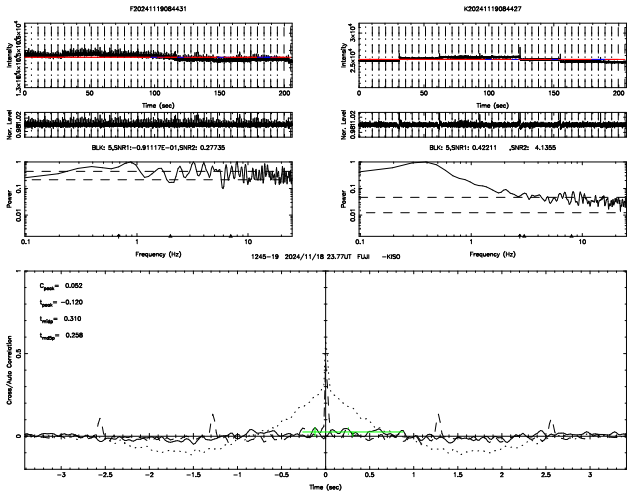
F20241119084431
K20241119084427
BLK: 5,SNR1:-0.91117E-01,SNR2: 0.27735
BLK: 5,SNR1: 0.42211 ,SNR2: 4.1355
1245-19 2024/11/18 23.77UT FUJI -KISO
C_{peak}= 0.052
t_{peak}= -0.120
t_{edge}= 0.310
t_{edge}= 0.258

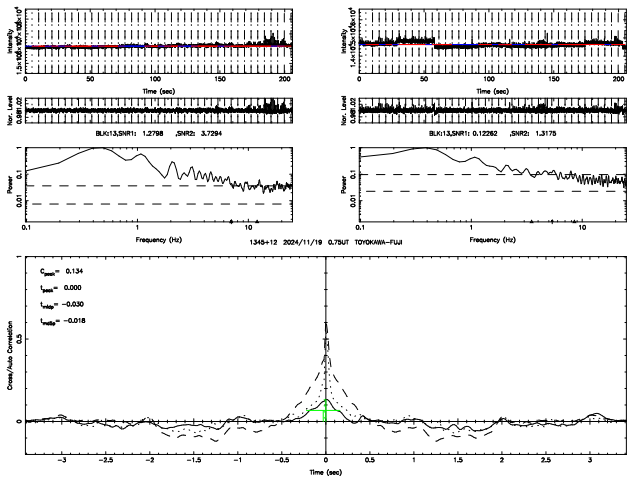
T20241119094325
F20241119094326
BLK13,SNR1: 1.2798 ,SNR2: 3.7294
BLK13,SNR1: 0.12262 ,SNR2: 1.3175
1345+12 2024/11/19 0.75UT TOYOKAWA-FUJI
C_{peak}= 0.134
t_{peak}= 0.000
t_{ridge}= −0.030
t_{edge}= −0.018

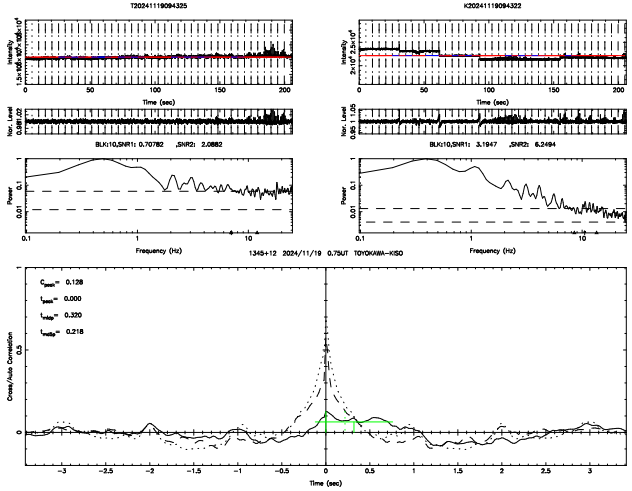
T20241119094325
K20241119094322
BLK10,SNR1: 0.70782 ,SNR2: 2.0882
BLK10,SNR1: 3.1947 ,SNR2: 6.2494
1345+12 2024/11/19 0.75UT TOYOKAWA-KISO
C_{peak}= 0.128
t_{peak}= 0.000
t_{ridge}= 0.320
t_{edge}= 0.218

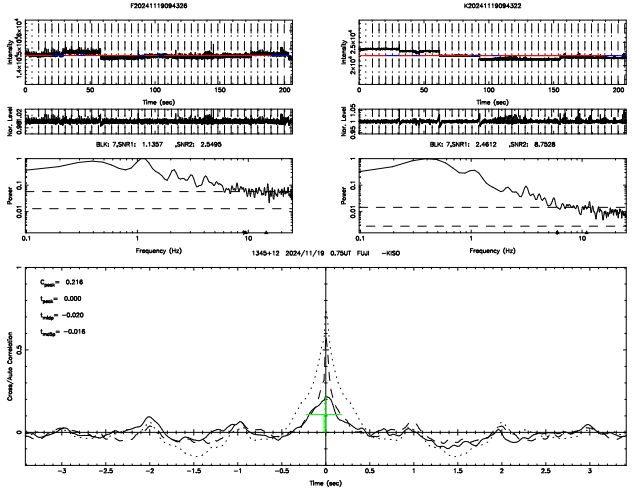
F20241119094326
K20241119094322
BLK: 7,SNR1: 1.1357 ,SNR2: 2.5495
BLK: 7,SNR1: 2.4612 ,SNR2: 6.7528
1345+12 2024/11/19 0.75UT FUJI -KISO
C_{peak}= 0.216
t_{peak}= 0.000
t_{ridge}= −0.020
t_{edge}= −0.016

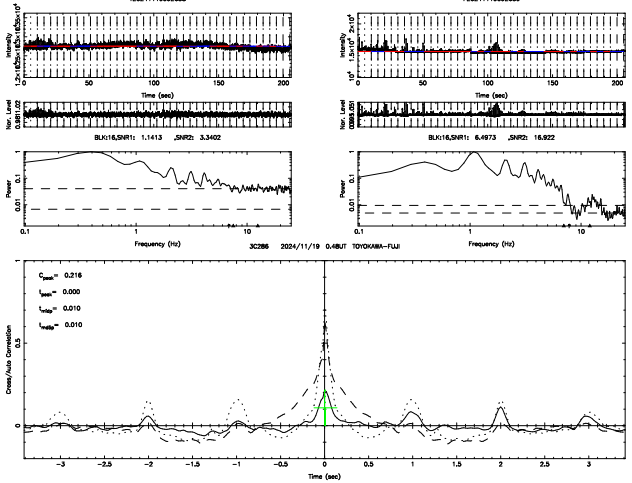
T20241119092658
F20241119092659
BLK16,SNR1: 1.1413 ,SNR2: 3.3402
BLK16,SNR1: 6.4973 ,SNR2: 16.922
3C286 2024/11/19 0.48UT TOYOKAWA-FUJI
C_{peak}= 0.216
t_{peak}= 0.000
t_{ridge}= 0.010
t_{edge}= 0.010

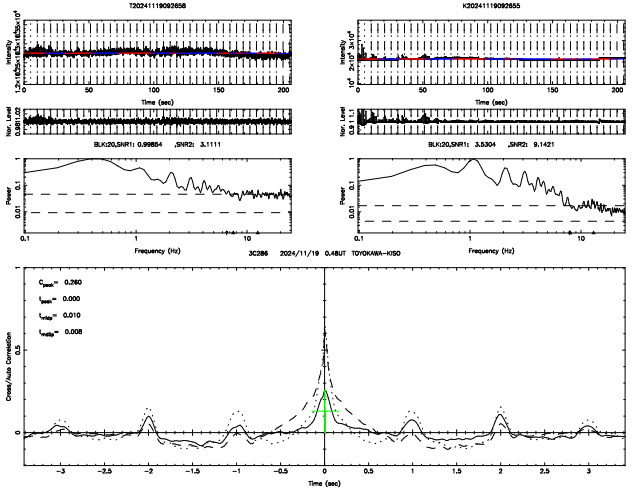
T20241119092658
K20241119092655
BLK20,SNR1: 0.99854 ,SNR2: 3.1111
BLK20,SNR1: 3.5304 ,SNR2: 9.1421
3C286 2024/11/19 0.48UT TOYOKAWA-KISO
C_{peak}= 0.260
t_{peak}= 0.000
t_{ridge}= 0.010
t_{edge}= 0.008

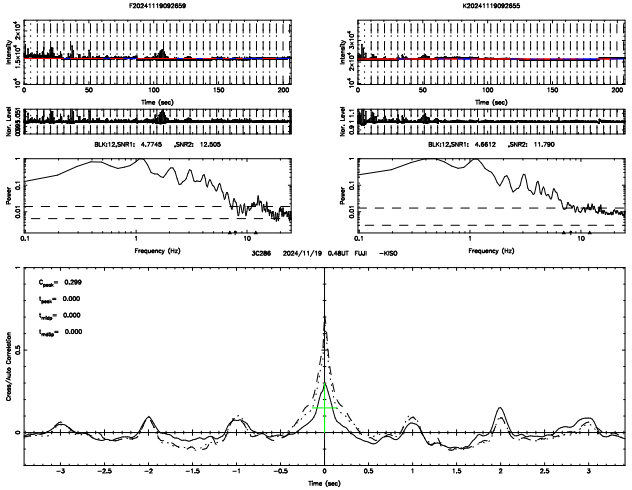
F20241119092659
K20241119092655
BLK12,SNR1: 4.7745 ,SNR2: 12.505
BLK12,SNR1: 4.6612 ,SNR2: 11.790
3C286 2024/11/19 0.48UT FUJI -KISO
C_{peak}= 0.299
t_{peak}= 0.000
t_{ridge}= 0.000
t_{edge}= 0.000

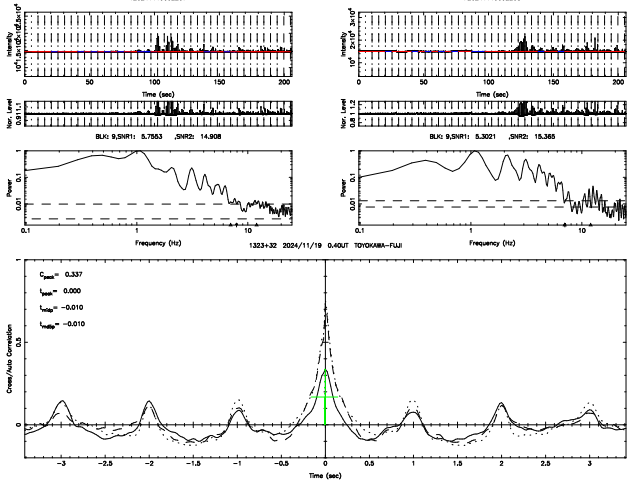
T20241119092207
F20241119092208
BLK: 9,SNR1: 5.7553 ,SNR2: 14.908
BLK: 9,SNR1: 5.3021 ,SNR2: 15.385
1323+32 2024/11/19 0.40UT TOYOKAWA-FUJI
C_{peak}= 0.337
t_{peak}= 0.000
t_{ridge}= −0.010
t_{edge}= −0.010

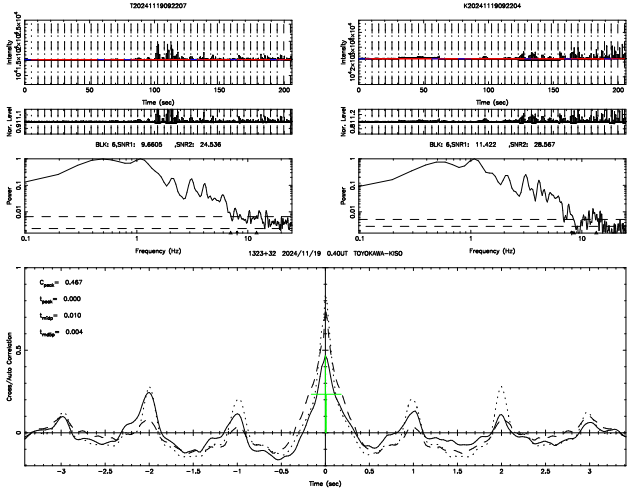
T20241119092207
K20241119092204
BLK: 6,SNR1: 9.6605 ,SNR2: 24.536
BLK: 6,SNR1: 11.422 ,SNR2: 28.567
1323+32 2024/11/19 0.40UT TOYOKAWA-KISO
C_{peak}= 0.467
t_{peak}= 0.000
t_{ridge}= 0.010
t_{edge}= 0.004

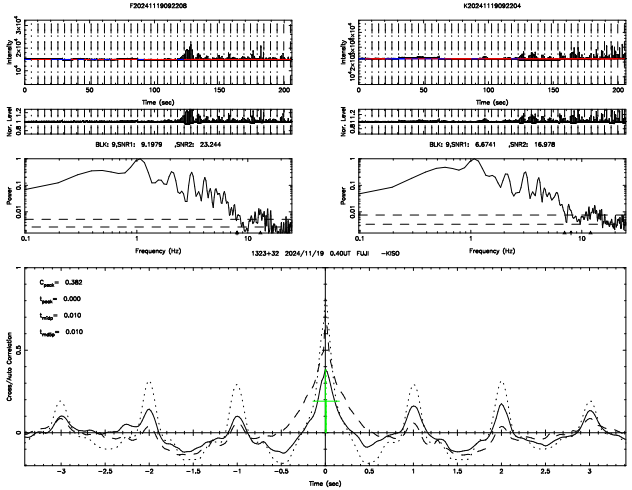
F20241119092208
K20241119092204
BLK: 9,SNR1: 9.1979 ,SNR2: 23.244
BLK: 9,SNR1: 6.6741 ,SNR2: 16.978
1323+32 2024/11/19 0.40UT FUJI -KISO
C_{peak}= 0.382
t_{peak}= 0.000
t_{ridge}= 0.010
t_{edge}= 0.010

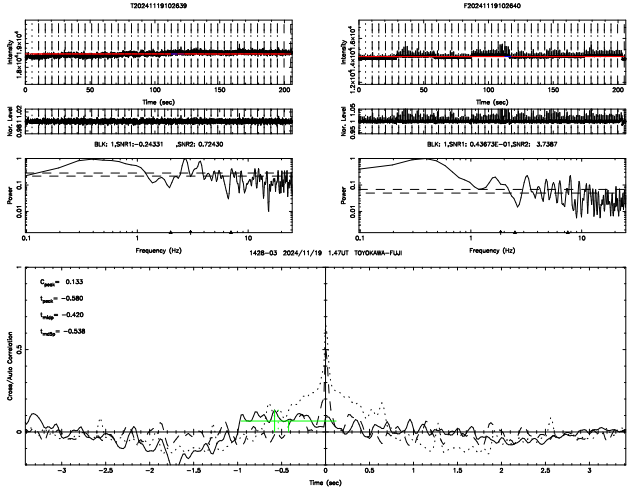
T20241119102639
F20241119102640
BLK: 1,SNR1:-0.24331 ,SNR2: 0.72430
BLK: 1,SNR1: 0.43673E-01,SNR2: 3.7387
1428-03 2024/11/19 1.47UT TOYOKAWA-FUJI
C_{peak}= 0.133
t_{peak}= -0.580
t_{edge}= -0.420
t_{cntr}= -0.538

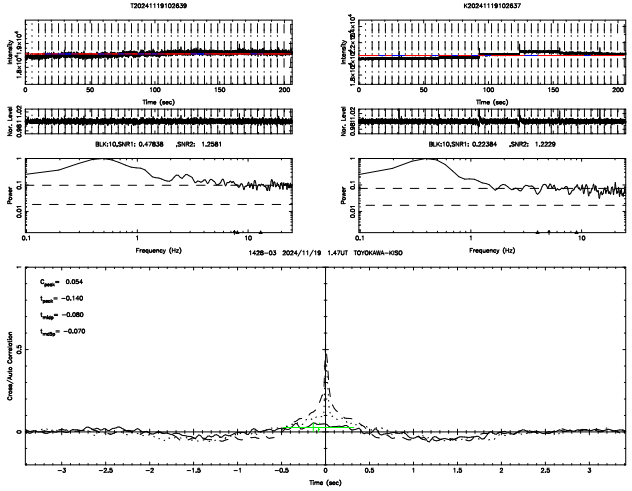
T20241119102639
K20241119102637
BLK:10,SNR1: 0.47838 ,SNR2: 1.2581
BLK:10,SNR1: 0.22384 ,SNR2: 1.2229
1428-03 2024/11/19 1.47UT TOYOKAWA-KISO
C_{peak}= 0.054
t_{peak}= -0.140
t_{edge}= -0.080
t_{cntr}= -0.070

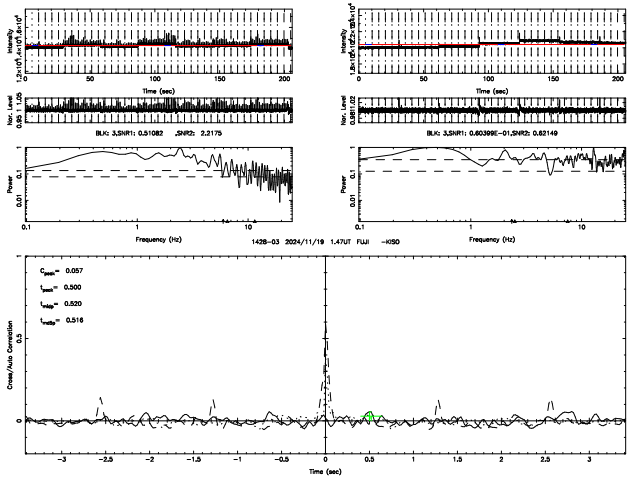
F20241119102640
K20241119102637
BLK: 3,SNR1: 0.51082 ,SNR2: 2.2175
BLK: 3,SNR1: 0.60399E-01,SNR2: 0.62149
1428-03 2024/11/19 1.47UT FUJI -KISO
C_{peak}= 0.057
t_{peak}= 0.500
t_{edge}= 0.520
t_{cntr}= 0.516

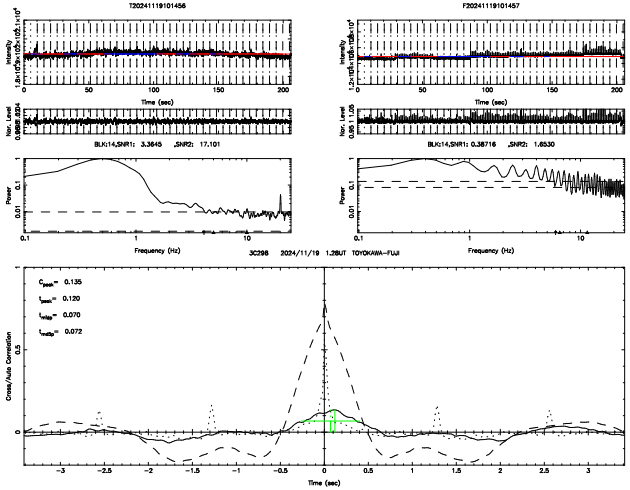
T20241119101456
F20241119101457
BLK:14,SNR1: 3.3645 ,SNR2: 17.101
BLK:14,SNR1: 0.38716 ,SNR2: 1.6530
3C298 2024/11/19 1.28UT TOYOKAWA-FUJI
C_{peak}= 0.135
t_{peak}= 0.120
t_{edge}= 0.070
t_{cntr}= 0.072

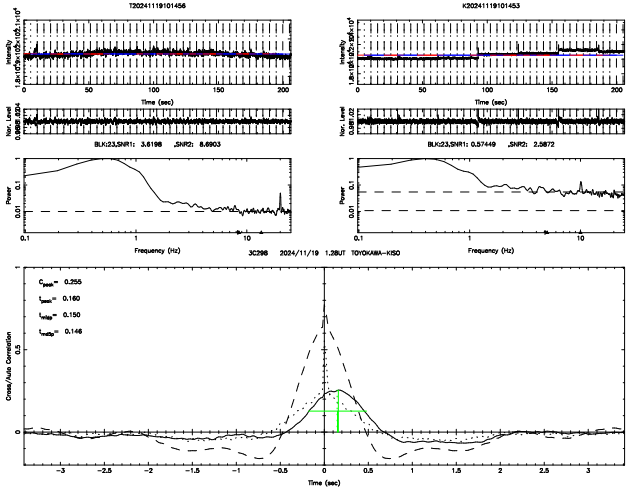
T20241119101456
K20241119101453
BLK:23,SNR1: 3.6198 ,SNR2: 8.6903
BLK:23,SNR1: 0.57449 ,SNR2: 2.5872
3C298 2024/11/19 1.28UT TOYOKAWA-KISO
C_{peak}= 0.255
t_{peak}= 0.160
t_{edge}= 0.150
t_{cntr}= 0.146

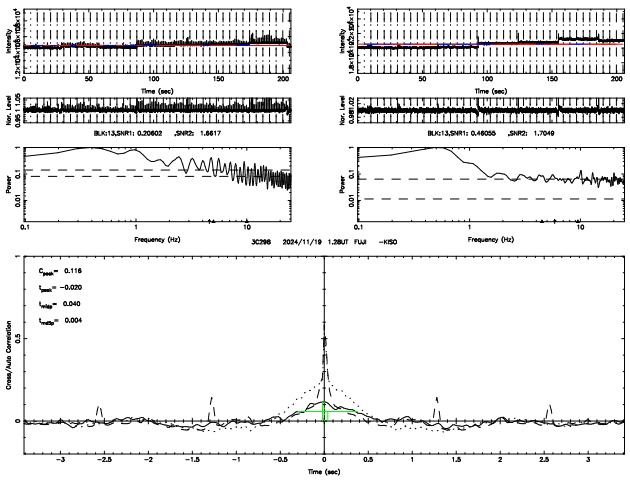
F20241119101457
K20241119101453
BLK:13,SNR1: 0.20602 ,SNR2: 1.6617
BLK:13,SNR1: 0.46035 ,SNR2: 1.7049
3C298 2024/11/19 1.28UT FUJI -KISO
C_{peak}= 0.115
t_{peak}= -0.020
t_{edge}= 0.040
t_{cntr}= 0.004

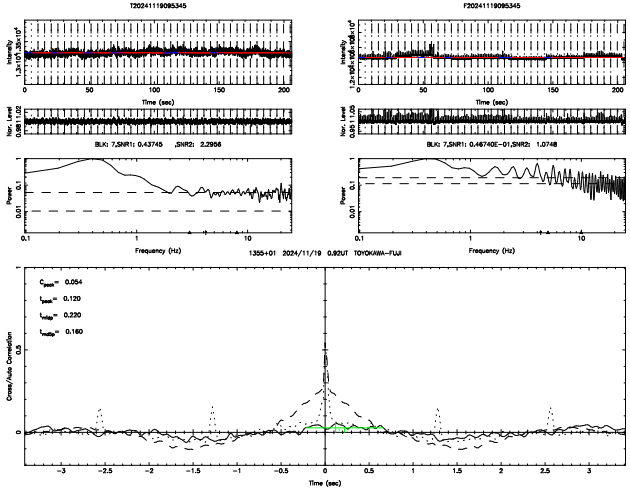
T20241119095345
F20241119095345
BLK: 7,SNR1: 0.43745 ,SNR2: 2.2956
BLK: 7,SNR1: 0.46740E-01,SNR2: 1.0748
1355+01 2024/11/19 0.92UT TOYOKAWA-FUJI
C_{peak}= 0.054
t_{peak}= 0.120
t_{edge}= 0.220
t_{cntr}= 0.160

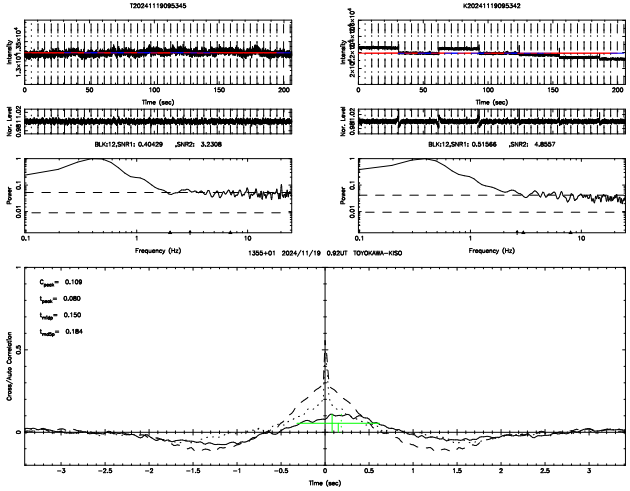
T20241119095345
K20241119095342
BLK:12,SNR1: 0.40429 ,SNR2: 3.2308
BLK:12,SNR1: 0.51566 ,SNR2: 4.8557
1355+01 2024/11/19 0.92UT TOYOKAWA-KISO
C_{peak}= 0.109
t_{peak}= 0.080
t_{edge}= 0.150
t_{cntr}= 0.184

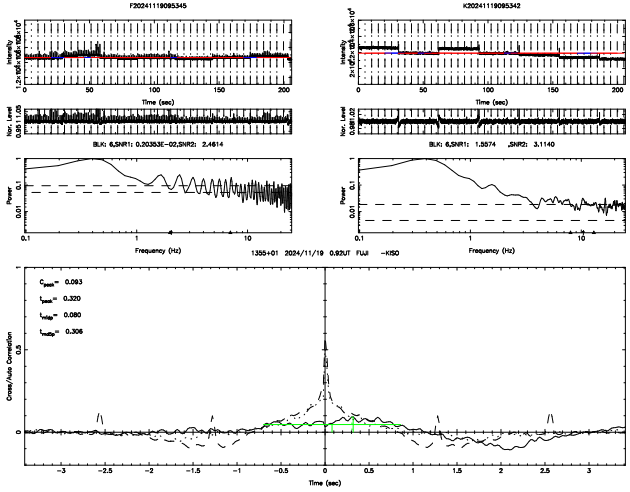
F20241119095345
K20241119095342
BLK: 6,SNR1: 0.20353E-02,SNR2: 2.4614
BLK: 6,SNR1: 1.5574 ,SNR2: 3.1140
1355+01 2024/11/19 0.92UT FUJI -KISO
C_{peak}= 0.093
t_{peak}= 0.320
t_{edge}= 0.080
t_{cntr}= 0.306

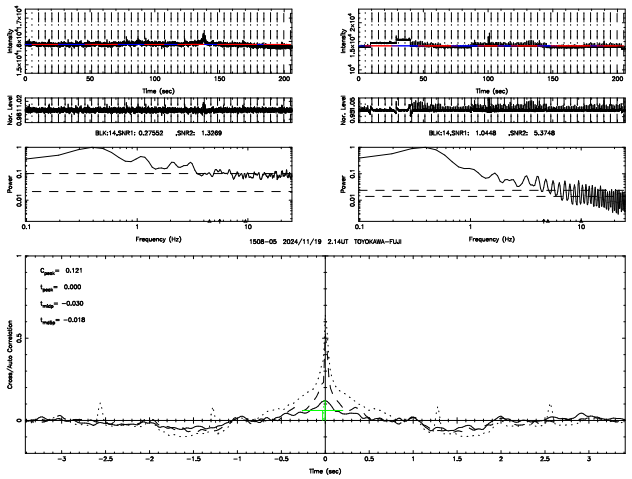
T20241119110636
F20241119110637
BLK:14,SNR1: 0.27552 ,SNR2: 1.3289
BLK:14,SNR1: 1.0448 ,SNR2: 5.3748
1508−05 2024/11/19 2.14UT TOYOKAWA−FUJI
C_{peak}= 0.121
t_{peak}= 0.000
t_{stop}= −0.030
t_{width}= −0.018

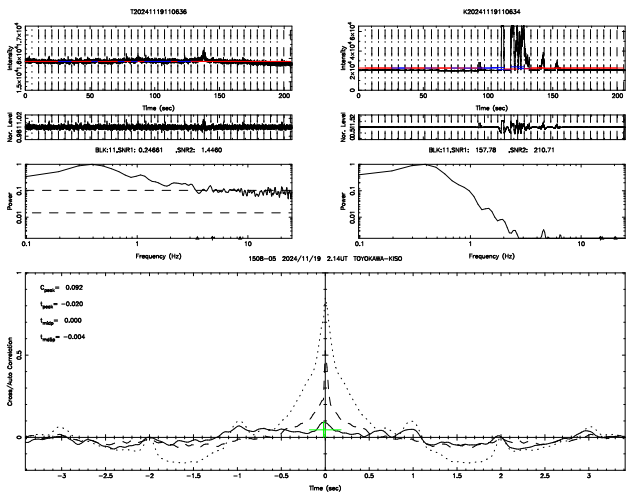
T20241119110636
K20241119110634
BLK:11,SNR1: 0.24661 ,SNR2: 1.4460
BLK:11,SNR1: 157.78 ,SNR2: 210.71
1508−05 2024/11/19 2.14UT TOYOKAWA−KISO
C_{peak}= 0.092
t_{peak}= −0.020
t_{stop}= 0.000
t_{width}= −0.004

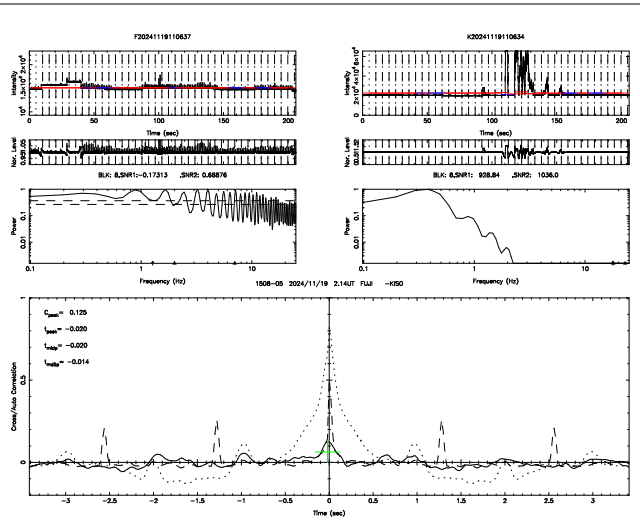
F20241119110637
K20241119110634
BLK: 8,SNR1:−0.17313 ,SNR2: 0.68876
BLK: 8,SNR1: 928.84 ,SNR2: 1036.0
1508−05 2024/11/19 2.14UT FUJI −KISO
C_{peak}= 0.125
t_{peak}= −0.020
t_{stop}= −0.020
t_{width}= −0.014

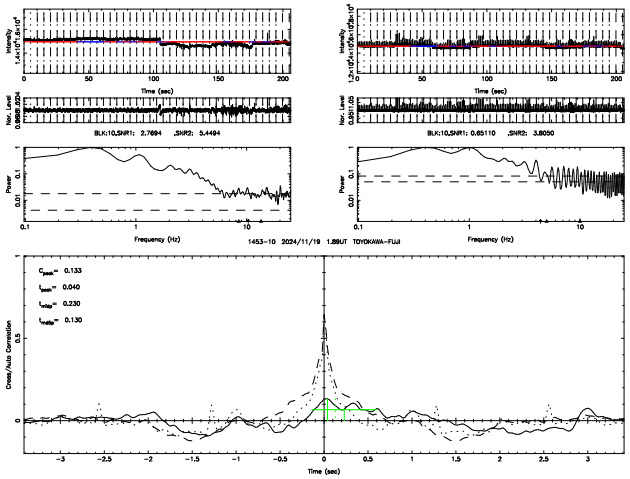
T20241119105144
F20241119105144
BLK:10,SNR1: 2.7694 ,SNR2: 5.4494
BLK:10,SNR1: 0.65110 ,SNR2: 3.8050
1453−10 2024/11/19 1.89UT TOYOKAWA−FUJI
C_{peak}= 0.133
t_{peak}= 0.040
t_{stop}= 0.230
t_{width}= 0.130

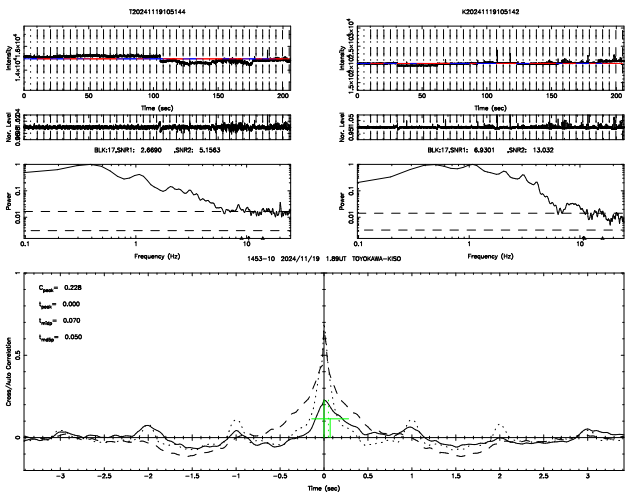
T20241119105144
K20241119105142
BLK:17,SNR1: 2.6690 ,SNR2: 5.1563
BLK:17,SNR1: 6.9301 ,SNR2: 13.032
1453−10 2024/11/19 1.89UT TOYOKAWA−KISO
C_{peak}= 0.228
t_{peak}= 0.000
t_{stop}= 0.070
t_{width}= 0.050

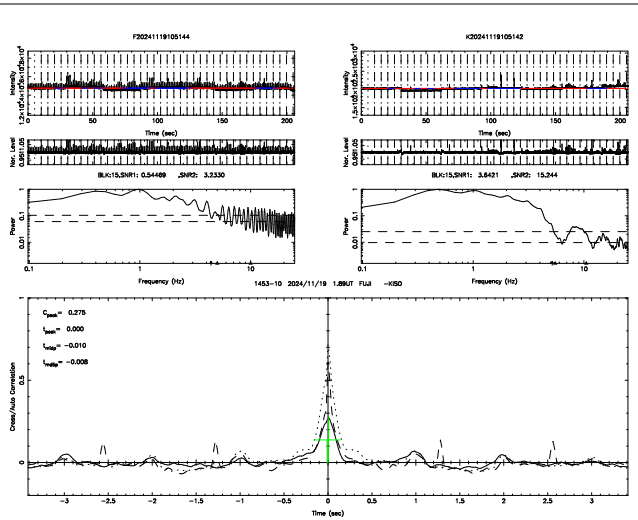
F20241119105144
K20241119105142
BLK:15,SNR1: 0.54469 ,SNR2: 3.2330
BLK:15,SNR1: 3.6421 ,SNR2: 15.244
1453−10 2024/11/19 1.89UT FUJI −KISO
C_{peak}= 0.275
t_{peak}= 0.000
t_{stop}= −0.010
t_{width}= −0.008

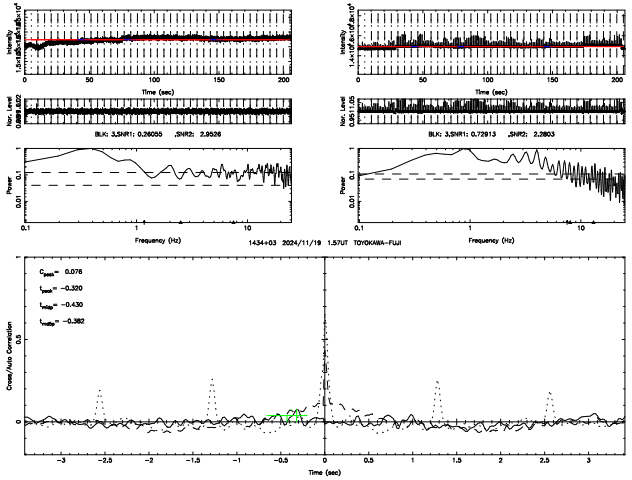
T20241119103242
F20241119103242
BLK: 3,SNR1: 0.26055 ,SNR2: 2.9526
BLK: 3,SNR1: 0.72913 ,SNR2: 2.2803
1434+03 2024/11/19 1.57UT TOYOKAWA−FUJI
C_{peak}= 0.076
t_{peak}= −0.320
t_{stop}= −0.430
t_{width}= −0.382

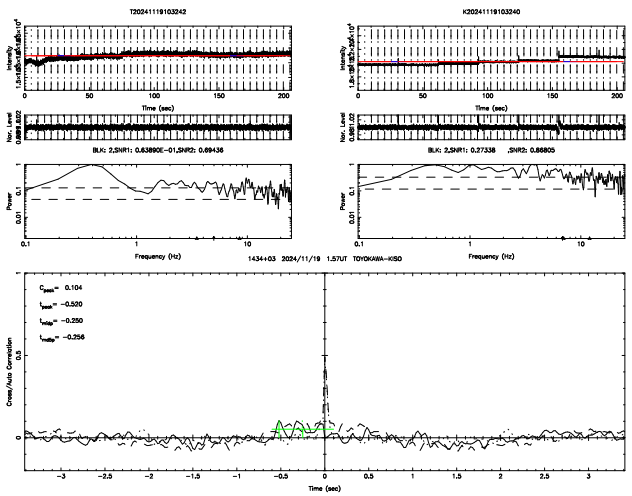
T20241119103242
K20241119103240
BLK: 2,SNR1: 0.63890E−01,SNR2: 0.69436
BLK: 2,SNR1: 0.27338 ,SNR2: 0.88805
1434+03 2024/11/19 1.57UT TOYOKAWA−KISO
C_{peak}= 0.104
t_{peak}= −0.520
t_{stop}= −0.250
t_{width}= −0.256

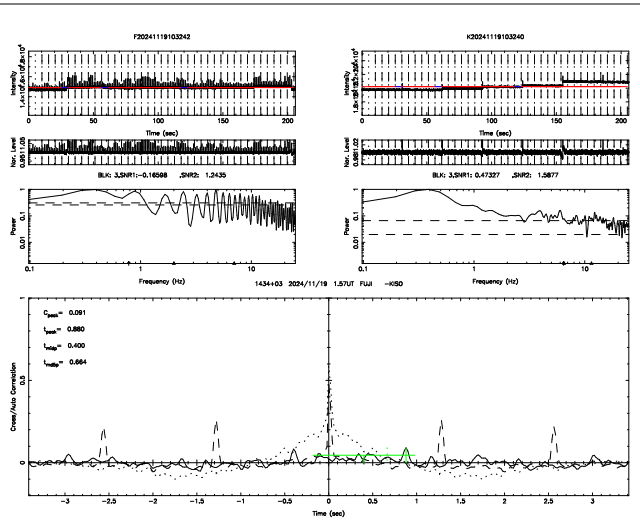
F20241119103242
K20241119103240
BLK: 3,SNR1:−0.16598 ,SNR2: 1.2435
BLK: 3,SNR1: 0.47327 ,SNR2: 1.5877
1434+03 2024/11/19 1.57UT FUJI −KISO
C_{peak}= 0.091
t_{peak}= 0.880
t_{stop}= 0.400
t_{width}= 0.664

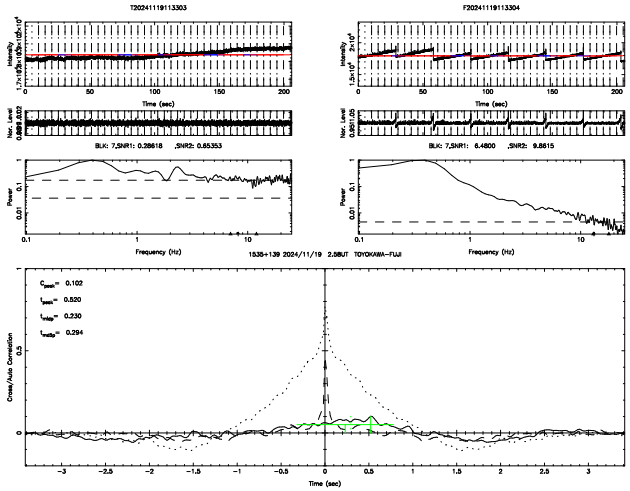
T20241119113303
F20241119113304
BLK: 7,SNR1: 0.28618 ,SNR2: 0.65353
BLK: 7,SNR1: 8.4800 ,SNR2: 9.8815
1535+139 2024/11/19 2.58UT TOYOKAWA-FUJI
C_{peak}= 0.102
t_{peak}= 0.520
t_{step}= 0.230
t_{width}= 0.294

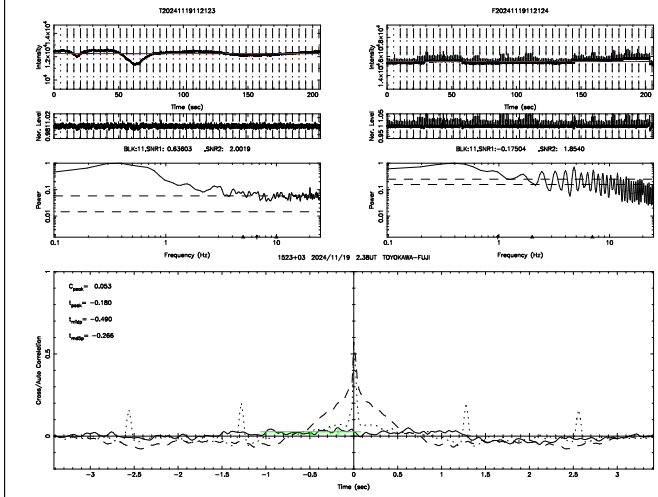
T20241119112123
F20241119112124
BLK:11,SNR1: 0.63803 ,SNR2: 2.0019
BLK:11,SNR1:-0.17504 ,SNR2: 1.8540
1523+03 2024/11/19 2.38UT TOYOKAWA-FUJI
C_{peak}= 0.053
t_{peak}= -0.180
t_{step}= -0.490
t_{width}= -0.266

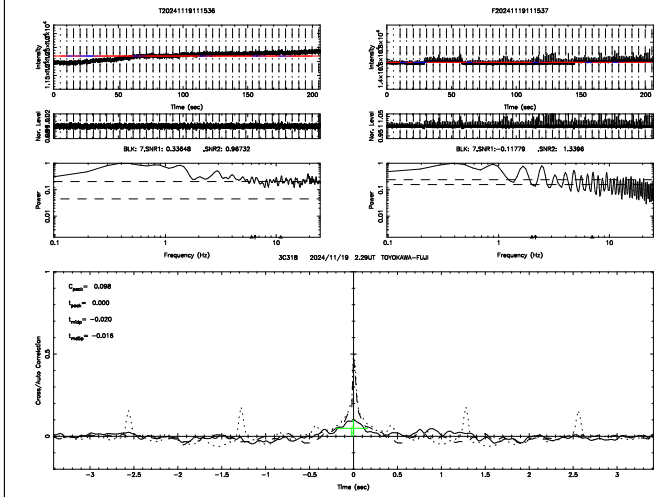
T20241119111536
F20241119111537
BLK: 7,SNR1: 0.33648 ,SNR2: 0.96732
BLK: 7,SNR1:-0.11779 ,SNR2: 1.3396
3C318 2024/11/19 2.29UT TOYOKAWA-FUJI
C_{peak}= 0.098
t_{peak}= 0.000
t_{step}= -0.020
t_{width}= -0.016

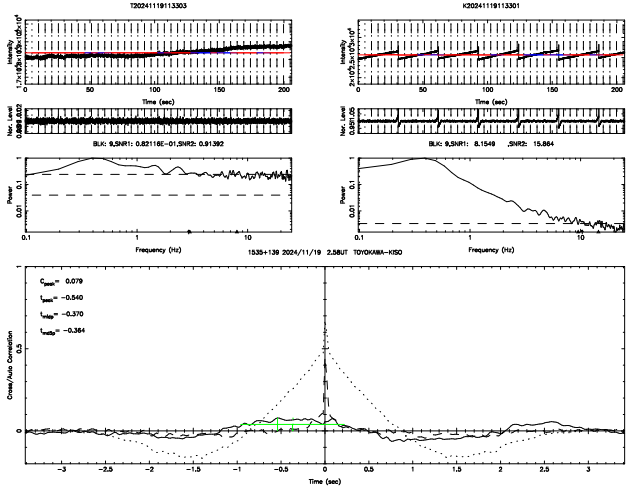
T20241119113303
K20241119113301
BLK: 9,SNR1: 0.82116E-01,SNR2: 0.91392
BLK: 9,SNR1: 8.1549 ,SNR2: 15.864
1535+139 2024/11/19 2.58UT TOYOKAWA-KISO
C_{peak}= 0.079
t_{peak}= -0.540
t_{step}= -0.370
t_{width}= -0.364

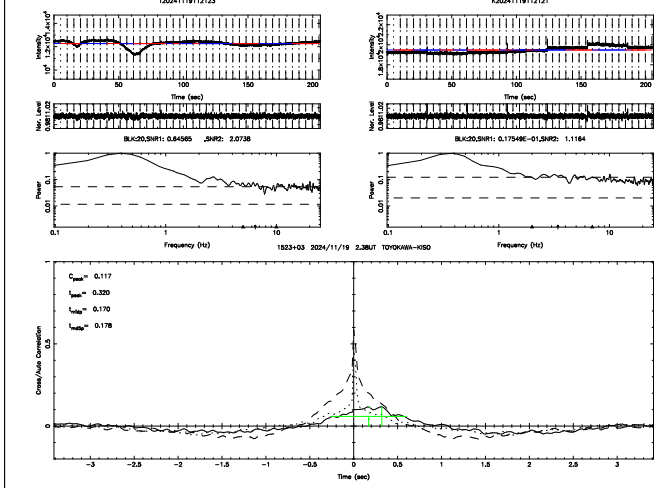
T20241119112123
K20241119112121
BLK:20,SNR1: 0.64565 ,SNR2: 2.0738
BLK:20,SNR1: 0.17549E-01,SNR2: 1.1164
1523+03 2024/11/19 2.38UT TOYOKAWA-KISO
C_{peak}= 0.117
t_{peak}= 0.320
t_{step}= 0.170
t_{width}= 0.178

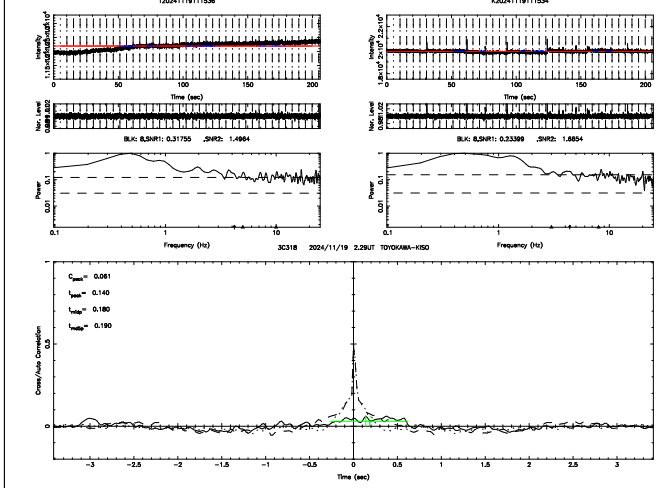
T20241119111536
K20241119111534
BLK: 8,SNR1: 0.31755 ,SNR2: 1.4964
BLK: 8,SNR1: 0.33399 ,SNR2: 1.6834
3C318 2024/11/19 2.29UT TOYOKAWA-KISO
C_{peak}= 0.061
t_{peak}= 0.140
t_{step}= 0.180
t_{width}= 0.190

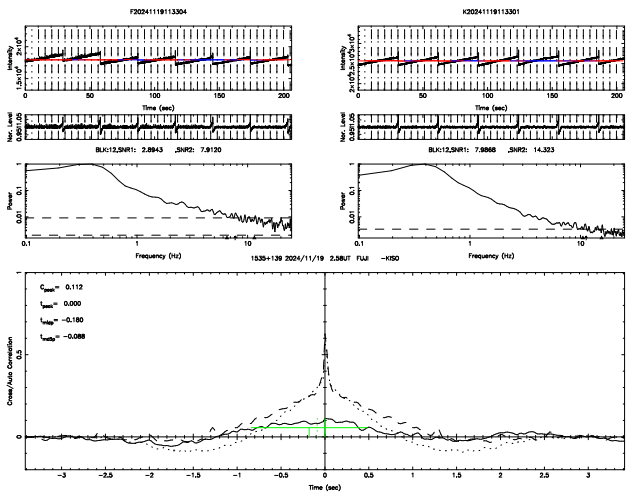
F20241119113304
K20241119113301
BLK:12,SNR1: 2.8943 ,SNR2: 7.9120
BLK:12,SNR1: 7.9868 ,SNR2: 14.323
1535+139 2024/11/19 2.58UT FUJI -KISO
C_{peak}= 0.112
t_{peak}= 0.000
t_{step}= -0.180
t_{width}= -0.088

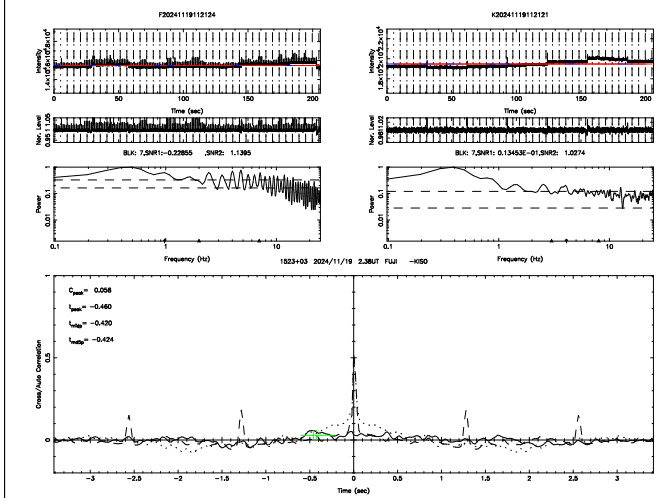
F20241119112124
K20241119112121
BLK: 7,SNR1:-0.22855 ,SNR2: 1.1365
BLK: 7,SNR1: 0.13453E-01,SNR2: 1.0274
1523+03 2024/11/19 2.38UT FUJI -KISO
C_{peak}= 0.058
t_{peak}= -0.460
t_{step}= -0.420
t_{width}= -0.424

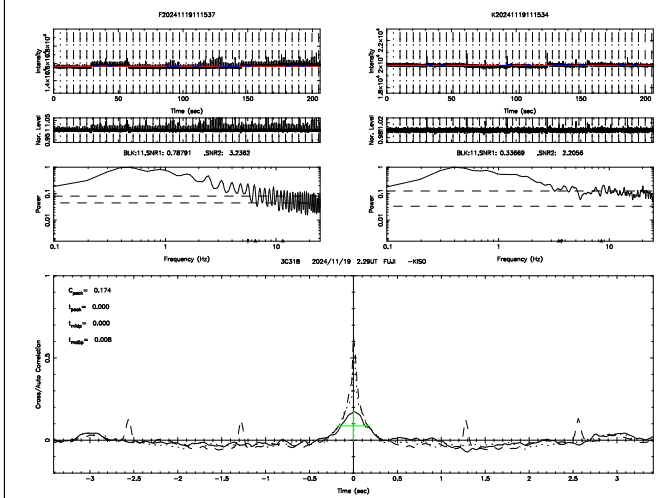
F20241119111537
K20241119111534
BLK:11,SNR1: 0.78791 ,SNR2: 3.2362
BLK:11,SNR1: 0.33669 ,SNR2: 2.2056
3C318 2024/11/19 2.29UT FUJI -KISO
C_{peak}= 0.174
t_{peak}= 0.000
t_{step}= 0.000
t_{width}= 0.008

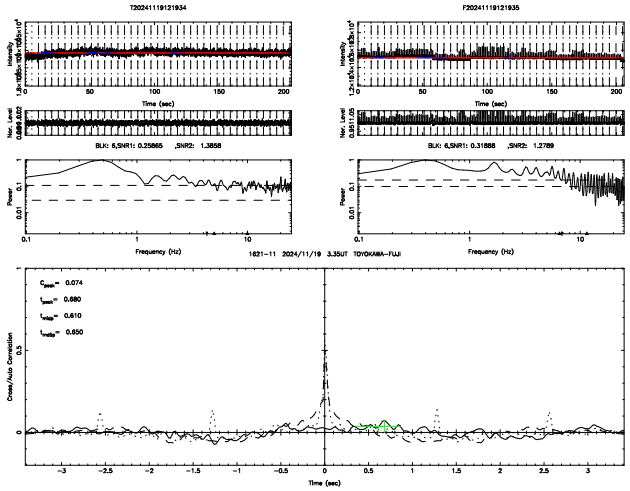
T20241119121934
F20241119121935
BLK: 6,SNR1: 0.25865 ,SNR2: 1.3858
BLK: 6,SNR1: 0.31888 ,SNR2: 1.2789
1621−11 2024/11/19 3.35UT TOYOKAWA−FUJI
C_{peak}= 0.074
t_{peak}= 0.680
t_{edge}= 0.610
t_{edge}= 0.650

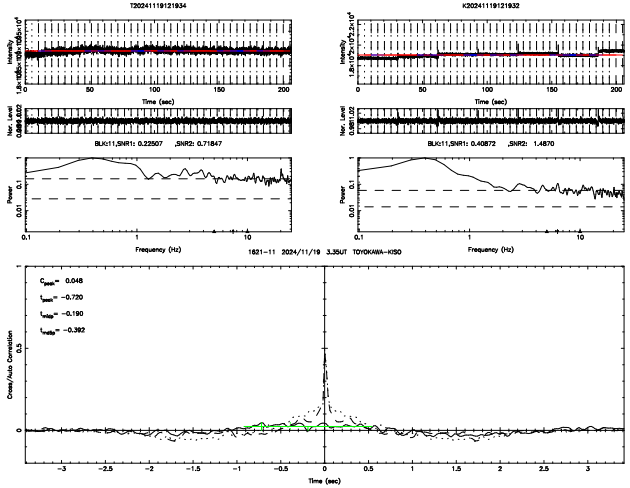
T20241119121934
K20241119121932
BLK:11,SNR1: 0.22507 ,SNR2: 0.71847
BLK:11,SNR1: 0.40872 ,SNR2: 1.4870
1621−11 2024/11/19 3.35UT TOYOKAWA−KISO
C_{peak}= 0.048
t_{peak}= −0.720
t_{edge}= −0.190
t_{edge}= −0.392

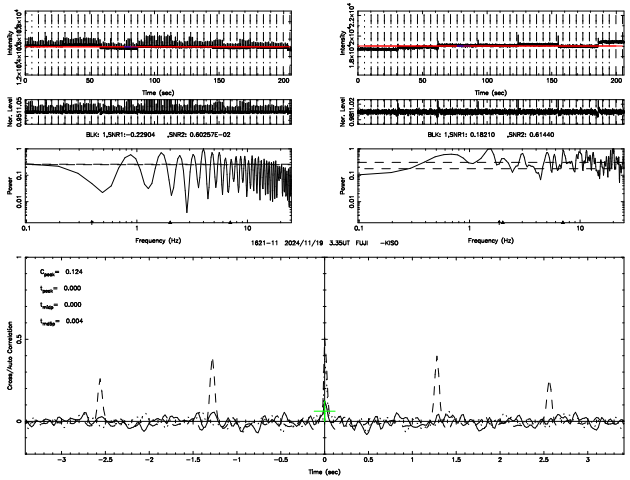
F20241119121935
K20241119121932
BLK: 1,SNR1:−0.22904 ,SNR2: 0.60257E−02
BLK: 1,SNR1: 0.18210 ,SNR2: 0.61440
1621−11 2024/11/19 3.35UT FUJI −KISO
C_{peak}= 0.124
t_{peak}= 0.000
t_{edge}= 0.000
t_{edge}= 0.004

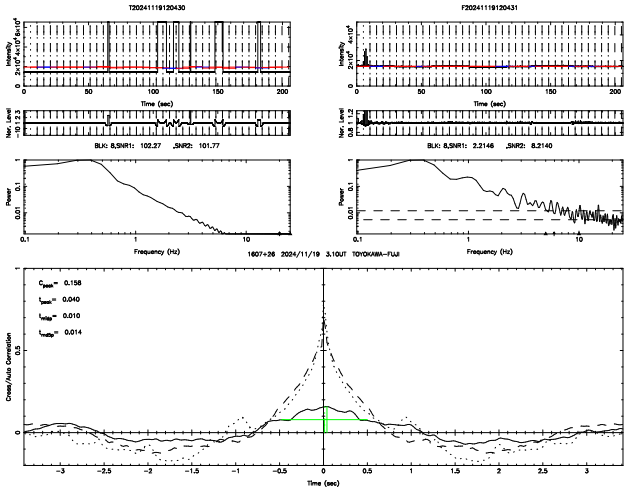
T20241119120430
F20241119120431
BLK: 8,SNR1: 102.27 ,SNR2: 101.77
BLK: 8,SNR1: 2.2146 ,SNR2: 8.2140
1607+26 2024/11/19 3.10UT TOYOKAWA−FUJI
C_{peak}= 0.158
t_{peak}= 0.040
t_{edge}= 0.010
t_{edge}= 0.014

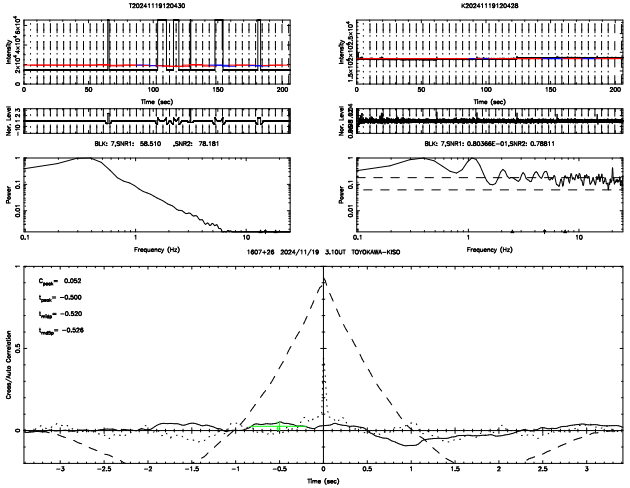
T20241119120430
K20241119120428
BLK: 7,SNR1: 58.510 ,SNR2: 78.151
BLK: 7,SNR1: 0.80366E−01,SNR2: 0.78511
1607+26 2024/11/19 3.10UT TOYOKAWA−KISO
C_{peak}= 0.052
t_{peak}= −0.500
t_{edge}= −0.520
t_{edge}= −0.526

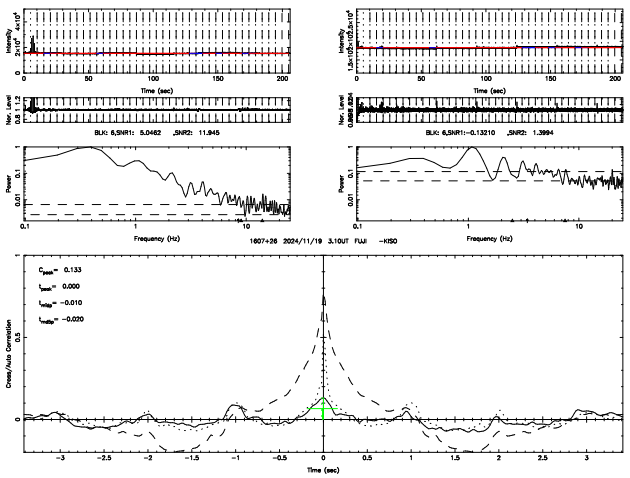
F20241119120431
K20241119120428
BLK: 6,SNR1: 5.0462 ,SNR2: 11.945
BLK: 6,SNR1:−0.13210 ,SNR2: 1.3994
1607+26 2024/11/19 3.10UT FUJI −KISO
C_{peak}= 0.133
t_{peak}= 0.000
t_{edge}= −0.010
t_{edge}= −0.020

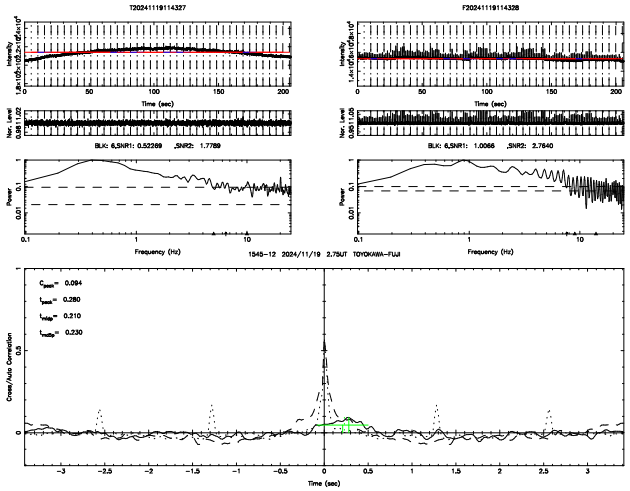
T20241119114327
F20241119114328
BLK: 6,SNR1: 0.52269 ,SNR2: 1.7789
BLK: 6,SNR1: 1.0066 ,SNR2: 2.7640
1545−12 2024/11/19 2.75UT TOYOKAWA−FUJI
C_{peak}= 0.094
t_{peak}= 0.280
t_{edge}= 0.210
t_{edge}= 0.230

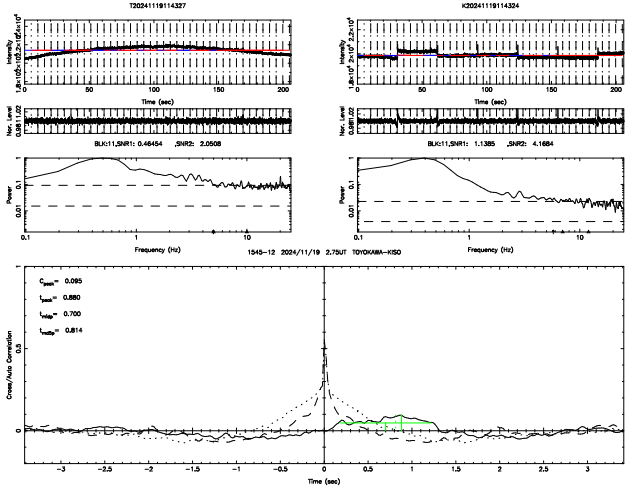
T20241119114327
K20241119114324
BLK:11,SNR1: 0.46454 ,SNR2: 2.0508
BLK:11,SNR1: 1.1365 ,SNR2: 4.1684
1545−12 2024/11/19 2.75UT TOYOKAWA−KISO
C_{peak}= 0.095
t_{peak}= 0.880
t_{edge}= 0.700
t_{edge}= 0.814

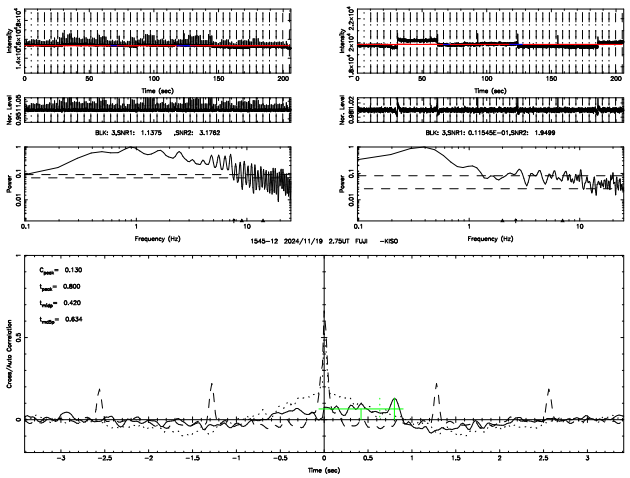
F20241119114328
K20241119114324
BLK: 3,SNR1: 1.1375 ,SNR2: 3.1762
BLK: 3,SNR1: 0.11545E−01,SNR2: 1.9499
1545−12 2024/11/19 2.75UT FUJI −KISO
C_{peak}= 0.130
t_{peak}= 0.800
t_{edge}= 0.420
t_{edge}= 0.634

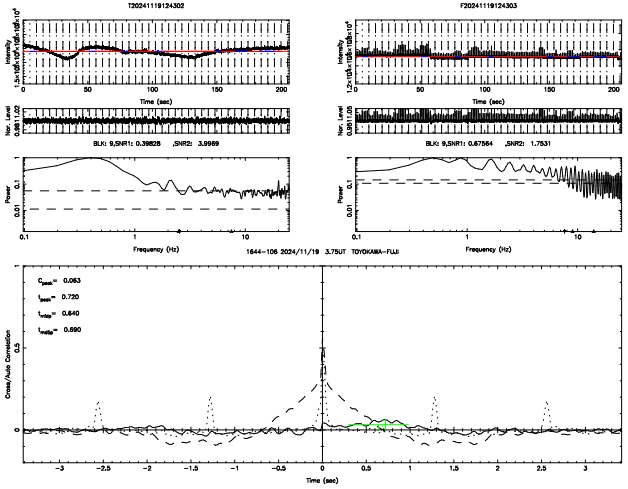
T20241119124302
F20241119124303
BLK: 9,SNR1: 0.39828 ,SNR2: 3.9969
BLK: 9,SNR1: 0.67564 ,SNR2: 1.7531
1644−106 2024/11/19 3.75UT TOYOKAWA−FUJI
C_{peak}= 0.063
t_{peak}= 0.720
t_{rise}= 0.640
t_{delay}= 0.590

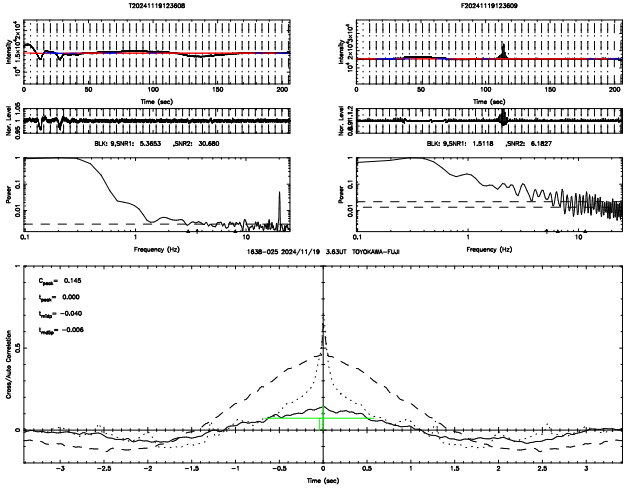
T20241119123608
F20241119123609
BLK: 9,SNR1: 5.3853 ,SNR2: 30.680
BLK: 9,SNR1: 1.5118 ,SNR2: 6.1827
1638−025 2024/11/19 3.63UT TOYOKAWA−FUJI
C_{peak}= 0.145
t_{peak}= 0.000
t_{rise}= −0.040
t_{delay}= −0.005

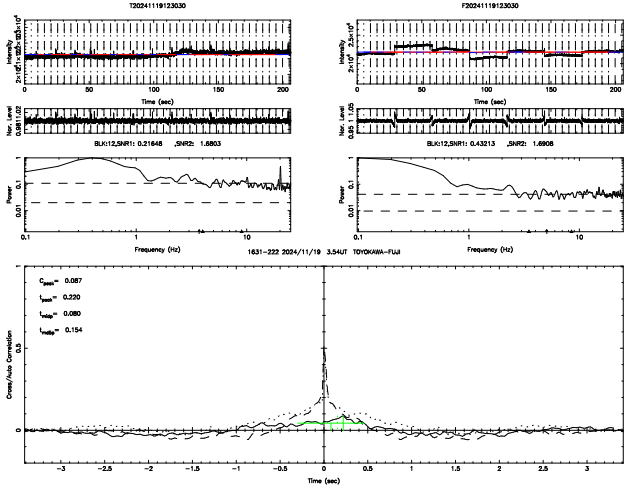
T20241119123030
F20241119123030
BLK:12,SNR1: 0.21648 ,SNR2: 1.6803
BLK:12,SNR1: 0.43213 ,SNR2: 1.6908
1631−222 2024/11/19 3.54UT TOYOKAWA−FUJI
C_{peak}= 0.087
t_{peak}= 0.230
t_{rise}= 0.080
t_{delay}= 0.154

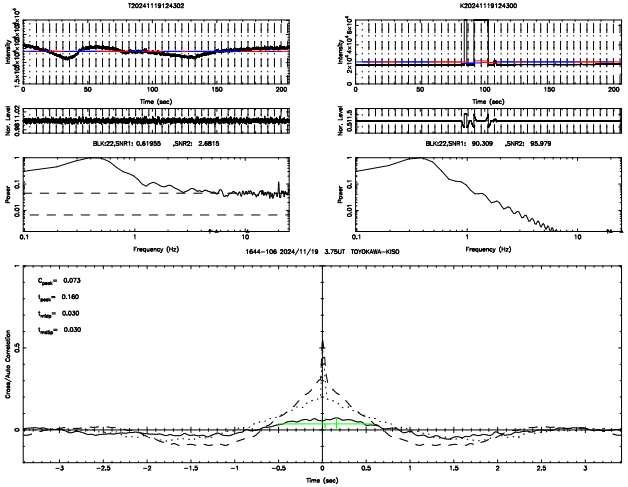
T20241119124302
K20241119124300
BLK:22,SNR1: 0.61955 ,SNR2: 2.6815
BLK:22,SNR1: 90.309 ,SNR2: 95.979
1644−106 2024/11/19 3.75UT TOYOKAWA−KISO
C_{peak}= 0.073
t_{peak}= 0.160
t_{rise}= 0.030
t_{delay}= 0.030

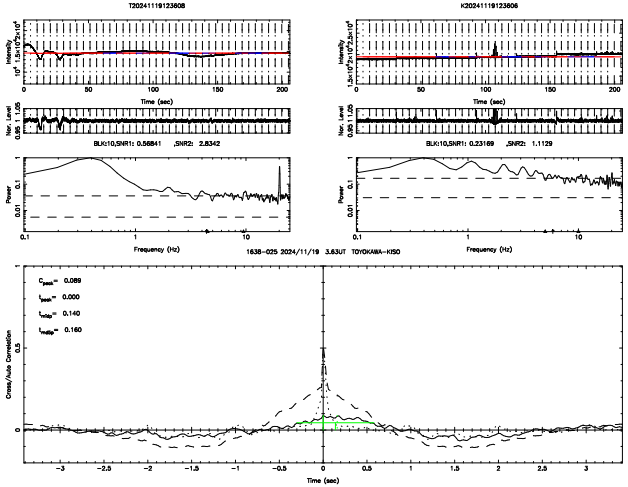
T20241119123608
K20241119123606
BLK:10,SNR1: 0.56841 ,SNR2: 2.8342
BLK:10,SNR1: 0.23169 ,SNR2: 1.1129
1638−025 2024/11/19 3.63UT TOYOKAWA−KISO
C_{peak}= 0.089
t_{peak}= 0.000
t_{rise}= 0.140
t_{delay}= 0.160

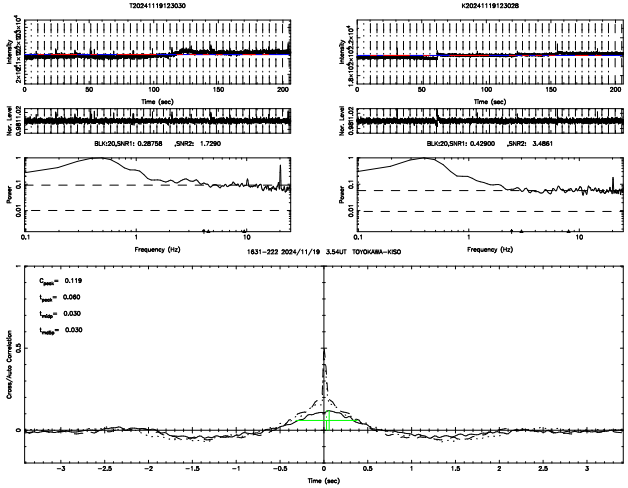
T20241119123030
K20241119123028
BLK:20,SNR1: 0.28758 ,SNR2: 1.7290
BLK:20,SNR1: 0.42900 ,SNR2: 3.4851
1631−222 2024/11/19 3.54UT TOYOKAWA−KISO
C_{peak}= 0.119
t_{peak}= 0.060
t_{rise}= 0.030
t_{delay}= 0.030

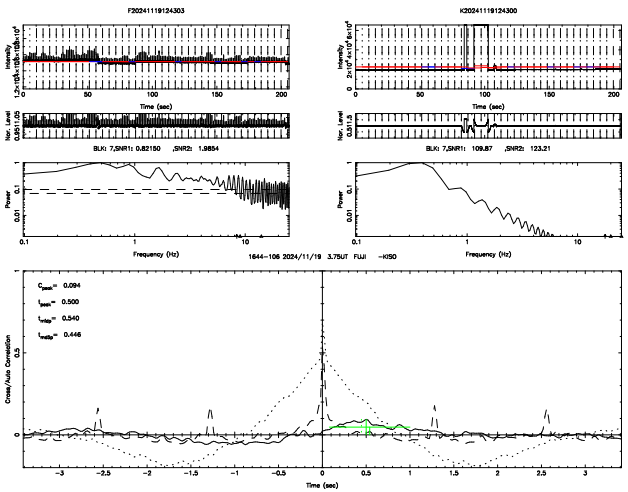
F20241119124303
K20241119124300
BLK: 7,SNR1: 0.82150 ,SNR2: 1.9854
BLK: 7,SNR1: 109.87 ,SNR2: 123.21
1644−106 2024/11/19 3.75UT FUJI −KISO
C_{peak}= 0.094
t_{peak}= 0.500
t_{rise}= 0.540
t_{delay}= 0.446

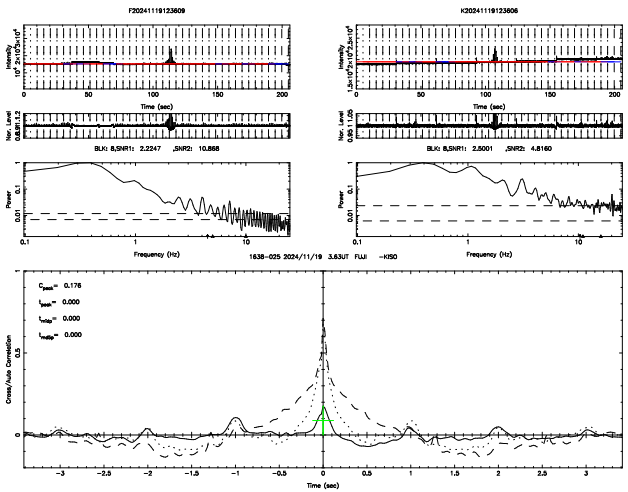
F20241119123609
K20241119123606
BLK: 8,SNR1: 2.2247 ,SNR2: 10.868
BLK: 8,SNR1: 2.5001 ,SNR2: 4.8160
1638−025 2024/11/19 3.63UT FUJI −KISO
C_{peak}= 0.176
t_{peak}= 0.000
t_{rise}= 0.000
t_{delay}= 0.000

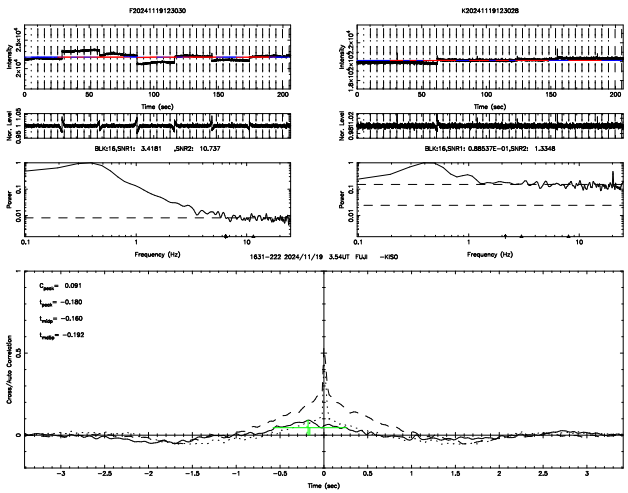
F20241119123030
K20241119123028
BLK:16,SNR1: 3.4181 ,SNR2: 10.737
BLK:16,SNR1: 0.88537E−01,SNR2: 1.3348
1631−222 2024/11/19 3.54UT FUJI −KISO
C_{peak}= 0.091
t_{peak}= −0.180
t_{rise}= −0.160
t_{delay}= −0.192

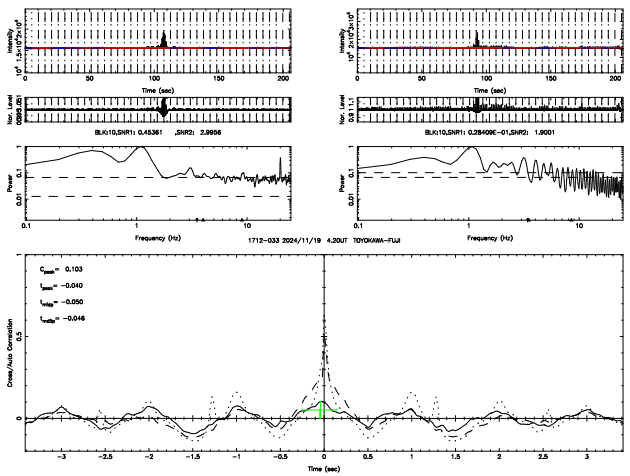
T20241119131024
F20241119131024
BLK:10,SNR1: 0.45361 ,SNR2: 2.9956
BLK:10,SNR1: 0.28409E−01,SNR2: 1.9001
1712−033 2024/11/19 4.20UT TOYOKAWA−FUJI
C_{peak}= 0.103
t_{peak}= −0.040
t_{relay}= −0.050
t_{relay}= −0.046
Time (sec)
Frequency (Hz)
Cross/Auto Correlation

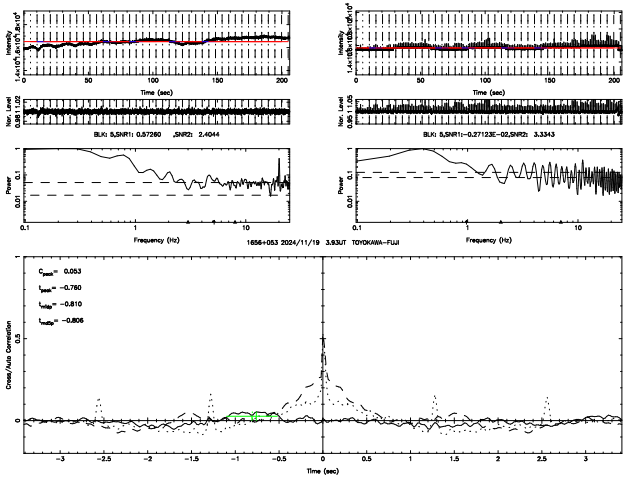
T20241119125354
F20241119125355
BLK: 5,SNR1: 0.57260 ,SNR2: 2.4044
BLK: 5,SNR1:−0.27123E−02,SNR2: 3.3343
1656+053 2024/11/19 3.93UT TOYOKAWA−FUJI
C_{peak}= 0.053
t_{peak}= −0.760
t_{relay}= −0.810
t_{relay}= −0.806
Time (sec)
Frequency (Hz)
Cross/Auto Correlation

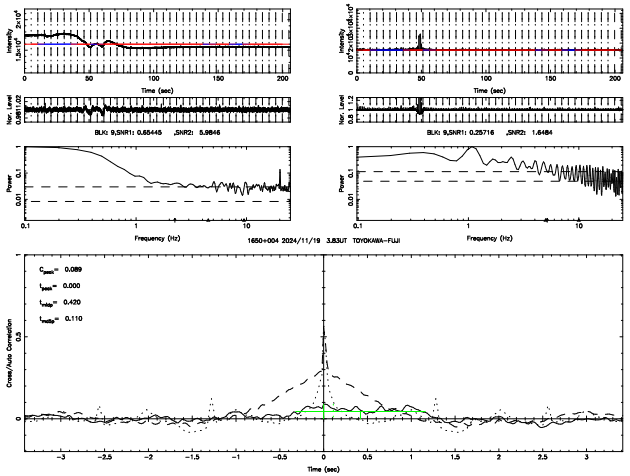
T20241119124823
F20241119124824
BLK: 9,SNR1: 0.65445 ,SNR2: 5.9846
BLK: 9,SNR1: 0.25716 ,SNR2: 1.6484
1650+004 2024/11/19 3.83UT TOYOKAWA−FUJI
C_{peak}= 0.089
t_{peak}= 0.000
t_{relay}= 0.420
t_{relay}= 0.110
Time (sec)
Frequency (Hz)
Cross/Auto Correlation

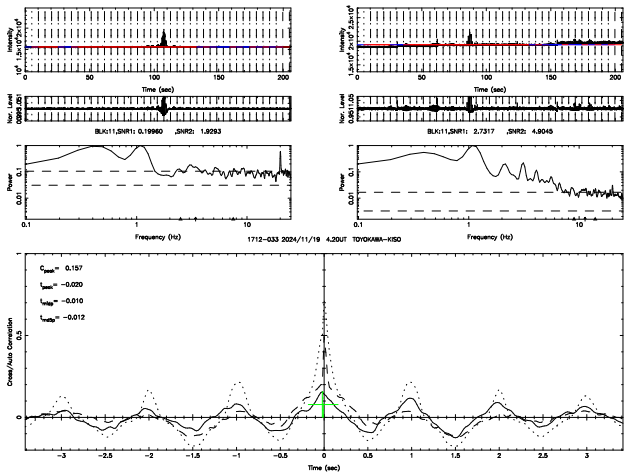
T20241119131024
K20241119131022
BLK:11,SNR1: 0.19960 ,SNR2: 1.9293
BLK:11,SNR1: 2.7317 ,SNR2: 4.9045
1712−033 2024/11/19 4.20UT TOYOKAWA−KISO
C_{peak}= 0.157
t_{peak}= −0.020
t_{relay}= −0.010
t_{relay}= −0.012
Time (sec)
Frequency (Hz)
Cross/Auto Correlation

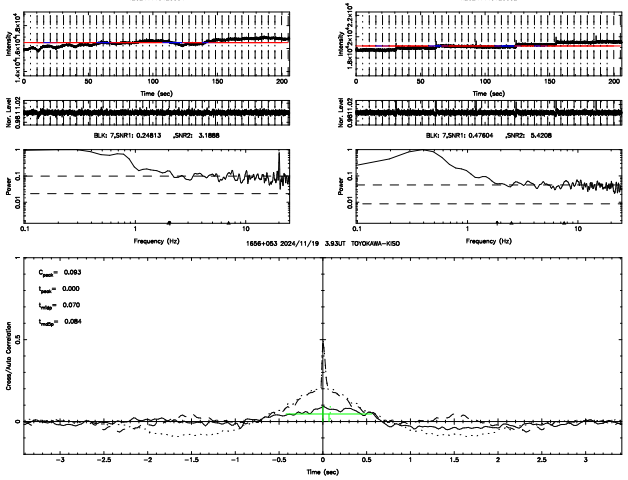
T20241119125354
K20241119125352
BLK: 7,SNR1: 0.24813 ,SNR2: 3.1888
BLK: 7,SNR1: 0.47604 ,SNR2: 5.4208
1656+053 2024/11/19 3.93UT TOYOKAWA−KISO
C_{peak}= 0.093
t_{peak}= 0.000
t_{relay}= 0.070
t_{relay}= 0.084
Time (sec)
Frequency (Hz)
Cross/Auto Correlation

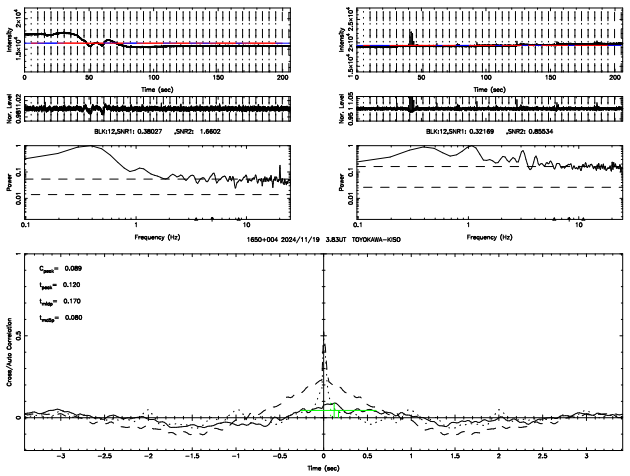
T20241119124823
K20241119124821
BLK:12,SNR1: 0.38027 ,SNR2: 1.6602
BLK:12,SNR1: 0.32169 ,SNR2: 0.85534
1650+004 2024/11/19 3.83UT TOYOKAWA−KISO
C_{peak}= 0.089
t_{peak}= 0.120
t_{relay}= 0.170
t_{relay}= 0.080
Time (sec)
Frequency (Hz)
Cross/Auto Correlation

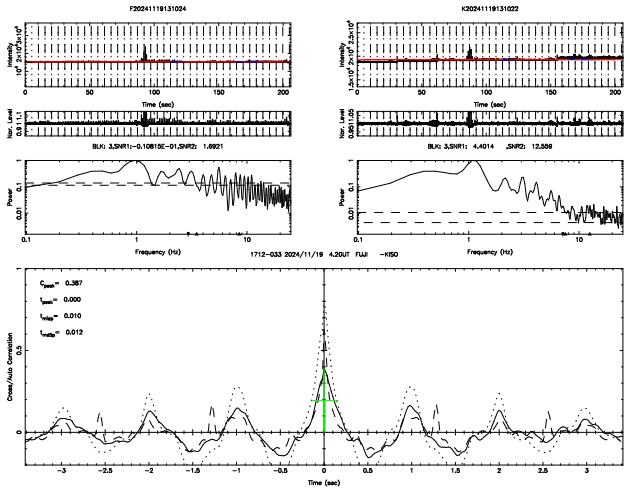
F20241119131024
K20241119131022
BLK: 3,SNR1:−0.10815E−01,SNR2: 1.6921
BLK: 3,SNR1: 4.4014 ,SNR2: 12.559
1712−033 2024/11/19 4.20UT FUJI −KISO
C_{peak}= 0.387
t_{peak}= 0.000
t_{relay}= 0.010
t_{relay}= 0.012
Time (sec)
Frequency (Hz)
Cross/Auto Correlation

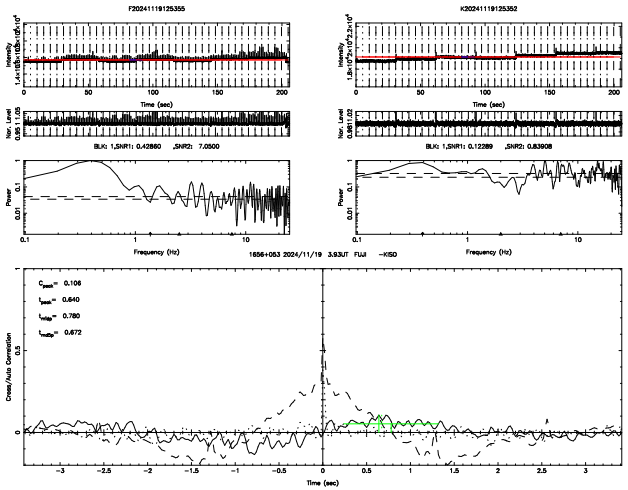
F20241119125355
K20241119125352
BLK: 1,SNR1: 0.42860 ,SNR2: 7.0500
BLK: 1,SNR1: 0.12289 ,SNR2: 0.83908
1656+053 2024/11/19 3.93UT FUJI −KISO
C_{peak}= 0.106
t_{peak}= 0.640
t_{relay}= 0.780
t_{relay}= 0.672
Time (sec)
Frequency (Hz)
Cross/Auto Correlation

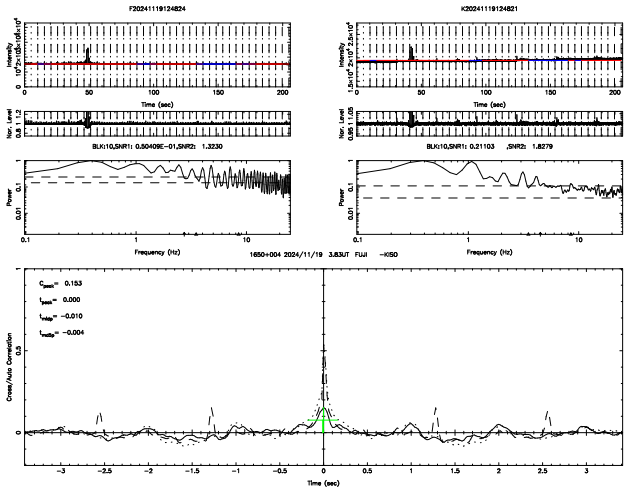
F20241119124824
K20241119124821
BLK:10,SNR1: 0.50409E−01,SNR2: 1.3230
BLK:10,SNR1: 0.21103 ,SNR2: 1.8279
1650+004 2024/11/19 3.83UT FUJI −KISO
C_{peak}= 0.153
t_{peak}= 0.000
t_{relay}= −0.010
t_{relay}= −0.004
Time (sec)
Frequency (Hz)
Cross/Auto Correlation

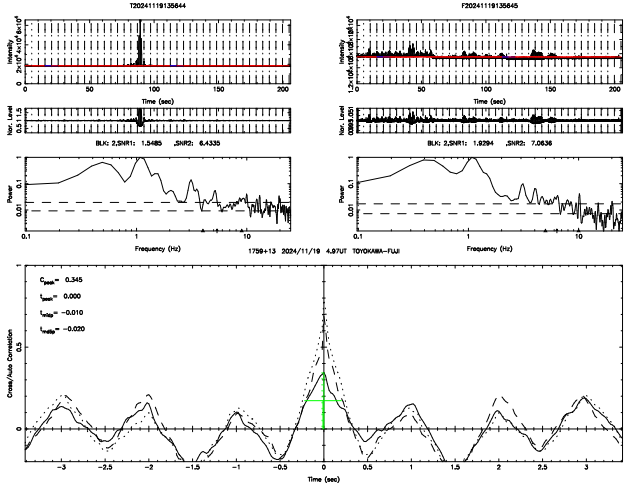
T20241119135644
F20241119135645
BLK: 2,SNR1: 1.5485 ,SNR2: 6.4335
BLK: 2,SNR1: 1.9294 ,SNR2: 7.0636
1759+13 2024/11/19 4.97UT TOYOKAMA-FUJI
Cpeak= 0.345
tpeak= 0.000
tstep= -0.010
tstdy= -0.020

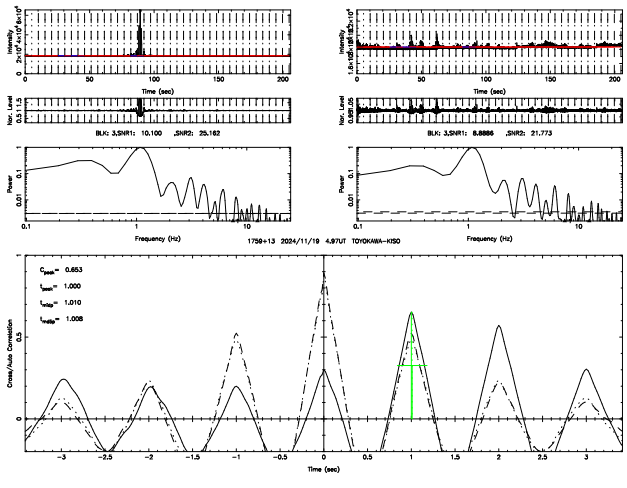
T20241119135644
K20241119135642
BLK: 3,SNR1: 10.100 ,SNR2: 25.162
BLK: 3,SNR1: 8.8886 ,SNR2: 21.773
1759+13 2024/11/19 4.97UT TOYOKAMA-KISO
Cpeak= 0.653
tpeak= 1.000
tstep= 1.010
tstdy= 1.008

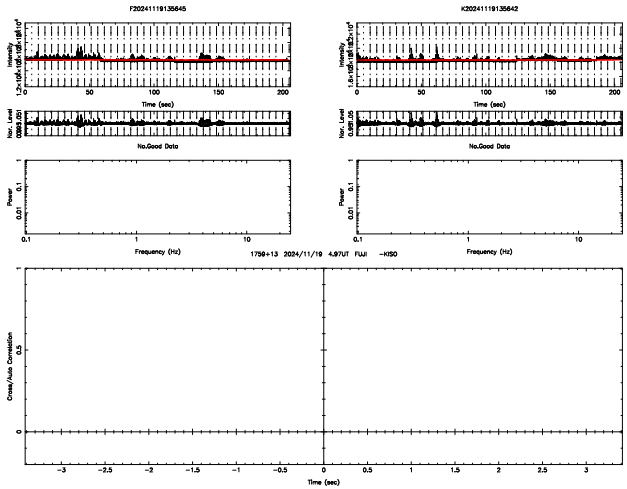
F20241119135645
K20241119135642
No.Good Data
No.Good Data
1759+13 2024/11/19 4.97UT FUJI -KISO

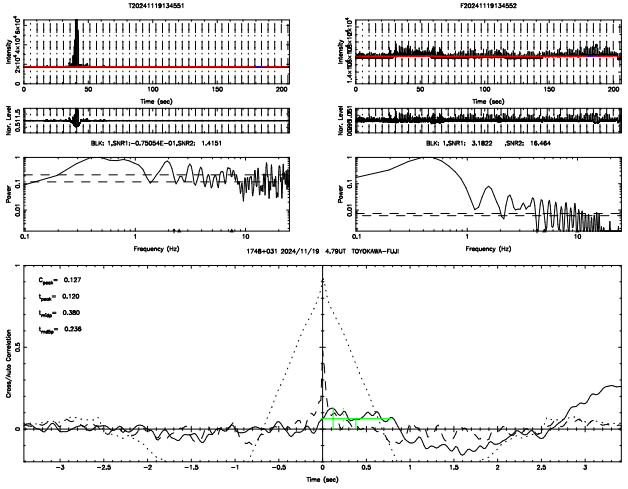
T20241119134551
F20241119134552
BLK: 1,SNR1:-0.75054E-01,SNR2: 1.4151
BLK: 1,SNR1: 3.1822 ,SNR2: 16.464
1748+031 2024/11/19 4.79UT TOYOKAMA-FUJI
Cpeak= 0.127
tpeak= 0.120
tstep= 0.380
tstdy= 0.236

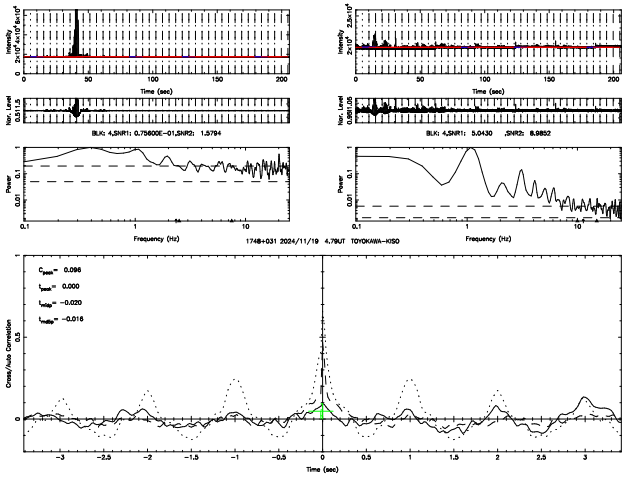
T20241119134551
K20241119134549
BLK: 4,SNR1: 0.75600E-01,SNR2: 1.5794
BLK: 4,SNR1: 5.0430 ,SNR2: 8.9852
1748+031 2024/11/19 4.79UT TOYOKAMA-KISO
Cpeak= 0.096
tpeak= 0.000
tstep= -0.020
tstdy= -0.016

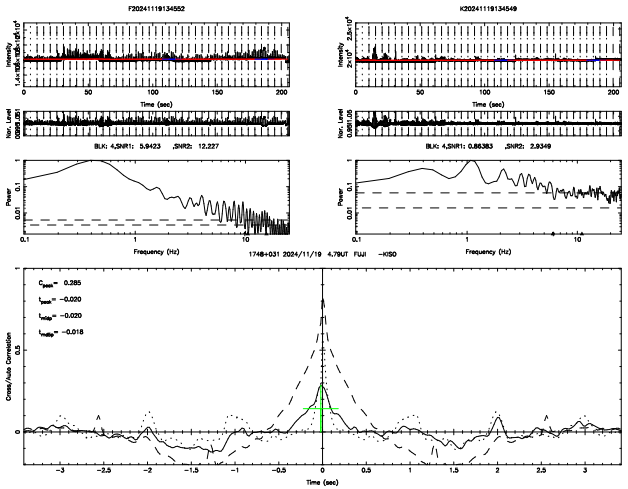
F20241119134552
K20241119134549
BLK: 4,SNR1: 5.9423 ,SNR2: 12.227
BLK: 4,SNR1: 0.86383 ,SNR2: 2.9349
1748+031 2024/11/19 4.79UT FUJI -KISO
Cpeak= 0.285
tpeak= -0.020
tstep= -0.020
tstdy= -0.018

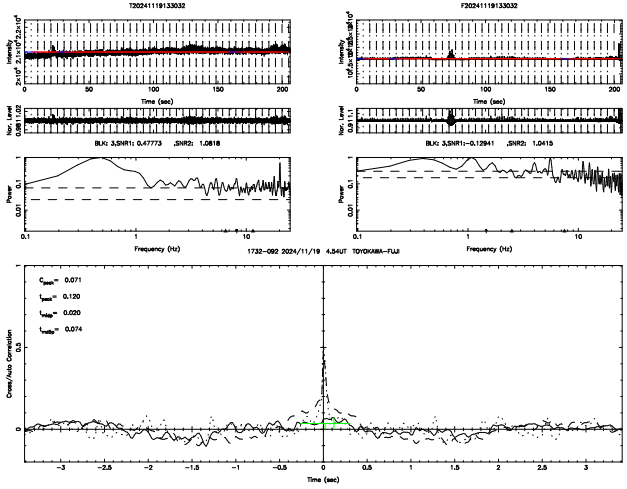
T20241119133032
F20241119133032
BLK: 3,SNR1: 0.47773 ,SNR2: 1.0818
BLK: 3,SNR1:-0.12941 ,SNR2: 1.0415
1732-092 2024/11/19 4.54UT TOYOKAMA-FUJI
Cpeak= 0.071
tpeak= 0.120
tstep= 0.020
tstdy= 0.074

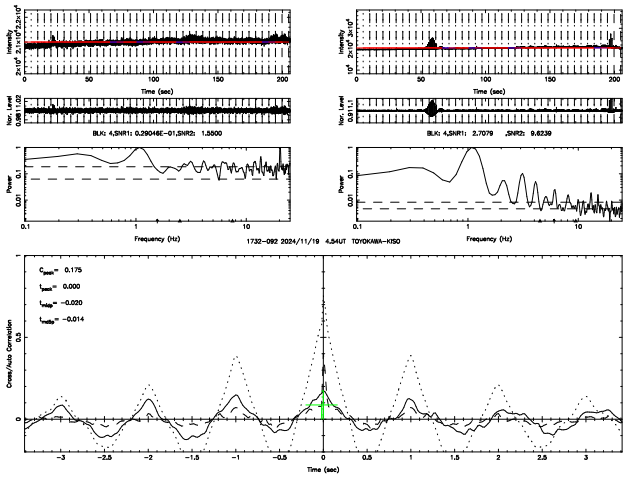
T20241119133032
K20241119133030
BLK: 4,SNR1: 0.29046E-01,SNR2: 1.5500
BLK: 4,SNR1: 2.7079 ,SNR2: 9.6239
1732-092 2024/11/19 4.54UT TOYOKAMA-KISO
Cpeak= 0.175
tpeak= 0.000
tstep= -0.020
tstdy= -0.014

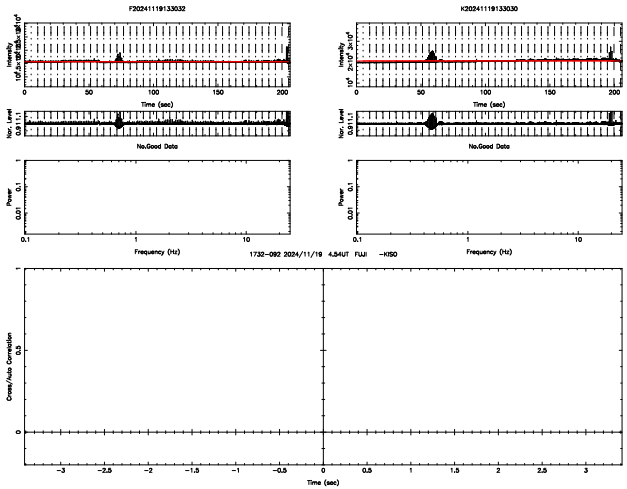
F20241119133032
K20241119133030
No.Good Data
No.Good Data
1732-092 2024/11/19 4.54UT FUJI -KISO

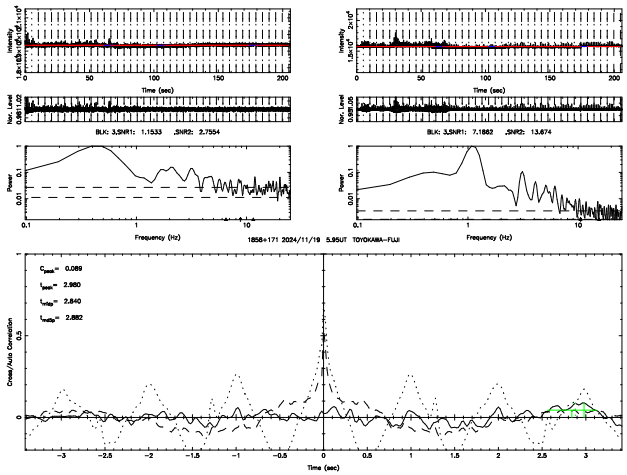
T20241119145524
F20241119145525
BLK: 3,SNR1: 1.1533 ,SNR2: 2.7554
BLK: 3,SNR1: 7.1662 ,SNR2: 13.674
1858+171 2024/11/19 5.95UT TOYOKAWA-FUJI
C_{peak}= 0.089
t_{peak}= 2.960
t_{step}= 2.840
t_{mdlp}= 2.882

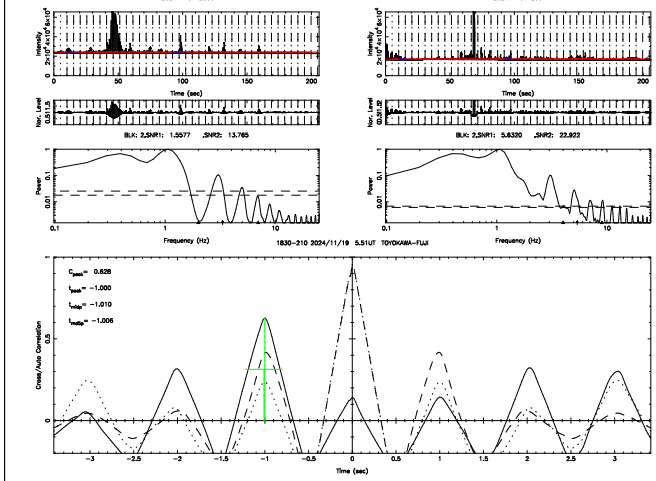
T20241119142900
F20241119142901
BLK: 2,SNR1: 1.5577 ,SNR2: 13.765
BLK: 2,SNR1: 5.6320 ,SNR2: 22.922
1830-210 2024/11/19 5.51UT TOYOKAWA-FUJI
C_{peak}= 0.828
t_{peak}= -1.000
t_{step}= -1.010
t_{mdlp}= -1.006

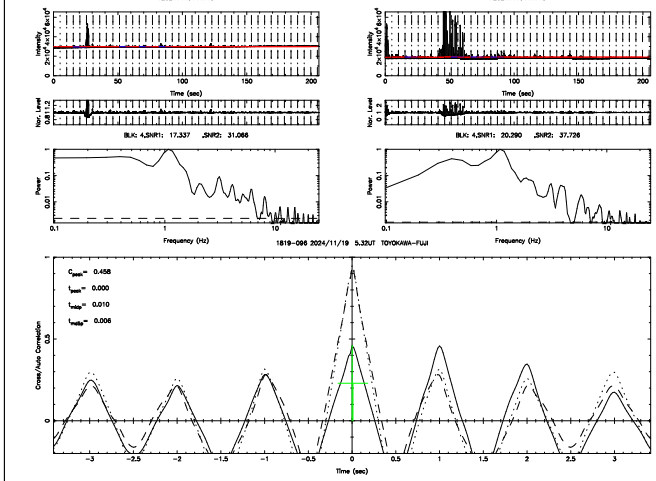
T20241119141745
F20241119141745
BLK: 4,SNR1: 17.337 ,SNR2: 31.066
BLK: 4,SNR1: 20.290 ,SNR2: 37.726
1819-096 2024/11/19 5.32UT TOYOKAWA-FUJI
C_{peak}= 0.458
t_{peak}= 0.000
t_{step}= 0.010
t_{mdlp}= 0.006

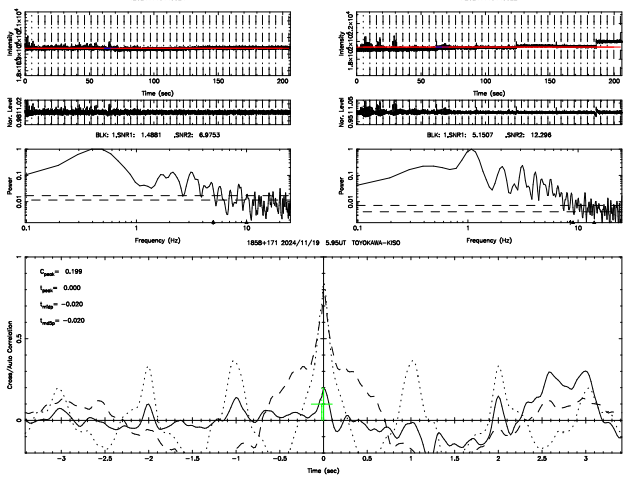
T20241119145524
K20241119145522
BLK: 1,SNR1: 1.4861 ,SNR2: 6.9753
BLK: 1,SNR1: 5.1507 ,SNR2: 12.296
1858+171 2024/11/19 5.95UT TOYOKAWA-KISO
C_{peak}= 0.199
t_{peak}= 0.000
t_{step}= -0.020
t_{mdlp}= -0.020

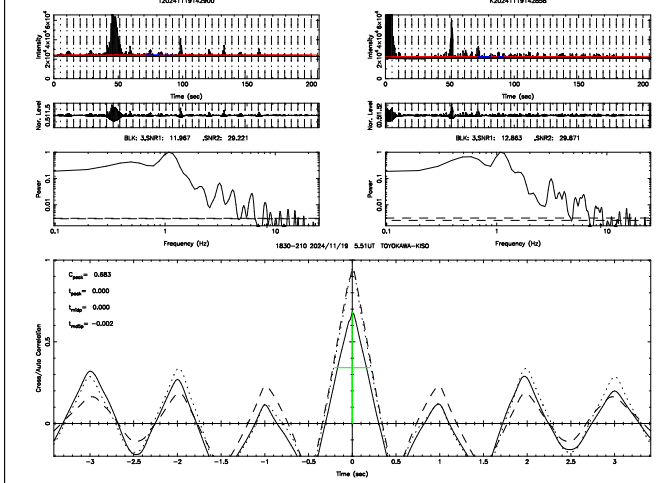
T20241119142900
K20241119142858
BLK: 3,SNR1: 11.967 ,SNR2: 29.221
BLK: 3,SNR1: 12.863 ,SNR2: 29.871
1830-210 2024/11/19 5.51UT TOYOKAWA-KISO
C_{peak}= 0.683
t_{peak}= 0.000
t_{step}= 0.000
t_{mdlp}= -0.002

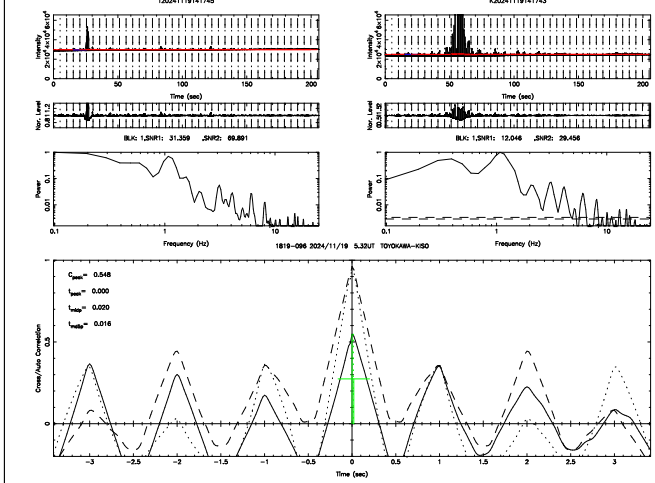
T20241119141745
K20241119141743
BLK: 1,SNR1: 31.359 ,SNR2: 69.891
BLK: 1,SNR1: 12.046 ,SNR2: 29.456
1819-096 2024/11/19 5.32UT TOYOKAWA-KISO
C_{peak}= 0.548
t_{peak}= 0.000
t_{step}= 0.020
t_{mdlp}= 0.016

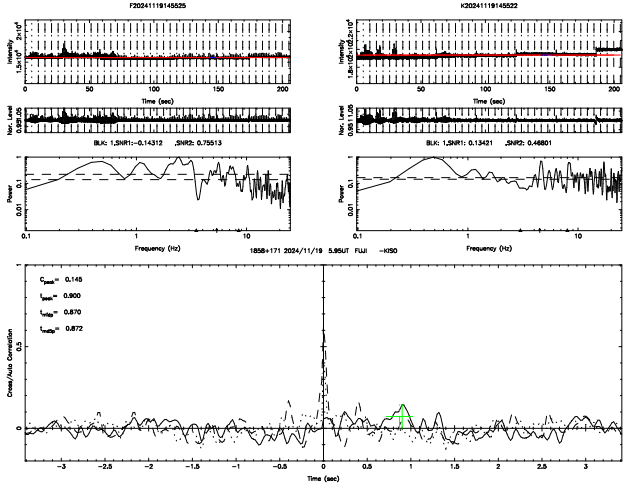
F20241119145525
K20241119145522
BLK: 1,SNR1:-0.14312 ,SNR2: 0.75513
BLK: 1,SNR1: 0.13421 ,SNR2: 0.46801
1858+171 2024/11/19 5.95UT FUJI -KISO
C_{peak}= 0.145
t_{peak}= 0.900
t_{step}= 0.870
t_{mdlp}= 0.872

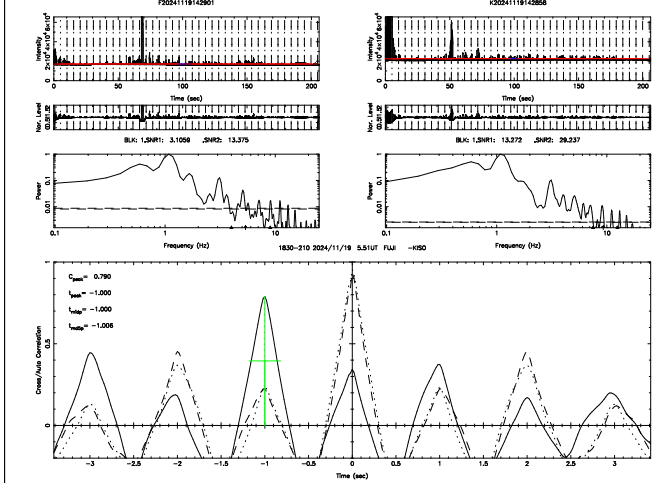
F20241119142901
K20241119142858
BLK: 1,SNR1: 3.1059 ,SNR2: 13.375
BLK: 1,SNR1: 13.372 ,SNR2: 29.237
1830-210 2024/11/19 5.51UT FUJI -KISO
C_{peak}= 0.790
t_{peak}= -1.000
t_{step}= -1.000
t_{mdlp}= -1.006

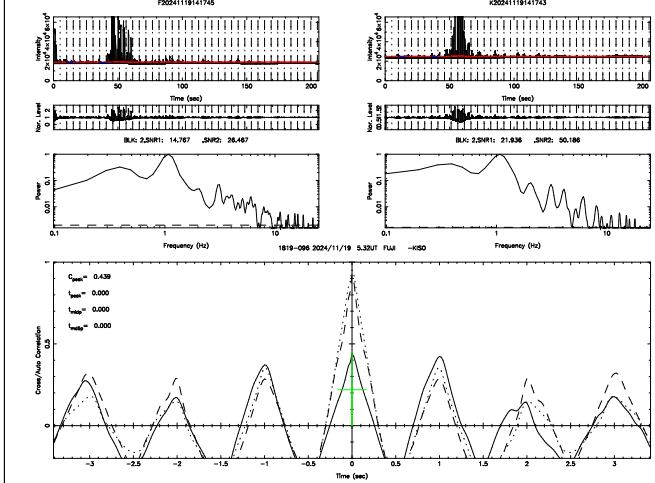
F20241119141745
K20241119141743
BLK: 2,SNR1: 14.767 ,SNR2: 26.467
BLK: 2,SNR1: 21.936 ,SNR2: 50.186
1819-096 2024/11/19 5.32UT FUJI -KISO
C_{peak}= 0.439
t_{peak}= 0.000
t_{step}= 0.000
t_{mdlp}= 0.000

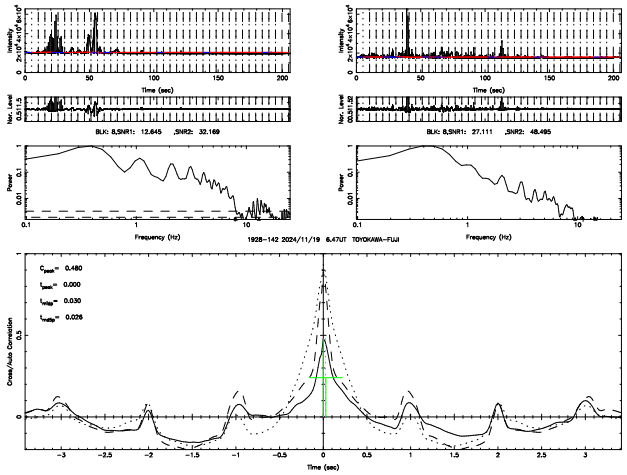
T20241119152642
F20241119152643
BLK: 8,SNR1: 12.645 ,SNR2: 32.169
BLK: 8,SNR1: 27.111 ,SNR2: 48.495
1928−142 2024/11/19 6.47UT TOYOKAWA−FUJI
C_{peak}= 0.480
t_{peak}= 0.000
t_{edge}= 0.030
t_{width}= 0.026

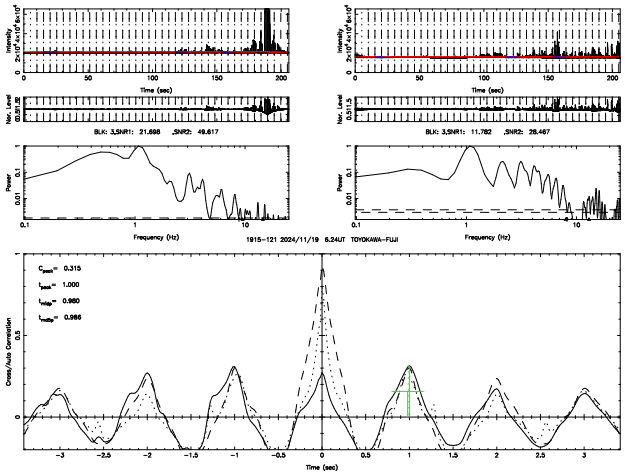
T20241119151300
F20241119151301
BLK: 3,SNR1: 21.698 ,SNR2: 49.617
BLK: 3,SNR1: 11.782 ,SNR2: 28.467
1915−121 2024/11/19 6.24UT TOYOKAWA−FUJI
C_{peak}= 0.315
t_{peak}= 1.000
t_{edge}= 0.980
t_{width}= 0.986

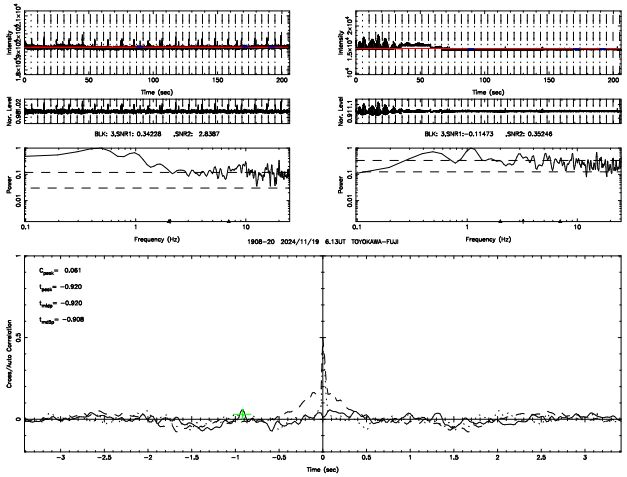
T20241119150609
F20241119150610
BLK: 3,SNR1: 0.34238 ,SNR2: 3.8387
BLK: 3,SNR1:−0.11473 ,SNR2: 0.35246
1908−20 2024/11/19 6.13UT TOYOKAWA−FUJI
C_{peak}= 0.061
t_{peak}= −0.920
t_{edge}= −0.920
t_{width}= −0.908

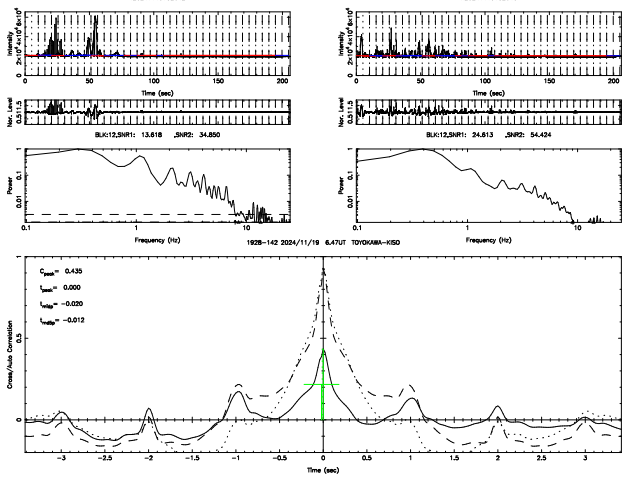
T20241119152642
K20241119152640
BLK:12,SNR1: 13.618 ,SNR2: 34.850
BLK:12,SNR1: 34.613 ,SNR2: 54.424
1928−142 2024/11/19 6.47UT TOYOKAWA−KISO
C_{peak}= 0.435
t_{peak}= 0.000
t_{edge}= −0.020
t_{width}= −0.012

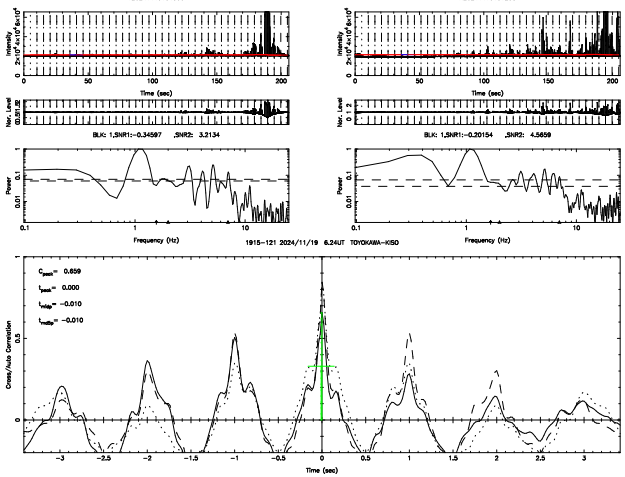
T20241119151300
K20241119151258
BLK: 1,SNR1:−0.34597 ,SNR2: 3.3134
BLK: 1,SNR1:−0.20154 ,SNR2: 4.5659
1915−121 2024/11/19 6.24UT TOYOKAWA−KISO
C_{peak}= 0.659
t_{peak}= 0.000
t_{edge}= −0.010
t_{width}= −0.010

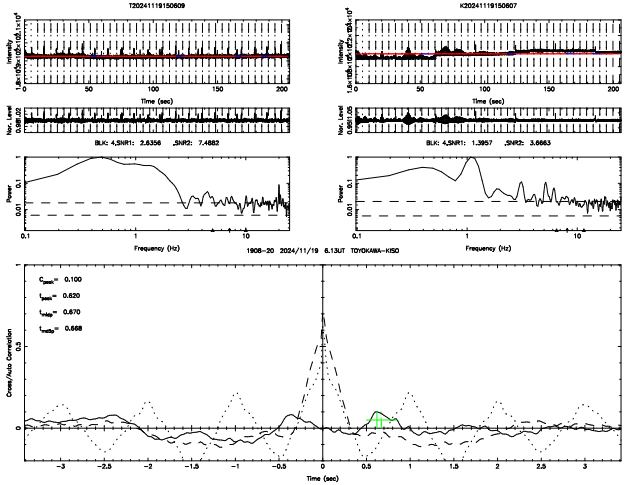
T20241119150609
K20241119150607
BLK: 4,SNR1: 2.6356 ,SNR2: 7.4882
BLK: 4,SNR1: 1.3957 ,SNR2: 3.6663
1908−20 2024/11/19 6.13UT TOYOKAWA−KISO
C_{peak}= 0.100
t_{peak}= 0.820
t_{edge}= 0.670
t_{width}= 0.668

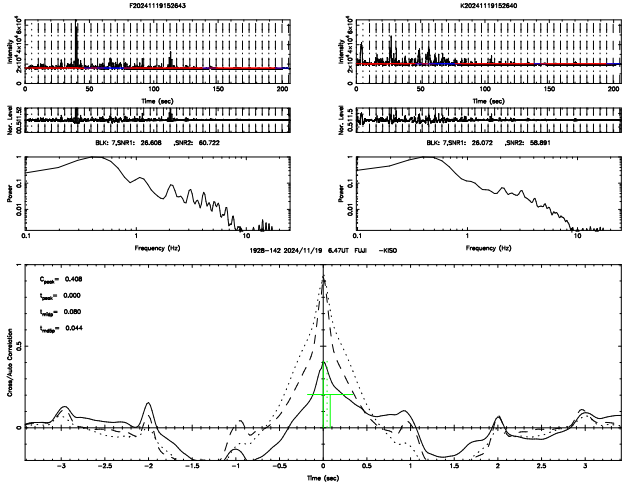
F20241119152643
K20241119152640
BLK: 7,SNR1: 26.608 ,SNR2: 60.722
BLK: 7,SNR1: 26.072 ,SNR2: 58.891
1928−142 2024/11/19 6.47UT FUJI −KISO
C_{peak}= 0.408
t_{peak}= 0.000
t_{edge}= 0.080
t_{width}= 0.044

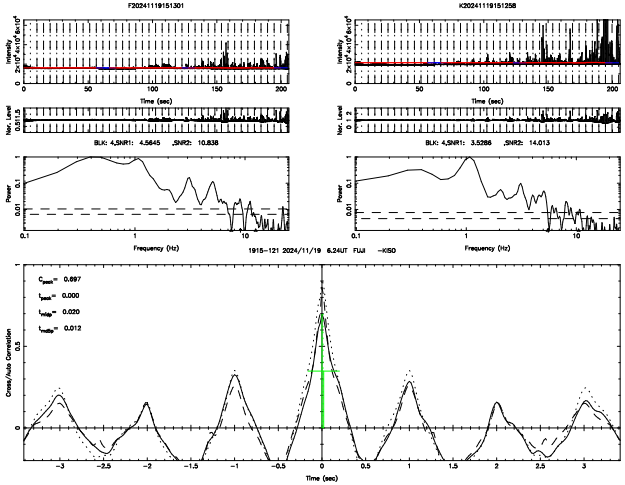
F20241119151301
K20241119151258
BLK: 4,SNR1: 4.5645 ,SNR2: 10.838
BLK: 4,SNR1: 3.5286 ,SNR2: 14.013
1915−121 2024/11/19 6.24UT FUJI −KISO
C_{peak}= 0.697
t_{peak}= 0.000
t_{edge}= 0.020
t_{width}= 0.012

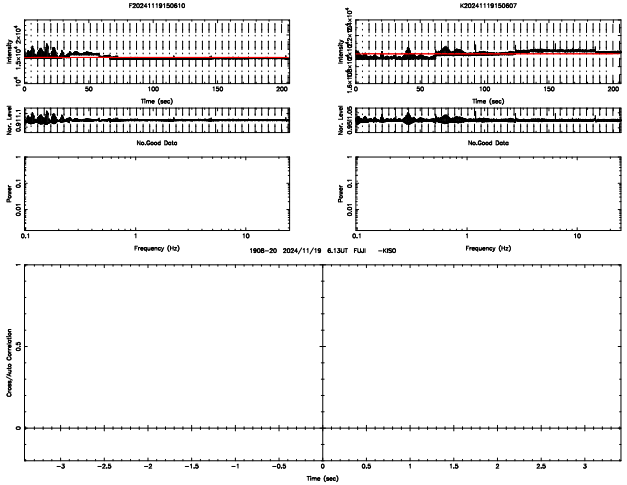
F20241119150610
K20241119150607
No.Good Data
No.Good Data
1908−20 2024/11/19 6.13UT FUJI −KISO

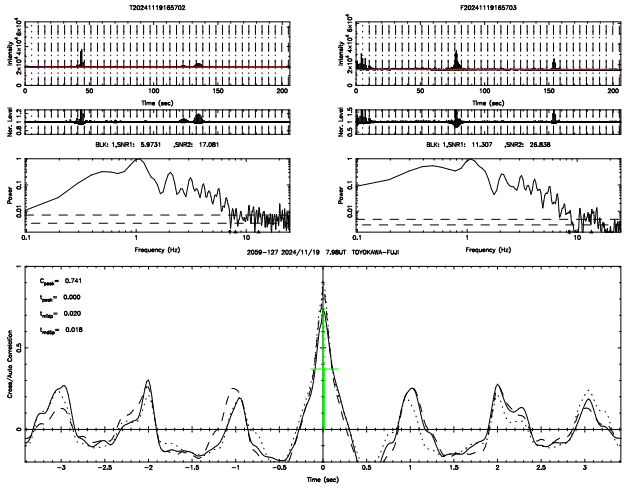
T20241119165702
F20241119165703
BLK: 1,SNR1: 5.9731 ,SNR2: 17.081
BLK: 1,SNR1: 11.307 ,SNR2: 26.838
2059−127 2024/11/19 7.98UT TOYOKAWA−FUJI
C_{peak}= 0.741
t_{peak}= 0.000
t_{edge}= 0.020
t_{edge}= 0.018

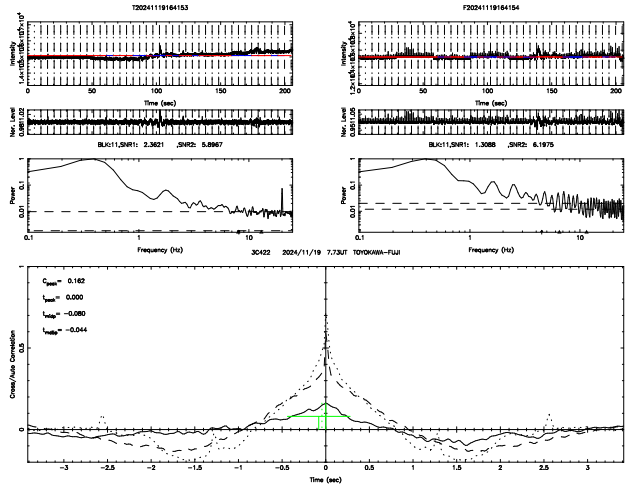
T20241119164153
F20241119164154
BLK:11,SNR1: 2.3621 ,SNR2: 5.8967
BLK:11,SNR1: 1.3088 ,SNR2: 6.1975
3C422 2024/11/19 7.73UT TOYOKAWA−FUJI
C_{peak}= 0.162
t_{peak}= 0.000
t_{edge}= −0.080
t_{edge}= −0.044

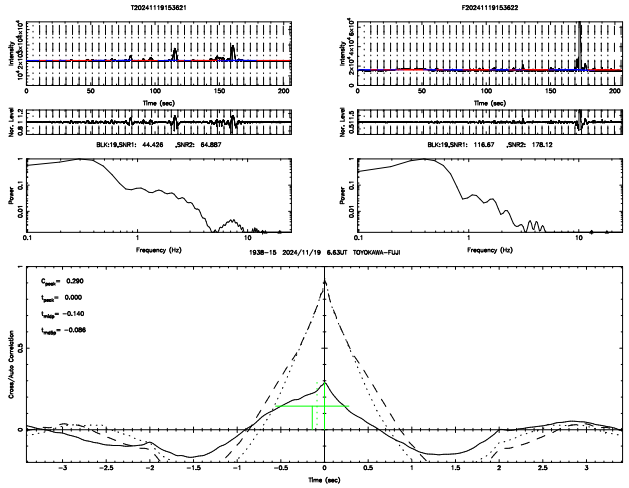
T20241119153621
F20241119153622
BLK:19,SNR1: 44.426 ,SNR2: 54.887
BLK:19,SNR1: 116.67 ,SNR2: 178.12
1938−15 2024/11/19 6.63UT TOYOKAWA−FUJI
C_{peak}= 0.290
t_{peak}= 0.000
t_{edge}= −0.140
t_{edge}= −0.086

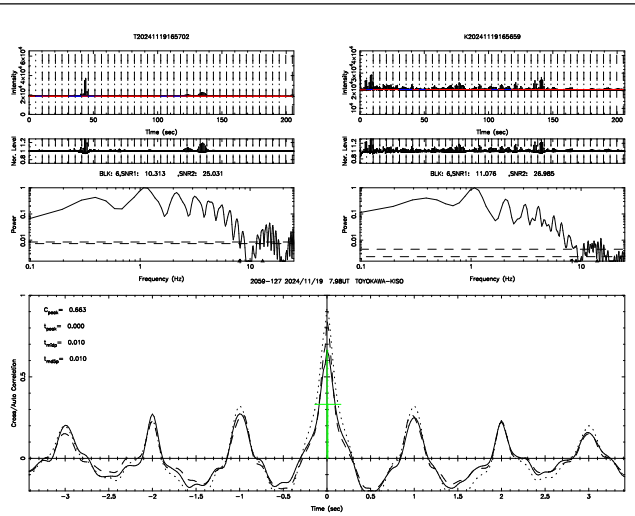
T20241119165702
K20241119165659
BLK: 6,SNR1: 10.313 ,SNR2: 25.031
BLK: 6,SNR1: 11.076 ,SNR2: 26.985
2059−127 2024/11/19 7.98UT TOYOKAWA−KISO
C_{peak}= 0.663
t_{peak}= 0.000
t_{edge}= 0.010
t_{edge}= 0.010

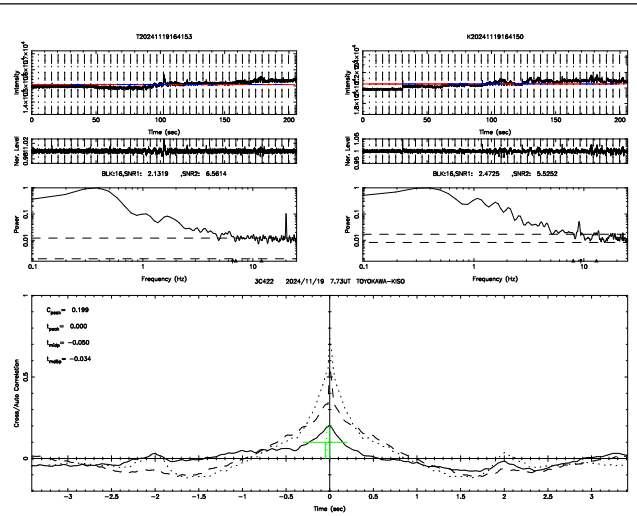
T20241119164153
K20241119164150
BLK:15,SNR1: 2.1319 ,SNR2: 6.5614
BLK:15,SNR1: 2.4725 ,SNR2: 5.5252
3C422 2024/11/19 7.73UT TOYOKAWA−KISO
C_{peak}= 0.199
t_{peak}= 0.000
t_{edge}= −0.050
t_{edge}= −0.034

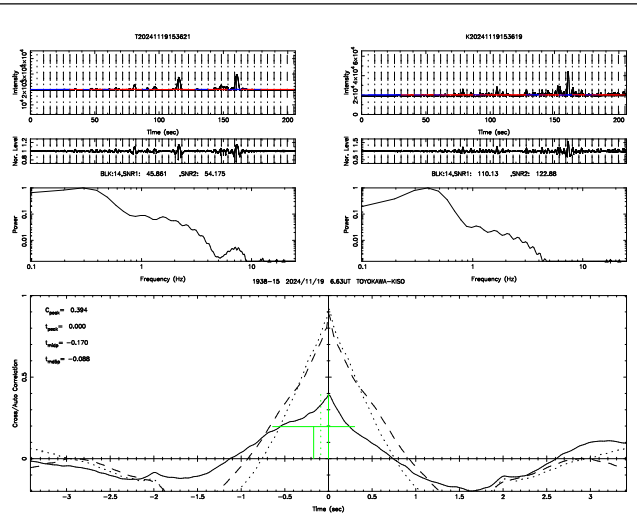
T20241119153621
K20241119153619
BLK:14,SNR1: 45.861 ,SNR2: 54.175
BLK:14,SNR1: 116.13 ,SNR2: 122.88
1938−15 2024/11/19 6.63UT TOYOKAWA−KISO
C_{peak}= 0.394
t_{peak}= 0.000
t_{edge}= −0.170
t_{edge}= −0.088

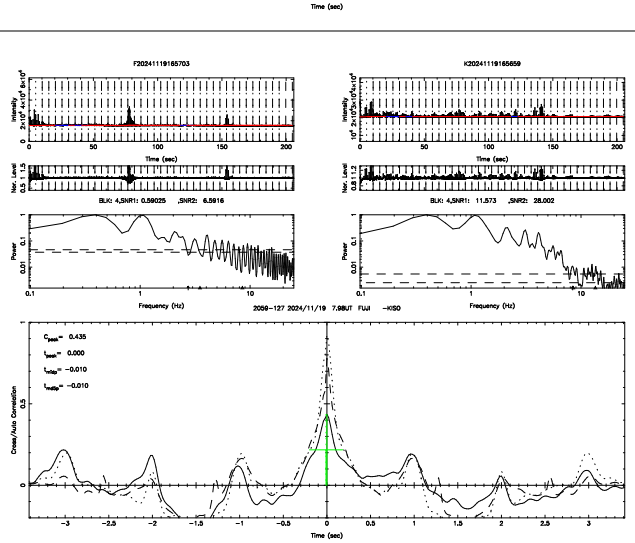
F20241119165703
K20241119165659
BLK: 4,SNR1: 0.59025 ,SNR2: 6.5916
BLK: 4,SNR1: 11.573 ,SNR2: 28.002
2059−127 2024/11/19 7.98UT FUJI −KISO
C_{peak}= 0.435
t_{peak}= 0.000
t_{edge}= −0.010
t_{edge}= −0.010

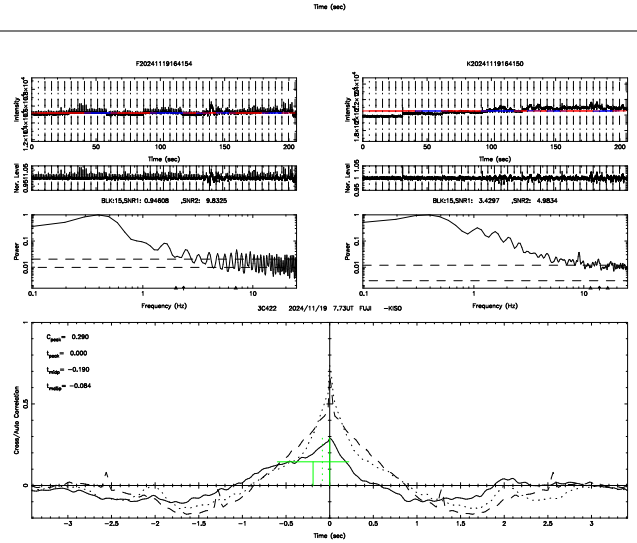
F20241119164154
K20241119164150
BLK:15,SNR1: 0.94608 ,SNR2: 9.8325
BLK:15,SNR1: 3.4297 ,SNR2: 4.9834
3C422 2024/11/19 7.73UT FUJI −KISO
C_{peak}= 0.290
t_{peak}= 0.000
t_{edge}= −0.190
t_{edge}= −0.084

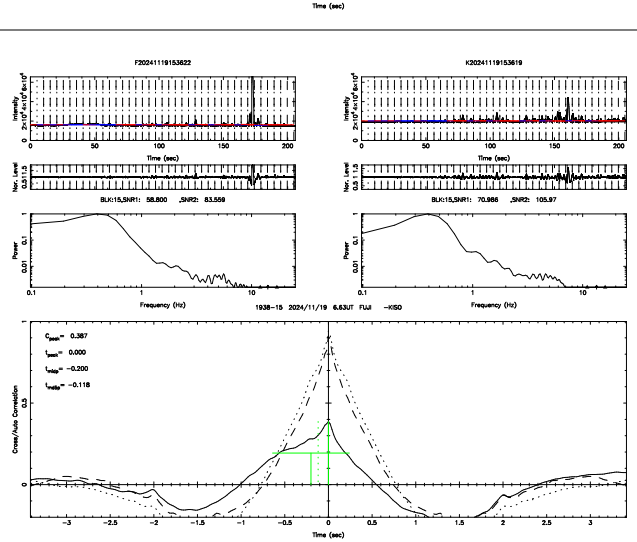
F20241119153622
K20241119153619
BLK:15,SNR1: 58.800 ,SNR2: 83.559
BLK:15,SNR1: 70.986 ,SNR2: 105.97
1938−15 2024/11/19 6.63UT FUJI −KISO
C_{peak}= 0.387
t_{peak}= 0.000
t_{edge}= −0.200
t_{edge}= −0.118

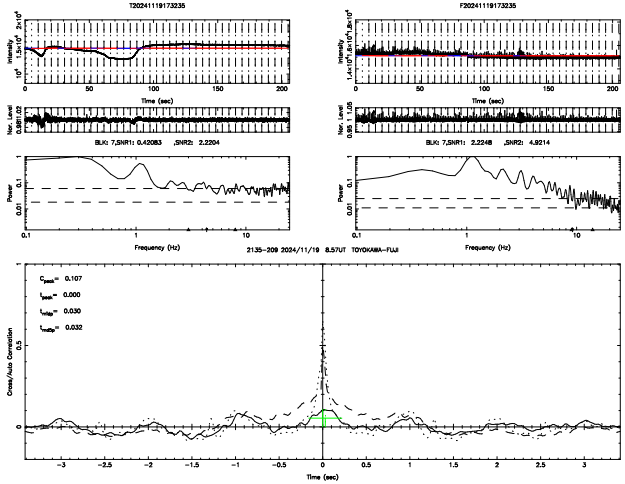
T20241119173235
F20241119173235
BLK: 7,SNR1: 0.42083 ,SNR2: 2.2204
BLK: 7,SNR1: 2.2248 ,SNR2: 4.9214
2135-209 2024/11/19 8.57UT TOYOKAWA-FUJI
C_{peak}= 0.107
t_{peak}= 0.000
t_{rise}= 0.030
$t_{rise/fall}$= 0.032

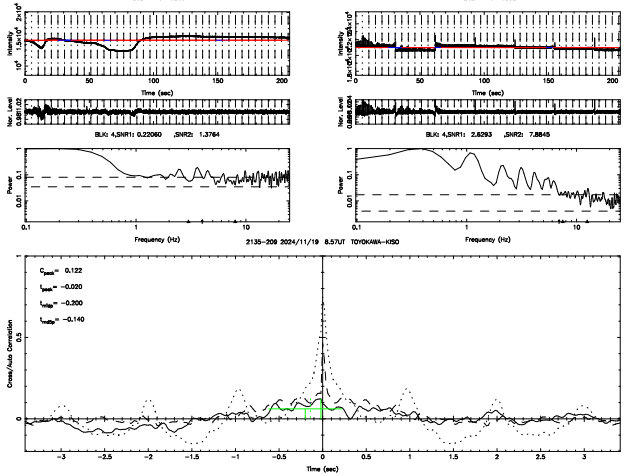
T20241119173235
K20241119173232
BLK: 4,SNR1: 0.22060 ,SNR2: 1.3764
BLK: 4,SNR1: 2.6293 ,SNR2: 7.8845
2135-209 2024/11/19 8.57UT TOYOKAWA-KISO
C_{peak}= 0.122
t_{peak}= -0.020
t_{rise}= -0.200
$t_{rise/fall}$= -0.140

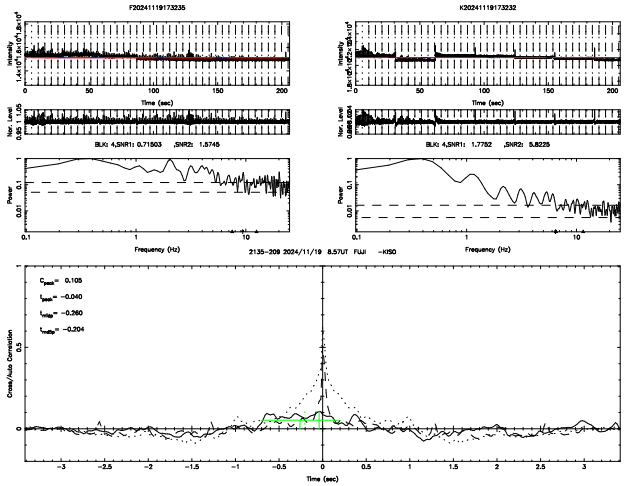
F20241119173235
K20241119173232
BLK: 4,SNR1: 0.71503 ,SNR2: 1.5745
BLK: 4,SNR1: 1.7752 ,SNR2: 5.8225
2135-209 2024/11/19 8.57UT FUJI -KISO
C_{peak}= 0.105
t_{peak}= -0.040
t_{rise}= -0.260
$t_{rise/fall}$= -0.204

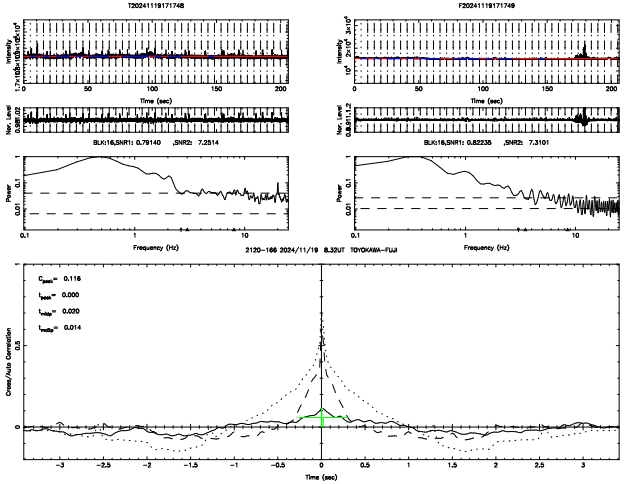
T20241119171748
F20241119171749
BLK:16,SNR1: 0.79140 ,SNR2: 7.2514
BLK:16,SNR1: 0.82235 ,SNR2: 7.3101
2120-166 2024/11/19 8.32UT TOYOKAWA-FUJI
C_{peak}= 0.116
t_{peak}= 0.000
t_{rise}= 0.020
$t_{rise/fall}$= 0.014

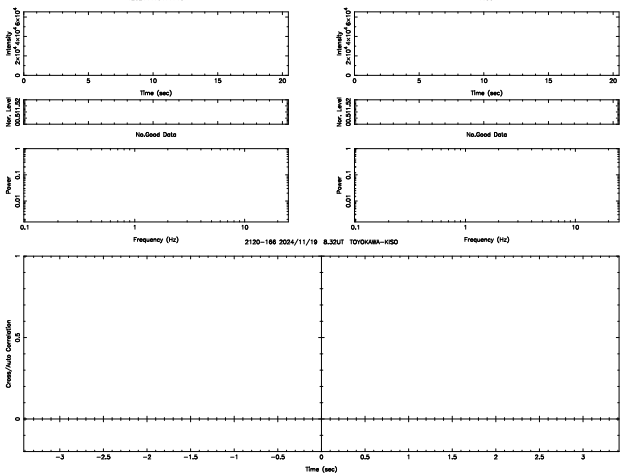
T20241119171748
KISO
No.Good Data
No.Good Data
2120-166 2024/11/19 8.32UT TOYOKAWA-KISO

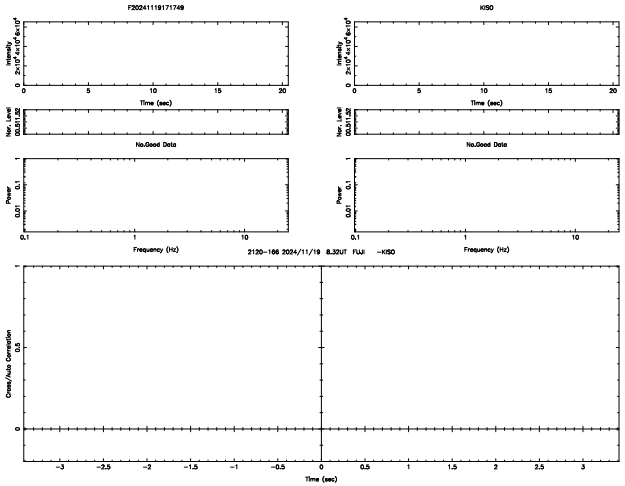
F20241119171749
KISO
No.Good Data
No.Good Data
2120-166 2024/11/19 8.32UT FUJI -KISO

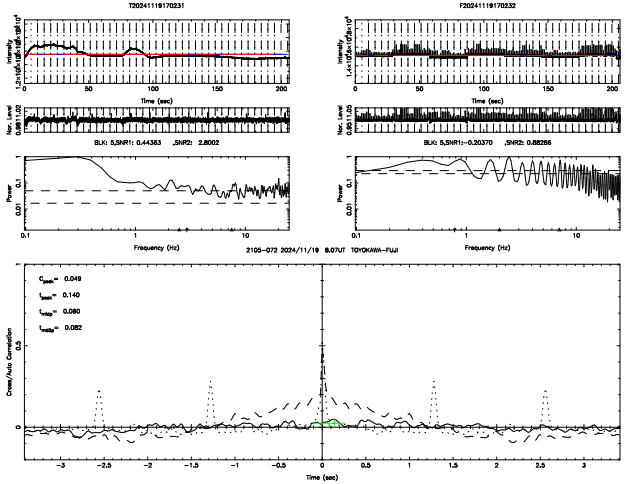
T20241119170231
F20241119170232
BLK: 5,SNR1: 0.44363 ,SNR2: 2.8002
BLK: 5,SNR1:-0.20370 ,SNR2: 0.88286
2105-072 2024/11/19 8.07UT TOYOKAWA-FUJI
C_{peak}= 0.049
t_{peak}= 0.140
t_{rise}= 0.080
$t_{rise/fall}$= 0.082

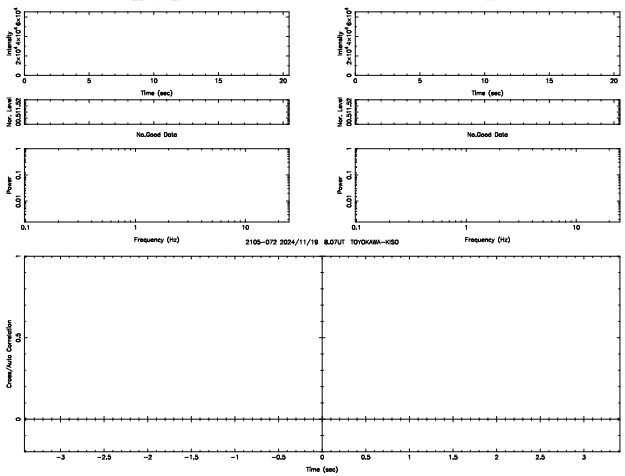
T20241119170231
KISO
No.Good Data
No.Good Data
2105-072 2024/11/19 8.07UT TOYOKAWA-KISO

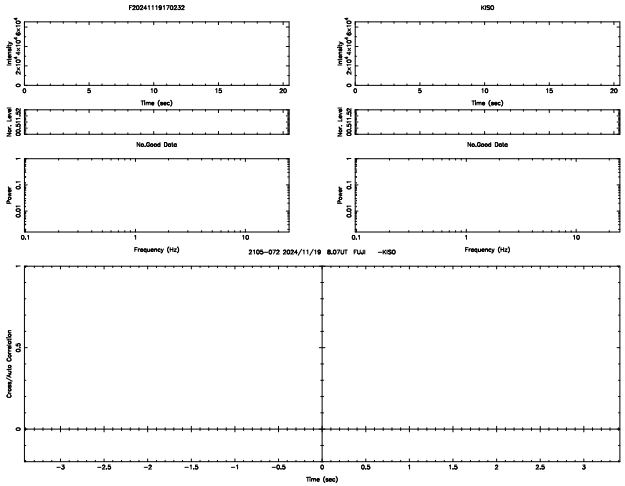
F20241119170232
KISO
No.Good Data
No.Good Data
2105-072 2024/11/19 8.07UT FUJI -KISO