
T20250729064617
F20250729064617
BLK:13,SNR1: 0.21170 ,SNR2: 0.79947
BLK:13,SNR1: 42.130 ,SNR2: 54.128
0320+05 2025/07/28 21.80UT TOYOKAWA-FUJI
T20250729063446
F20250729063446
BLK: 5,SNR1: 0.88665E-01,SNR2: 0.23770
BLK: 5,SNR1: 2.8265 ,SNR2: 7.2773
0308+305 2025/07/28 21.61UT TOYOKAWA-FUJI
T20250729062457
F20250729062457
BLK: 8,SNR1: 0.75345 ,SNR2: 2.3504
BLK: 8,SNR1: 5.9598 ,SNR2: 15.737
0258+350 2025/07/28 21.44UT TOYOKAWA-FUJI
T20250729064617
KISO
0320+05 2025/07/28 21.80UT TOYOKAWA-KISO
T20250729063446
KISO
0308+305 2025/07/28 21.61UT TOYOKAWA-KISO
T20250729062457
KISO
0258+350 2025/07/28 21.44UT TOYOKAWA-KISO
F20250729064617
KISO
0320+05 2025/07/28 21.80UT FUJI -KISO
F20250729063446
KISO
0308+305 2025/07/28 21.61UT FUJI -KISO
F20250729062457
KISO
0258+350 2025/07/28 21.44UT FUJI -KISO
Intensity
Time (sec)
Nor. Level
Power
Frequency (Hz)
Cross/Auto Correlation
No.Good Data

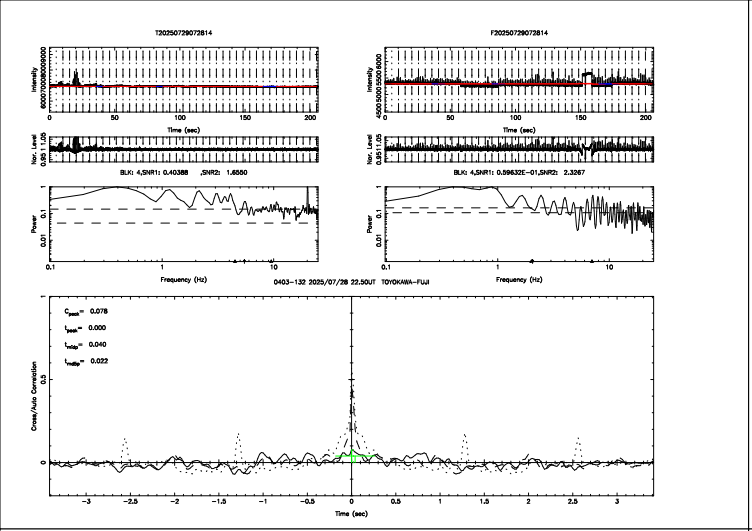
T20250729072814
T20250729072814
BLK: 4,SNR1: 0.40388 ,SNR2: 1.6550
BLK: 4,SNR1: 0.99632E-01,SNR2: 2.3267
0403-132 2025/07/28 22.50UT TOYOKAWA-FUJI
C_{peak}= 0.078
t_{peak}= 0.000
t_{wide}= 0.040
$t_{reality}$= 0.022
Time (sec)
Frequency (Hz)
Power
Cross/Auto Correlation

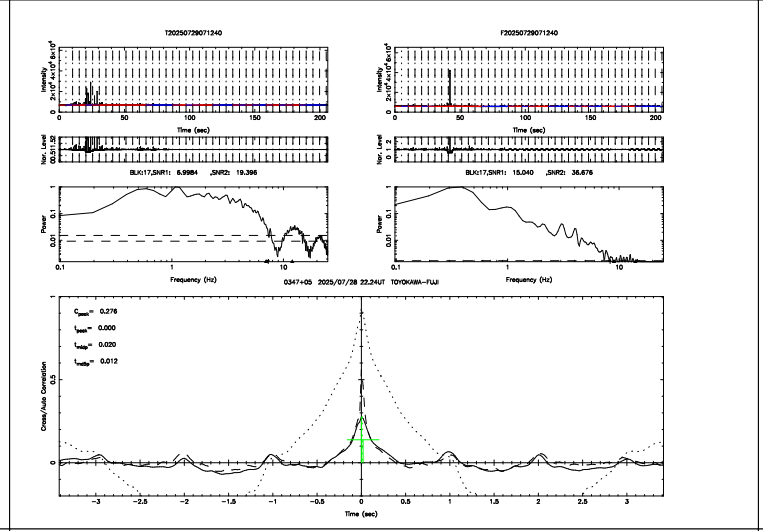
T20250729071240
F20250729071240
BLK:17,SNR1: 6.9984 ,SNR2: 19.396
BLK:17,SNR1: 15.040 ,SNR2: 36.676
0347+05 2025/07/28 22.24UT TOYOKAWA-FUJI
C_{peak}= 0.276
t_{peak}= 0.000
t_{wide}= 0.020
$t_{reality}$= 0.012
Time (sec)
Frequency (Hz)
Power
Cross/Auto Correlation

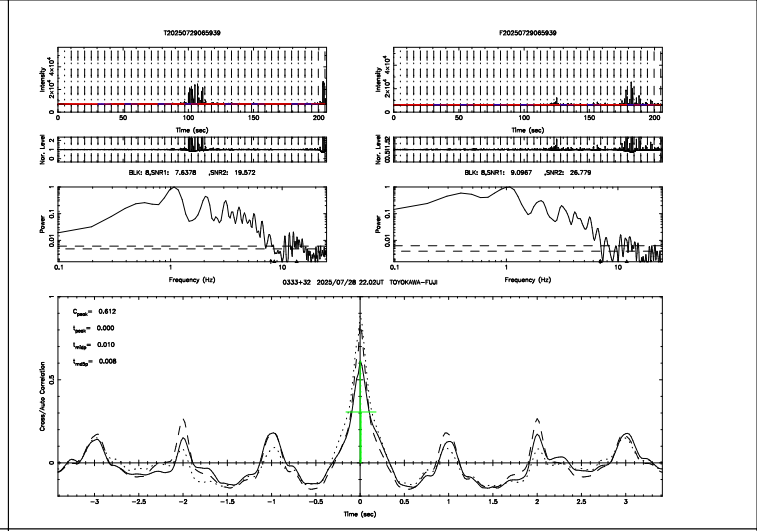
T20250729065939
F20250729065939
BLK: 8,SNR1: 7.6378 ,SNR2: 19.572
BLK: 8,SNR1: 9.0967 ,SNR2: 26.779
0333+32 2025/07/28 22.02UT TOYOKAWA-FUJI
C_{peak}= 0.612
t_{peak}= 0.000
t_{wide}= 0.010
$t_{reality}$= 0.008
Time (sec)
Frequency (Hz)
Power
Cross/Auto Correlation

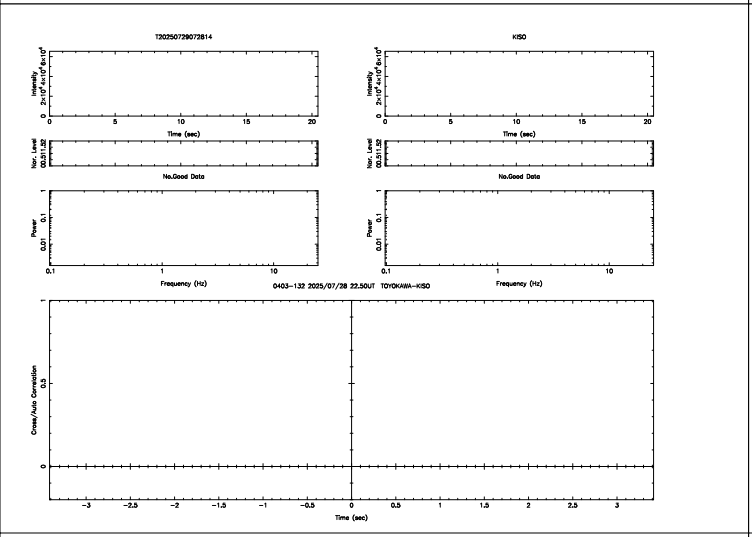
T20250729072814
KISO
No.Good Data
0403-132 2025/07/28 22.50UT TOYOKAWA-KISO
Time (sec)
Frequency (Hz)
Power
Cross/Auto Correlation

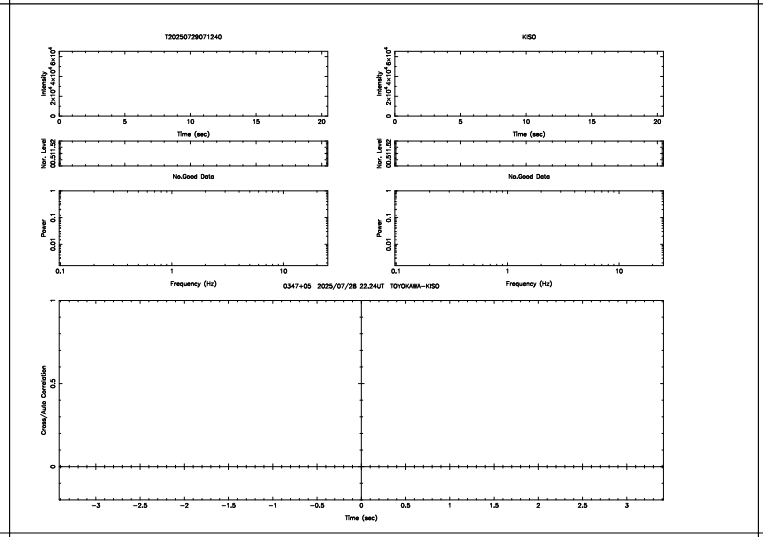
T20250729071240
KISO
No.Good Data
0347+05 2025/07/28 22.24UT TOYOKAWA-KISO
Time (sec)
Frequency (Hz)
Power
Cross/Auto Correlation

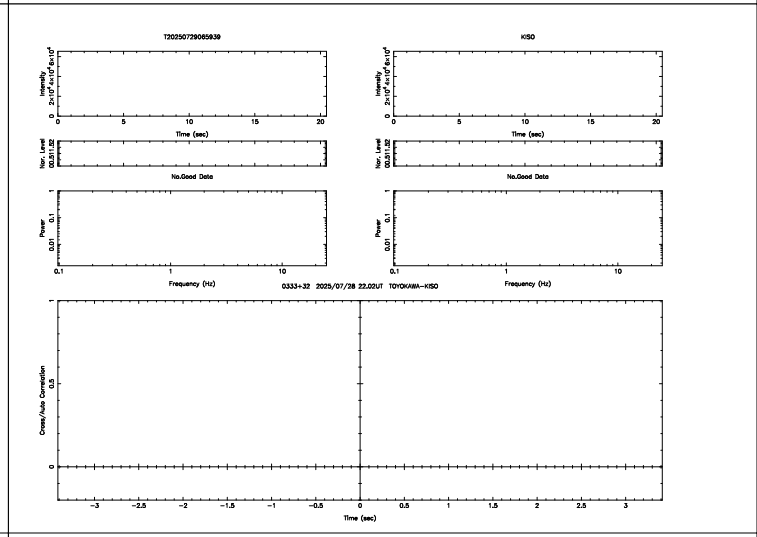
T20250729065939
KISO
No.Good Data
0333+32 2025/07/28 22.02UT TOYOKAWA-KISO
Time (sec)
Frequency (Hz)
Power
Cross/Auto Correlation

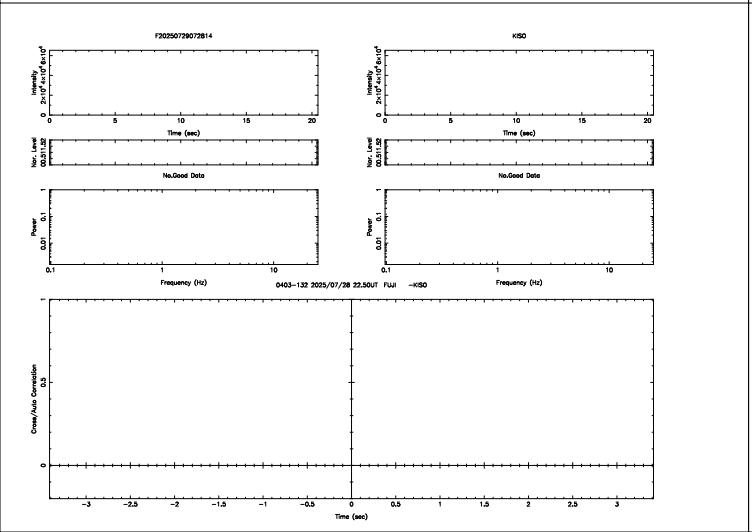
F20250729072814
KISO
No.Good Data
0403-132 2025/07/28 22.50UT FUJI -KISO
Time (sec)
Frequency (Hz)
Power
Cross/Auto Correlation

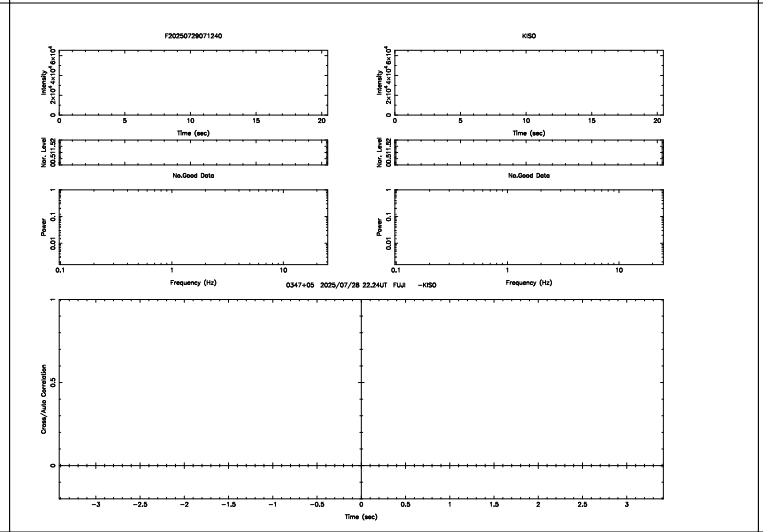
F20250729071240
KISO
No.Good Data
0347+05 2025/07/28 22.24UT FUJI -KISO
Time (sec)
Frequency (Hz)
Power
Cross/Auto Correlation

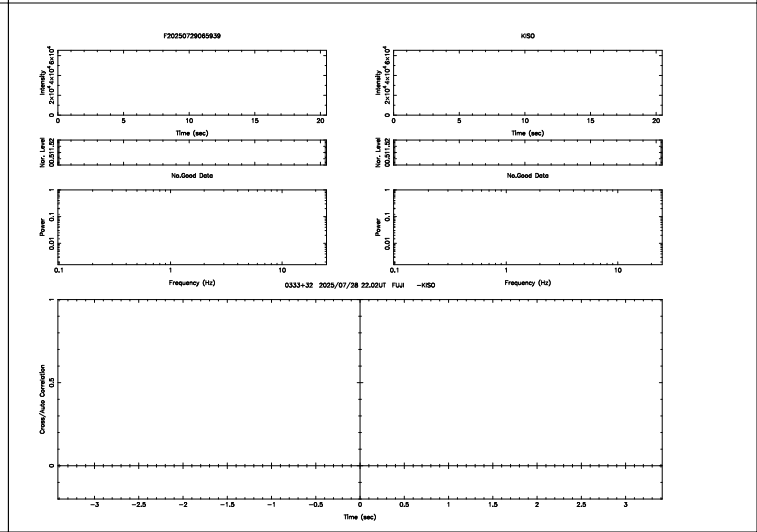
F20250729065939
KISO
No.Good Data
0333+32 2025/07/28 22.02UT FUJI -KISO
Time (sec)
Frequency (Hz)
Power
Cross/Auto Correlation

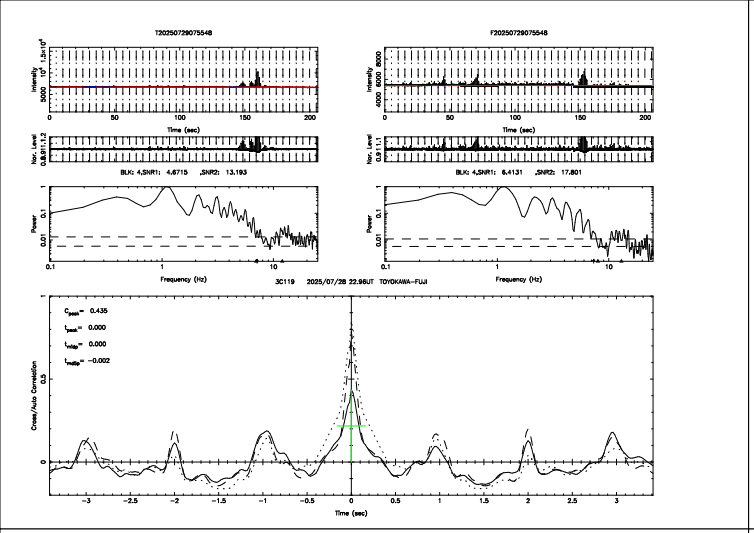
T20250729075548
F20250729075548
BLK: 4,SNR1: 4.6715 ,SNR2: 13.193
BLK: 4,SNR1: 6.4131 ,SNR2: 17.801
3C119 2025/07/28 22.96UT TOYOKAWA-FUJI
C_peak= 0.435
t_peak= 0.000
t_rise= 0.000
t_fall= -0.002

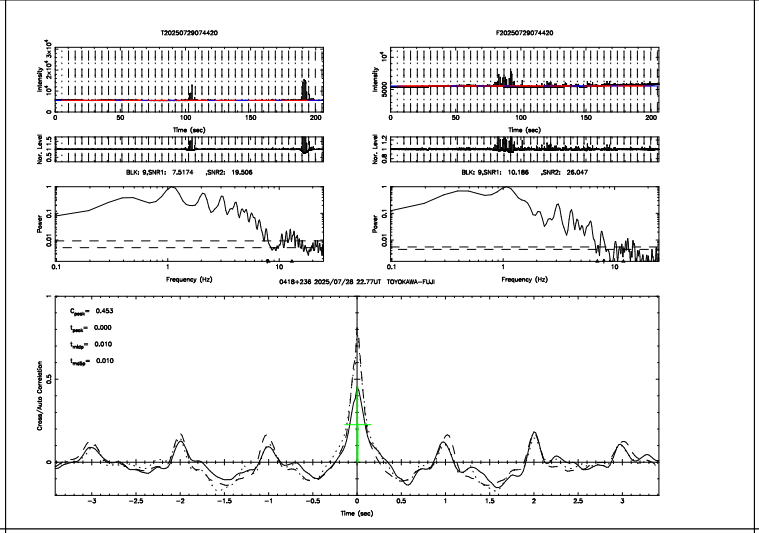
T20250729074420
F20250729074420
BLK: 9,SNR1: 7.5174 ,SNR2: 19.506
BLK: 9,SNR1: 10.186 ,SNR2: 26.047
0418+236 2025/07/28 22.77UT TOYOKAWA-FUJI
C_peak= 0.453
t_peak= 0.000
t_rise= 0.010
t_fall= 0.010

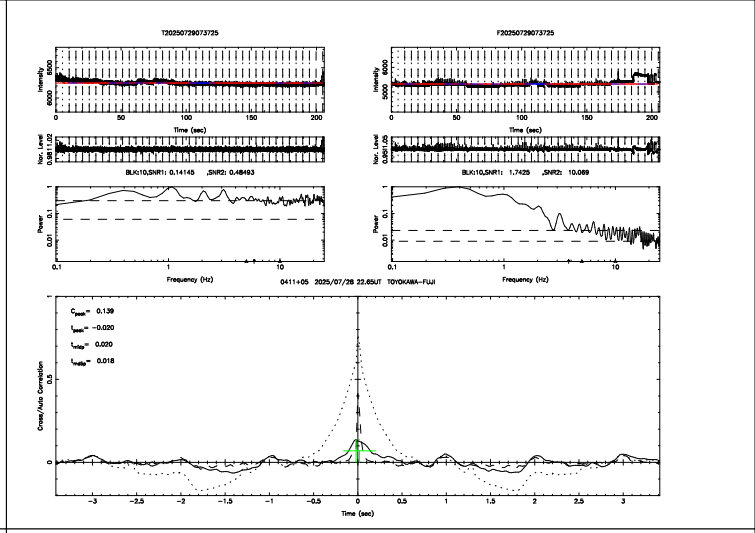
T20250729073725
F20250729073725
BLK:10,SNR1: 0.14145 ,SNR2: 0.48493
BLK:10,SNR1: 1.7425 ,SNR2: 10.069
0411+05 2025/07/28 22.65UT TOYOKAWA-FUJI
C_peak= 0.139
t_peak= -0.020
t_rise= 0.020
t_fall= 0.018

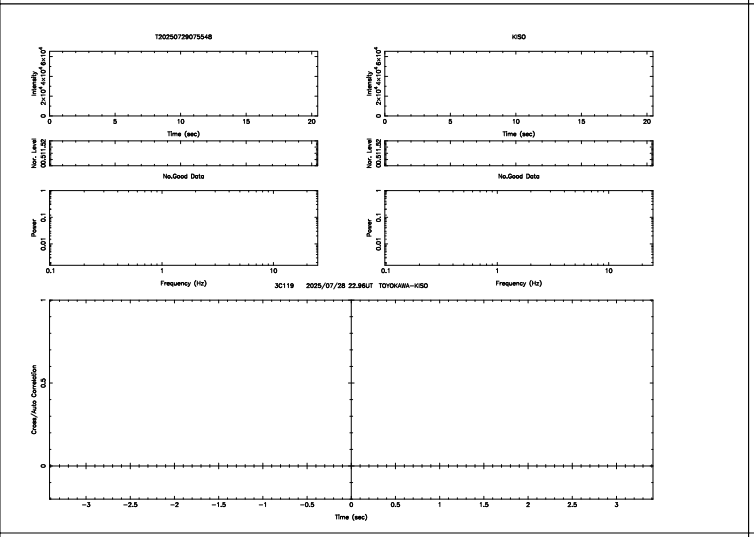
T20250729075548
KISO
No.Good Data
3C119 2025/07/28 22.96UT TOYOKAWA-KISO

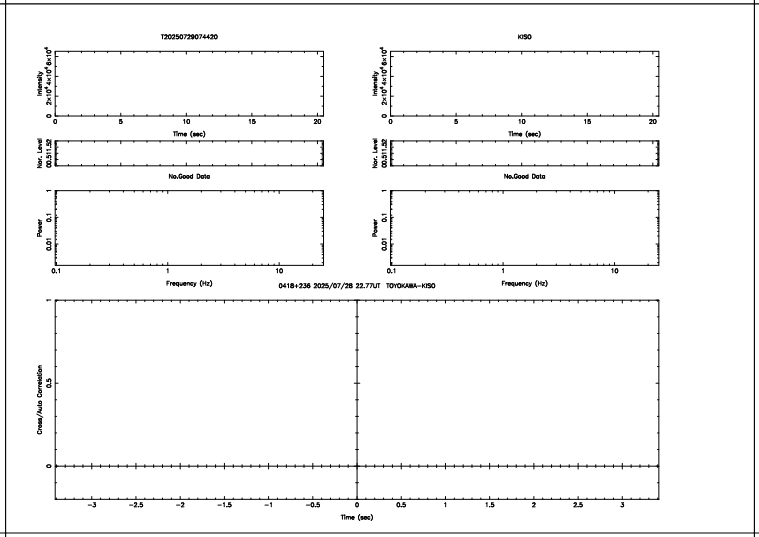
T20250729074420
KISO
No.Good Data
0418+236 2025/07/28 22.77UT TOYOKAWA-KISO

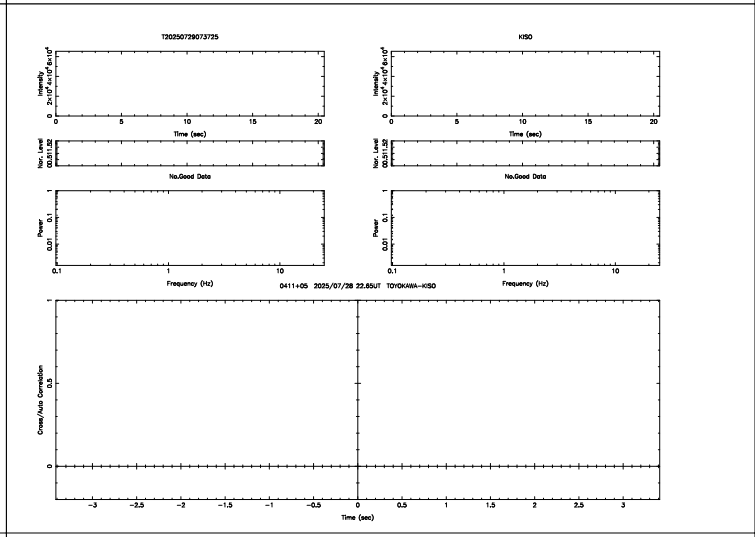
T20250729073725
KISO
No.Good Data
0411+05 2025/07/28 22.65UT TOYOKAWA-KISO

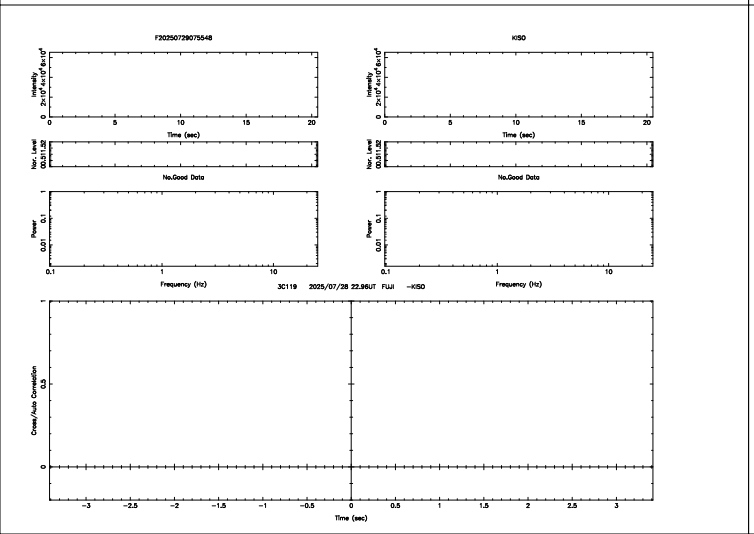
F20250729075548
KISO
No.Good Data
3C119 2025/07/28 22.96UT FUJI -KISO

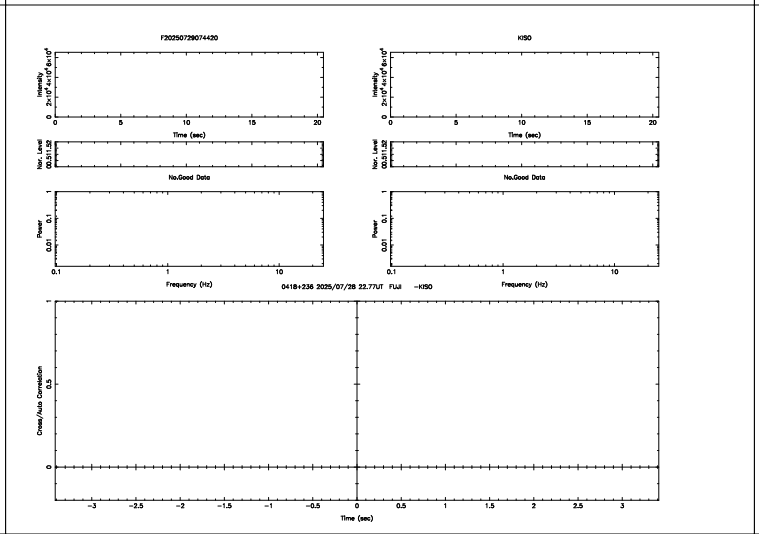
F20250729074420
KISO
No.Good Data
0418+236 2025/07/28 22.77UT FUJI -KISO

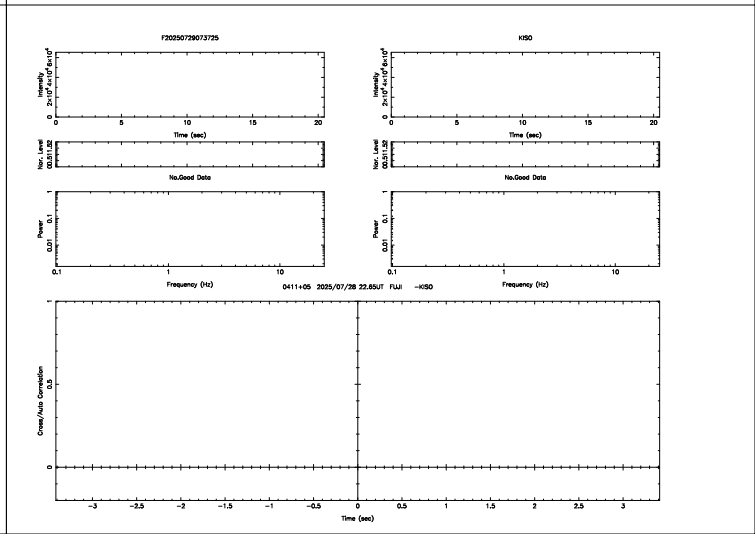
F20250729073725
KISO
No.Good Data
0411+05 2025/07/28 22.65UT FUJI -KISO

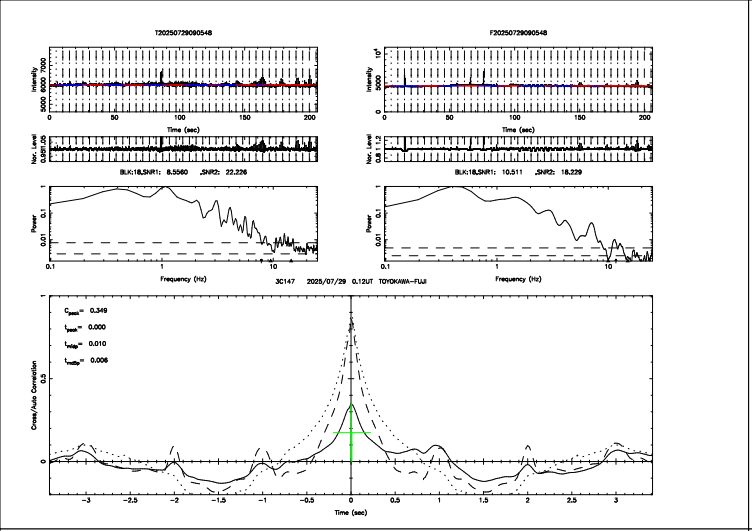
T20250729090548
F20250729090548
BLK:18,SNR1: 8.5560 ,SNR2: 22.226
BLK:18,SNR1: 10.511 ,SNR2: 18.229
3C147 2025/07/29 0.12UT TOYOKAWA-FUJI
C_peak= 0.349
t_peak= 0.000
t_rise= 0.010
t_trailg= 0.006
Time (sec)
Frequency (Hz)
Cross/Auto Correlation

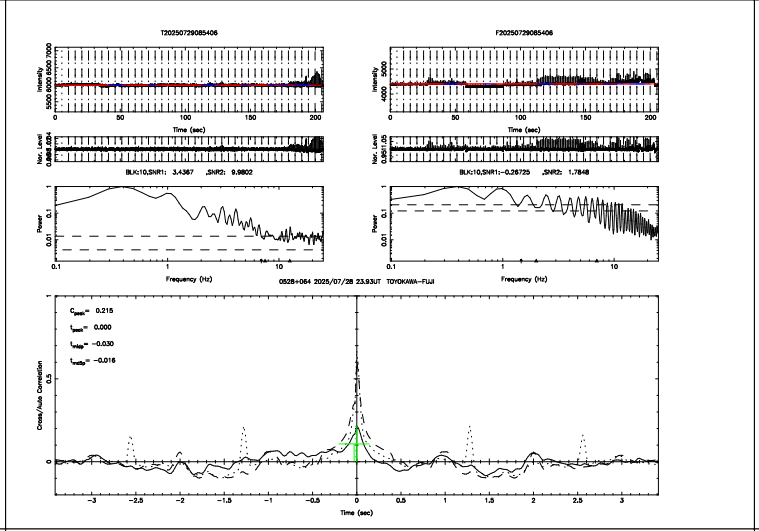
T20250729085406
F20250729085406
BLK:10,SNR1: 3.4367 ,SNR2: 9.9802
BLK:10,SNR1:-0.26725 ,SNR2: 1.7848
0528+064 2025/07/28 23.93UT TOYOKAWA-FUJI
C_peak= 0.215
t_peak= 0.000
t_rise= −0.030
t_trailg= −0.016
Time (sec)
Frequency (Hz)
Cross/Auto Correlation

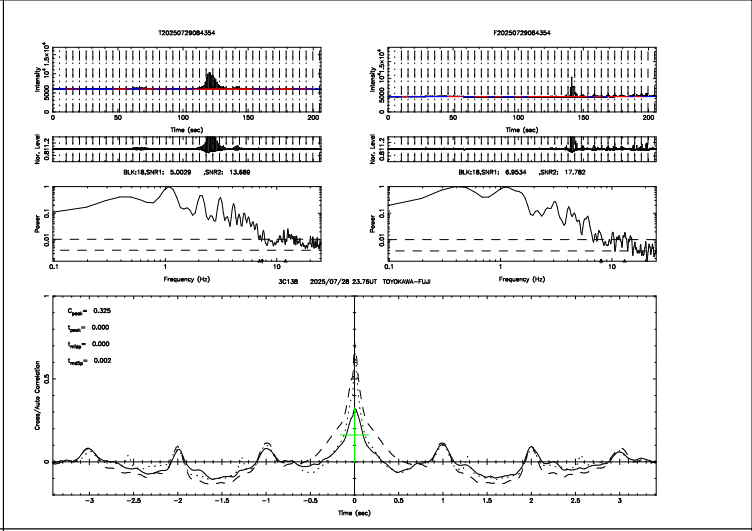
T20250729084354
F20250729084354
BLK:18,SNR1: 5.0029 ,SNR2: 13.689
BLK:18,SNR1: 6.9534 ,SNR2: 17.782
3C138 2025/07/28 23.76UT TOYOKAWA-FUJI
C_peak= 0.325
t_peak= 0.000
t_rise= 0.000
t_trailg= 0.002
Time (sec)
Frequency (Hz)
Cross/Auto Correlation

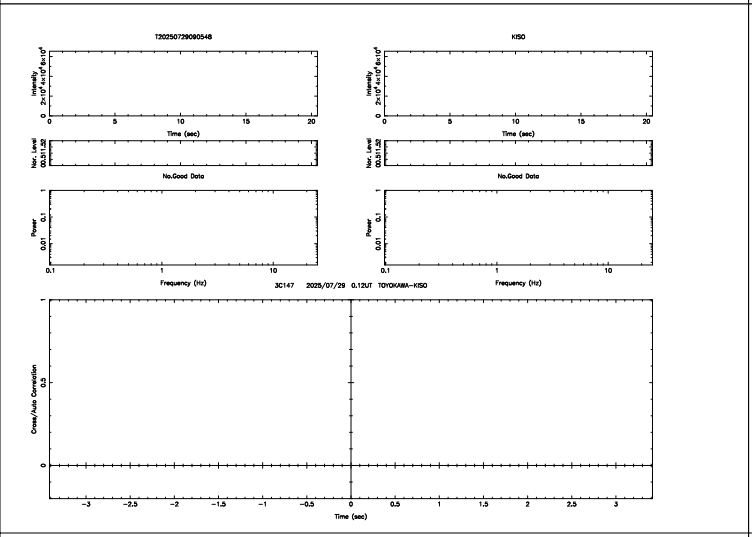
T20250729090548
KISO
No.Good Data
3C147 2025/07/29 0.12UT TOYOKAWA-KISO
Time (sec)
Frequency (Hz)
Cross/Auto Correlation

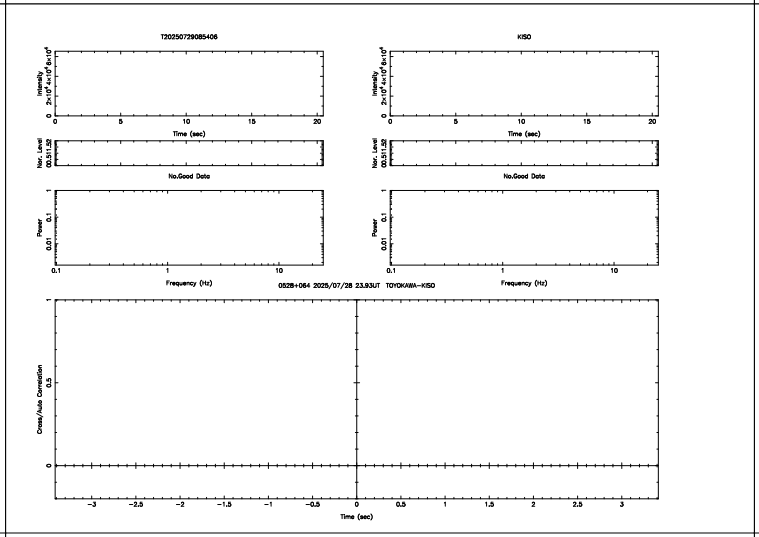
T20250729085406
KISO
No.Good Data
0528+064 2025/07/28 23.93UT TOYOKAWA-KISO
Time (sec)
Frequency (Hz)
Cross/Auto Correlation

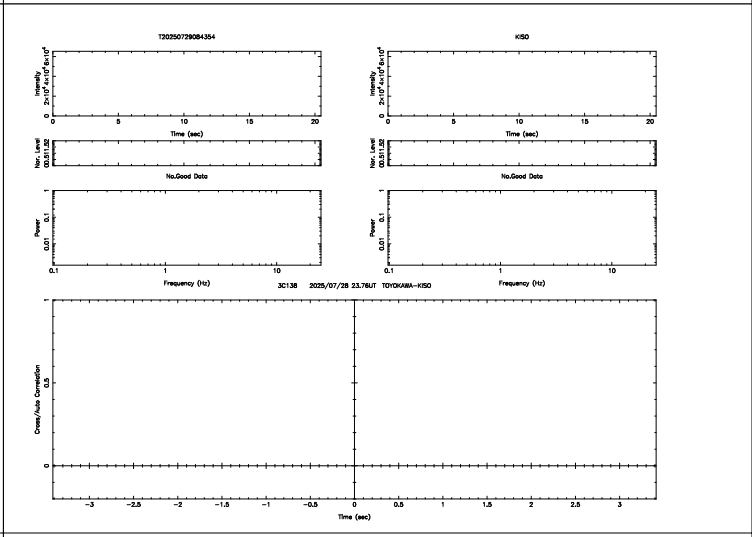
T20250729084354
KISO
No.Good Data
3C138 2025/07/28 23.76UT TOYOKAWA-KISO
Time (sec)
Frequency (Hz)
Cross/Auto Correlation

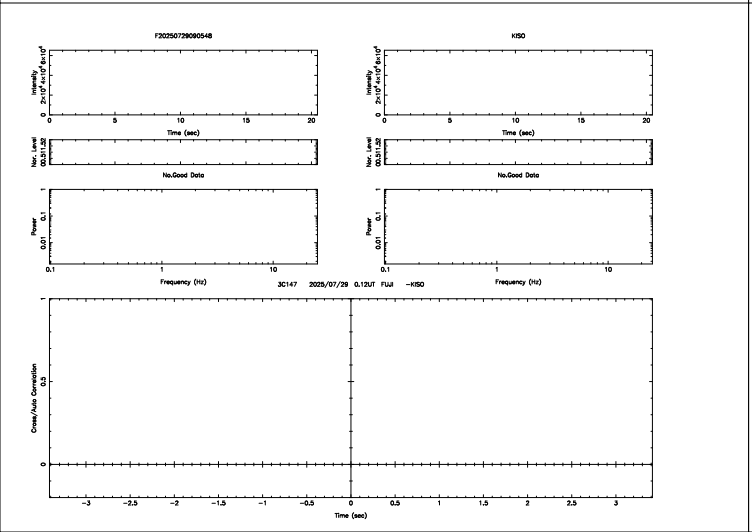
F20250729090548
KISO
No.Good Data
3C147 2025/07/29 0.12UT FUJI -KISO
Time (sec)
Frequency (Hz)
Cross/Auto Correlation

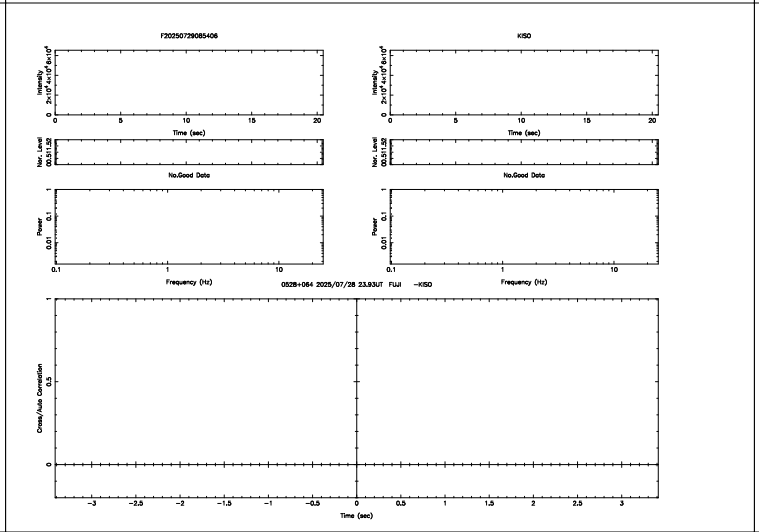
F20250729085406
KISO
No.Good Data
0528+064 2025/07/28 23.93UT FUJI -KISO
Time (sec)
Frequency (Hz)
Cross/Auto Correlation

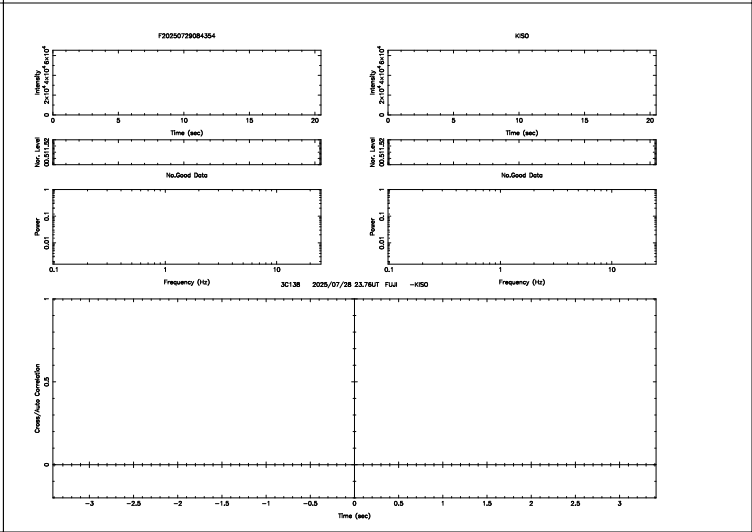
F20250729084354
KISO
No.Good Data
3C138 2025/07/28 23.76UT FUJI -KISO
Time (sec)
Frequency (Hz)
Cross/Auto Correlation

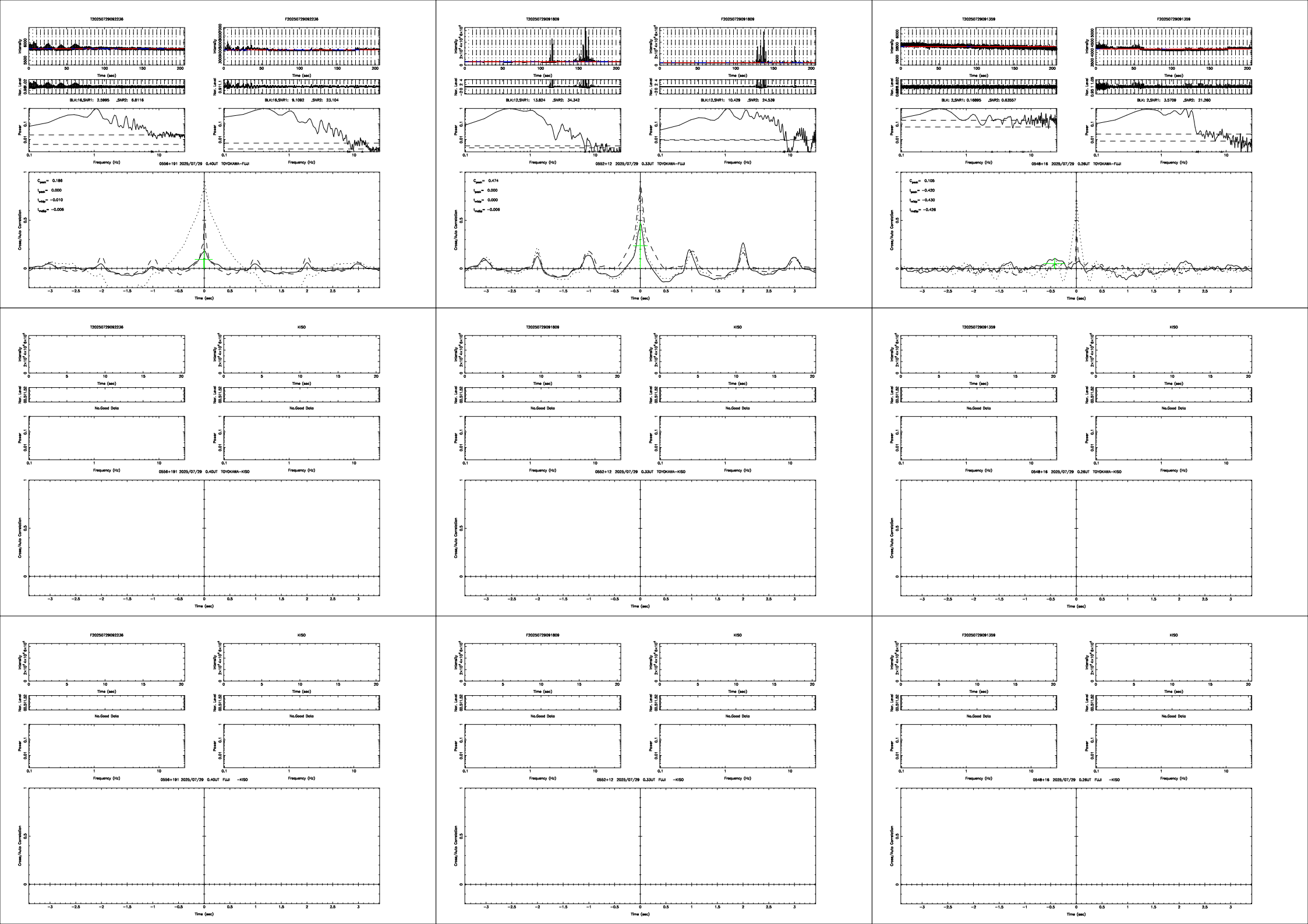
T20250729092236
F20250729092236
BLK:16,SNR1: 2.5995 ,SNR2: 6.8116
BLK:16,SNR1: 9.1092 ,SNR2: 23.104
0556+191 2025/07/29 0.40UT TOYOKAWA-FUJI
T20250729091809
F20250729091809
BLK:12,SNR1: 13.824 ,SNR2: 34.342
BLK:12,SNR1: 10.429 ,SNR2: 24.539
0552+12 2025/07/29 0.33UT TOYOKAWA-FUJI
T20250729091359
F20250729091359
BLK: 2,SNR1: 0.16895 ,SNR2: 0.63557
BLK: 2,SNR1: 3.5709 ,SNR2: 21.260
0548+16 2025/07/29 0.26UT TOYOKAWA-FUJI
KISO
No.Good Data
0556+191 2025/07/29 0.40UT TOYOKAWA-KISO
0552+12 2025/07/29 0.33UT TOYOKAWA-KISO
0548+16 2025/07/29 0.26UT TOYOKAWA-KISO
0556+191 2025/07/29 0.40UT FUJI -KISO
0552+12 2025/07/29 0.33UT FUJI -KISO
0548+16 2025/07/29 0.26UT FUJI -KISO
Intensity
Time (sec)
Nor. Level
Power
Frequency (Hz)
Cross/Auto Correlation

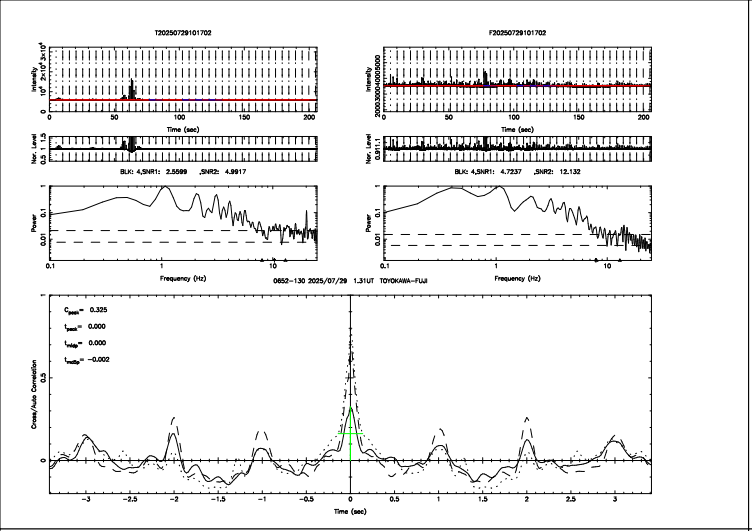
T20250729101702
F20250729101702
BLK: 4,SNR1: 2.5599 ,SNR2: 4.9917
BLK: 4,SNR1: 4.7237 ,SNR2: 12.132
0652−130 2025/07/29 1.31UT TOYOKAWA−FUJI
C_peak= 0.325
t_peak= 0.000
t_mtdp= 0.000
t_mtdy= −0.002

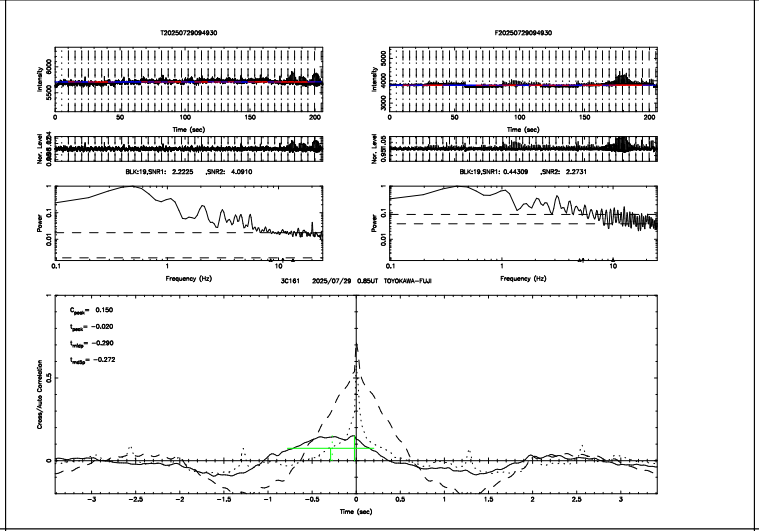
T20250729094930
F20250729094930
BLK:19,SNR1: 2.2225 ,SNR2: 4.0910
BLK:19,SNR1: 0.44309 ,SNR2: 2.2731
3C161 2025/07/29 0.85UT TOYOKAWA−FUJI
C_peak= 0.150
t_peak= −0.020
t_mtdp= −0.290
t_mtdy= −0.272

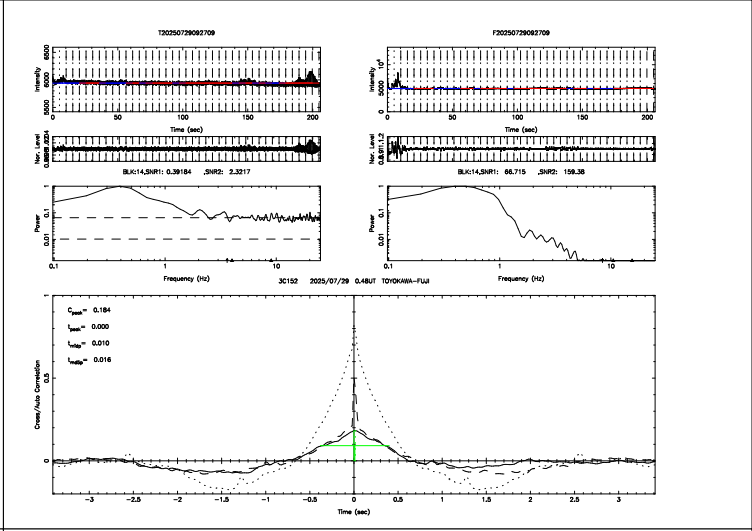
T20250729092709
F20250729092709
BLK:14,SNR1: 0.39184 ,SNR2: 2.3217
BLK:14,SNR1: 66.715 ,SNR2: 159.38
3C152 2025/07/29 0.48UT TOYOKAWA−FUJI
C_peak= 0.184
t_peak= 0.000
t_mtdp= 0.010
t_mtdy= 0.016

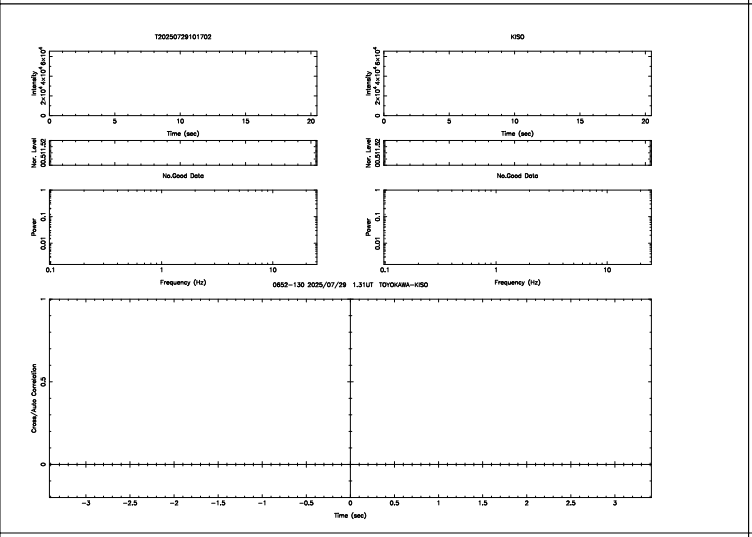
T20250729101702
KISO
No.Good Data
0652−130 2025/07/29 1.31UT TOYOKAWA−KISO

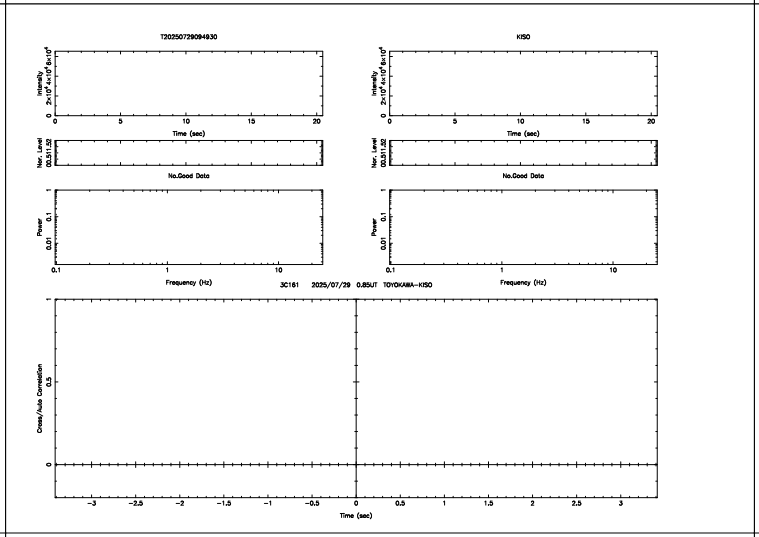
T20250729094930
KISO
No.Good Data
3C161 2025/07/29 0.85UT TOYOKAWA−KISO

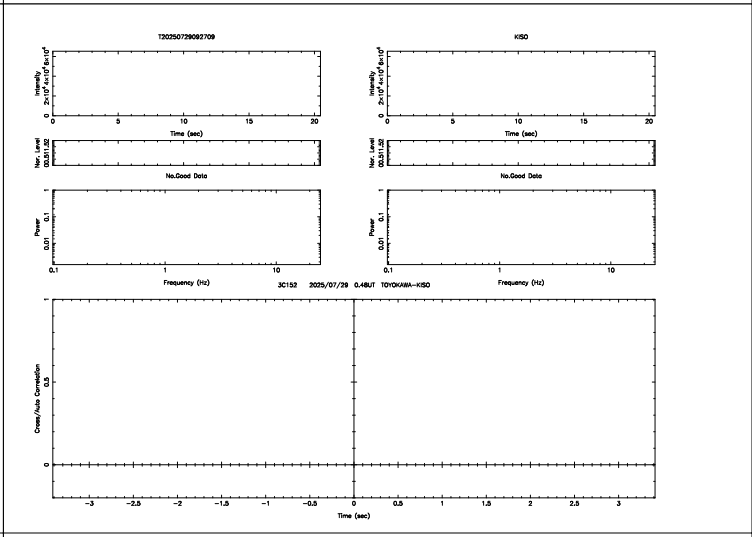
T20250729092709
KISO
No.Good Data
3C152 2025/07/29 0.48UT TOYOKAWA−KISO

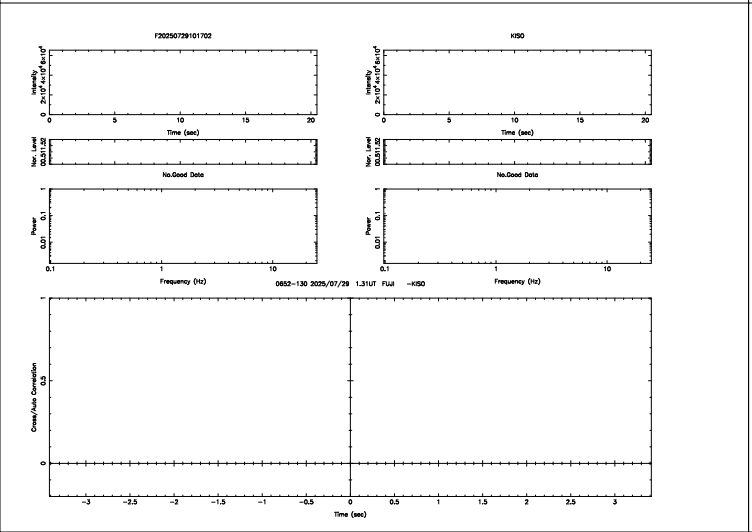
F20250729101702
KISO
No.Good Data
0652−130 2025/07/29 1.31UT FUJI −KISO

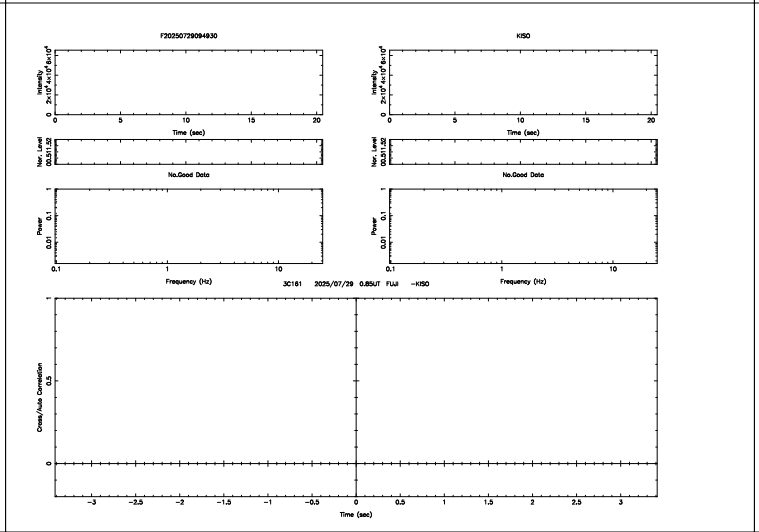
F20250729094930
KISO
No.Good Data
3C161 2025/07/29 0.85UT FUJI −KISO

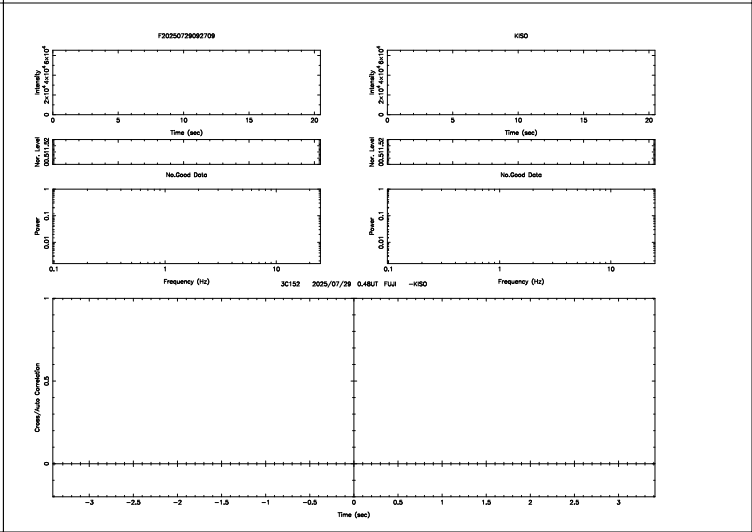
F20250729092709
KISO
No.Good Data
3C152 2025/07/29 0.48UT FUJI −KISO

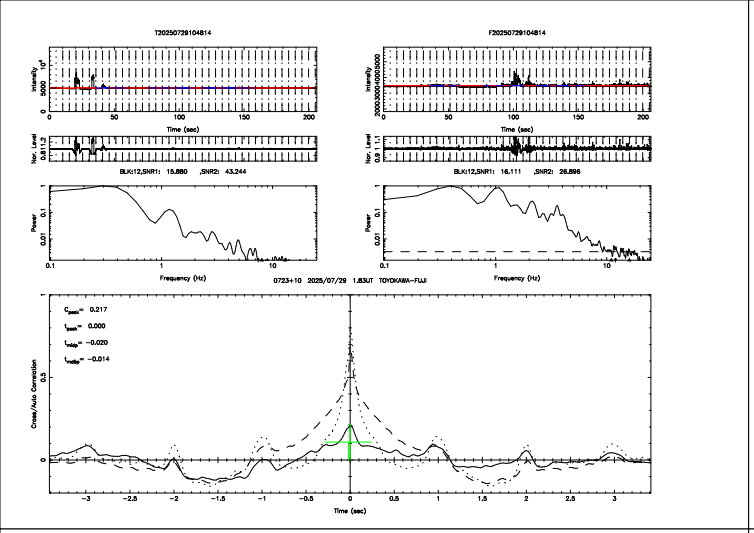
T20250729104814
F20250729104814
BLK12,SNR1: 15.880 ,SNR2: 43.244
BLK12,SNR1: 16.111 ,SNR2: 26.896
0723+10 2025/07/29 1.83UT TOYOKAWA-FUJI
C_peak= 0.217
t_peak= 0.000
t_edge= −0.020
t_delay= −0.014

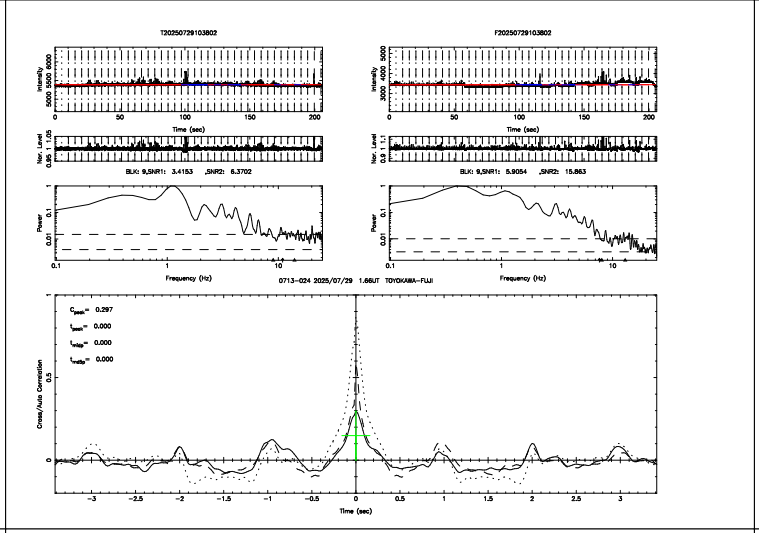
T20250729103802
F20250729103802
BLK: 9,SNR1: 3.4153 ,SNR2: 6.3702
BLK: 9,SNR1: 5.9054 ,SNR2: 15.863
0713−024 2025/07/29 1.66UT TOYOKAWA-FUJI
C_peak= 0.297
t_peak= 0.000
t_edge= 0.000
t_delay= 0.000

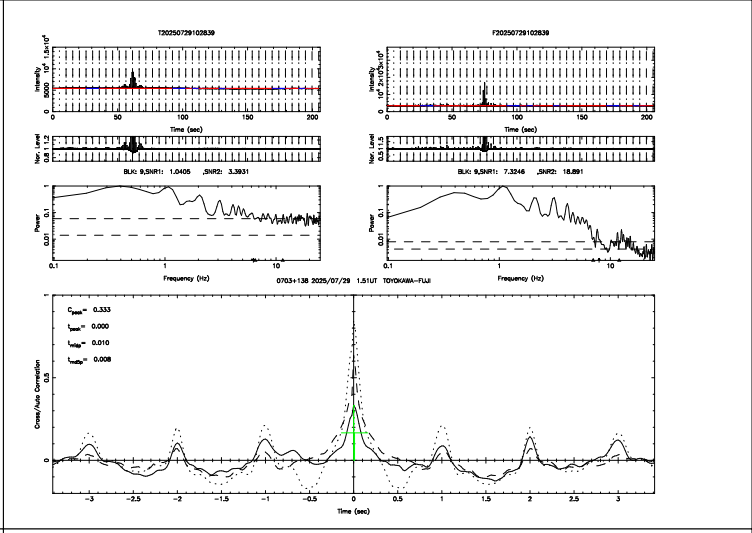
T20250729102839
F20250729102839
BLK: 9,SNR1: 1.0405 ,SNR2: 3.3931
BLK: 9,SNR1: 7.3246 ,SNR2: 18.891
0703+138 2025/07/29 1.51UT TOYOKAWA-FUJI
C_peak= 0.333
t_peak= 0.000
t_edge= 0.010
t_delay= 0.008

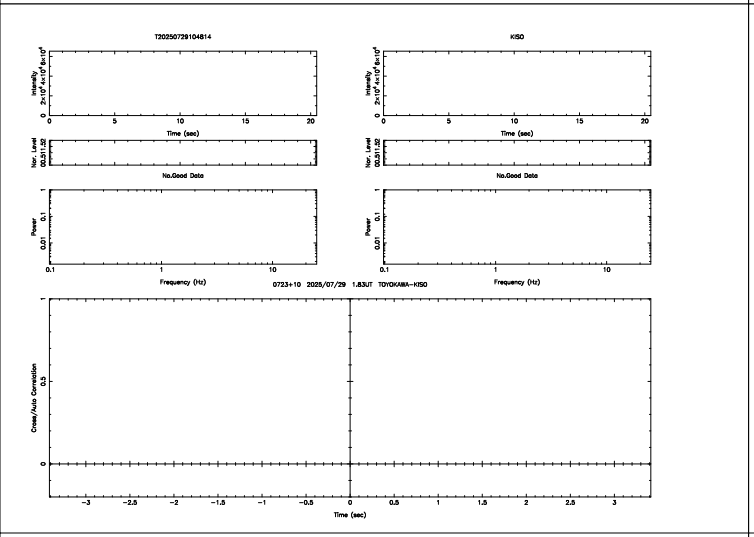
T20250729104814
KISO
No.Good Data
0723+10 2025/07/29 1.83UT TOYOKAWA-KISO

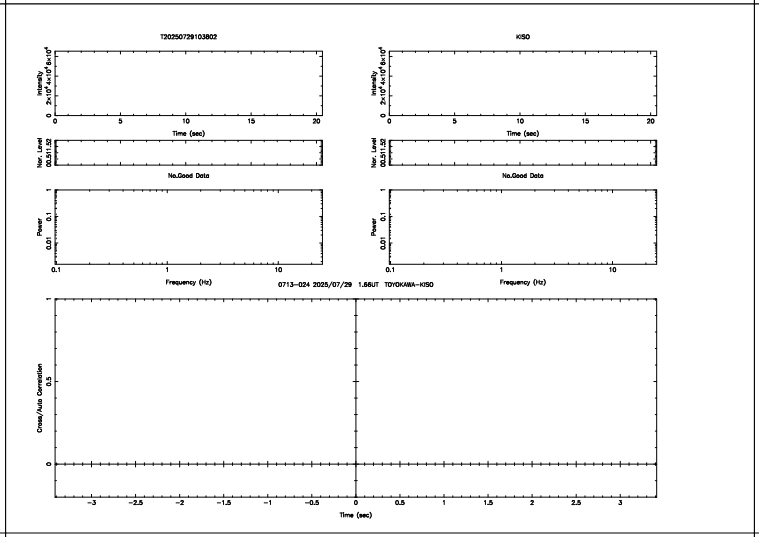
T20250729103802
KISO
No.Good Data
0713−024 2025/07/29 1.66UT TOYOKAWA-KISO

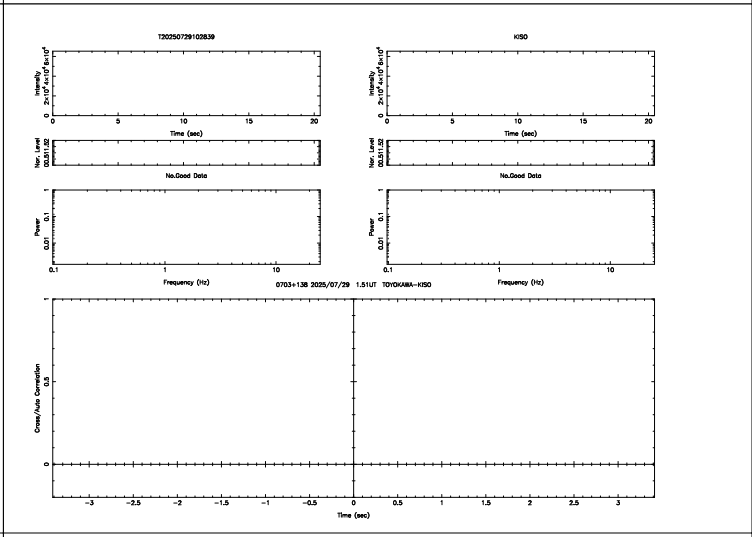
T20250729102839
KISO
No.Good Data
0703+138 2025/07/29 1.51UT TOYOKAWA-KISO

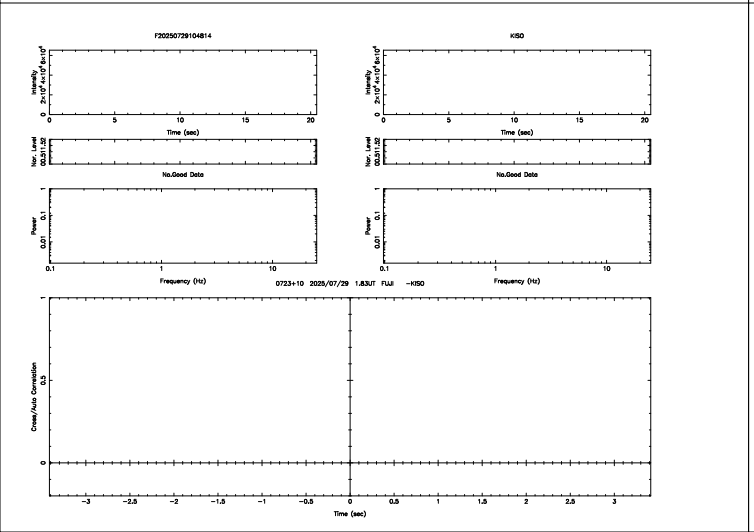
F20250729104814
KISO
No.Good Data
0723+10 2025/07/29 1.83UT FUJI -KISO

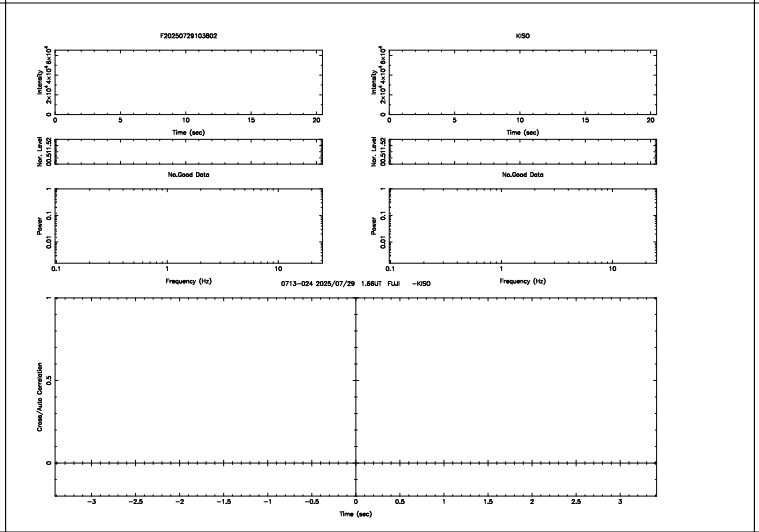
F20250729103802
KISO
No.Good Data
0713−024 2025/07/29 1.66UT FUJI -KISO

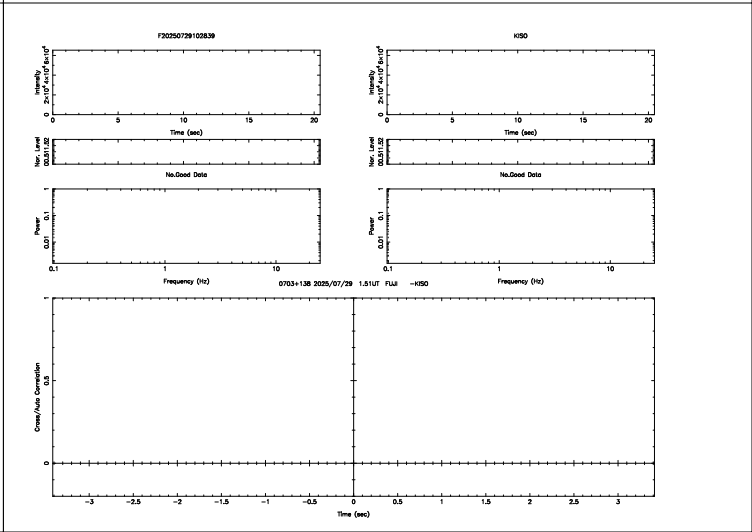
F20250729102839
KISO
No.Good Data
0703+138 2025/07/29 1.51UT FUJI -KISO

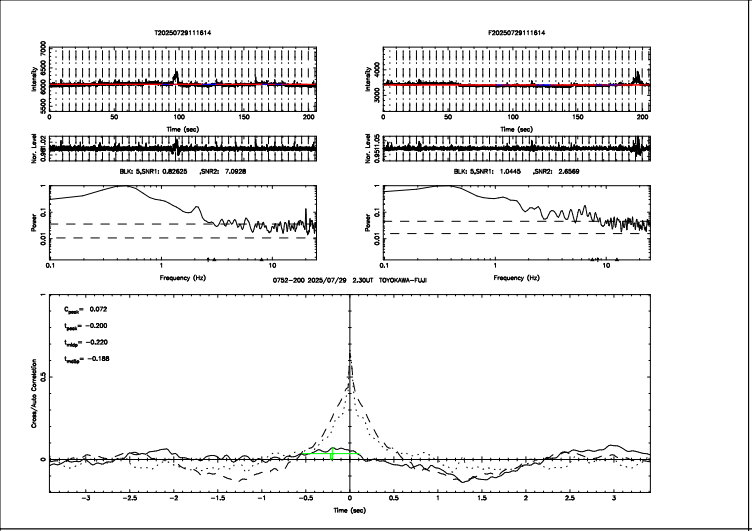
T20250729111614
F20250729111614
BLK: 5,SNR1: 0.82625 ,SNR2: 7.0928
BLK: 5,SNR1: 1.0445 ,SNR2: 2.6569
0752-200 2025/07/29 2.30UT TOYOKAWA-FUJI
C_{peak}= 0.072
t_{peak}= -0.200
t_{mid0}= -0.220
t_{mid0}= -0.188

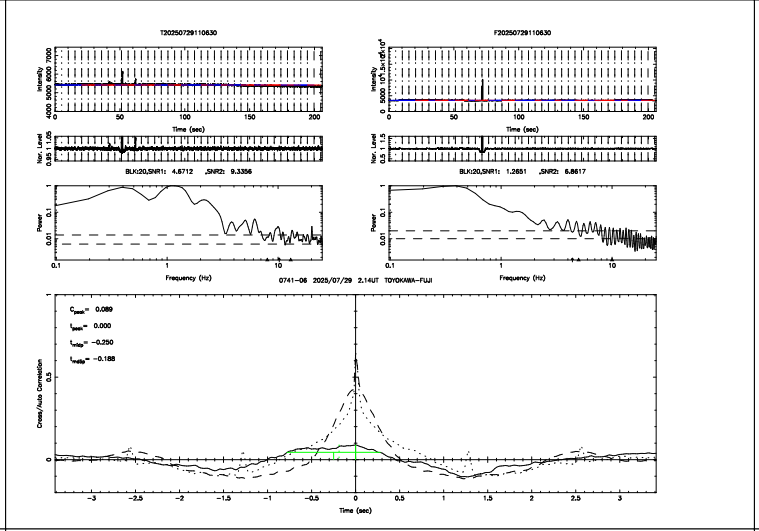
T20250729110630
F20250729110630
BLK:20,SNR1: 4.6712 ,SNR2: 9.3356
BLK:20,SNR1: 1.2651 ,SNR2: 6.8617
0741-06 2025/07/29 2.14UT TOYOKAWA-FUJI
C_{peak}= 0.089
t_{peak}= 0.000
t_{mid0}= -0.250
t_{mid0}= -0.188

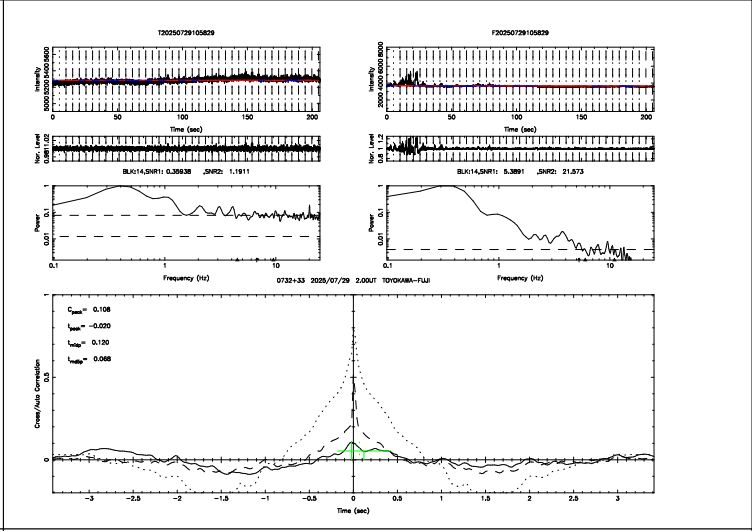
T20250729105829
F20250729105829
BLK:14,SNR1: 0.35938 ,SNR2: 1.1911
BLK:14,SNR1: 5.3891 ,SNR2: 21.573
0732+33 2025/07/29 2.00UT TOYOKAWA-FUJI
C_{peak}= 0.108
t_{peak}= -0.020
t_{mid0}= 0.120
t_{mid0}= 0.068

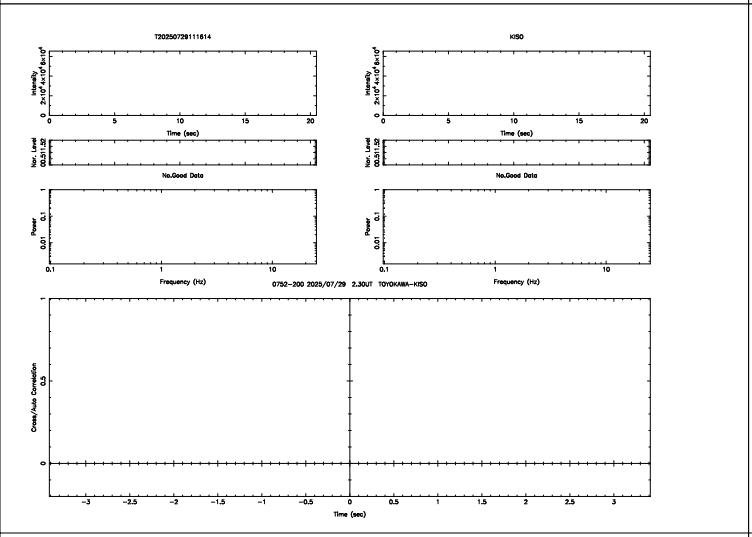
T20250729111614
KISO
No.Good Data
0752-200 2025/07/29 2.30UT TOYOKAWA-KISO

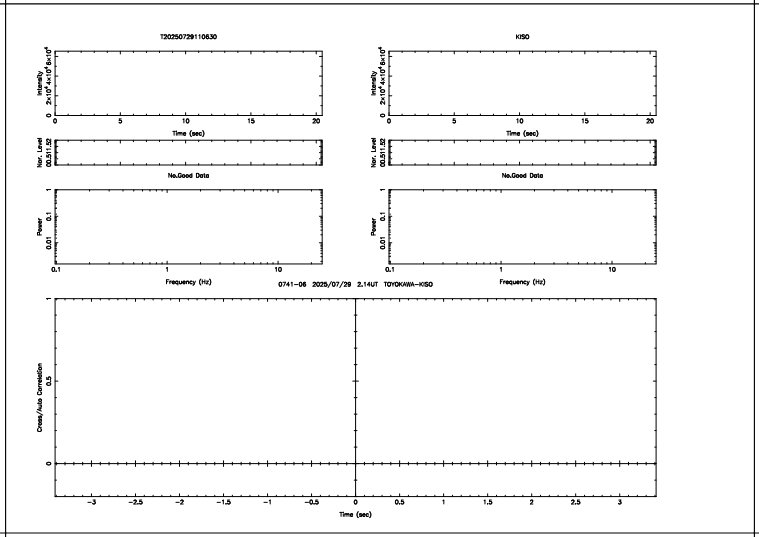
T20250729110630
KISO
No.Good Data
0741-06 2025/07/29 2.14UT TOYOKAWA-KISO

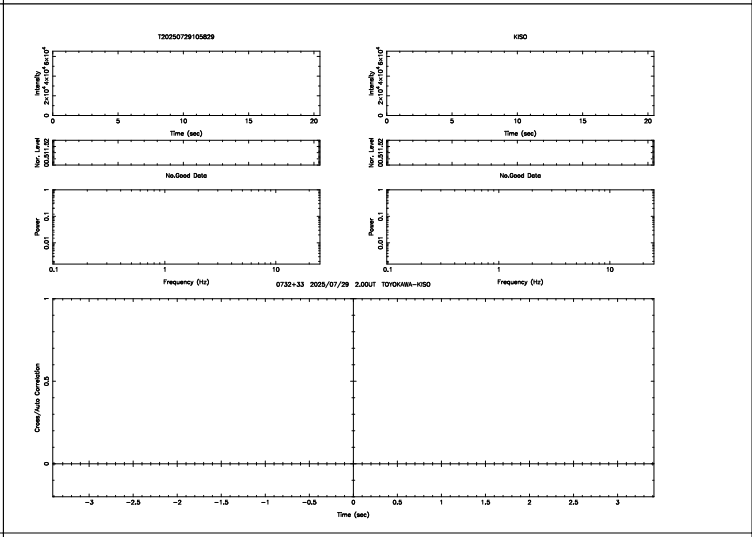
T20250729105829
KISO
No.Good Data
0732+33 2025/07/29 2.00UT TOYOKAWA-KISO

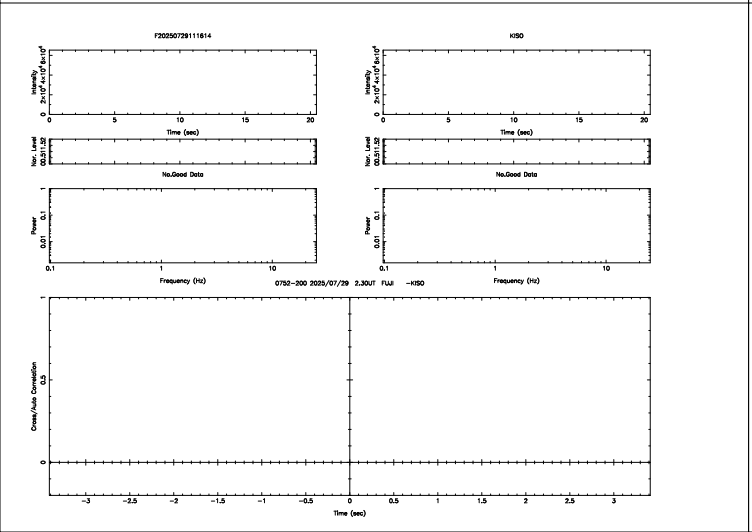
F20250729111614
KISO
No.Good Data
0752-200 2025/07/29 2.30UT FUJI -KISO

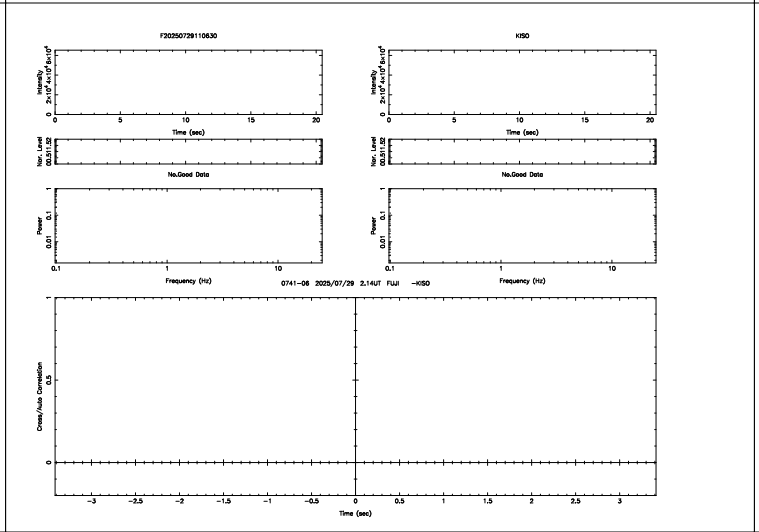
F20250729110630
KISO
No.Good Data
0741-06 2025/07/29 2.14UT FUJI -KISO

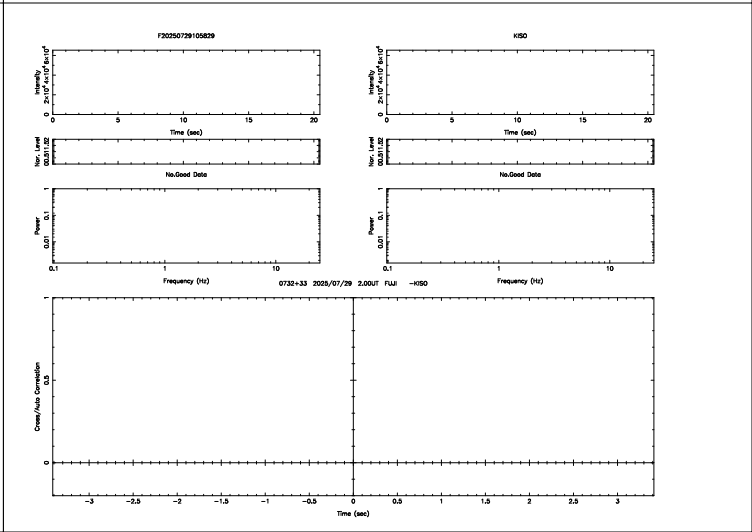
F20250729105829
KISO
No.Good Data
0732+33 2025/07/29 2.00UT FUJI -KISO

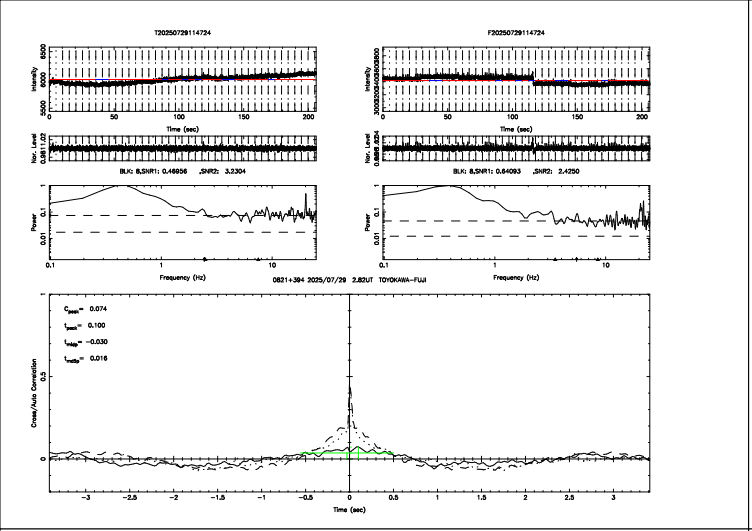
T20250729114724
F20250729114724
Intensity
Time (sec)
Nor. Level
BLK: 8,SNR1: 0.46956 ,SNR2: 3.2304
BLK: 8,SNR1: 0.64093 ,SNR2: 2.4250
Power
Frequency (Hz)
0821+394 2025/07/29 2.82UT TOYOKAWA-FUJI
C_{peak}= 0.074
t_{peak}= 0.100
t_{rise}= −0.030
t_{fall}= 0.016
Cross/Auto Correlation

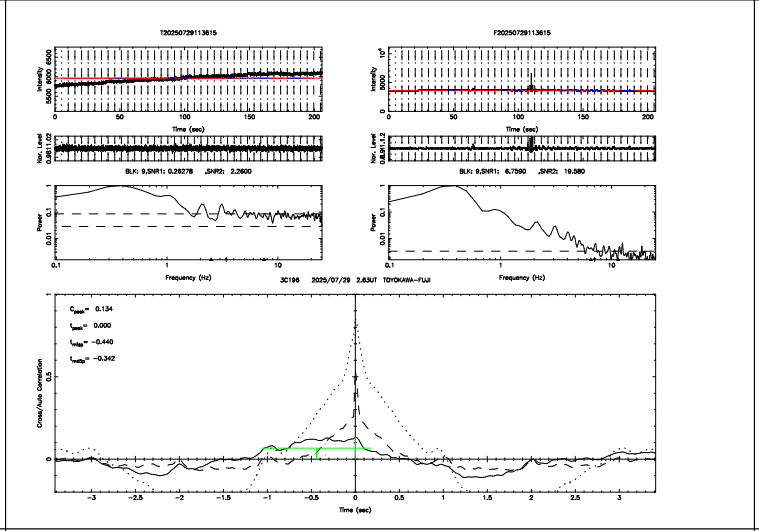
T20250729113615
F20250729113615
Intensity
Time (sec)
Nor. Level
BLK: 9,SNR1: 0.26278 ,SNR2: 2.2600
BLK: 9,SNR1: 6.7590 ,SNR2: 19.580
Power
Frequency (Hz)
3C196 2025/07/29 2.63UT TOYOKAWA-FUJI
C_{peak}= 0.134
t_{peak}= 0.000
t_{rise}= −0.440
t_{fall}= −0.342
Cross/Auto Correlation

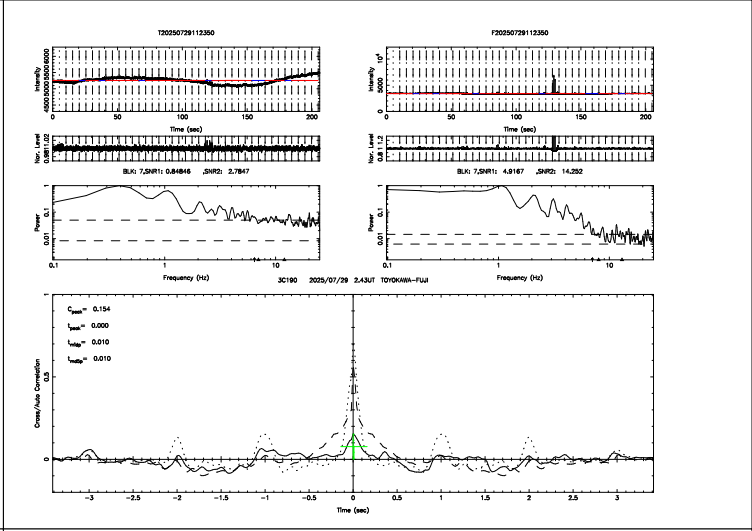
T20250729112350
F20250729112350
Intensity
Time (sec)
Nor. Level
BLK: 7,SNR1: 0.84845 ,SNR2: 2.7847
BLK: 7,SNR1: 4.9167 ,SNR2: 14.252
Power
Frequency (Hz)
3C190 2025/07/29 2.43UT TOYOKAWA-FUJI
C_{peak}= 0.154
t_{peak}= 0.000
t_{rise}= 0.010
t_{fall}= 0.010
Cross/Auto Correlation

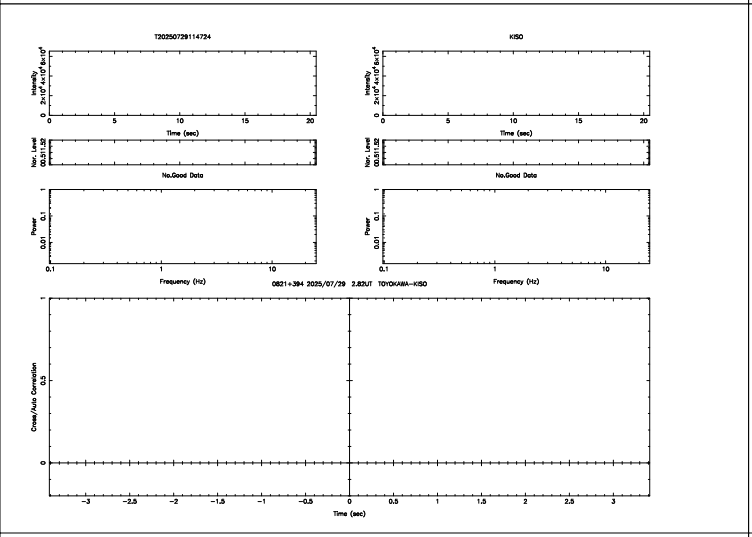
T20250729114724
KISO
Intensity
Time (sec)
Nor. Level
No.Good Data
Power
Frequency (Hz)
0821+394 2025/07/29 2.82UT TOYOKAWA-KISO
Cross/Auto Correlation

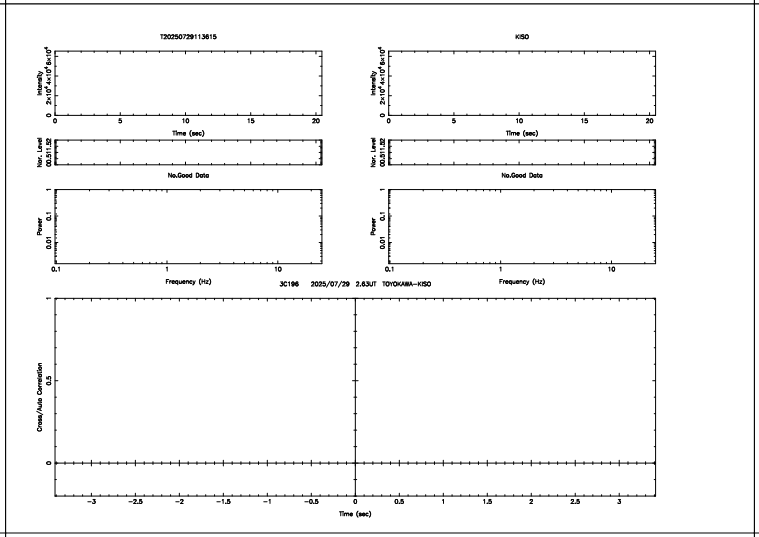
T20250729113615
KISO
Intensity
Time (sec)
Nor. Level
No.Good Data
Power
Frequency (Hz)
3C196 2025/07/29 2.63UT TOYOKAWA-KISO
Cross/Auto Correlation

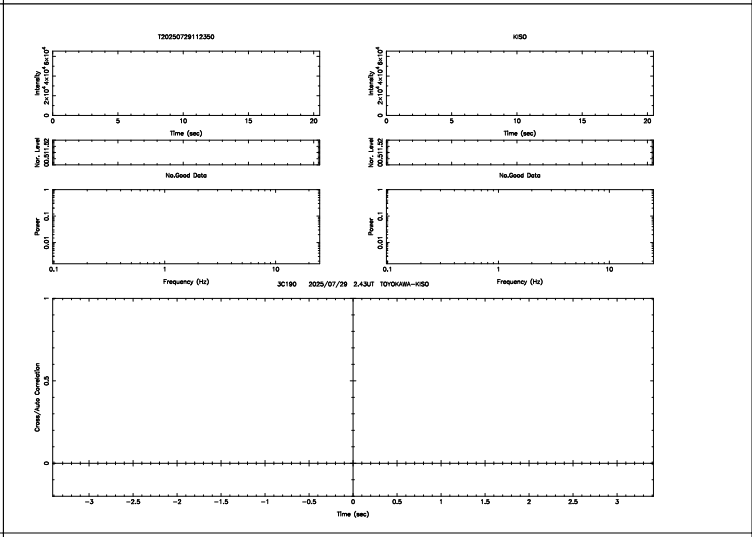
T20250729112350
KISO
Intensity
Time (sec)
Nor. Level
No.Good Data
Power
Frequency (Hz)
3C190 2025/07/29 2.43UT TOYOKAWA-KISO
Cross/Auto Correlation

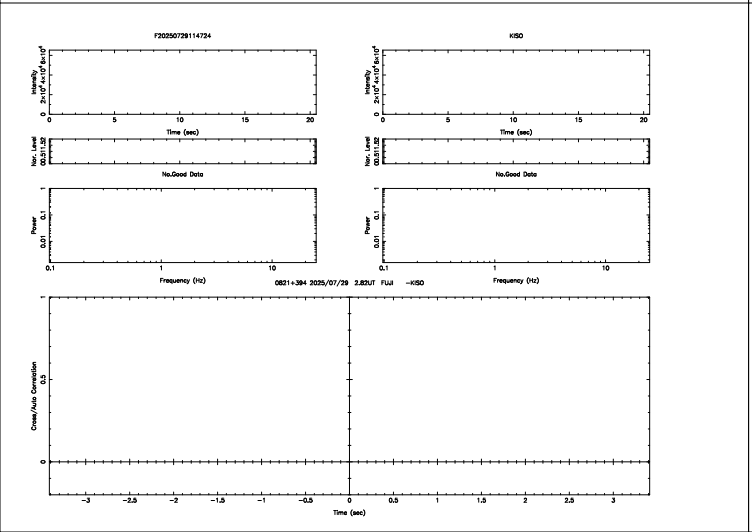
F20250729114724
KISO
Intensity
Time (sec)
Nor. Level
No.Good Data
Power
Frequency (Hz)
0821+394 2025/07/29 2.82UT FUJI -KISO
Cross/Auto Correlation

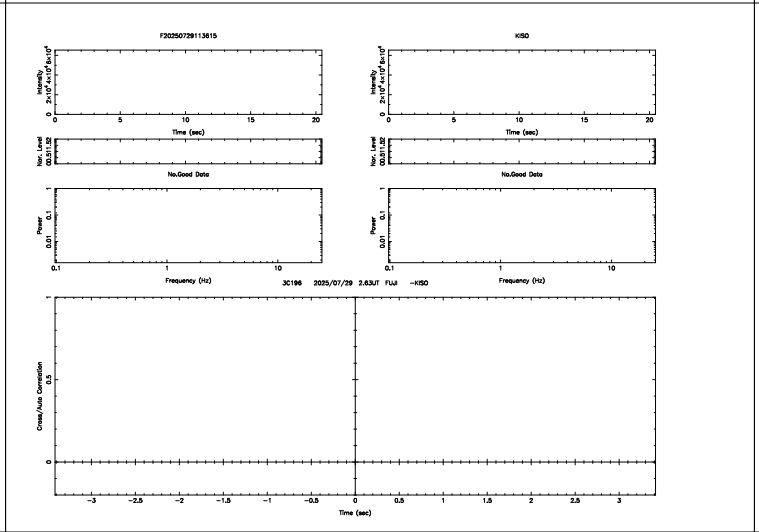
F20250729113615
KISO
Intensity
Time (sec)
Nor. Level
No.Good Data
Power
Frequency (Hz)
3C196 2025/07/29 2.63UT FUJI -KISO
Cross/Auto Correlation

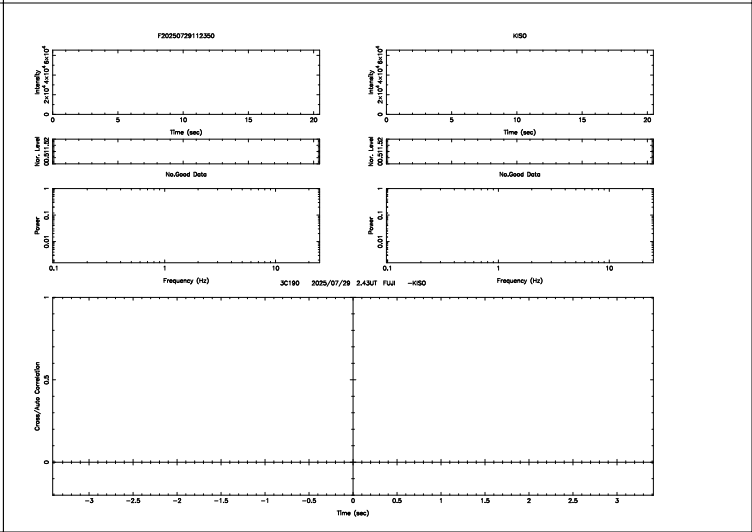
F20250729112350
KISO
Intensity
Time (sec)
Nor. Level
No.Good Data
Power
Frequency (Hz)
3C190 2025/07/29 2.43UT FUJI -KISO
Cross/Auto Correlation

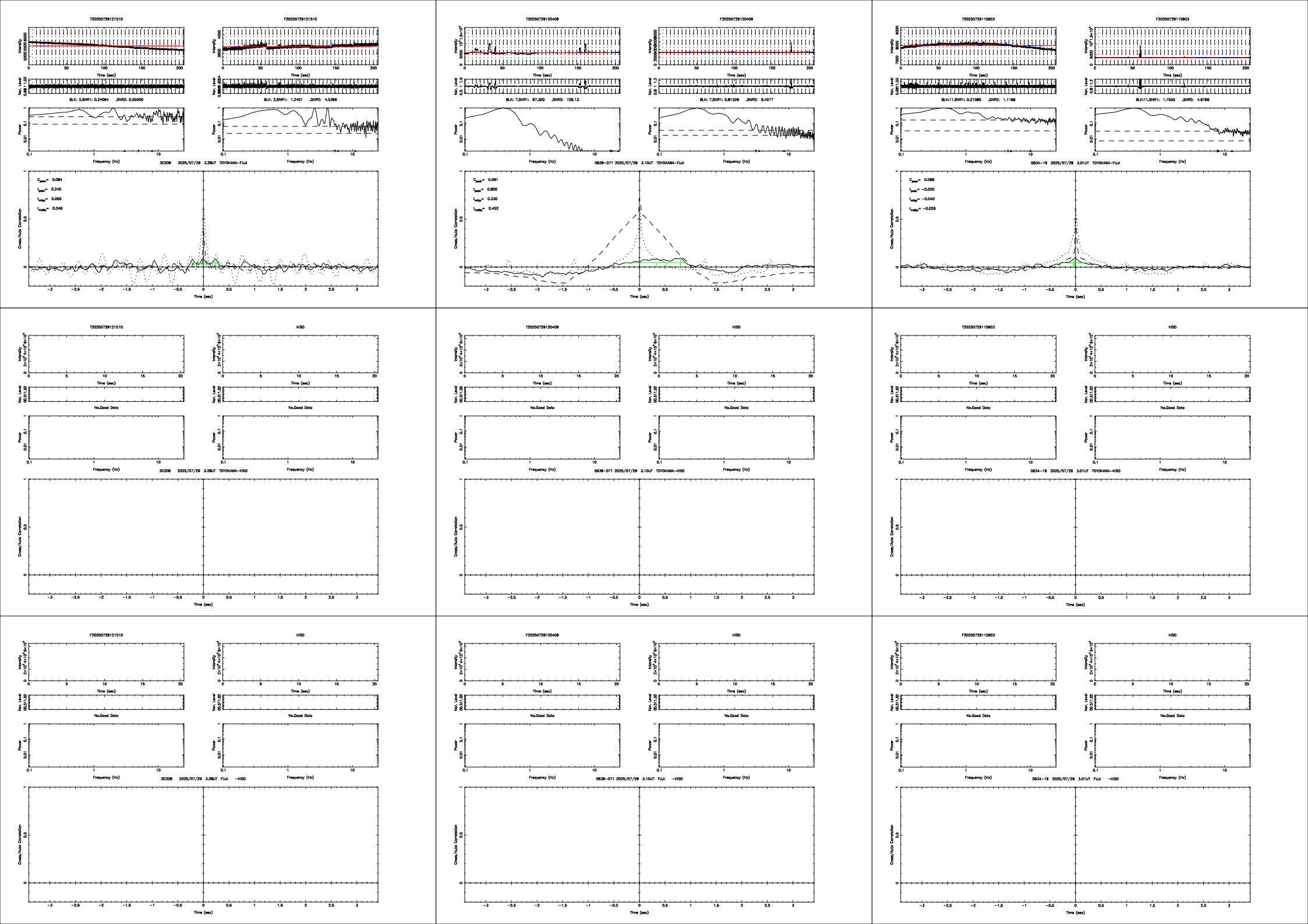
T20250729121510
F20250729121510
BLK: 2,SNR1: 0.24064 ,SNR2: 0.55000
BLK: 2,SNR1: 1.2401 ,SNR2: 4.5396
3C208 2025/07/29 3.28UT TOYOKAWA-FUJI
T20250729120409
F20250729120409
BLK: 7,SNR1: 97.300 ,SNR2: 109.13
BLK: 7,SNR1: 0.81526 ,SNR2: 6.4577
0839-071 2025/07/29 3.10UT TOYOKAWA-FUJI
T20250729115903
F20250729115903
BLK:11,SNR1: 0.21085 ,SNR2: 1.1188
BLK:11,SNR1: 1.7555 ,SNR2: 4.6766
0834-19 2025/07/29 3.01UT TOYOKAWA-FUJI
T20250729121510
KISO
3C208 2025/07/29 3.28UT TOYOKAWA-KISO
T20250729120409
KISO
0839-071 2025/07/29 3.10UT TOYOKAWA-KISO
T20250729115903
KISO
0834-19 2025/07/29 3.01UT TOYOKAWA-KISO
F20250729121510
KISO
3C208 2025/07/29 3.28UT FUJI -KISO
F20250729120409
KISO
0839-071 2025/07/29 3.10UT FUJI -KISO
F20250729115903
KISO
0834-19 2025/07/29 3.01UT FUJI -KISO
Intensity
Time (sec)
Nor. Level
Power
Frequency (Hz)
Cross/Auto Correlation
No.Good Data

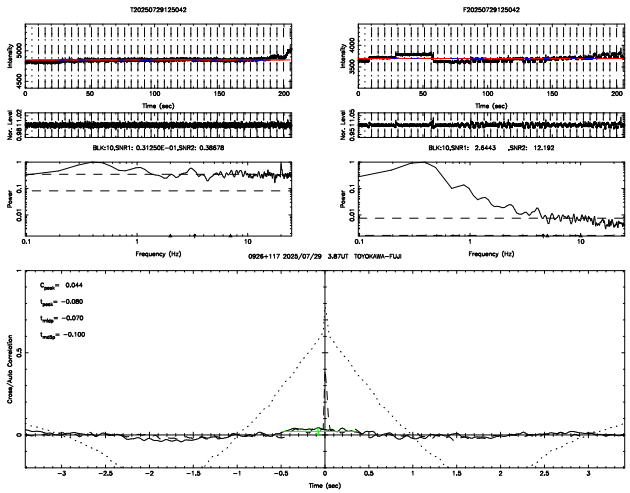
T20250729125042
F20250729125042
BLK:10,SNR1: 0.31250E-01,SNR2: 0.38678
BLK:10,SNR1: 2.6443 ,SNR2: 12.192
0926+117 2025/07/29 3.87UT TOYOKAWA-FUJI
C_{peak}= 0.044
t_{peak}= −0.080
t_{midp}= −0.070
t_{midp}= −0.100
Time (sec)
Frequency (Hz)
Cross/Auto Correlation

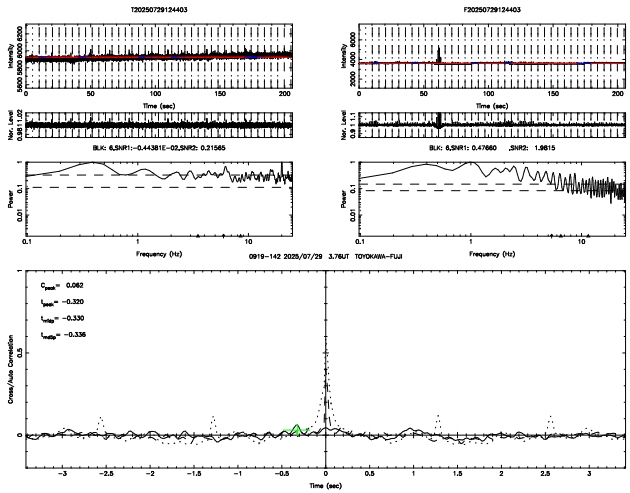
T20250729124403
F20250729124403
BLK: 6,SNR1:−0.44381E−02,SNR2: 0.21565
BLK: 6,SNR1: 0.47660 ,SNR2: 1.9815
0919−142 2025/07/29 3.76UT TOYOKAWA-FUJI
C_{peak}= 0.062
t_{peak}= −0.320
t_{midp}= −0.330
t_{midp}= −0.336
Time (sec)
Frequency (Hz)
Cross/Auto Correlation

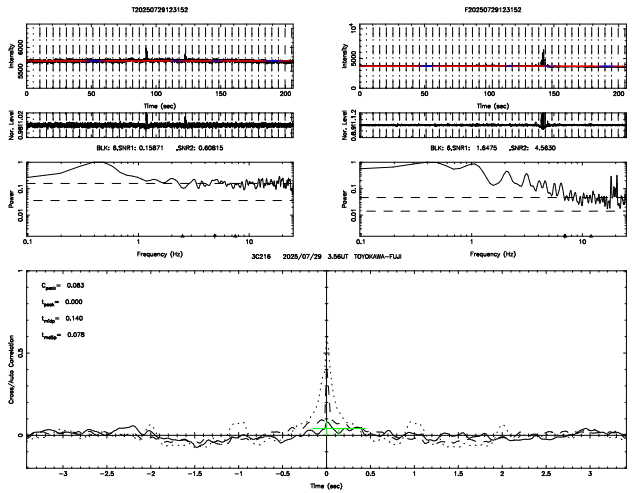
T20250729123152
F20250729123152
BLK: 6,SNR1: 0.15871 ,SNR2: 0.60815
BLK: 6,SNR1: 1.6475 ,SNR2: 4.5630
3C216 2025/07/29 3.56UT TOYOKAWA-FUJI
C_{peak}= 0.083
t_{peak}= 0.000
t_{midp}= 0.140
t_{midp}= 0.078
Time (sec)
Frequency (Hz)
Cross/Auto Correlation

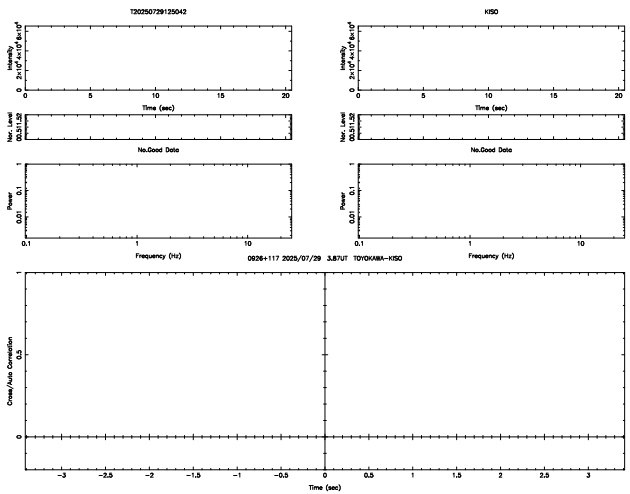
T20250729125042
KISO
No.Good Data
0926+117 2025/07/29 3.87UT TOYOKAWA-KISO
Time (sec)
Frequency (Hz)
Cross/Auto Correlation

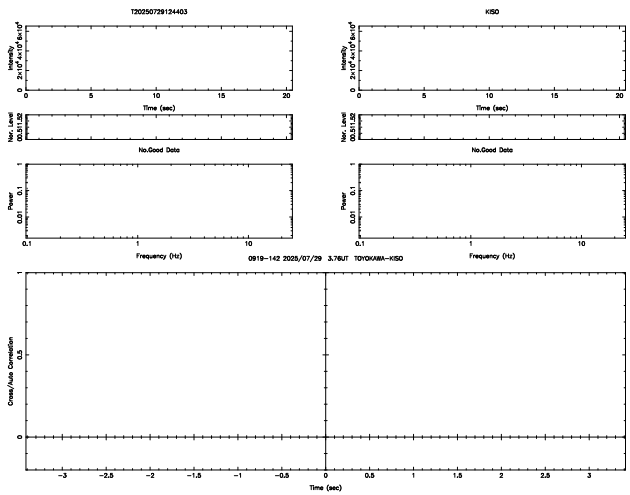
T20250729124403
KISO
No.Good Data
0919−142 2025/07/29 3.76UT TOYOKAWA-KISO
Time (sec)
Frequency (Hz)
Cross/Auto Correlation

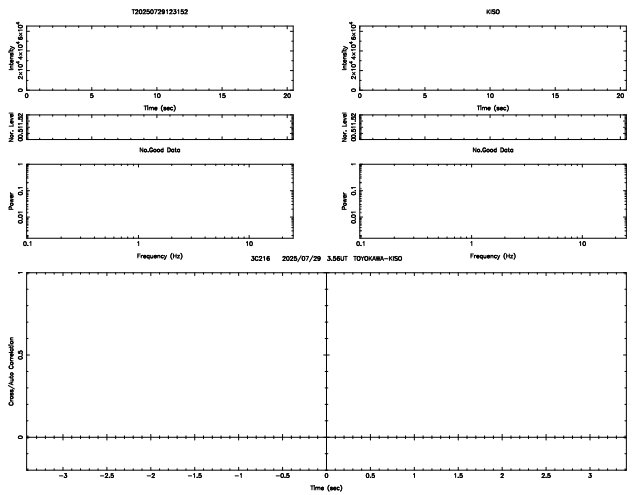
T20250729123152
KISO
No.Good Data
3C216 2025/07/29 3.56UT TOYOKAWA-KISO
Time (sec)
Frequency (Hz)
Cross/Auto Correlation

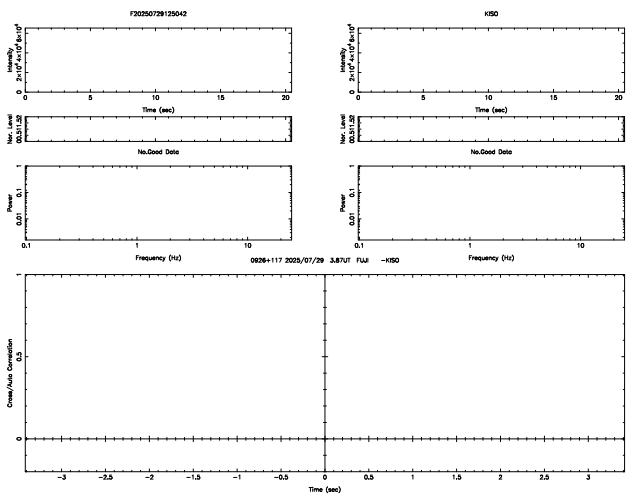
F20250729125042
KISO
No.Good Data
0926+117 2025/07/29 3.87UT FUJI -KISO
Time (sec)
Frequency (Hz)
Cross/Auto Correlation

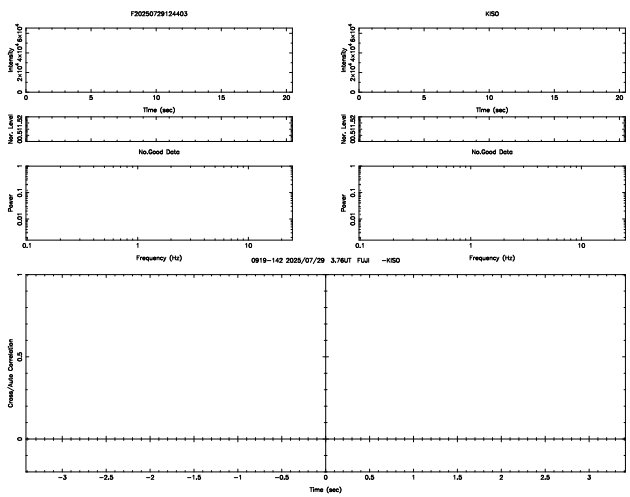
F20250729124403
KISO
No.Good Data
0919−142 2025/07/29 3.76UT FUJI -KISO
Time (sec)
Frequency (Hz)
Cross/Auto Correlation

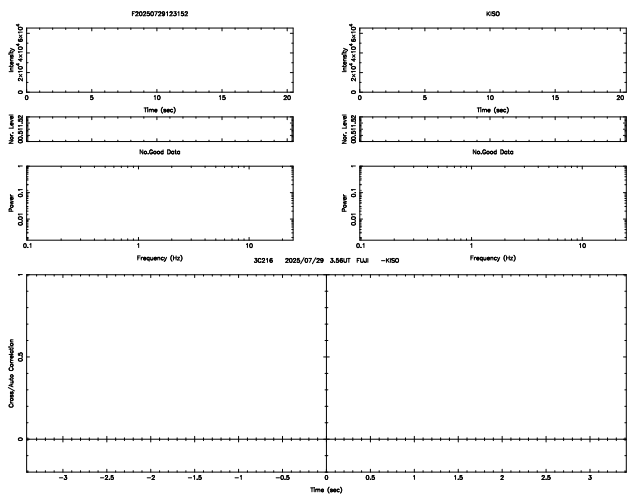
F20250729123152
KISO
No.Good Data
3C216 2025/07/29 3.56UT FUJI -KISO
Time (sec)
Frequency (Hz)
Cross/Auto Correlation

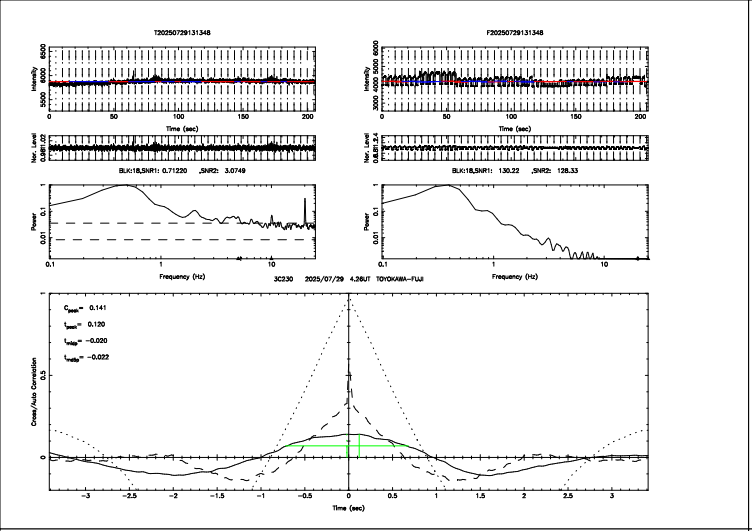
T20250729131348
F20250729131348
BLK18,SNR1: 0.71220 ,SNR2: 3.0749
BLK18,SNR1: 130.22 ,SNR2: 128.33
3C230 2025/07/29 4.26UT TOYOKAMA-FUJI
C_{peak}= 0.141
t_{peak}= 0.120
t_{edge}= −0.020
t_{width}= −0.022
Time (sec)
Frequency (Hz)
Cross/Auto Correlation

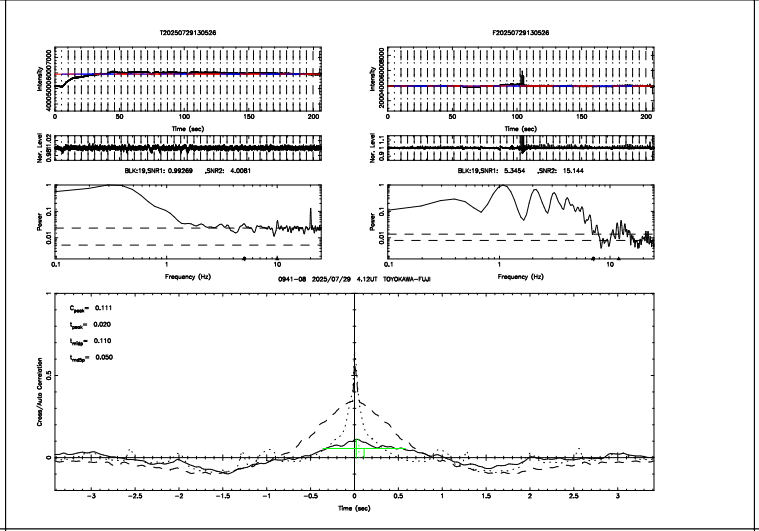
T20250729130526
F20250729130526
BLK19,SNR1: 0.99269 ,SNR2: 4.0081
BLK19,SNR1: 5.3454 ,SNR2: 15.144
0941-08 2025/07/29 4.12UT TOYOKAMA-FUJI
C_{peak}= 0.111
t_{peak}= 0.020
t_{edge}= 0.110
t_{width}= 0.050
Time (sec)
Frequency (Hz)
Cross/Auto Correlation

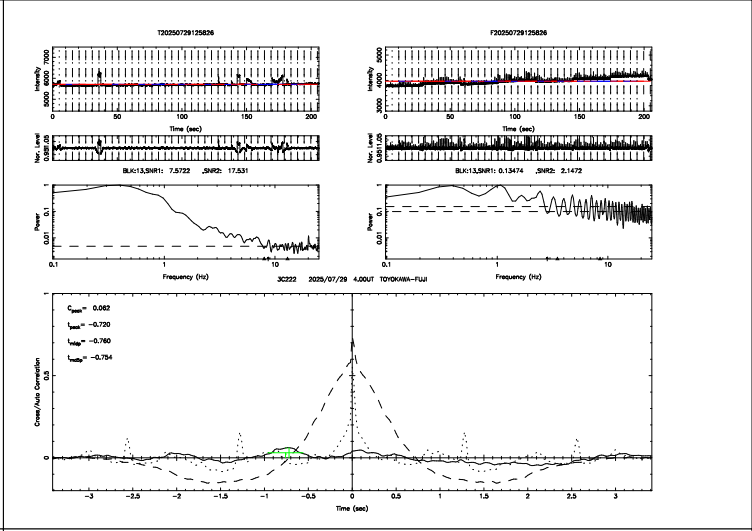
T20250729125826
F20250729125826
BLK13,SNR1: 7.5722 ,SNR2: 17.531
BLK13,SNR1: 0.13474 ,SNR2: 2.1472
3C222 2025/07/29 4.00UT TOYOKAMA-FUJI
C_{peak}= 0.062
t_{peak}= −0.720
t_{edge}= −0.760
t_{width}= −0.754
Time (sec)
Frequency (Hz)
Cross/Auto Correlation


T20250729131348
KISO
No.Good Data
3C230 2025/07/29 4.26UT TOYOKAMA-KISO
Time (sec)
Frequency (Hz)
Cross/Auto Correlation

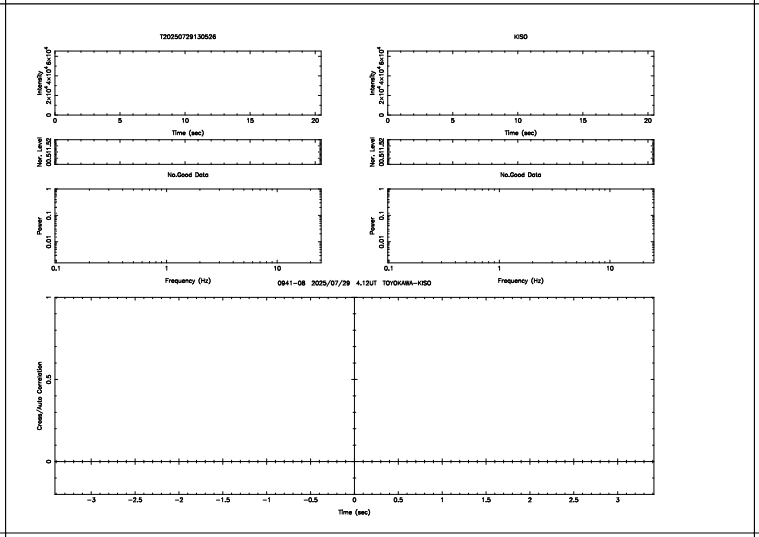
T20250729130526
KISO
No.Good Data
0941-08 2025/07/29 4.12UT TOYOKAMA-KISO
Time (sec)
Frequency (Hz)
Cross/Auto Correlation

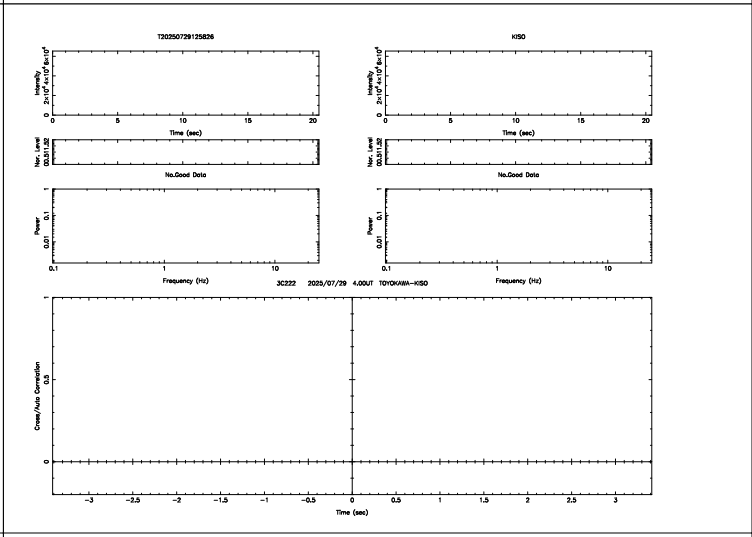
T20250729125826
KISO
No.Good Data
3C222 2025/07/29 4.00UT TOYOKAMA-KISO
Time (sec)
Frequency (Hz)
Cross/Auto Correlation

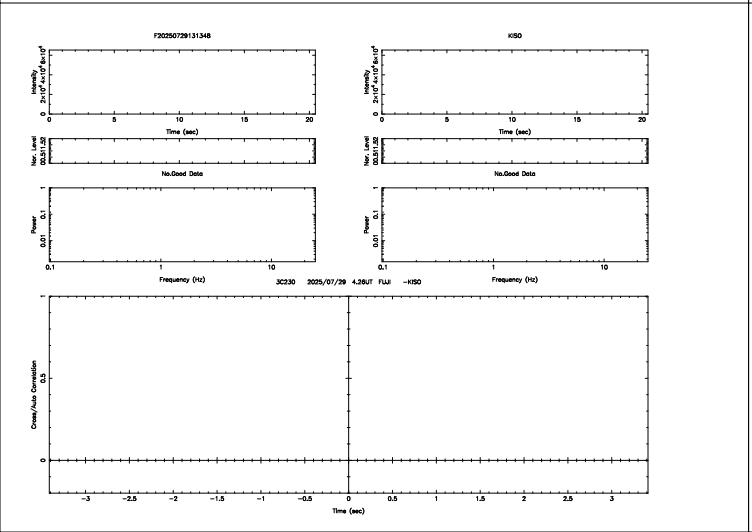
F20250729131348
KISO
No.Good Data
3C230 2025/07/29 4.26UT FUJI -KISO
Time (sec)
Frequency (Hz)
Cross/Auto Correlation

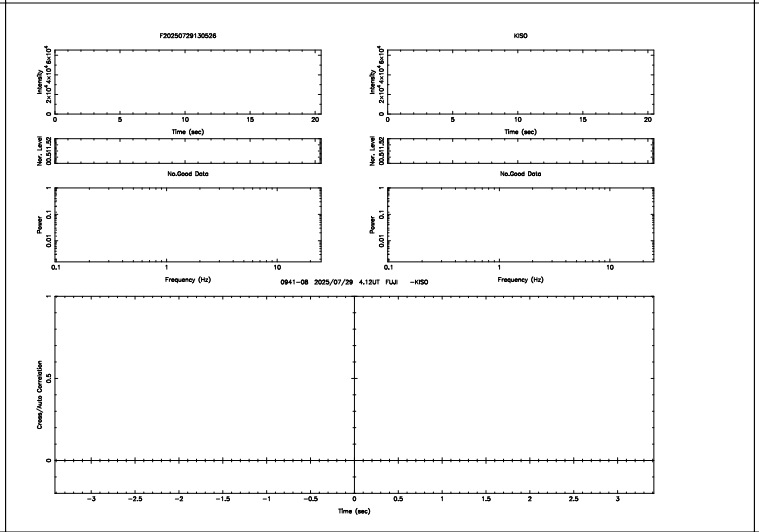
F20250729130526
KISO
No.Good Data
0941-08 2025/07/29 4.12UT FUJI -KISO
Time (sec)
Frequency (Hz)
Cross/Auto Correlation

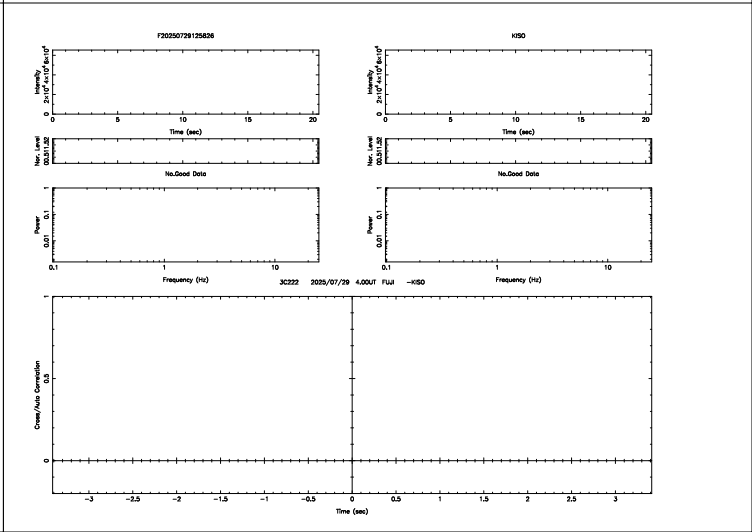
F20250729125826
KISO
No.Good Data
3C222 2025/07/29 4.00UT FUJI -KISO
Time (sec)
Frequency (Hz)
Cross/Auto Correlation

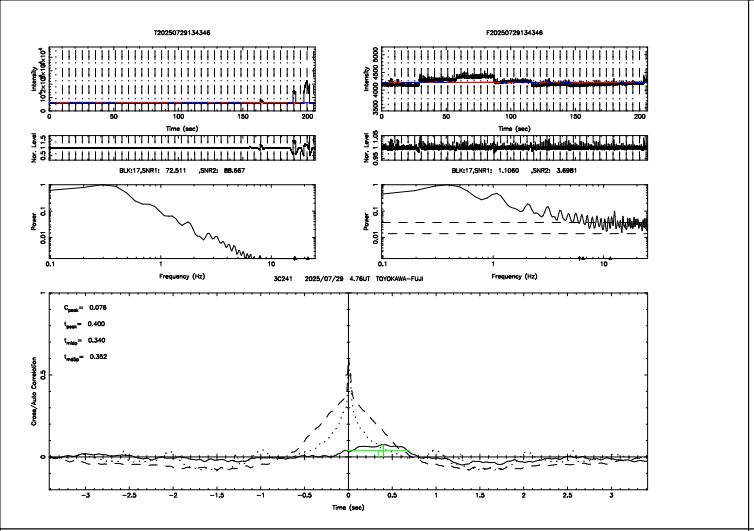
T20250729134346
F20250729134346
Intensity
Time (sec)
Nor. Level
BLK:17,SNR1: 72.511 ,SNR2: 88.567
BLK:17,SNR1: 1.1060 ,SNR2: 3.6951
Power
Frequency (Hz)
3C241 2025/07/29 4.76UT TOYOKAWA-FUJI
C_peak= 0.076
t_peak= 0.400
t_rise= 0.340
t_fall= 0.352
Cross/Auto Correlation

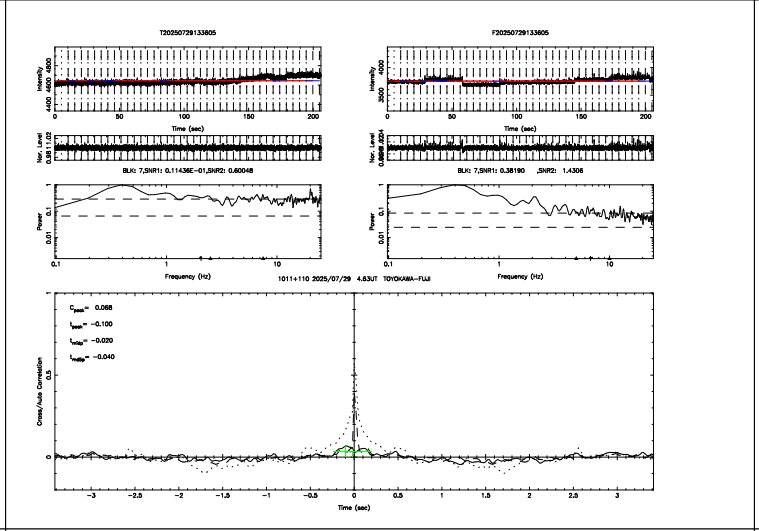
T20250729133605
F20250729133605
Intensity
Time (sec)
Nor. Level
BLK: 7,SNR1: 0.11436E-01,SNR2: 0.60048
BLK: 7,SNR1: 0.38190 ,SNR2: 1.4306
Power
Frequency (Hz)
1011+110 2025/07/29 4.63UT TOYOKAWA-FUJI
C_peak= 0.068
t_peak= -0.100
t_rise= -0.020
t_fall= -0.040
Cross/Auto Correlation

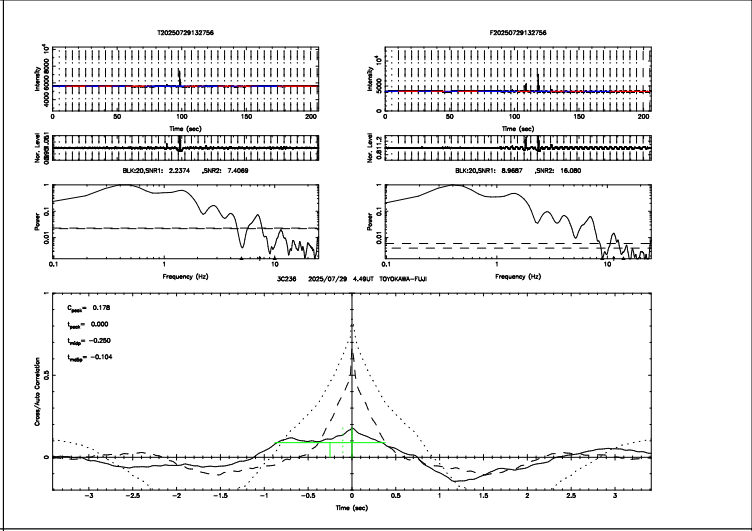
T20250729132756
F20250729132756
Intensity
Time (sec)
Nor. Level
BLK:20,SNR1: 2.2374 ,SNR2: 7.4069
BLK:20,SNR1: 8.9687 ,SNR2: 16.080
Power
Frequency (Hz)
3C236 2025/07/29 4.49UT TOYOKAWA-FUJI
C_peak= 0.178
t_peak= 0.000
t_rise= -0.250
t_fall= -0.104
Cross/Auto Correlation

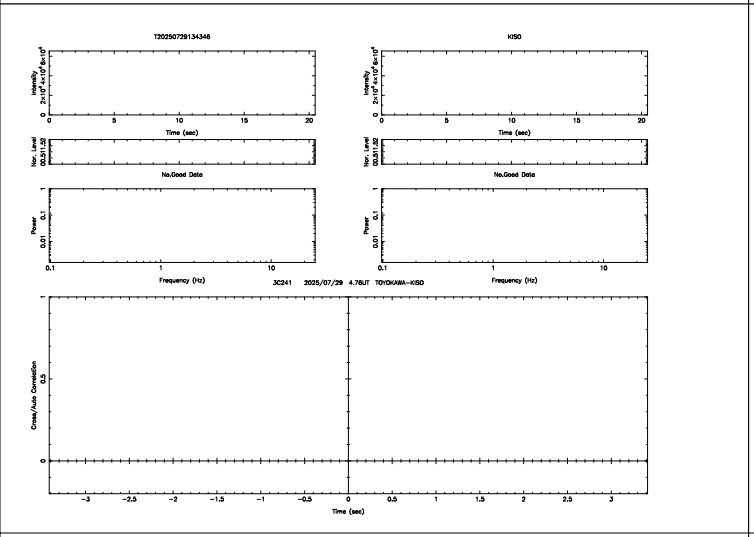
T20250729134346
KISO
Intensity
Nor. Level
No.Good Data
Power
Frequency (Hz)
3C241 2025/07/29 4.76UT TOYOKAWA-KISO
Cross/Auto Correlation
Time (sec)

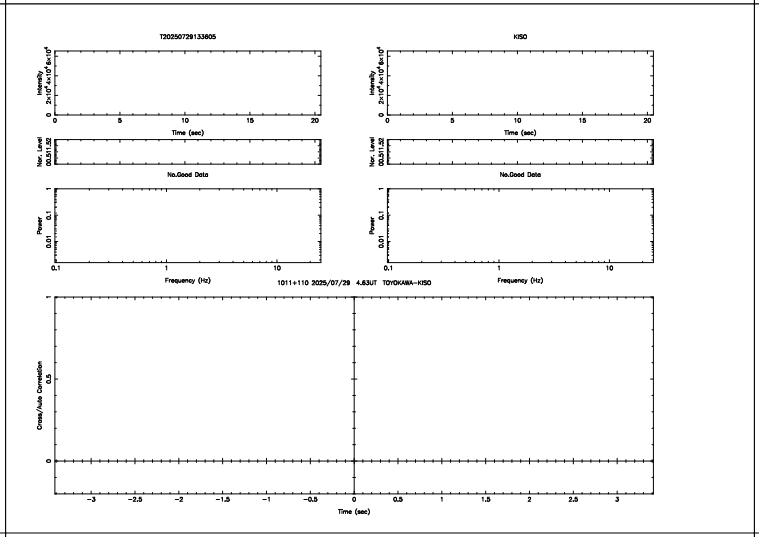
T20250729133605
KISO
Intensity
Nor. Level
No.Good Data
Power
Frequency (Hz)
1011+110 2025/07/29 4.63UT TOYOKAWA-KISO
Cross/Auto Correlation
Time (sec)

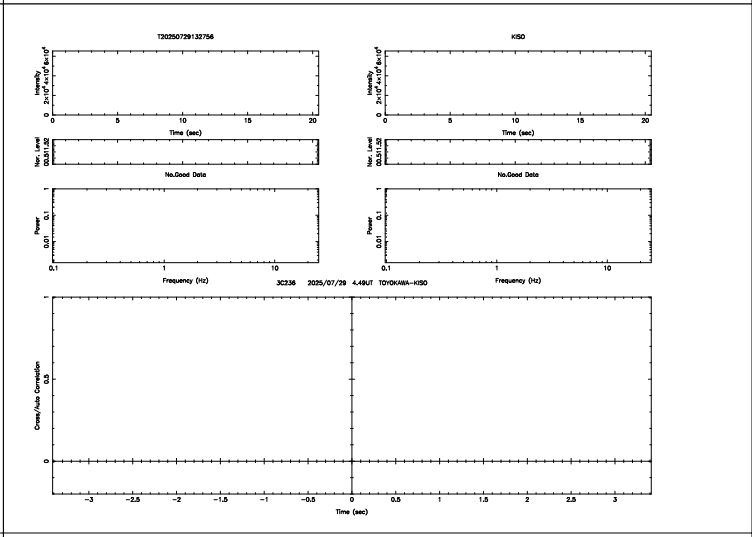
T20250729132756
KISO
Intensity
Nor. Level
No.Good Data
Power
Frequency (Hz)
3C236 2025/07/29 4.49UT TOYOKAWA-KISO
Cross/Auto Correlation
Time (sec)

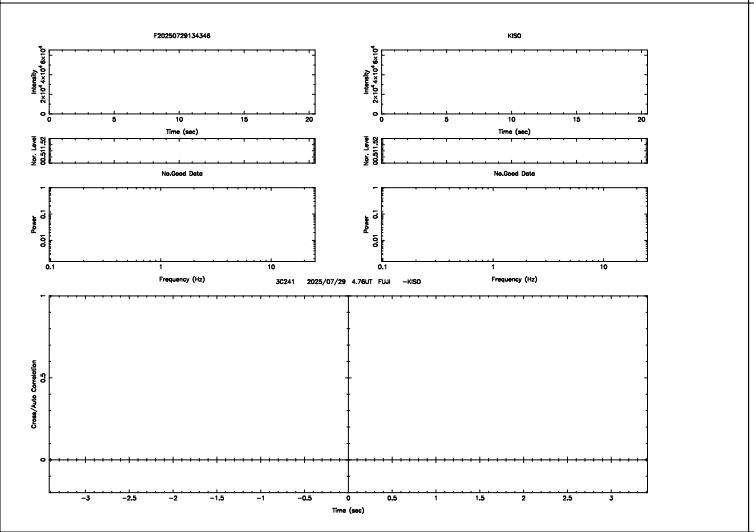
F20250729134346
KISO
Intensity
Nor. Level
No.Good Data
Power
Frequency (Hz)
3C241 2025/07/29 4.76UT FUJI -KISO
Cross/Auto Correlation
Time (sec)

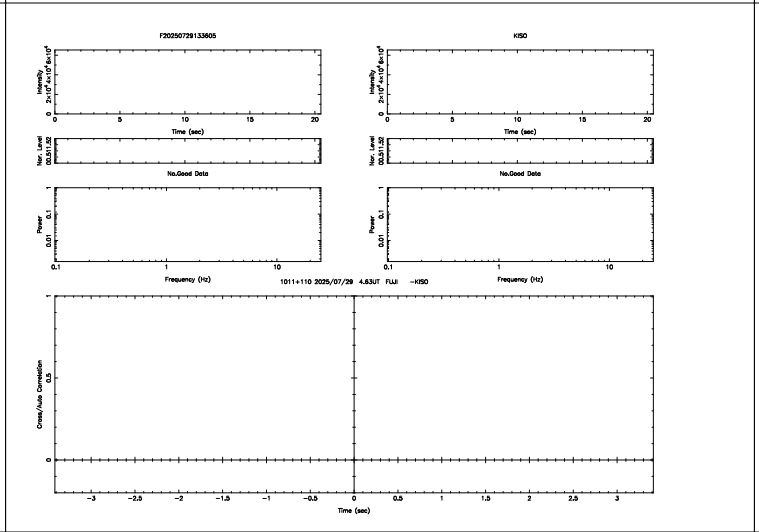
F20250729133605
KISO
Intensity
Nor. Level
No.Good Data
Power
Frequency (Hz)
1011+110 2025/07/29 4.63UT FUJI -KISO
Cross/Auto Correlation
Time (sec)

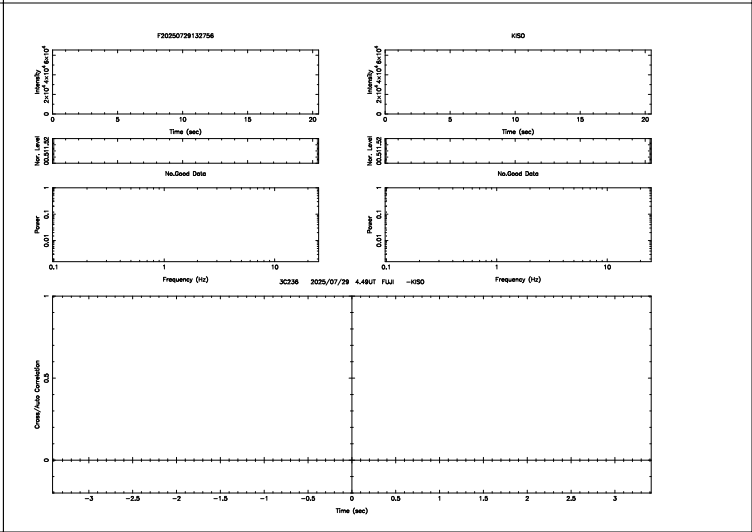
F20250729132756
KISO
Intensity
Nor. Level
No.Good Data
Power
Frequency (Hz)
3C236 2025/07/29 4.49UT FUJI -KISO
Cross/Auto Correlation
Time (sec)

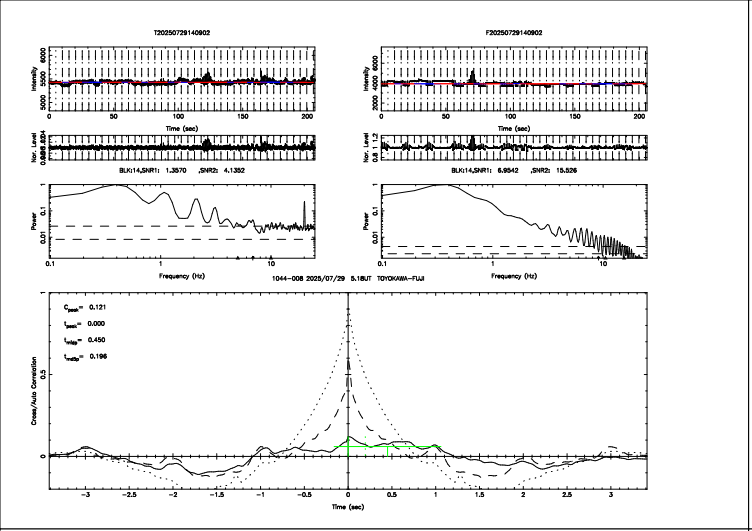
T20250729140902
F20250729140902
BLK:14,SNR1: 1.3570 ,SNR2: 4.1352
BLK:14,SNR1: 6.9542 ,SNR2: 15.526
1044-008 2025/07/29 5.18UT TOYOKAWA-FUJI
C_{peak}= 0.121
t_{peak}= 0.000
t_{ridge}= 0.450
t_{width}= 0.196
Intensity
Nor. Level
Power
Cross/Auto Correlation
Time (sec)
Frequency (Hz)

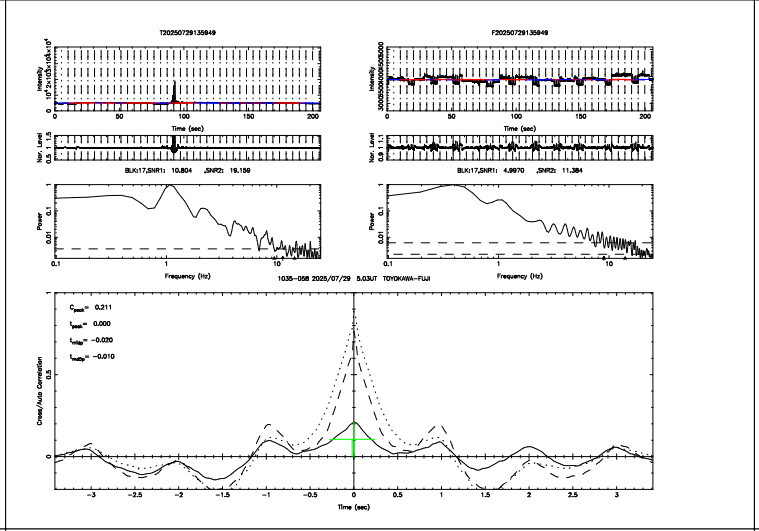
T20250729135949
F20250729135949
BLK:17,SNR1: 10.804 ,SNR2: 19.159
BLK:17,SNR1: 4.9970 ,SNR2: 11.384
1035-058 2025/07/29 5.03UT TOYOKAWA-FUJI
C_{peak}= 0.211
t_{peak}= 0.000
t_{ridge}= −0.020
t_{width}= −0.010
Intensity
Nor. Level
Power
Cross/Auto Correlation
Time (sec)
Frequency (Hz)

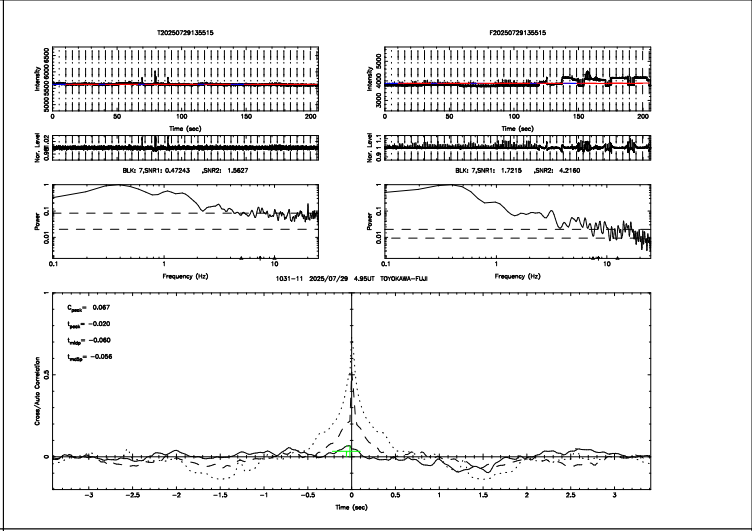
T20250729135515
F20250729135515
BLK: 7,SNR1: 0.47243 ,SNR2: 1.5627
BLK: 7,SNR1: 1.7215 ,SNR2: 4.2180
1031-11 2025/07/29 4.95UT TOYOKAWA-FUJI
C_{peak}= 0.067
t_{peak}= −0.020
t_{ridge}= −0.060
t_{width}= −0.056
Intensity
Nor. Level
Power
Cross/Auto Correlation
Time (sec)
Frequency (Hz)

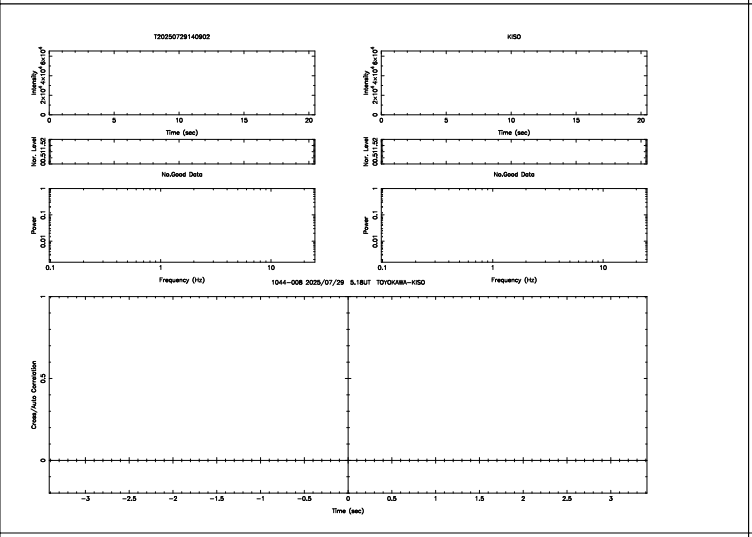
T20250729140902
KISO
No.Good Data
1044-008 2025/07/29 5.18UT TOYOKAWA-KISO
Intensity
Nor. Level
Power
Cross/Auto Correlation
Time (sec)
Frequency (Hz)

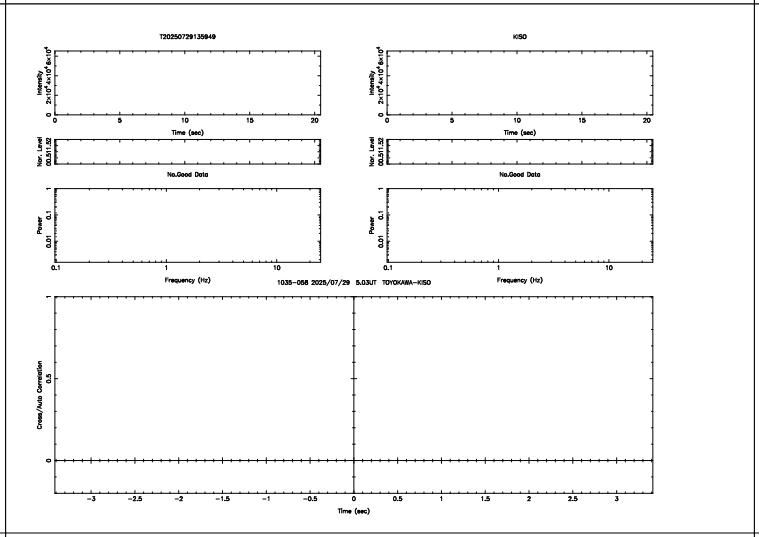
T20250729135949
KISO
No.Good Data
1035-058 2025/07/29 5.03UT TOYOKAWA-KISO
Intensity
Nor. Level
Power
Cross/Auto Correlation
Time (sec)
Frequency (Hz)

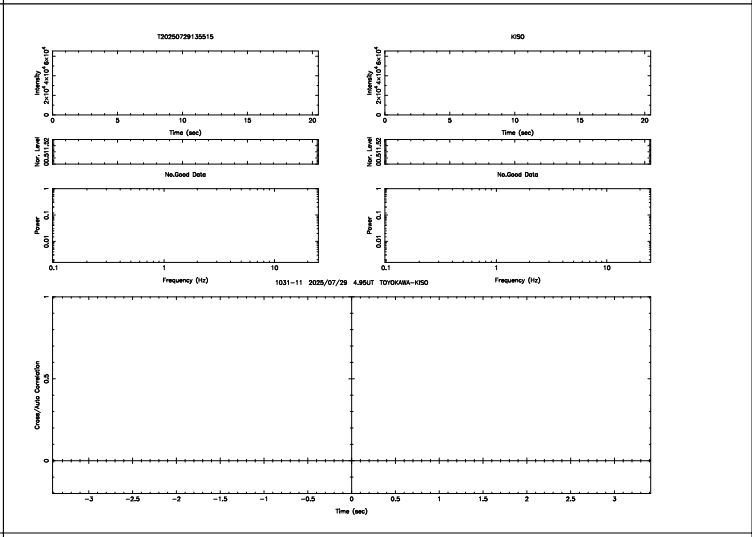
T20250729135515
KISO
No.Good Data
1031-11 2025/07/29 4.95UT TOYOKAWA-KISO
Intensity
Nor. Level
Power
Cross/Auto Correlation
Time (sec)
Frequency (Hz)

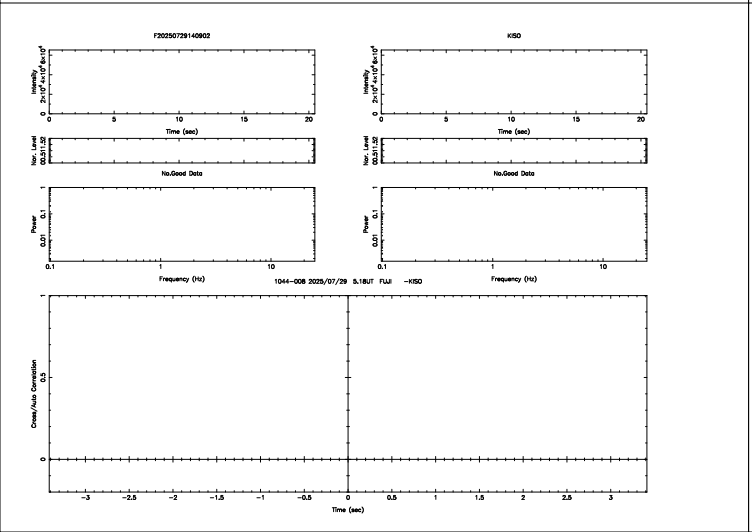
F20250729140902
KISO
No.Good Data
1044-008 2025/07/29 5.18UT FUJI -KISO
Intensity
Nor. Level
Power
Cross/Auto Correlation
Time (sec)
Frequency (Hz)

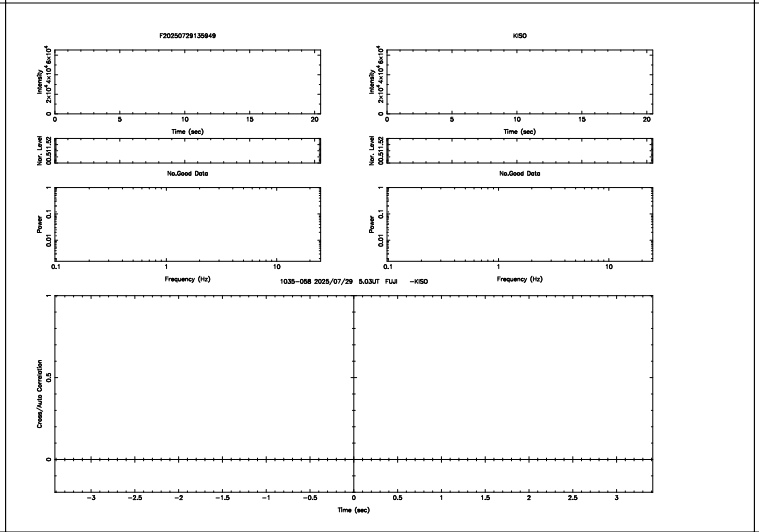
F20250729135949
KISO
No.Good Data
1035-058 2025/07/29 5.03UT FUJI -KISO
Intensity
Nor. Level
Power
Cross/Auto Correlation
Time (sec)
Frequency (Hz)

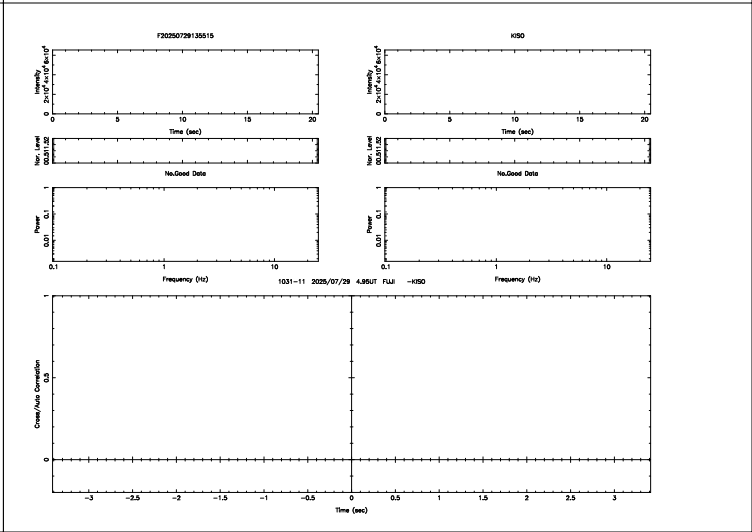
F20250729135515
KISO
No.Good Data
1031-11 2025/07/29 4.95UT FUJI -KISO
Intensity
Nor. Level
Power
Cross/Auto Correlation
Time (sec)
Frequency (Hz)

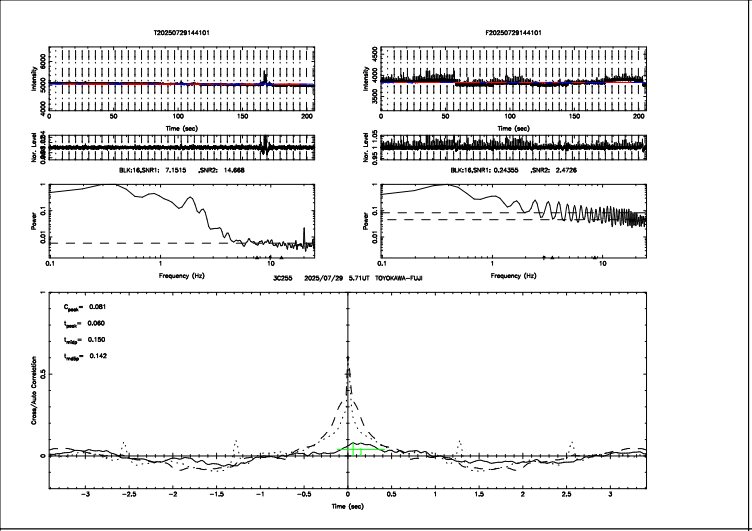
T20250729144101
F20250729144101
Intensity
Time (sec)
Nor. Level
BLK:16,SNR1: 7.1515 ,SNR2: 14.668
BLK:16,SNR1: 0.24355 ,SNR2: 2.4726
Power
Frequency (Hz)
3C255 2025/07/29 5.71UT TOYOKAWA-FUJI
C_peak= 0.081
t_peak= 0.060
t_rise= 0.150
t_rate= 0.142
Cross/Auto Correlation
Time (sec)

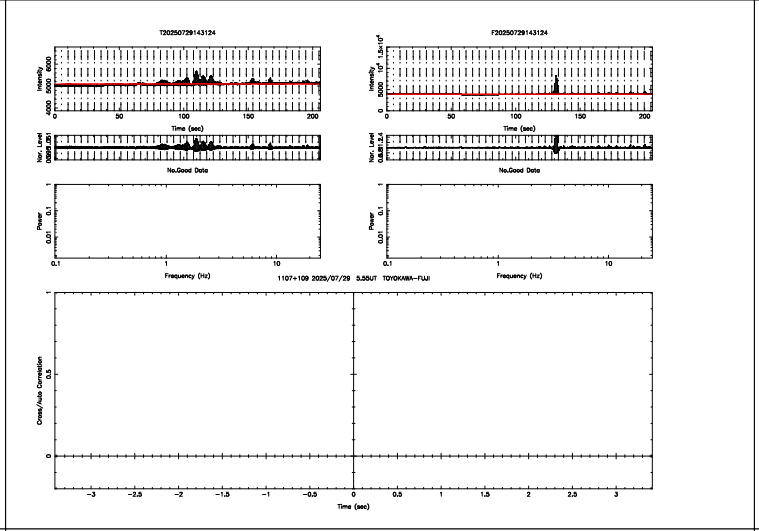
T20250729143124
F20250729143124
Intensity
Time (sec)
Nor. Level
No.Good Data
Power
Frequency (Hz)
1107+109 2025/07/29 5.55UT TOYOKAWA-FUJI
Cross/Auto Correlation
Time (sec)

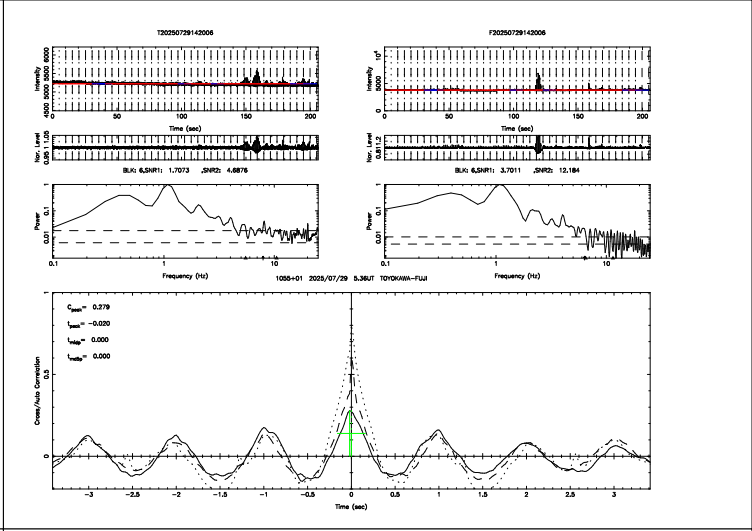
T20250729142006
F20250729142006
Intensity
Time (sec)
Nor. Level
BLK: 6,SNR1: 1.7073 ,SNR2: 4.6876
BLK: 6,SNR1: 3.7011 ,SNR2: 12.184
Power
Frequency (Hz)
1055+01 2025/07/29 5.36UT TOYOKAWA-FUJI
C_peak= 0.279
t_peak= -0.020
t_rise= 0.000
t_rate= 0.000
Cross/Auto Correlation
Time (sec)

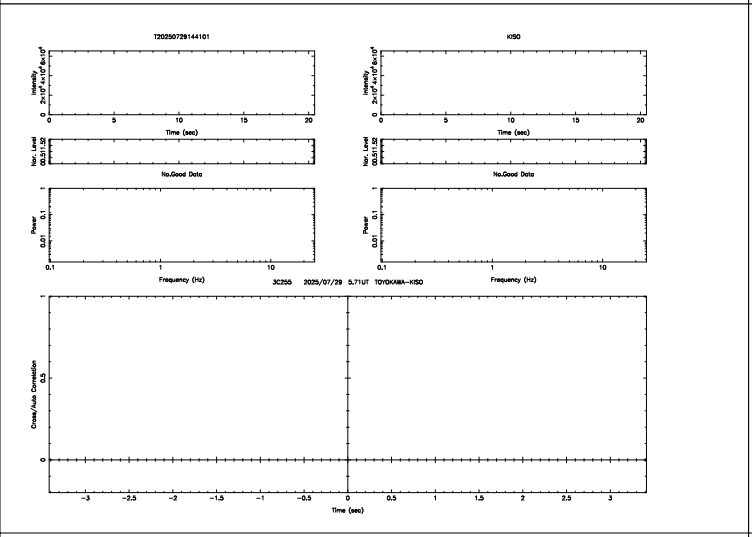
T20250729144101
KISO
Intensity
Time (sec)
Nor. Level
No.Good Data
Power
Frequency (Hz)
3C255 2025/07/29 5.71UT TOYOKAWA-KISO
Cross/Auto Correlation
Time (sec)


T20250729143124
KISO
Intensity
Time (sec)
Nor. Level
No.Good Data
Power
Frequency (Hz)
1107+109 2025/07/29 5.55UT TOYOKAWA-KISO
Cross/Auto Correlation
Time (sec)

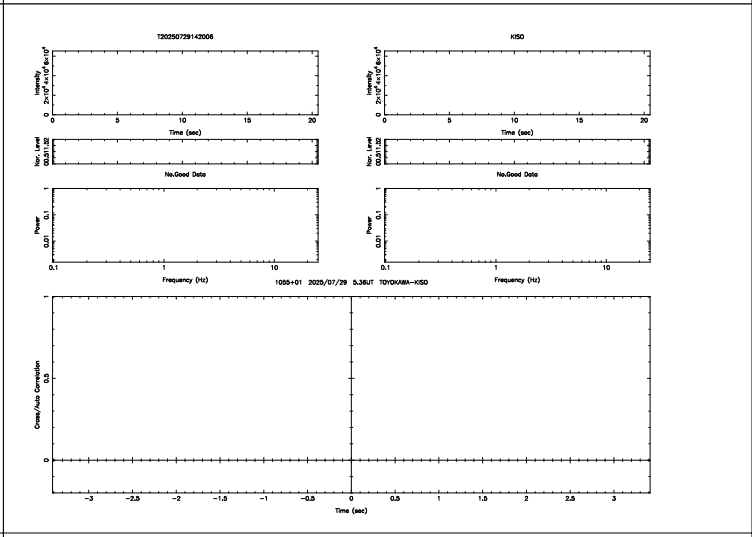
T20250729142006
KISO
Intensity
Time (sec)
Nor. Level
No.Good Data
Power
Frequency (Hz)
1055+01 2025/07/29 5.36UT TOYOKAWA-KISO
Cross/Auto Correlation
Time (sec)

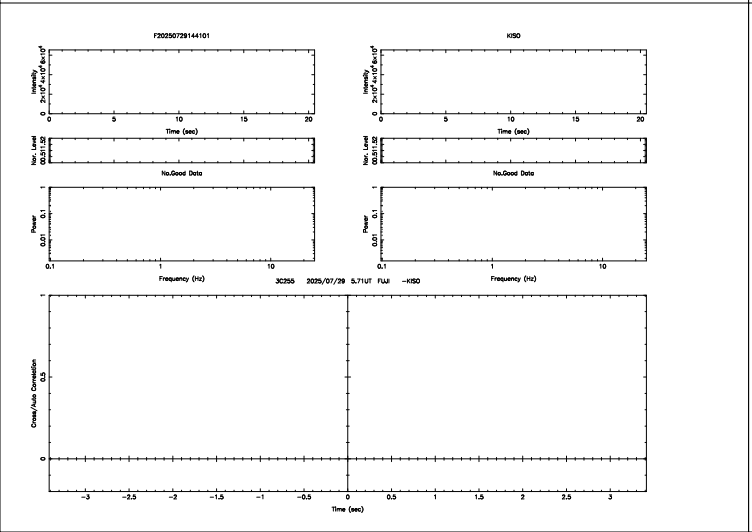
F20250729144101
KISO
Intensity
Time (sec)
Nor. Level
No.Good Data
Power
Frequency (Hz)
3C255 2025/07/29 5.71UT FUJI -KISO
Cross/Auto Correlation
Time (sec)

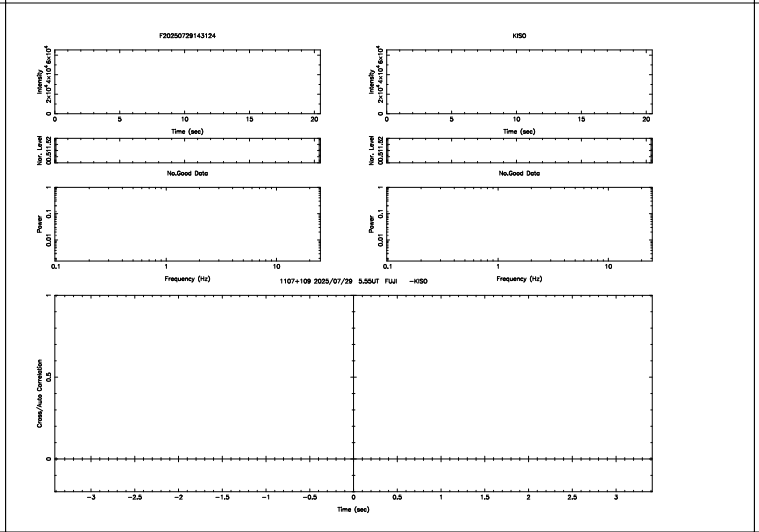
F20250729143124
KISO
Intensity
Time (sec)
Nor. Level
No.Good Data
Power
Frequency (Hz)
1107+109 2025/07/29 5.55UT FUJI -KISO
Cross/Auto Correlation
Time (sec)

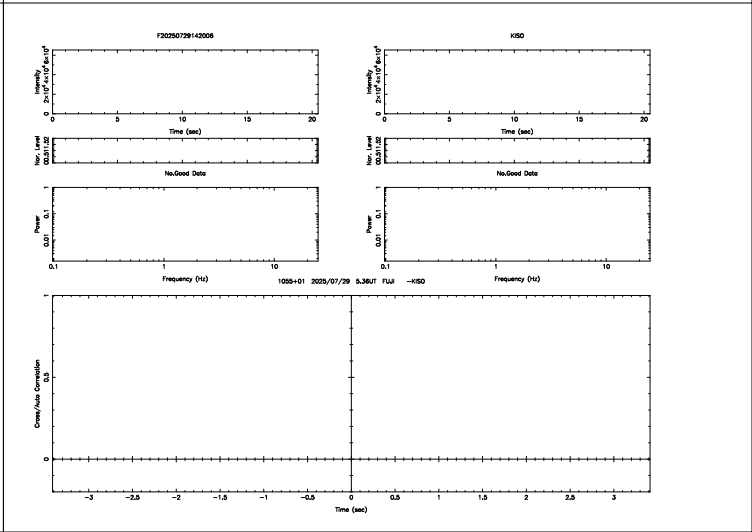
F20250729142006
KISO
Intensity
Time (sec)
Nor. Level
No.Good Data
Power
Frequency (Hz)
1055+01 2025/07/29 5.36UT FUJI -KISO
Cross/Auto Correlation
Time (sec)

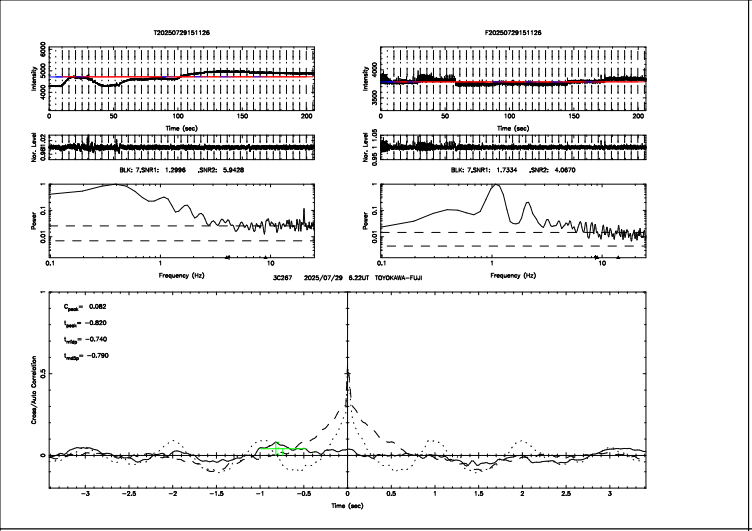
T20250729151126
F20250729151126
BLK: 7,SNR1: 1.2996 ,SNR2: 5.9428
BLK: 7,SNR1: 1.7334 ,SNR2: 4.0870
3C267 2025/07/29 6.22UT TOYOKAWA-FUJI
C_{peak}= 0.082
t_{peak}= −0.820
t_{rise}= −0.740
t_{rate}= −0.790
Intensity
Nor. Level
Power
Cross/Auto Correlation
Time (sec)
Frequency (Hz)

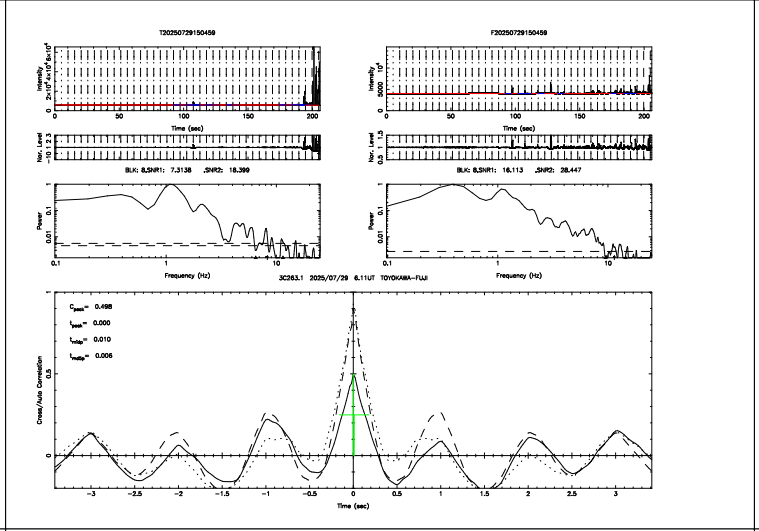
T20250729150459
F20250729150459
BLK: 8,SNR1: 7.3138 ,SNR2: 18.399
BLK: 8,SNR1: 16.113 ,SNR2: 28.447
3C263.1 2025/07/29 6.11UT TOYOKAWA-FUJI
C_{peak}= 0.498
t_{peak}= 0.000
t_{rise}= 0.010
t_{rate}= 0.006
Intensity
Nor. Level
Power
Cross/Auto Correlation
Time (sec)
Frequency (Hz)

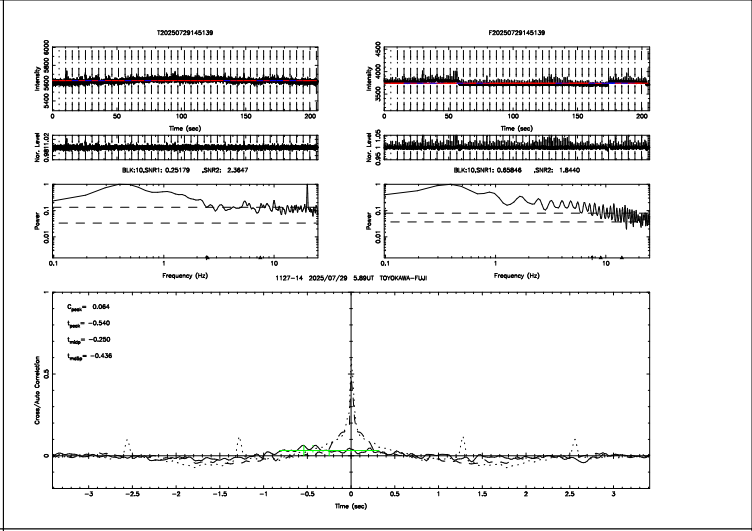
T20250729145139
F20250729145139
BLK:10,SNR1: 0.25179 ,SNR2: 2.3647
BLK:10,SNR1: 0.85846 ,SNR2: 1.8440
1127-14 2025/07/29 5.89UT TOYOKAWA-FUJI
C_{peak}= 0.064
t_{peak}= −0.540
t_{rise}= −0.250
t_{rate}= −0.436
Intensity
Nor. Level
Power
Cross/Auto Correlation
Time (sec)
Frequency (Hz)

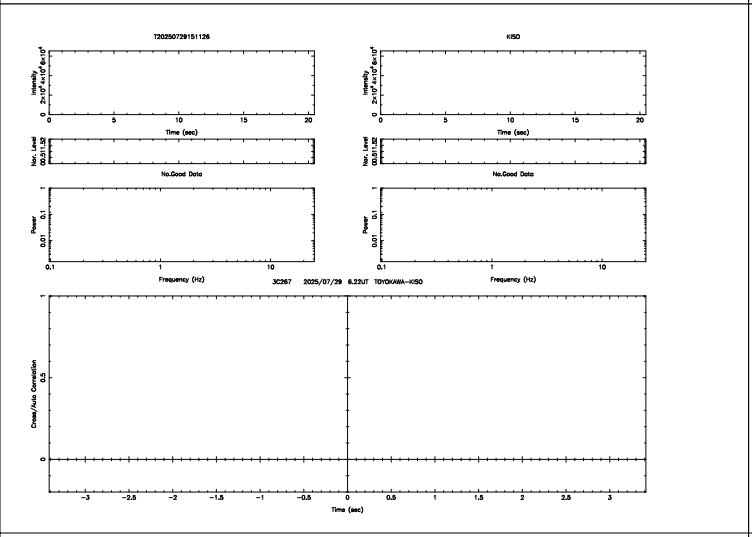
T20250729151126
KISO
No.Good Data
3C267 2025/07/29 6.22UT TOYOKAWA-KISO
Intensity
Nor. Level
Power
Cross/Auto Correlation
Time (sec)
Frequency (Hz)


T20250729150459
KISO
No.Good Data
3C263.1 2025/07/29 6.11UT TOYOKAWA-KISO
Intensity
Nor. Level
Power
Cross/Auto Correlation
Time (sec)
Frequency (Hz)


T20250729145139
KISO
No.Good Data
1127-14 2025/07/29 5.89UT TOYOKAWA-KISO
Intensity
Nor. Level
Power
Cross/Auto Correlation
Time (sec)
Frequency (Hz)

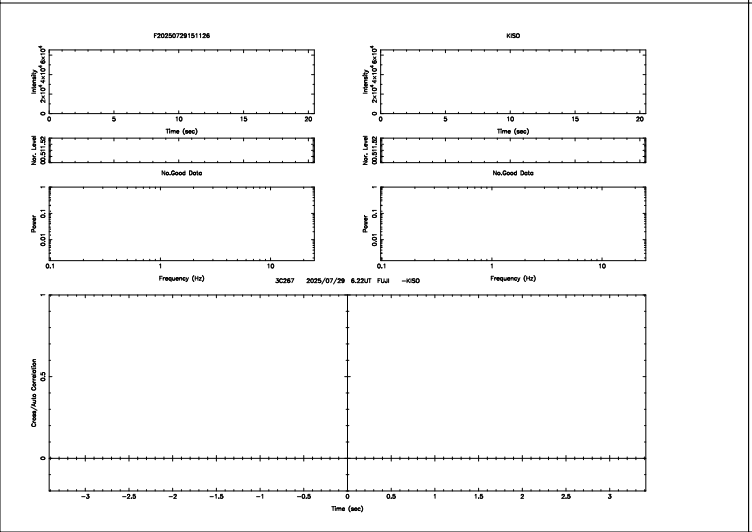
F20250729151126
KISO
No.Good Data
3C267 2025/07/29 6.22UT FUJI -KISO
Intensity
Nor. Level
Power
Cross/Auto Correlation
Time (sec)
Frequency (Hz)

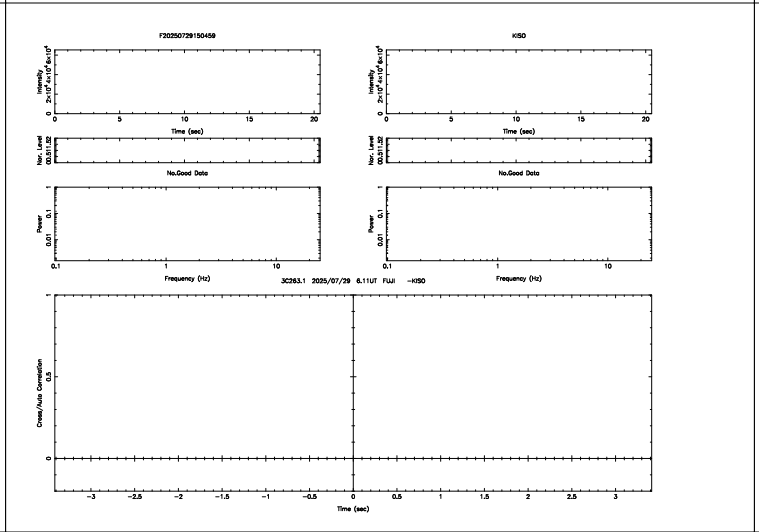
F20250729150459
KISO
No.Good Data
3C263.1 2025/07/29 6.11UT FUJI -KISO
Intensity
Nor. Level
Power
Cross/Auto Correlation
Time (sec)
Frequency (Hz)

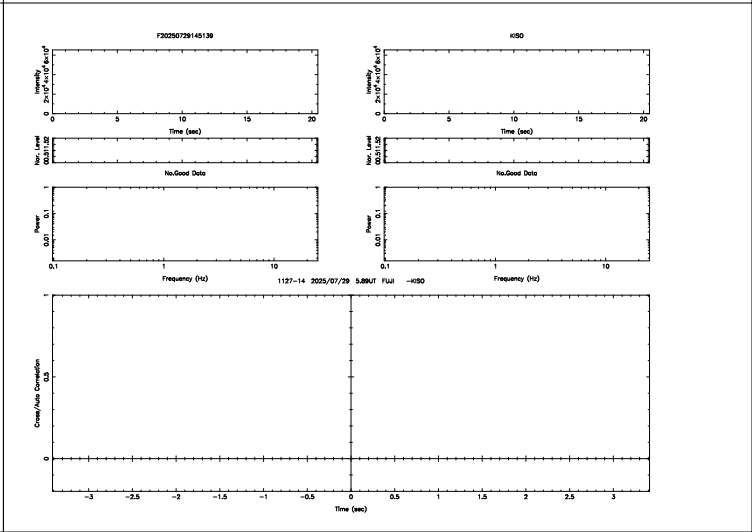
F20250729145139
KISO
No.Good Data
1127-14 2025/07/29 5.89UT FUJI -KISO
Intensity
Nor. Level
Power
Cross/Auto Correlation
Time (sec)
Frequency (Hz)

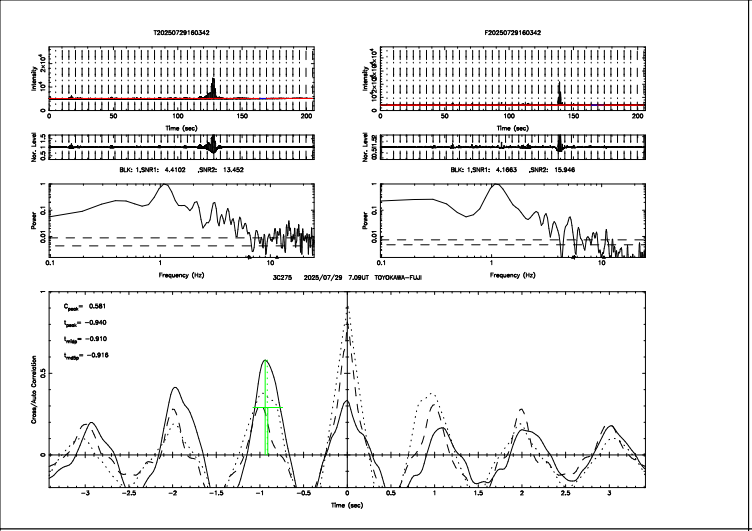
T20250729160342
F20250729160342
BLK: 1,SNR1: 4.4102 ,SNR2: 13.452
BLK: 1,SNR1: 4.1663 ,SNR2: 15.946
3C275 2025/07/29 7.09UT TOYOKAWA-FUJI
C_{peak}= 0.581
t_{peak}= −0.940
t_{edge}= −0.910
t_{centy}= −0.916
Time (sec)
Frequency (Hz)
Cross/Auto Correlation

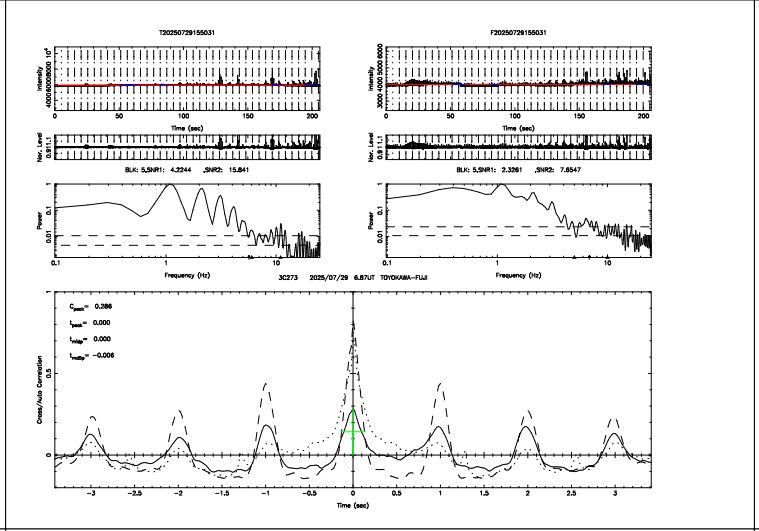
T20250729155031
F20250729155031
BLK: 5,SNR1: 4.2244 ,SNR2: 15.841
BLK: 5,SNR1: 2.3261 ,SNR2: 7.6547
3C273 2025/07/29 6.87UT TOYOKAWA-FUJI
C_{peak}= 0.286
t_{peak}= 0.000
t_{edge}= 0.000
t_{centy}= −0.006
Time (sec)
Frequency (Hz)
Cross/Auto Correlation

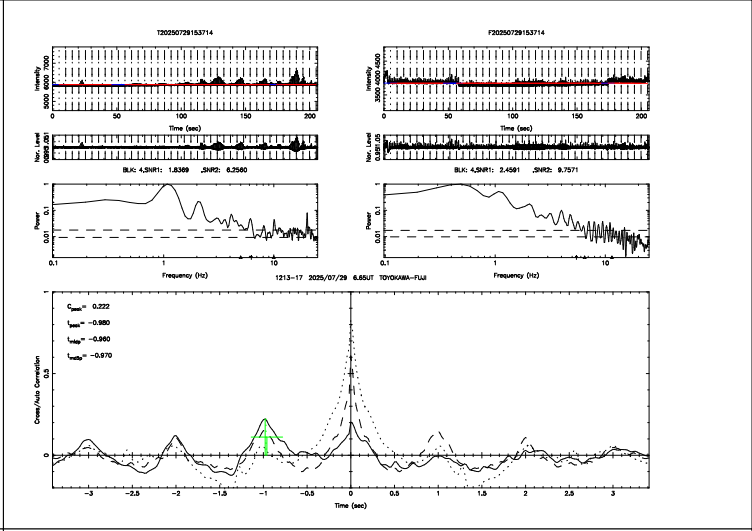
T20250729153714
F20250729153714
BLK: 4,SNR1: 1.8369 ,SNR2: 6.2560
BLK: 4,SNR1: 2.4591 ,SNR2: 9.7571
1213-17 2025/07/29 6.65UT TOYOKAWA-FUJI
C_{peak}= 0.222
t_{peak}= −0.980
t_{edge}= −0.960
t_{centy}= −0.970
Time (sec)
Frequency (Hz)
Cross/Auto Correlation

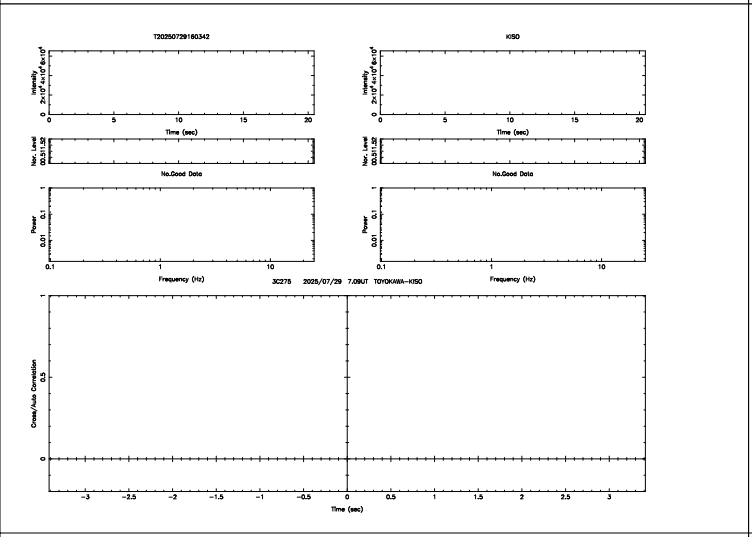
T20250729160342
KISO
No.Good Data
3C275 2025/07/29 7.09UT TOYOKAWA-KISO
Time (sec)
Frequency (Hz)
Cross/Auto Correlation

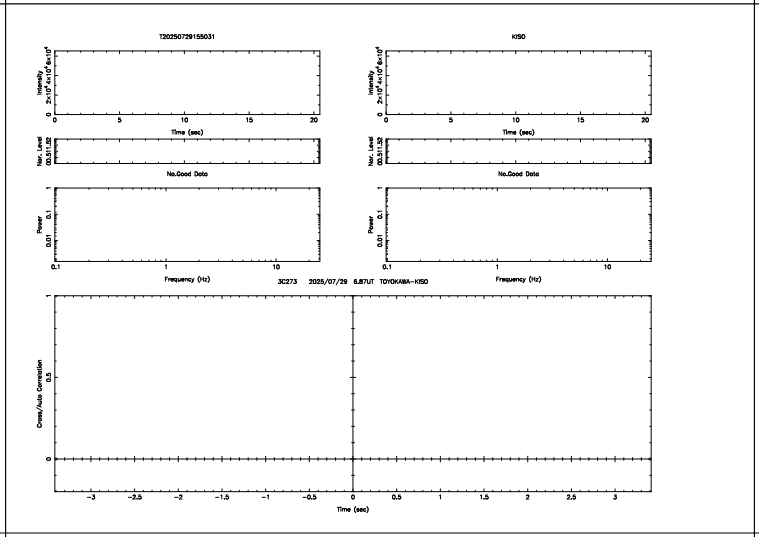
T20250729155031
KISO
No.Good Data
3C273 2025/07/29 6.87UT TOYOKAWA-KISO
Time (sec)
Frequency (Hz)
Cross/Auto Correlation


T20250729153714
KISO
No.Good Data
1213-17 2025/07/29 6.65UT TOYOKAWA-KISO
Time (sec)
Frequency (Hz)
Cross/Auto Correlation

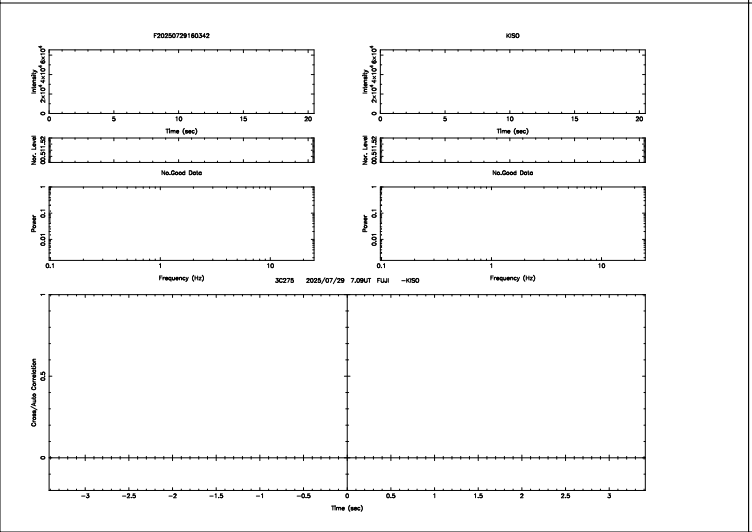
F20250729160342
KISO
No.Good Data
3C275 2025/07/29 7.09UT FUJI -KISO
Time (sec)
Frequency (Hz)
Cross/Auto Correlation

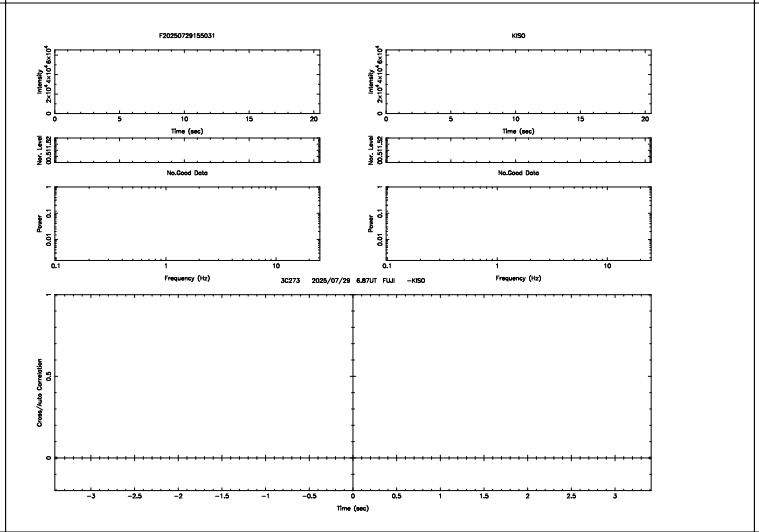
F20250729155031
KISO
No.Good Data
3C273 2025/07/29 6.87UT FUJI -KISO
Time (sec)
Frequency (Hz)
Cross/Auto Correlation

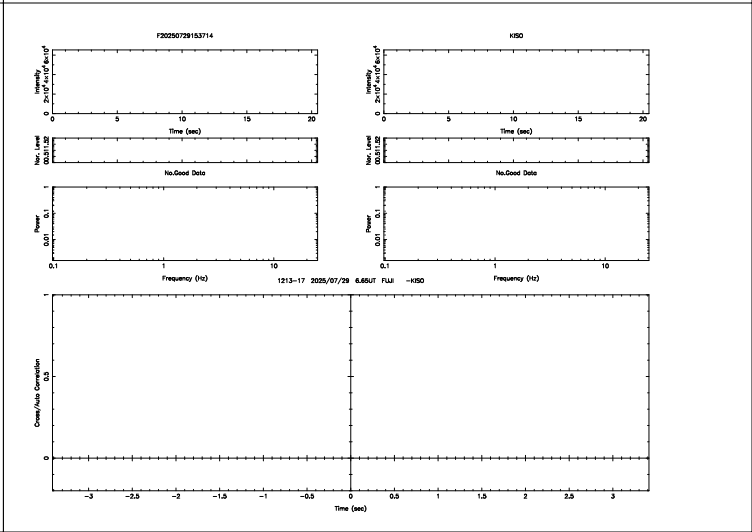
F20250729153714
KISO
No.Good Data
1213-17 2025/07/29 6.65UT FUJI -KISO
Time (sec)
Frequency (Hz)
Cross/Auto Correlation

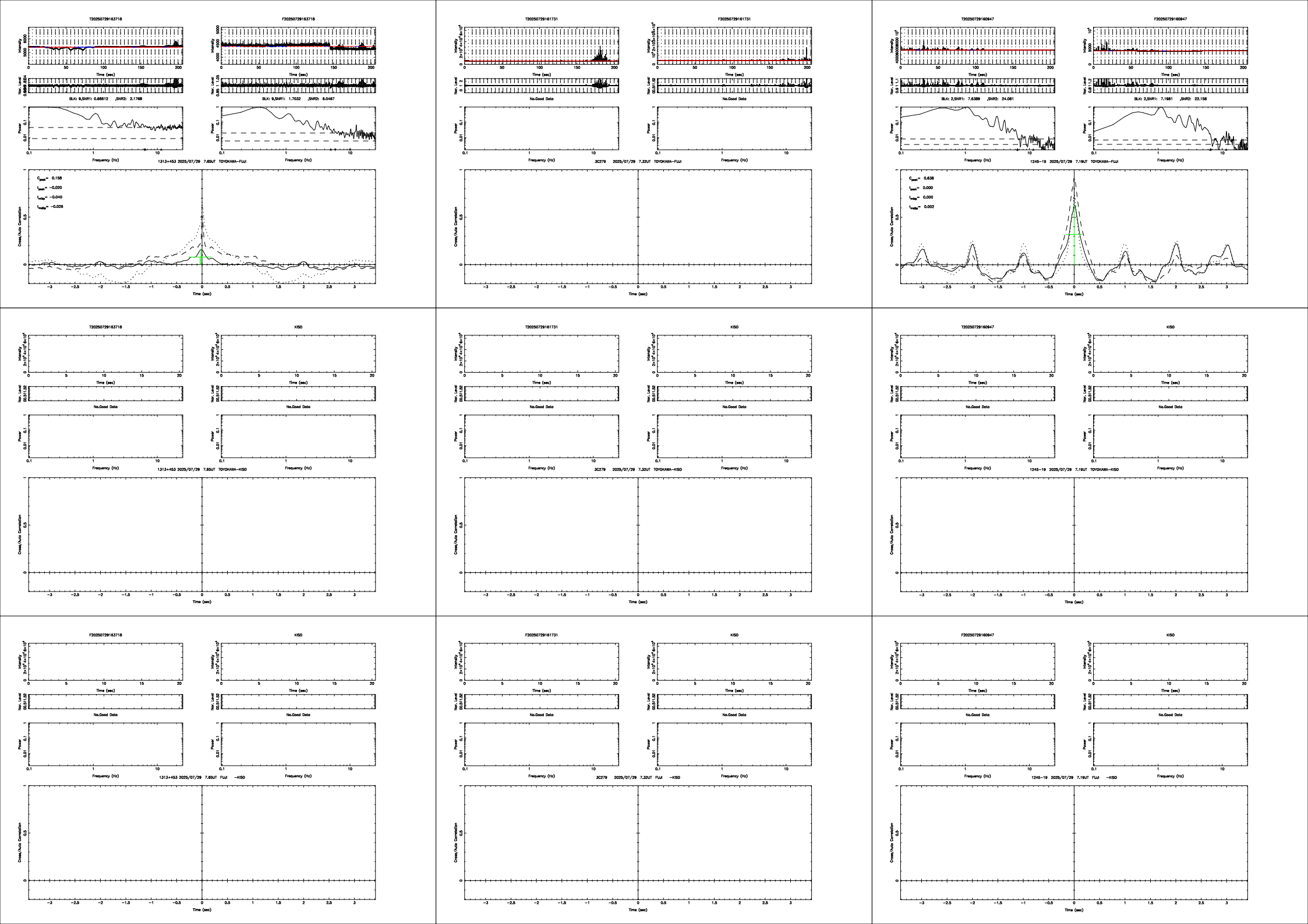
T20250729163718
F20250729163718
BLK: 9,SNR1: 0.68612 ,SNR2: 2.1768
BLK: 9,SNR1: 1.7032 ,SNR2: 6.0467
1313+453 2025/07/29 7.65UT TOYOKAWA-FUJI
T20250729161731
F20250729161731
No.Good Data
3C279 2025/07/29 7.32UT TOYOKAWA-FUJI
T20250729160947
F20250729160947
BLK: 2,SNR1: 7.6389 ,SNR2: 24.081
BLK: 2,SNR1: 7.1981 ,SNR2: 22.158
1245-19 2025/07/29 7.19UT TOYOKAWA-FUJI
KISO
1313+453 2025/07/29 7.65UT TOYOKAWA-KISO
3C279 2025/07/29 7.32UT TOYOKAWA-KISO
1245-19 2025/07/29 7.19UT TOYOKAWA-KISO
1313+453 2025/07/29 7.65UT FUJI -KISO
3C279 2025/07/29 7.32UT FUJI -KISO
1245-19 2025/07/29 7.19UT FUJI -KISO
Intensity
Time (sec)
Nor. Level
Power
Frequency (Hz)
Cross/Auto Correlation

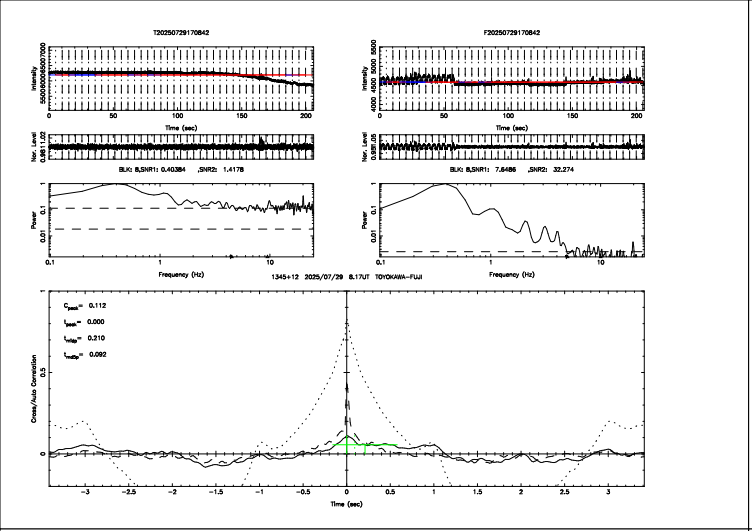
T20250729170842
F20250729170842
Time (sec)
Nor. Level
BLK: 8,SNR1: 0.40384 ,SNR2: 1.4178
BLK: 8,SNR1: 7.6486 ,SNR2: 32.274
Power
Frequency (Hz)
1345+12 2025/07/29 8.17UT TOYOKAWA--FUJI
C_{peak}= 0.112
t_{peak}= 0.000
t_{edge}= 0.210
t_{width}= 0.092
Cross/Auto Correlation
Time (sec)

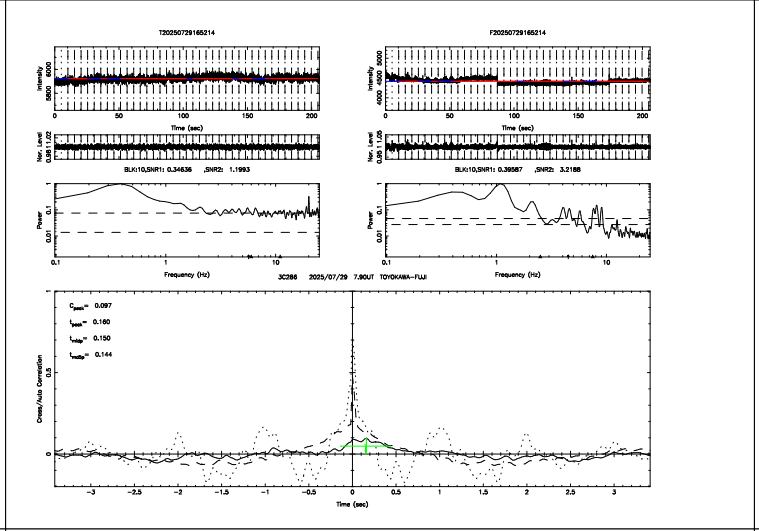
T20250729165214
F20250729165214
Time (sec)
Nor. Level
BLK10,SNR1: 0.34636 ,SNR2: 1.1993
BLK10,SNR1: 0.39587 ,SNR2: 3.2188
Power
Frequency (Hz)
3C286 2025/07/29 7.90UT TOYOKAWA--FUJI
C_{peak}= 0.097
t_{peak}= 0.160
t_{edge}= 0.150
t_{width}= 0.144
Cross/Auto Correlation
Time (sec)

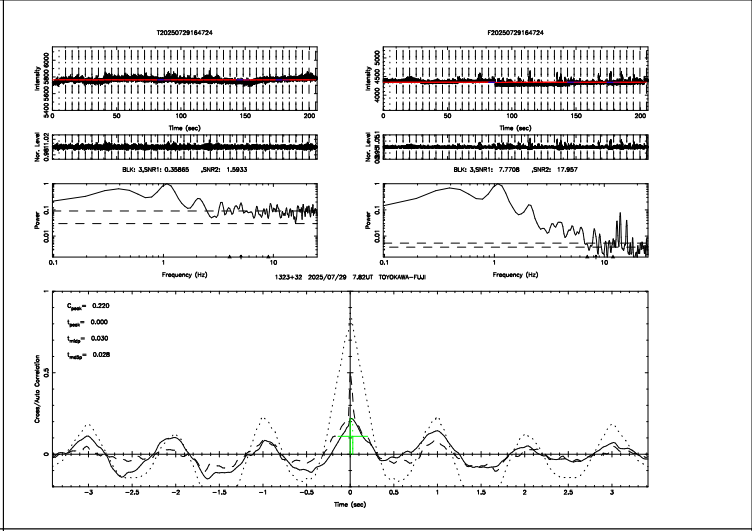
T20250729164724
F20250729164724
Time (sec)
Nor. Level
BLK: 3,SNR1: 0.35865 ,SNR2: 1.5933
BLK: 3,SNR1: 7.7708 ,SNR2: 17.957
Power
Frequency (Hz)
1323+32 2025/07/29 7.82UT TOYOKAWA--FUJI
C_{peak}= 0.220
t_{peak}= 0.000
t_{edge}= 0.030
t_{width}= 0.028
Cross/Auto Correlation
Time (sec)

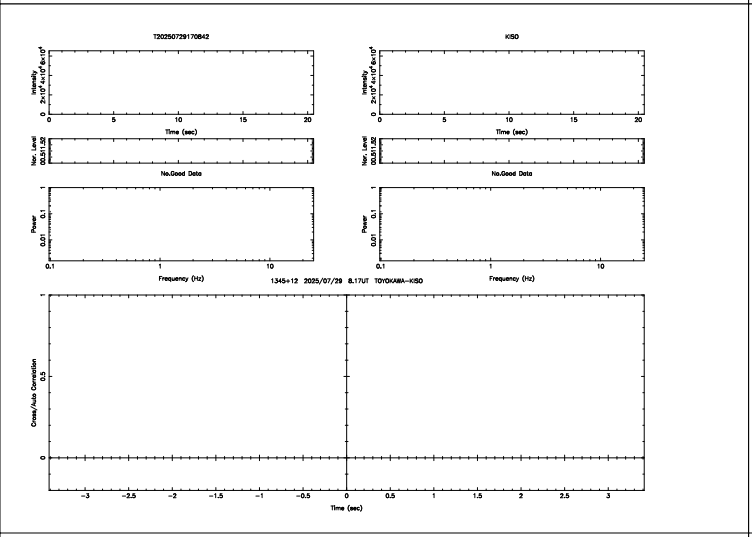
T20250729170842
KISO
Time (sec)
Nor. Level
No.Good Data
Power
Frequency (Hz)
1345+12 2025/07/29 8.17UT TOYOKAWA--KISO
Cross/Auto Correlation
Time (sec)

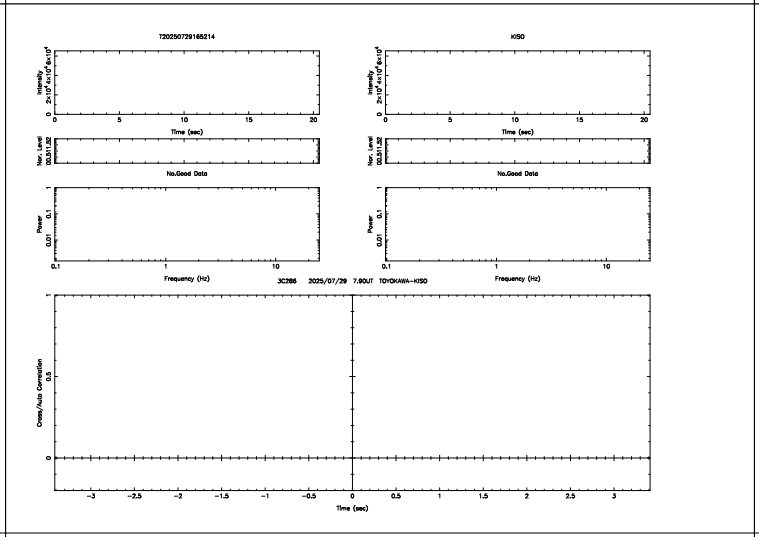
T20250729165214
KISO
Time (sec)
Nor. Level
No.Good Data
Power
Frequency (Hz)
3C286 2025/07/29 7.90UT TOYOKAWA--KISO
Cross/Auto Correlation
Time (sec)

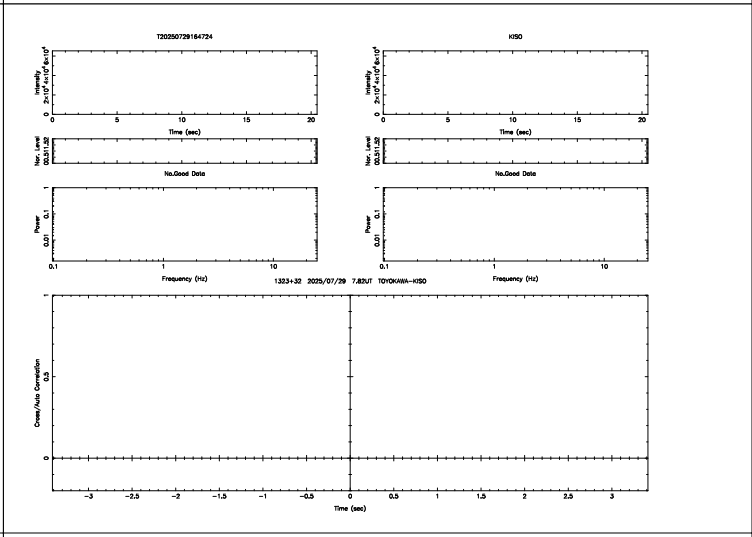
T20250729164724
KISO
Time (sec)
Nor. Level
No.Good Data
Power
Frequency (Hz)
1323+32 2025/07/29 7.82UT TOYOKAWA--KISO
Cross/Auto Correlation
Time (sec)

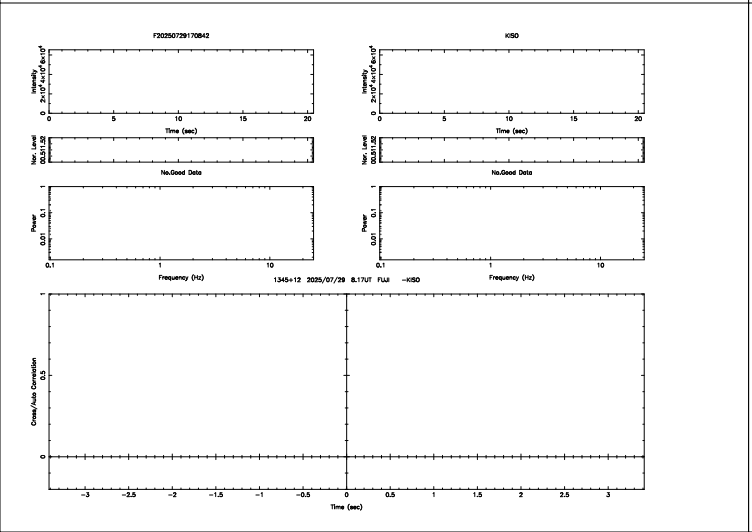
F20250729170842
KISO
Time (sec)
Nor. Level
No.Good Data
Power
Frequency (Hz)
1345+12 2025/07/29 8.17UT FUJI --KISO
Cross/Auto Correlation
Time (sec)

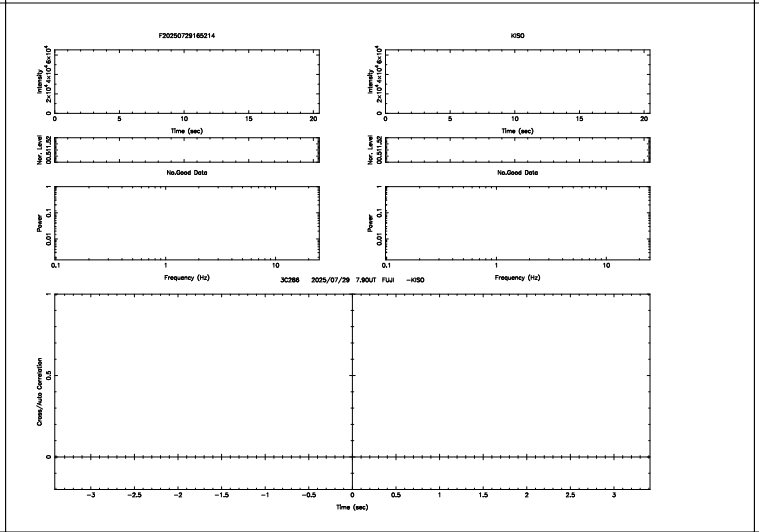
F20250729165214
KISO
Time (sec)
Nor. Level
No.Good Data
Power
Frequency (Hz)
3C286 2025/07/29 7.90UT FUJI --KISO
Cross/Auto Correlation
Time (sec)

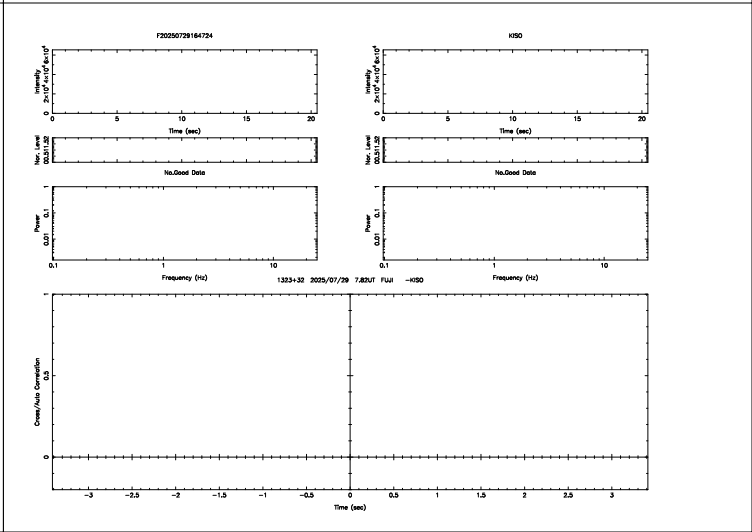
F20250729164724
KISO
Time (sec)
Nor. Level
No.Good Data
Power
Frequency (Hz)
1323+32 2025/07/29 7.82UT FUJI --KISO
Cross/Auto Correlation
Time (sec)