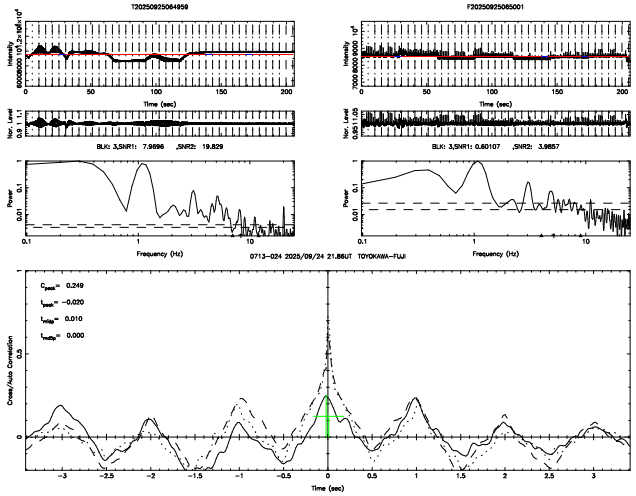
T20250925064959
T20250925065001
BLK: 3,SNR1: 7.9696 ,SNR2: 19.829
BLK: 3,SNR1: 0.60107 ,SNR2: 3.9857
0713-024 2025/09/24 21.86UT TOYOKAWA-FUJI
C_peak= 0.249
t_peak= -0.020
t_rise= 0.010
t_fall= 0.000
Intensity
Nor. Level
Power
Frequency (Hz)
Cross/Auto Correlation
Time (sec)

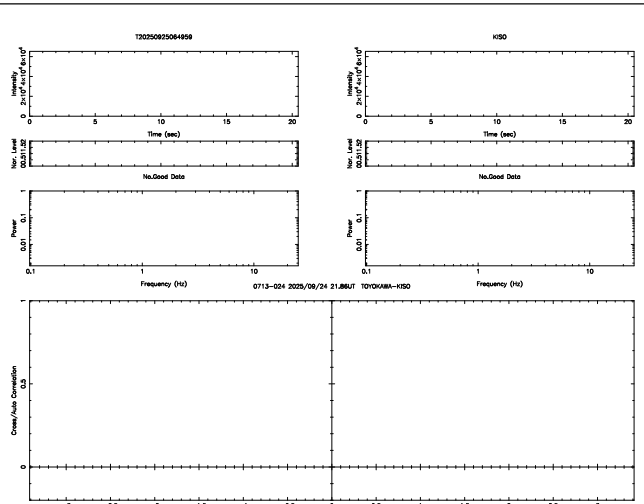
T20250925064959
KISO
No.Good Data
0713-024 2025/09/24 21.86UT TOYOKAWA-KISO
Intensity
Nor. Level
Power
Frequency (Hz)
Cross/Auto Correlation
Time (sec)


F20250925065001
KISO
No.Good Data
0713-024 2025/09/24 21.86UT FUJI -KISO
Intensity
Nor. Level
Power
Frequency (Hz)
Cross/Auto Correlation
Time (sec)

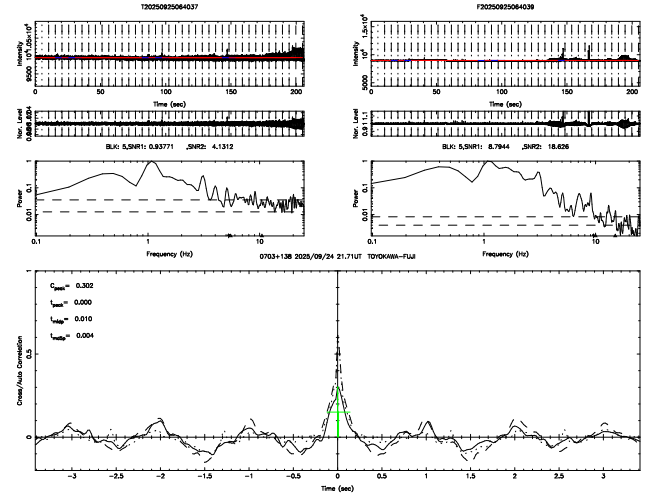
T20250925064037
F20250925064039
BLK: 5,SNR1: 0.93771 ,SNR2: 4.1312
BLK: 5,SNR1: 8.7944 ,SNR2: 18.626
0703+138 2025/09/24 21.71UT TOYOKAWA-FUJI
C_peak= 0.302
t_peak= 0.000
t_rise= 0.010
t_fall= 0.004
Intensity
Nor. Level
Power
Frequency (Hz)
Cross/Auto Correlation
Time (sec)

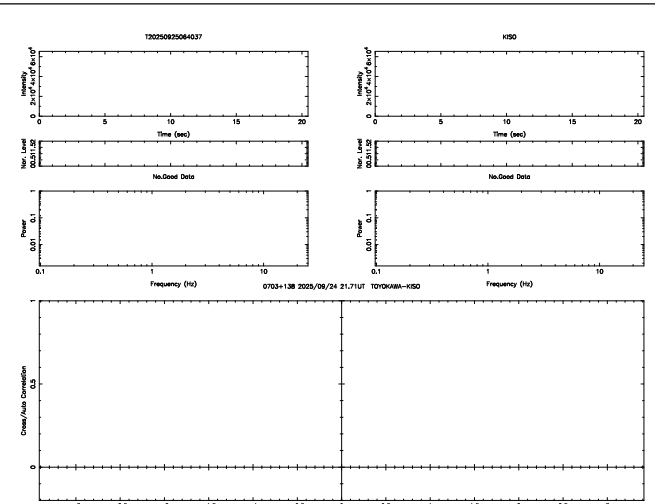
T20250925064037
KISO
No.Good Data
0703+138 2025/09/24 21.71UT TOYOKAWA-KISO
Intensity
Nor. Level
Power
Frequency (Hz)
Cross/Auto Correlation
Time (sec)


F20250925064039
KISO
No.Good Data
0703+138 2025/09/24 21.71UT FUJI -KISO
Intensity
Nor. Level
Power
Frequency (Hz)
Cross/Auto Correlation
Time (sec)

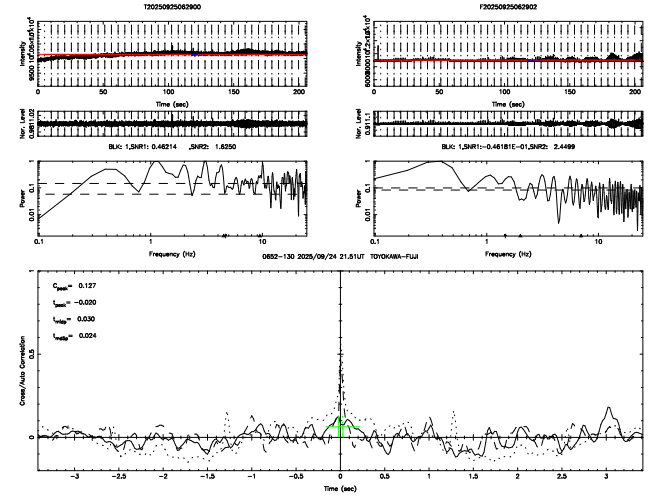
T20250925062900
F20250925062902
BLK: 1,SNR1: 0.46214 ,SNR2: 1.8250
BLK: 1,SNR1:-0.46181E-01,SNR2: 2.4499
0652-130 2025/09/24 21.51UT TOYOKAWA-FUJI
C_peak= 0.127
t_peak= -0.020
t_rise= 0.030
t_fall= 0.024
Intensity
Nor. Level
Power
Frequency (Hz)
Cross/Auto Correlation
Time (sec)

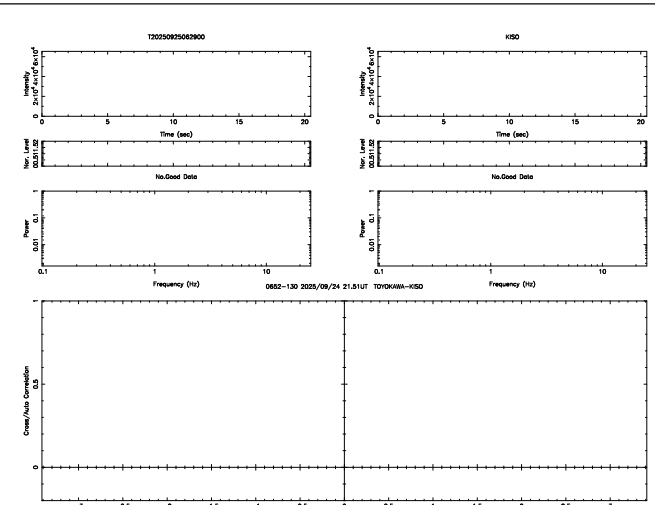
T20250925062900
KISO
No.Good Data
0652-130 2025/09/24 21.51UT TOYOKAWA-KISO
Intensity
Nor. Level
Power
Frequency (Hz)
Cross/Auto Correlation
Time (sec)


F20250925062902
KISO
No.Good Data
0652-130 2025/09/24 21.51UT FUJI -KISO
Intensity
Nor. Level
Power
Frequency (Hz)
Cross/Auto Correlation
Time (sec)

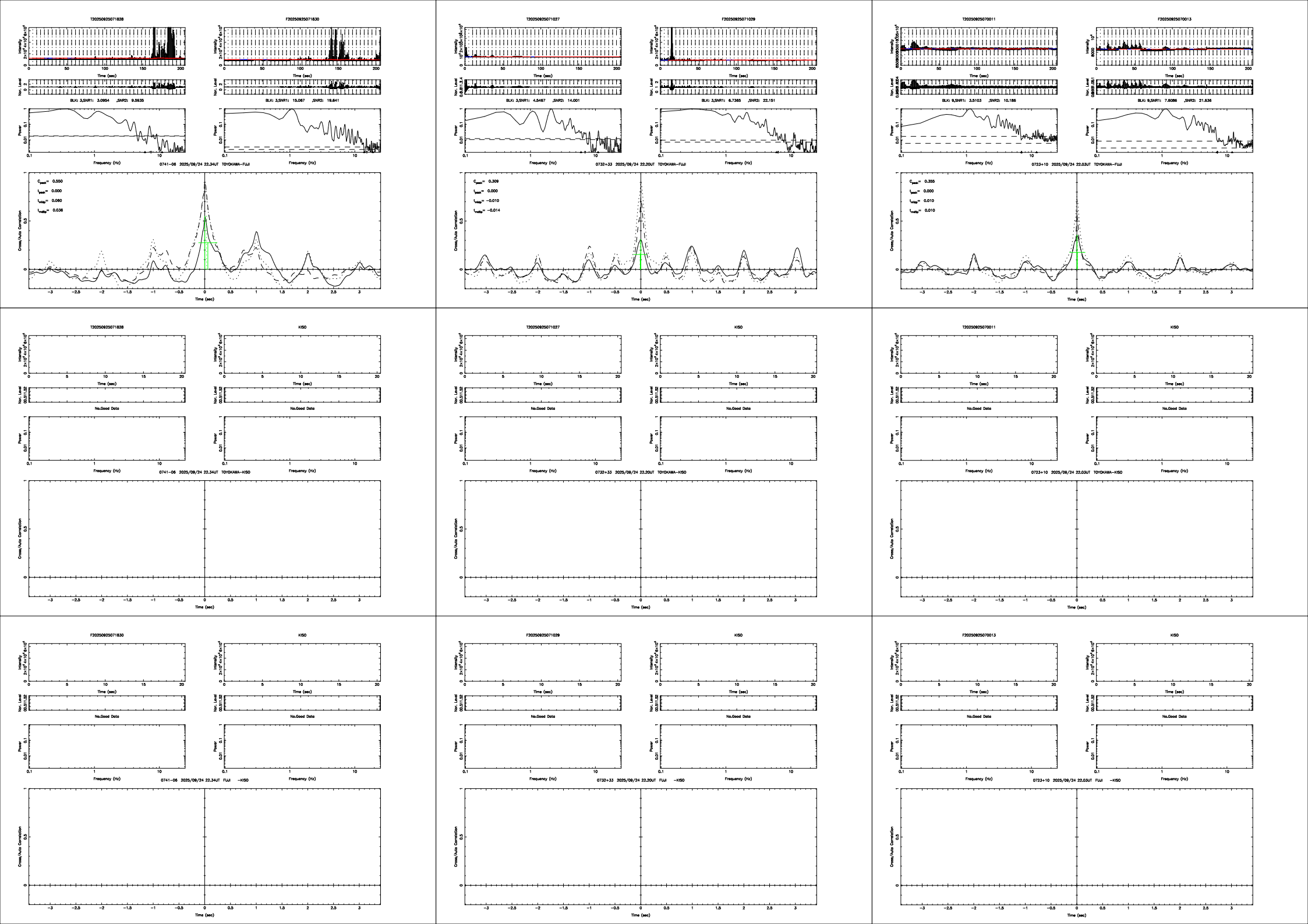
T20250925071828
F20250925071830
BLK: 3,SNR1: 3.0954 ,SNR2: 9.5935
BLK: 3,SNR1: 15.067 ,SNR2: 19.641
0741−06 2025/09/24 22.34UT TOYOKAWA−FUJI
T20250925071027
F20250925071029
BLK: 3,SNR1: 4.5467 ,SNR2: 14.001
BLK: 3,SNR1: 6.7365 ,SNR2: 22.151
0732+33 2025/09/24 22.20UT TOYOKAWA−FUJI
T20250925070011
F20250925070013
BLK: 9,SNR1: 3.5103 ,SNR2: 10.186
BLK: 9,SNR1: 7.6086 ,SNR2: 21.636
0723+10 2025/09/24 22.03UT TOYOKAWA−FUJI
KISO
No.Good Data
0741−06 2025/09/24 22.34UT TOYOKAWA−KISO
0732+33 2025/09/24 22.20UT TOYOKAWA−KISO
0723+10 2025/09/24 22.03UT TOYOKAWA−KISO
0741−06 2025/09/24 22.34UT FUJI −KISO
0732+33 2025/09/24 22.20UT FUJI −KISO
0723+10 2025/09/24 22.03UT FUJI −KISO
Time (sec)
Frequency (Hz)
Cross/Auto Correlation
Power
Nor. Level
Intensity

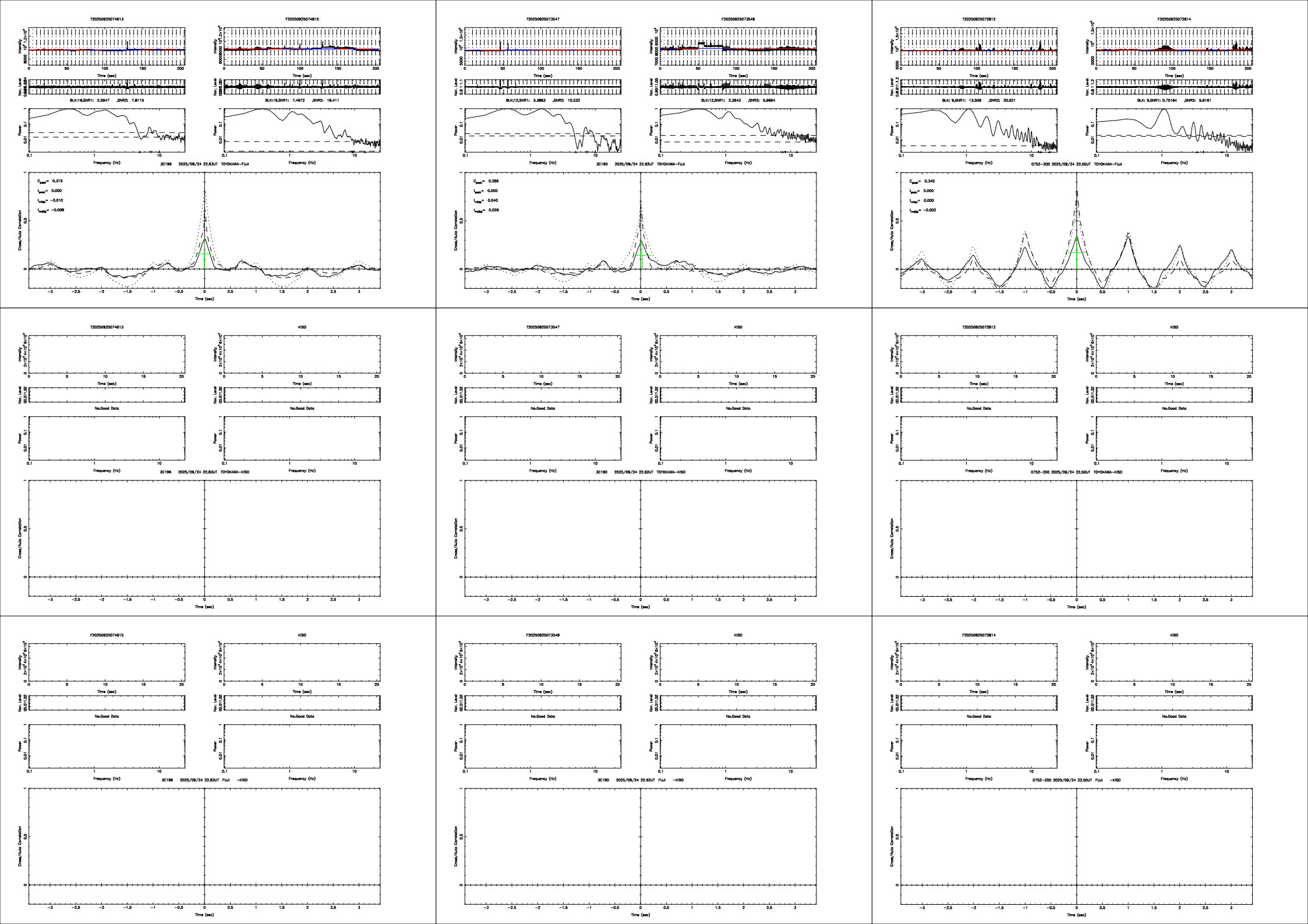
T20250925074813
F20250925074815
BLK:16,SNR1: 2.5947 ,SNR2: 7.8115
BLK:16,SNR1: 7.4672 ,SNR2: 16.411
3C196 2025/09/24 22.83UT TOYOKAWA-FUJI
T20250925073547
F20250925073549
BLK:12,SNR1: 3.3863 ,SNR2: 10.232
BLK:12,SNR1: 2.3643 ,SNR2: 5.9694
3C190 2025/09/24 22.62UT TOYOKAWA-FUJI
T20250925072812
F20250925072814
BLK: 9,SNR1: 13.509 ,SNR2: 20.921
BLK: 9,SNR1: 0.75164 ,SNR2: 5.6161
0752-200 2025/09/24 22.50UT TOYOKAWA-FUJI
T20250925074813
KISO
3C196 2025/09/24 22.83UT TOYOKAWA-KISO
T20250925073547
KISO
3C190 2025/09/24 22.62UT TOYOKAWA-KISO
T20250925072812
KISO
0752-200 2025/09/24 22.50UT TOYOKAWA-KISO
F20250925074815
KISO
3C196 2025/09/24 22.83UT FUJI -KISO
F20250925073549
KISO
3C190 2025/09/24 22.62UT FUJI -KISO
F20250925072814
KISO
0752-200 2025/09/24 22.50UT FUJI -KISO
Intensity
Time (sec)
Nor. Level
Power
Frequency (Hz)
Cross/Auto Correlation
No.Good Data

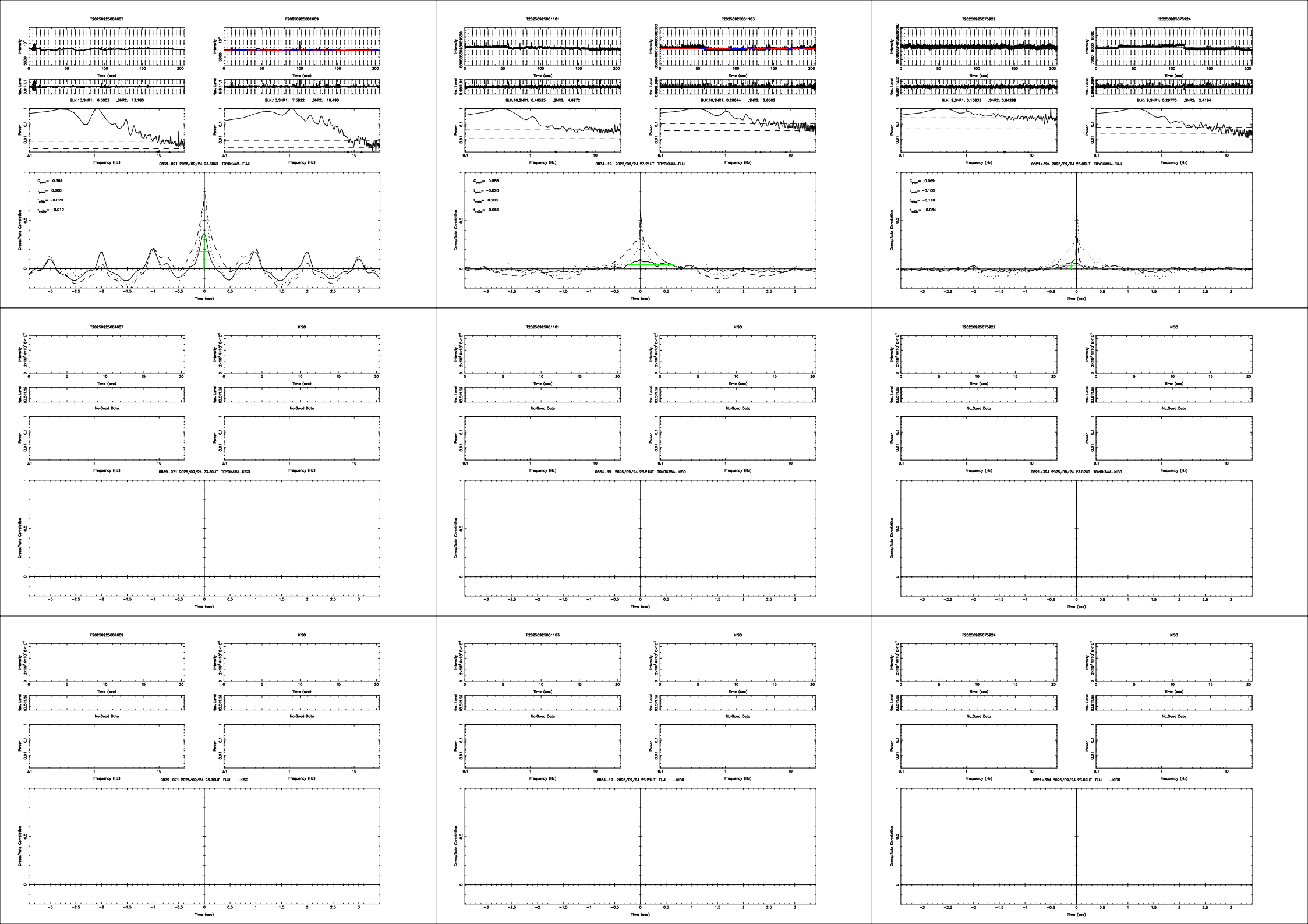
T20250925081607
F20250925081609
BLK:13,SNR1: 6.5003 ,SNR2: 13.180
BLK:13,SNR1: 7.5822 ,SNR2: 19.490
0839−071 2025/09/24 23.30UT TOYOKAWA−FUJI
C_peak= 0.361
t_peak= 0.000
t_midp= −0.020
t_midb= −0.012
T20250925081101
F20250925081103
BLK:10,SNR1: 0.46525 ,SNR2: 4.6972
BLK:10,SNR1: 0.20644 ,SNR2: 2.6302
0834−19 2025/09/24 23.21UT TOYOKAWA−FUJI
C_peak= 0.088
t_peak= −0.020
t_midp= 0.200
t_midb= 0.064
T20250925075922
F20250925075924
BLK: 9,SNR1: 0.13833 ,SNR2: 0.84289
BLK: 9,SNR1: 0.26770 ,SNR2: 2.4184
0821+394 2025/09/24 23.02UT TOYOKAWA−FUJI
C_peak= 0.069
t_peak= −0.100
t_midp= −0.110
t_midb= −0.084
T20250925081607
KISO
No.Good Data
0839−071 2025/09/24 23.30UT TOYOKAWA−KISO
T20250925081101
KISO
No.Good Data
0834−19 2025/09/24 23.21UT TOYOKAWA−KISO
T20250925075922
KISO
No.Good Data
0821+394 2025/09/24 23.02UT TOYOKAWA−KISO
F20250925081609
KISO
No.Good Data
0839−071 2025/09/24 23.30UT FUJI −KISO
F20250925081103
KISO
No.Good Data
0834−19 2025/09/24 23.21UT FUJI −KISO
F20250925075924
KISO
No.Good Data
0821+394 2025/09/24 23.02UT FUJI −KISO
Intensity
Time (sec)
Nor. Level
Power
Frequency (Hz)
Cross/Auto Correlation

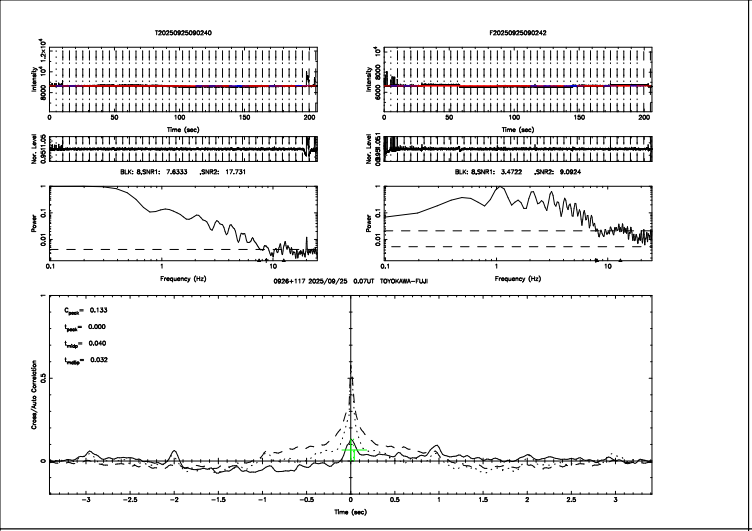
T20250925090240
F20250925090242
BLK: 8,SNR1: 7.6333 ,SNR2: 17.731
BLK: 8,SNR1: 3.4722 ,SNR2: 9.0924
0926+117 2025/09/25 0.07UT TOYOKAWA-FUJI
C_peak= 0.133
t_peak= 0.000
t_rise= 0.040
t_fall= 0.032
Time (sec)
Frequency (Hz)
Cross/Auto Correlation

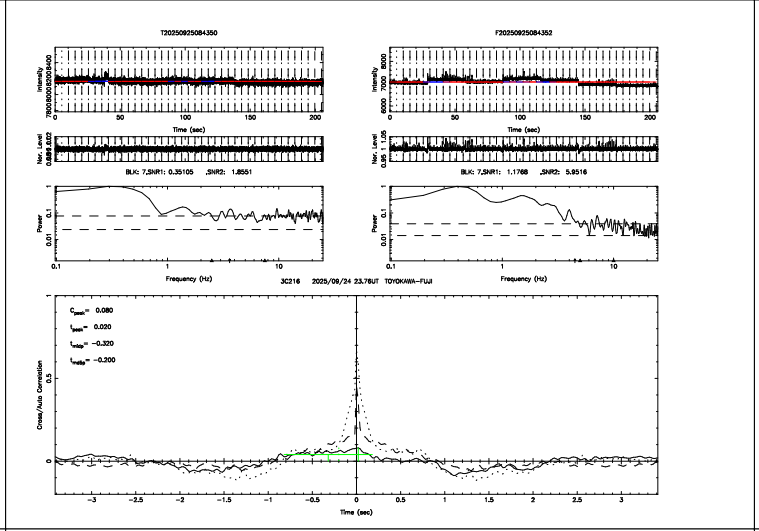
T20250925084350
F20250925084352
BLK: 7,SNR1: 0.35105 ,SNR2: 1.8551
BLK: 7,SNR1: 1.1768 ,SNR2: 5.9516
3C216 2025/09/24 23.78UT TOYOKAWA-FUJI
C_peak= 0.080
t_peak= 0.020
t_rise= −0.320
t_fall= −0.200
Time (sec)
Frequency (Hz)
Cross/Auto Correlation

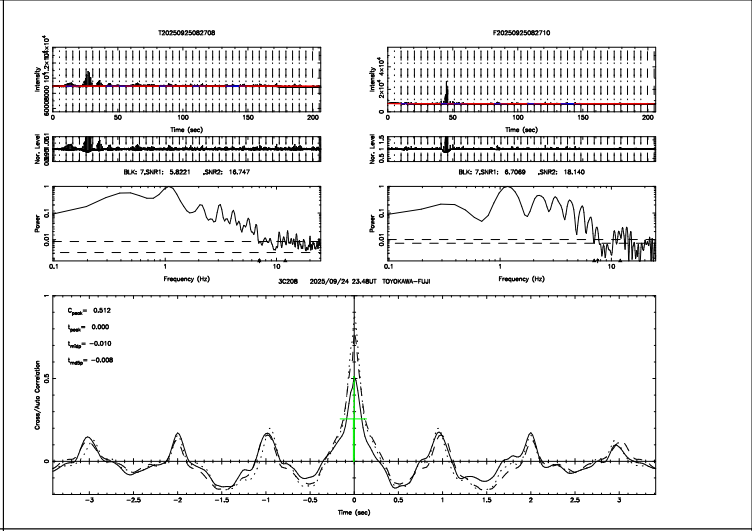
T20250925082708
F20250925082710
BLK: 7,SNR1: 5.8221 ,SNR2: 16.747
BLK: 7,SNR1: 6.7069 ,SNR2: 18.140
3C208 2025/09/24 23.48UT TOYOKAWA-FUJI
C_peak= 0.512
t_peak= 0.000
t_rise= −0.010
t_fall= −0.008
Time (sec)
Frequency (Hz)
Cross/Auto Correlation


T20250925090240
KISO
No.Good Data
0926+117 2025/09/25 0.07UT TOYOKAWA-KISO
Time (sec)
Frequency (Hz)
Cross/Auto Correlation

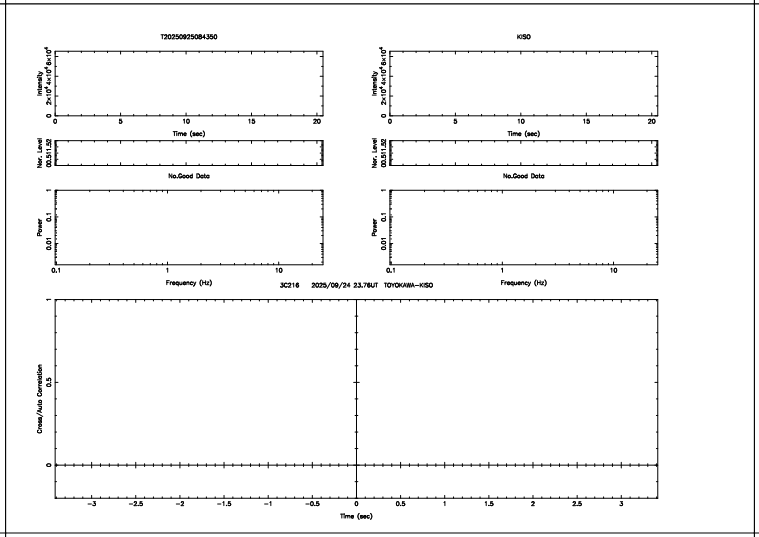
T20250925084350
KISO
No.Good Data
3C216 2025/09/24 23.78UT TOYOKAWA-KISO
Time (sec)
Frequency (Hz)
Cross/Auto Correlation

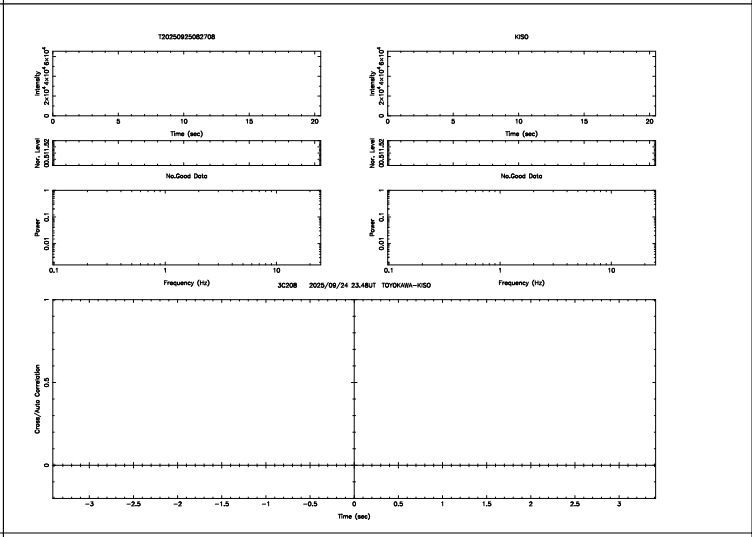
T20250925082708
KISO
No.Good Data
3C208 2025/09/24 23.48UT TOYOKAWA-KISO
Time (sec)
Frequency (Hz)
Cross/Auto Correlation

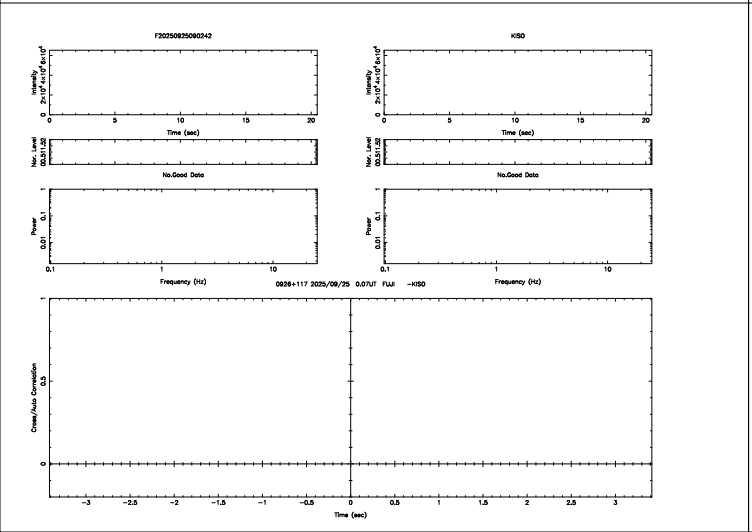
F20250925090242
KISO
No.Good Data
0926+117 2025/09/25 0.07UT FUJI -KISO
Time (sec)
Frequency (Hz)
Cross/Auto Correlation

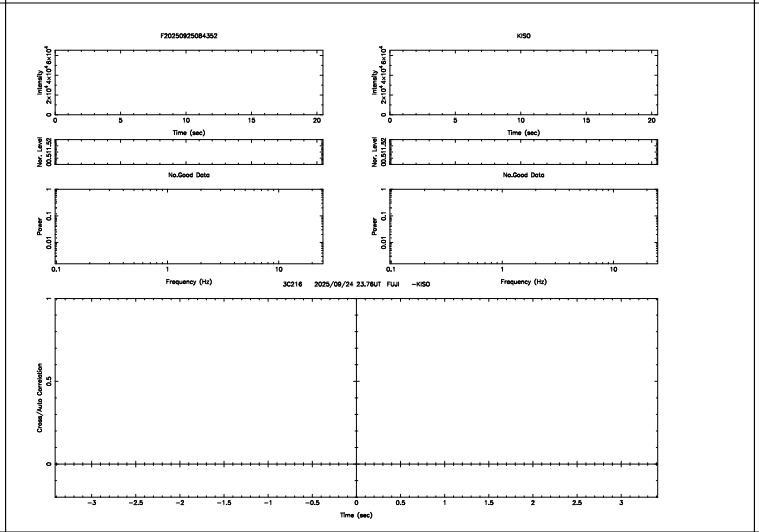
F20250925084352
KISO
No.Good Data
3C216 2025/09/24 23.78UT FUJI -KISO
Time (sec)
Frequency (Hz)
Cross/Auto Correlation

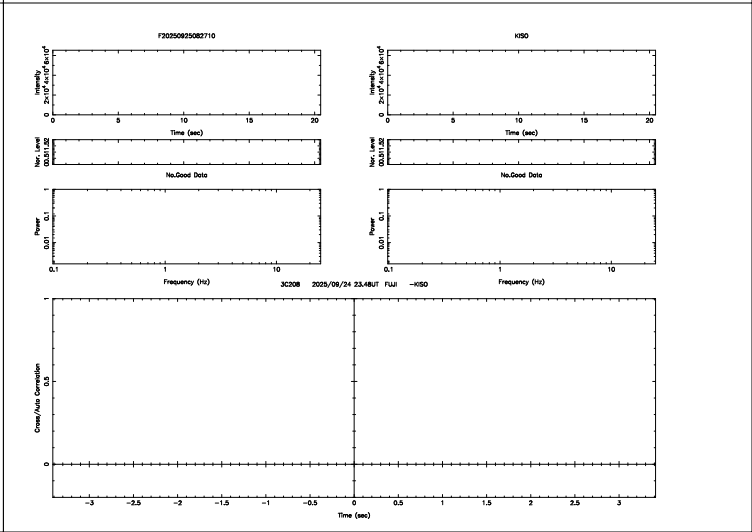
F20250925082710
KISO
No.Good Data
3C208 2025/09/24 23.48UT FUJI -KISO
Time (sec)
Frequency (Hz)
Cross/Auto Correlation

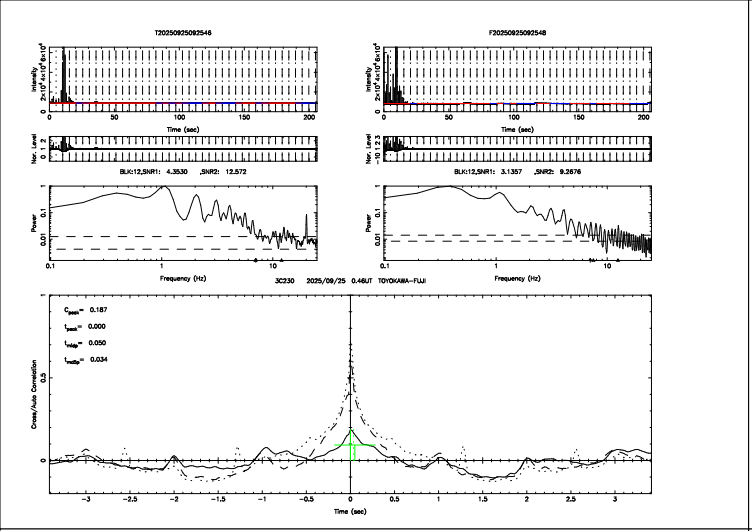
T20250925092546
F20250925092548
BLK:12,SNR1: 4.3530 ,SNR2: 12.572
BLK:12,SNR1: 3.1357 ,SNR2: 9.2676
3C230 2025/09/25 0.46UT TOYOKAWA-FUJI
C_peak= 0.187
t_peak= 0.000
t_rise= 0.050
t_fall= 0.034

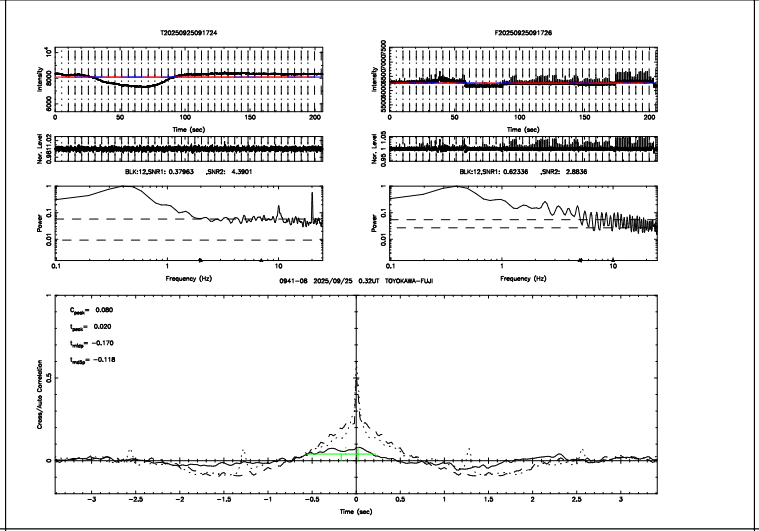
T20250925091724
F20250925091726
BLK:12,SNR1: 0.37963 ,SNR2: 4.3901
BLK:12,SNR1: 0.62336 ,SNR2: 2.8836
0941-08 2025/09/25 0.32UT TOYOKAWA-FUJI
C_peak= 0.080
t_peak= 0.020
t_rise= -0.170
t_fall= -0.118

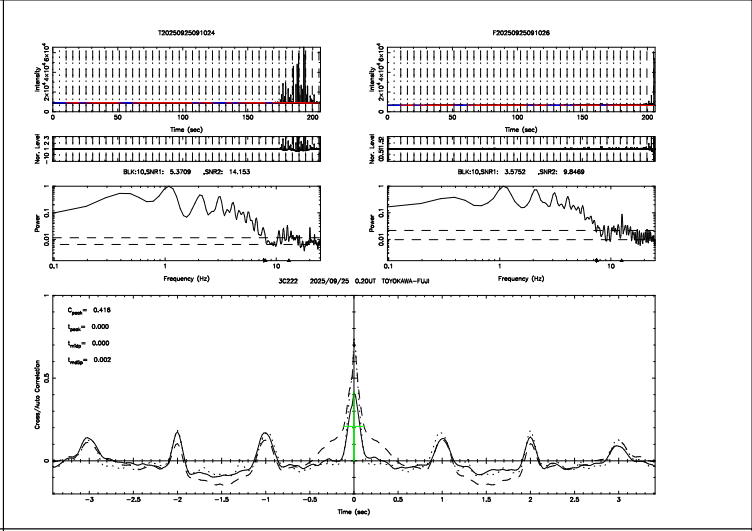
T20250925091024
F20250925091026
BLK:10,SNR1: 5.3709 ,SNR2: 14.153
BLK:10,SNR1: 3.5752 ,SNR2: 9.8469
3C222 2025/09/25 0.20UT TOYOKAWA-FUJI
C_peak= 0.416
t_peak= 0.000
t_rise= 0.000
t_fall= 0.002

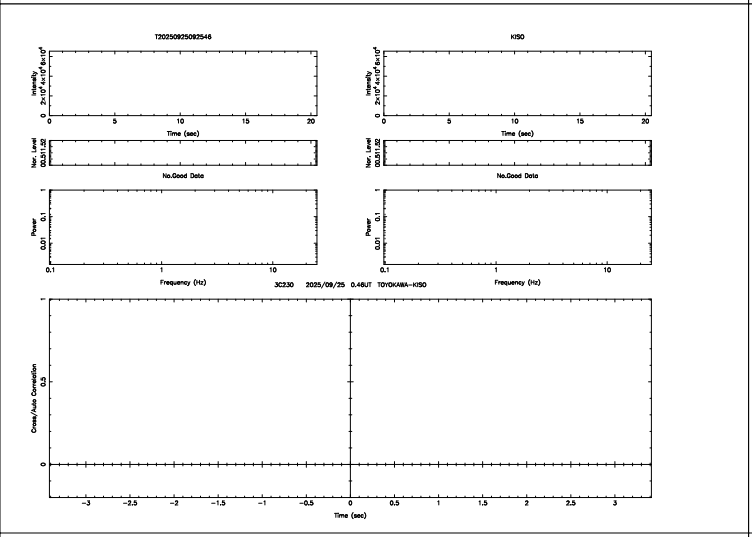
T20250925092546
KISO
No.Good Data
3C230 2025/09/25 0.46UT TOYOKAWA-KISO

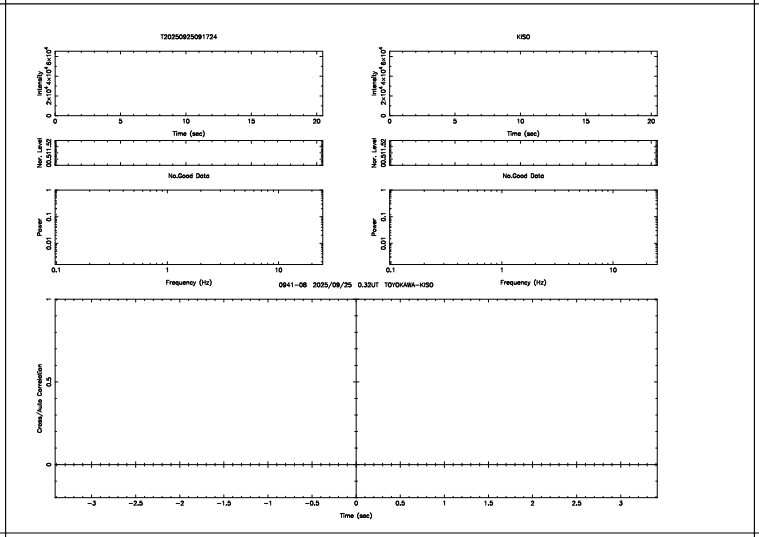
T20250925091724
KISO
No.Good Data
0941-08 2025/09/25 0.32UT TOYOKAWA-KISO

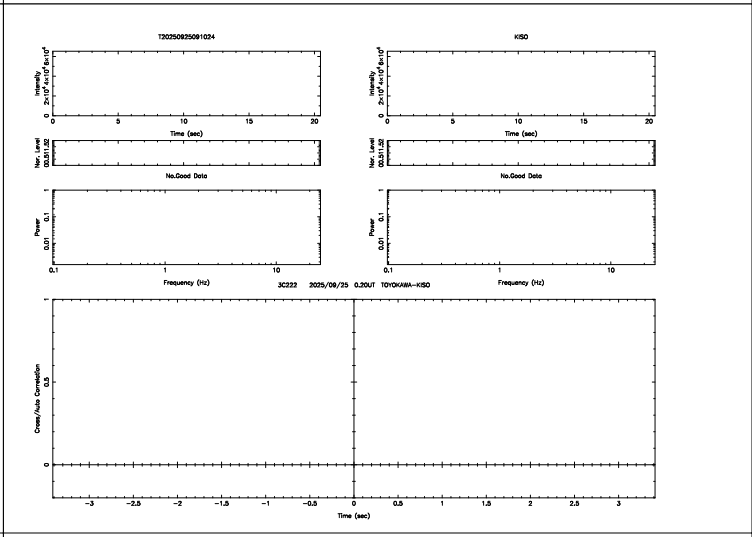
T20250925091024
KISO
No.Good Data
3C222 2025/09/25 0.20UT TOYOKAWA-KISO

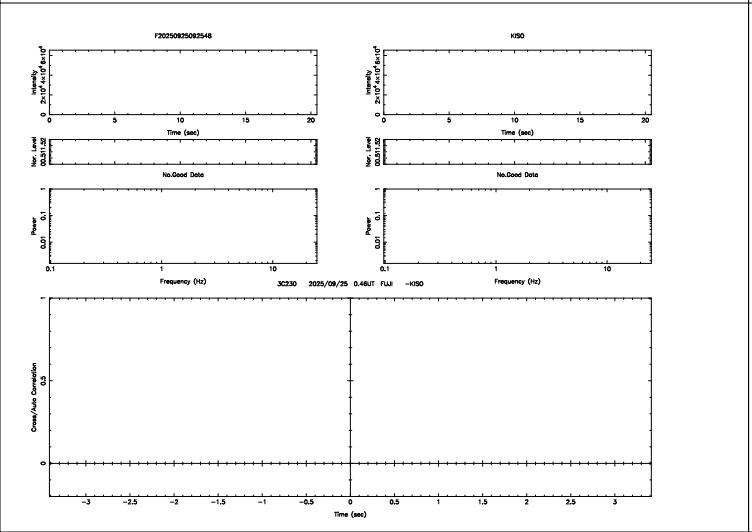
F20250925092548
KISO
No.Good Data
3C230 2025/09/25 0.46UT FUJI -KISO

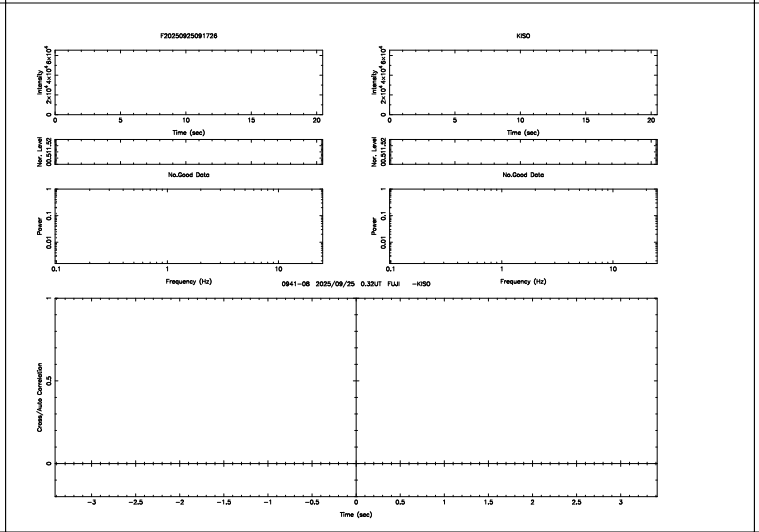
F20250925091726
KISO
No.Good Data
0941-08 2025/09/25 0.32UT FUJI -KISO

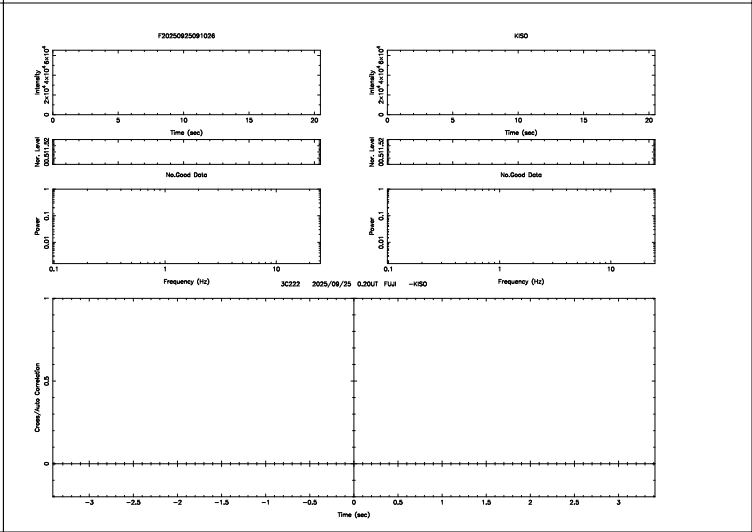
F20250925091026
KISO
No.Good Data
3C222 2025/09/25 0.20UT FUJI -KISO

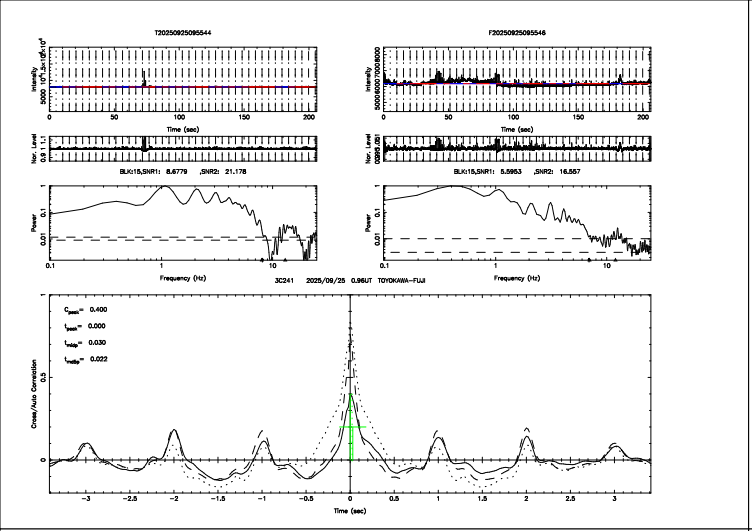
T20250925095544
F20250925095546
BLK:15,SNR1: 8.6779 ,SNR2: 21.178
BLK:15,SNR1: 5.5953 ,SNR2: 16.557
3C241 2025/09/25 0.96UT TOYOKAWA-FUJI
Cpeak= 0.400
tpeak= 0.000
tstart= 0.030
tstop= 0.022
Time (sec)
Frequency (Hz)
Cross/Auto Correlation

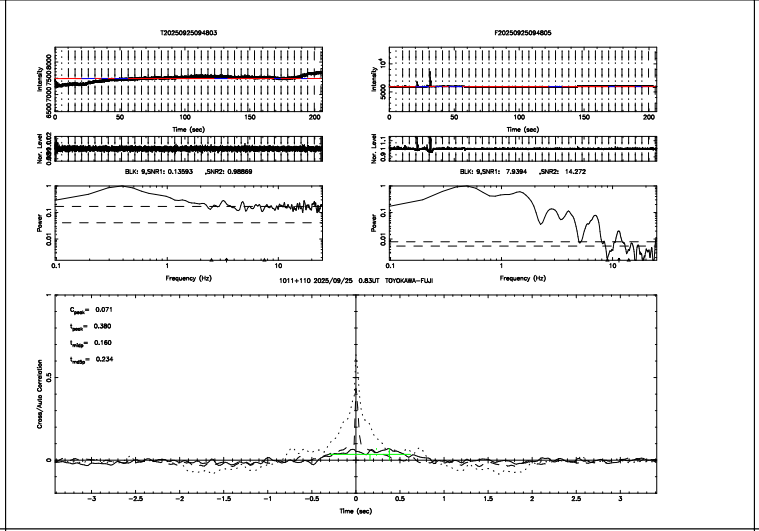
T20250925094803
F20250925094805
BLK: 9,SNR1: 0.13593 ,SNR2: 0.98869
BLK: 9,SNR1: 7.9394 ,SNR2: 14.272
1011+110 2025/09/25 0.83UT TOYOKAWA-FUJI
Cpeak= 0.071
tpeak= 0.380
tstart= 0.160
tstop= 0.234
Time (sec)
Frequency (Hz)
Cross/Auto Correlation

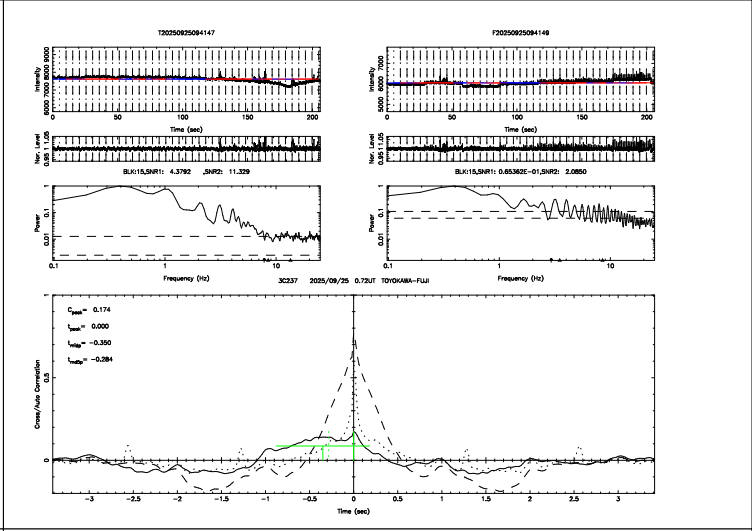
T20250925094147
F20250925094149
BLK:15,SNR1: 4.3792 ,SNR2: 11.329
BLK:15,SNR1: 0.65362E-01,SNR2: 2.0850
3C237 2025/09/25 0.72UT TOYOKAWA-FUJI
Cpeak= 0.174
tpeak= 0.000
tstart= -0.350
tstop= -0.284
Time (sec)
Frequency (Hz)
Cross/Auto Correlation

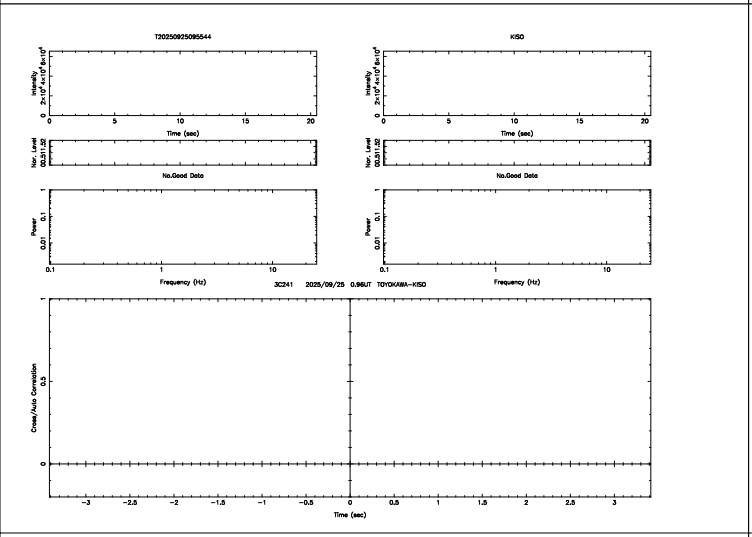
T20250925095544
KISO
No.Good Data
3C241 2025/09/25 0.96UT TOYOKAWA-KISO
Time (sec)
Frequency (Hz)
Cross/Auto Correlation


T20250925094803
KISO
No.Good Data
1011+110 2025/09/25 0.83UT TOYOKAWA-KISO
Time (sec)
Frequency (Hz)
Cross/Auto Correlation

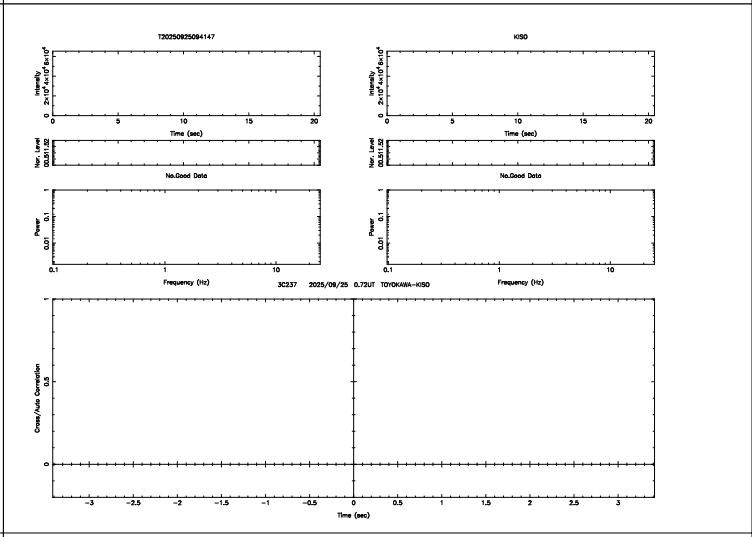
T20250925094147
KISO
No.Good Data
3C237 2025/09/25 0.72UT TOYOKAWA-KISO
Time (sec)
Frequency (Hz)
Cross/Auto Correlation

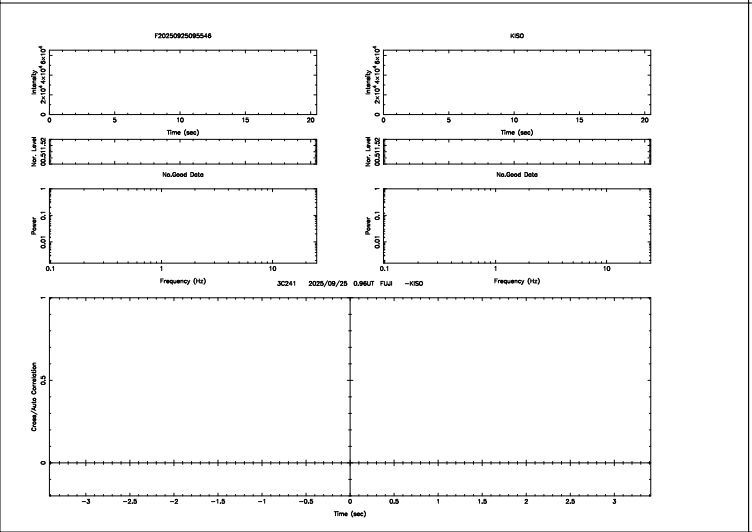
F20250925095546
KISO
No.Good Data
3C241 2025/09/25 0.96UT FUJI -KISO
Time (sec)
Frequency (Hz)
Cross/Auto Correlation

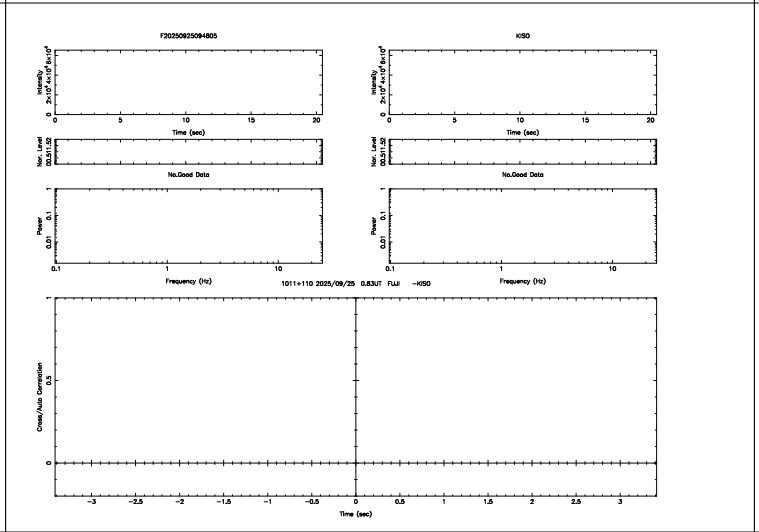
F20250925094805
KISO
No.Good Data
1011+110 2025/09/25 0.83UT FUJI -KISO
Time (sec)
Frequency (Hz)
Cross/Auto Correlation

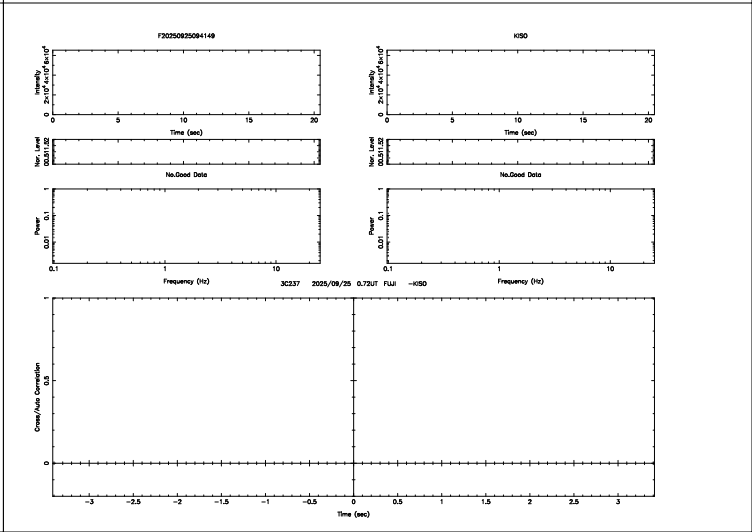
F20250925094149
KISO
No.Good Data
3C237 2025/09/25 0.72UT FUJI -KISO
Time (sec)
Frequency (Hz)
Cross/Auto Correlation

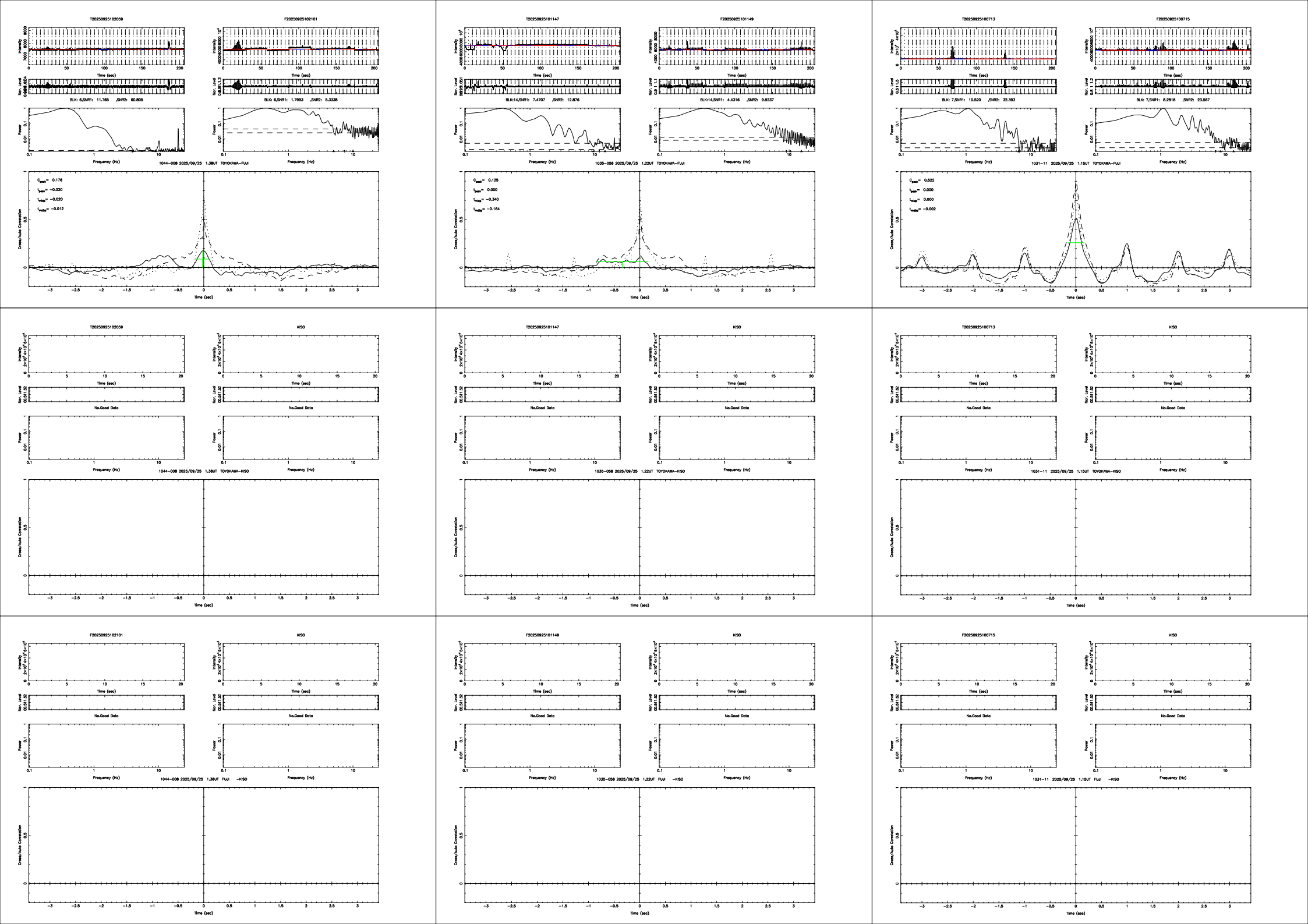
T20250925102059
F20250925102101
BLK: 6,SNR1: 11.765 ,SNR2: 60.805
BLK: 6,SNR1: 1.7993 ,SNR2: 5.3338
1044-008 2025/09/25 1.38UT TOYOKAWA-FUJI
T20250925101147
F20250925101149
BLK:14,SNR1: 7.4707 ,SNR2: 12.876
BLK:14,SNR1: 4.4316 ,SNR2: 9.9237
1035-058 2025/09/25 1.22UT TOYOKAWA-FUJI
T20250925100713
F20250925100715
BLK: 7,SNR1: 10.520 ,SNR2: 32.393
BLK: 7,SNR1: 8.2818 ,SNR2: 23.567
1031-11 2025/09/25 1.15UT TOYOKAWA-FUJI
T20250925102059
KISO
1044-008 2025/09/25 1.38UT TOYOKAWA-KISO
T20250925101147
KISO
1035-058 2025/09/25 1.22UT TOYOKAWA-KISO
T20250925100713
KISO
1031-11 2025/09/25 1.15UT TOYOKAWA-KISO
F20250925102101
KISO
1044-008 2025/09/25 1.38UT FUJI -KISO
F20250925101149
KISO
1035-058 2025/09/25 1.22UT FUJI -KISO
F20250925100715
KISO
1031-11 2025/09/25 1.15UT FUJI -KISO
Intensity
Time (sec)
Nor. Level
Power
Frequency (Hz)
Cross/Auto Correlation
No.Good Data

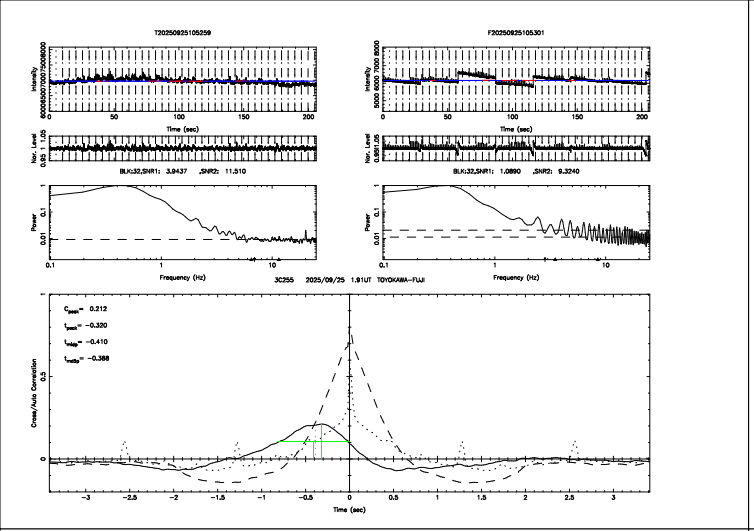
T20250925105259
F20250925105301
BLK:32,SNR1: 3.9437 ,SNR2: 11.010
BLK:32,SNR1: 1.0890 ,SNR2: 9.3240
3C255 2025/09/25 1.91UT TOYOKAWA-FUJI
C_{peak}= 0.212
t_{peak}= −0.320
t_{edge}= −0.410
t_{centr}= −0.388

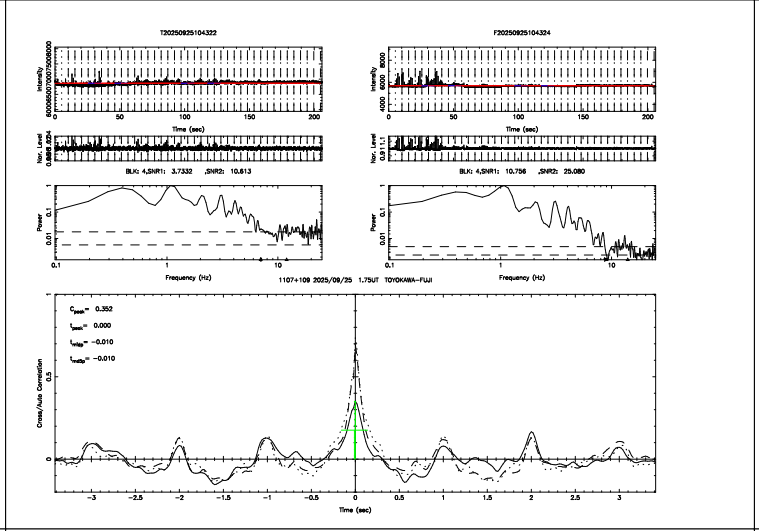
T20250925104322
F20250925104324
BLK: 4,SNR1: 3.7332 ,SNR2: 10.613
BLK: 4,SNR1: 10.756 ,SNR2: 25.080
1107+109 2025/09/25 1.75UT TOYOKAWA-FUJI
C_{peak}= 0.352
t_{peak}= 0.000
t_{edge}= −0.010
t_{centr}= −0.010

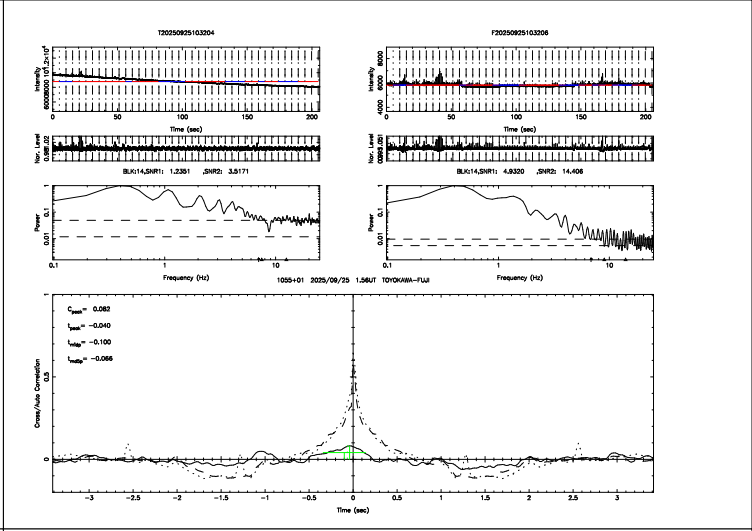
T20250925103204
F20250925103206
BLK:14,SNR1: 1.2351 ,SNR2: 3.5171
BLK:14,SNR1: 4.9320 ,SNR2: 14.406
1055+01 2025/09/25 1.56UT TOYOKAWA-FUJI
C_{peak}= 0.082
t_{peak}= −0.040
t_{edge}= −0.100
t_{centr}= −0.066

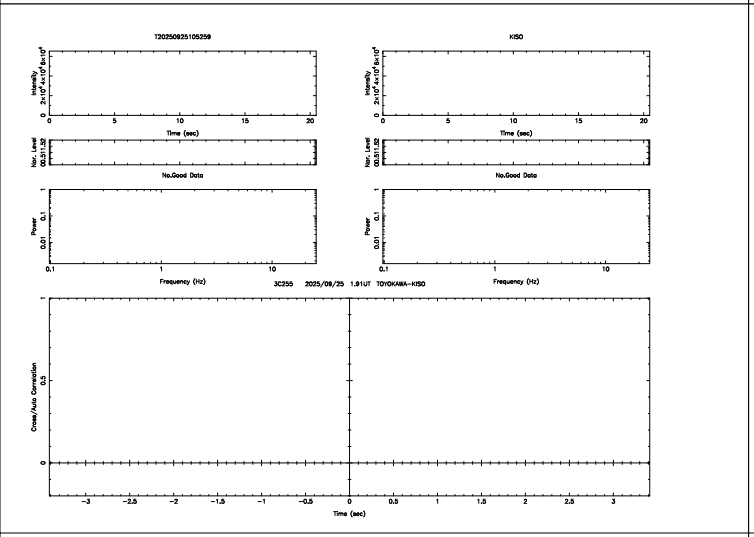
T20250925105259
KISO
No.Good Data
3C255 2025/09/25 1.91UT TOYOKAWA-KISO

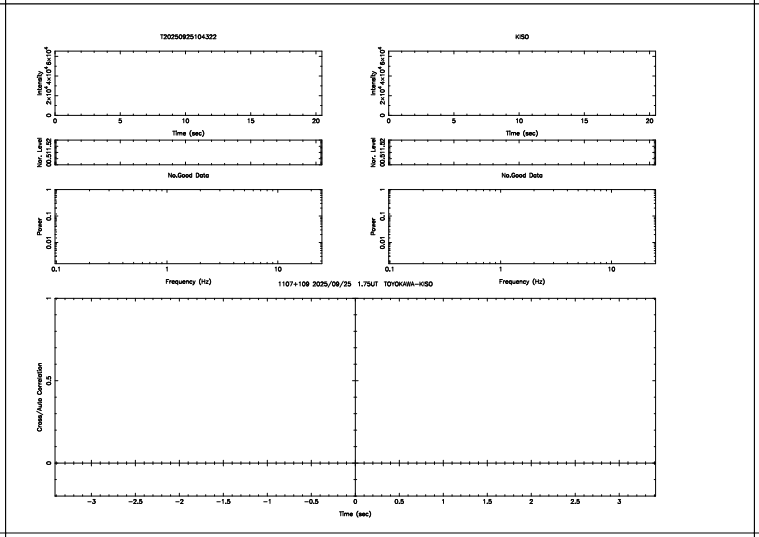
T20250925104322
KISO
No.Good Data
1107+109 2025/09/25 1.75UT TOYOKAWA-KISO

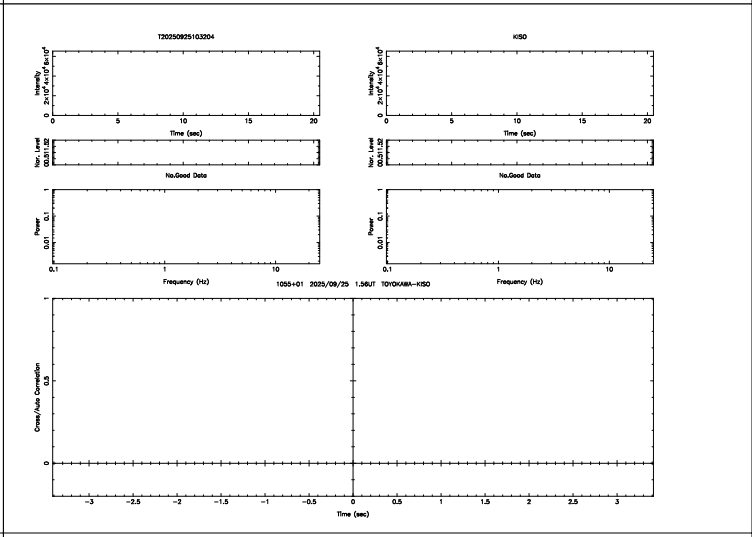
T20250925103204
KISO
No.Good Data
1055+01 2025/09/25 1.56UT TOYOKAWA-KISO

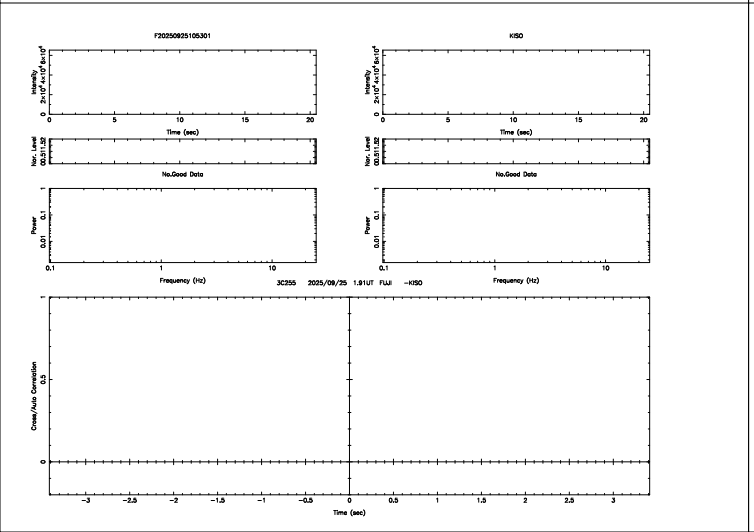
F20250925105301
KISO
No.Good Data
3C255 2025/09/25 1.91UT FUJI -KISO

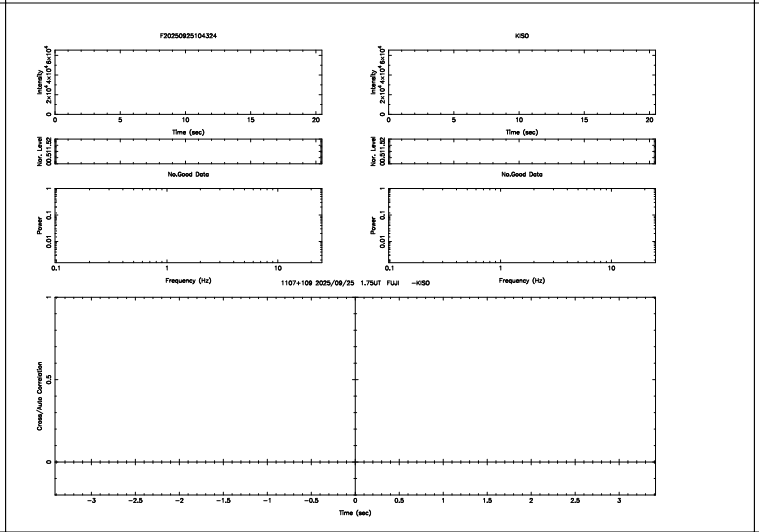
F20250925104324
KISO
No.Good Data
1107+109 2025/09/25 1.75UT FUJI -KISO

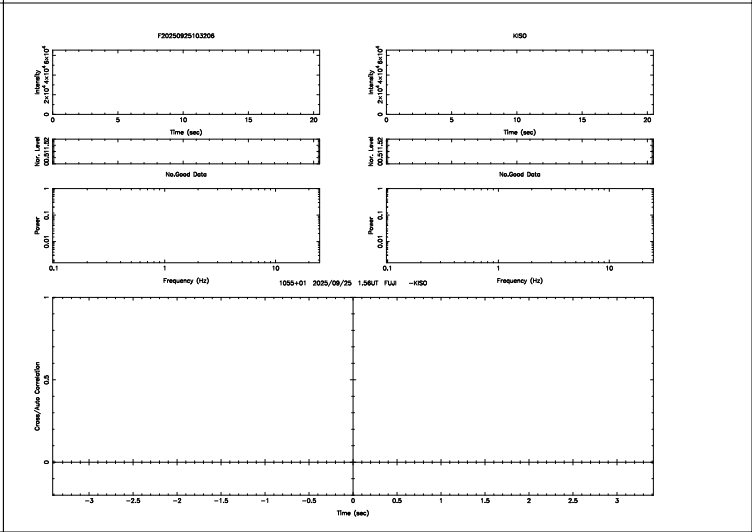
F20250925103206
KISO
No.Good Data
1055+01 2025/09/25 1.56UT FUJI -KISO

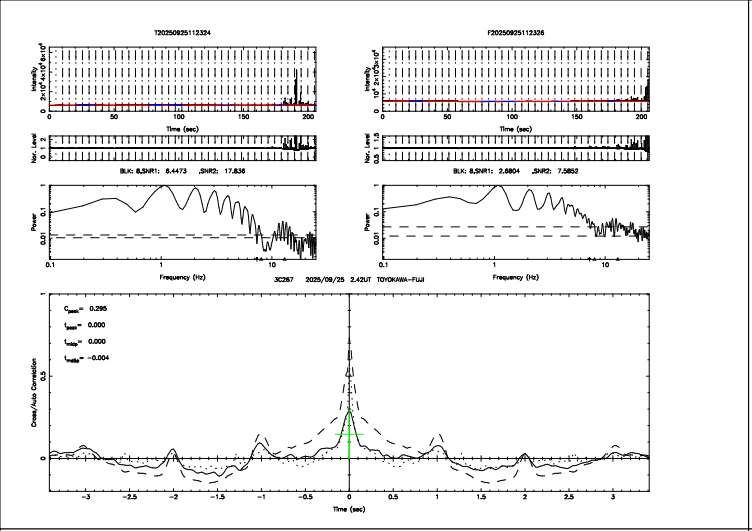
T20250925112324
T20250925112326
BLK: 8,SNR1: 6.4473 ,SNR2: 17.836
BLK: 8,SNR1: 2.6804 ,SNR2: 7.5852
3C267 2025/09/25 2.42UT TOYOKAWA-FUJI
C_{peak}= 0.295
t_{peak}= 0.000
t_{ntdy}= 0.000
t_{ntdy}= −0.004

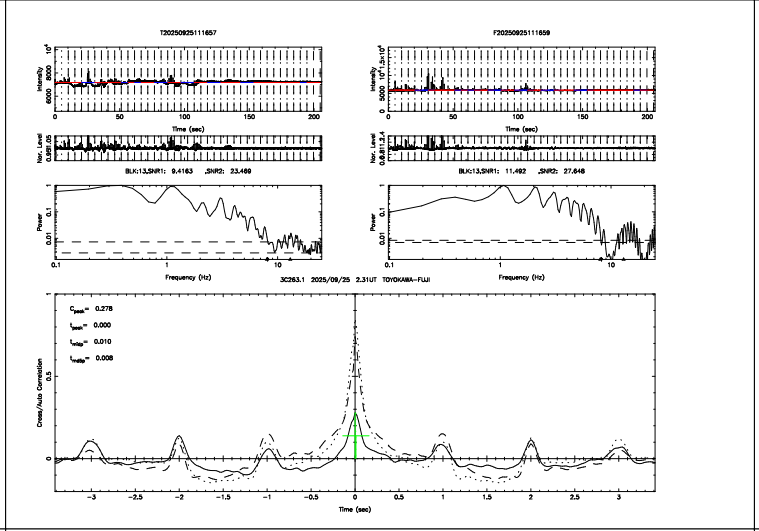
T20250925111657
F20250925111659
BLK:13,SNR1: 9.4163 ,SNR2: 23.469
BLK:13,SNR1: 11.492 ,SNR2: 27.648
3C263.1 2025/09/25 2.31UT TOYOKAWA-FUJI
C_{peak}= 0.278
t_{peak}= 0.000
t_{ntdy}= 0.010
t_{ntdy}= 0.008

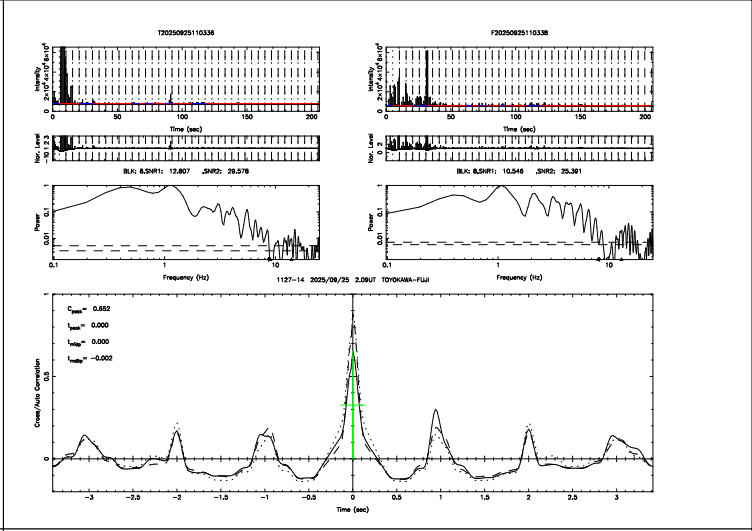
T20250925110336
F20250925110338
BLK: 8,SNR1: 12.807 ,SNR2: 29.578
BLK: 8,SNR1: 10.546 ,SNR2: 25.391
1127-14 2025/09/25 2.09UT TOYOKAWA-FUJI
C_{peak}= 0.652
t_{peak}= 0.000
t_{ntdy}= 0.000
t_{ntdy}= −0.002

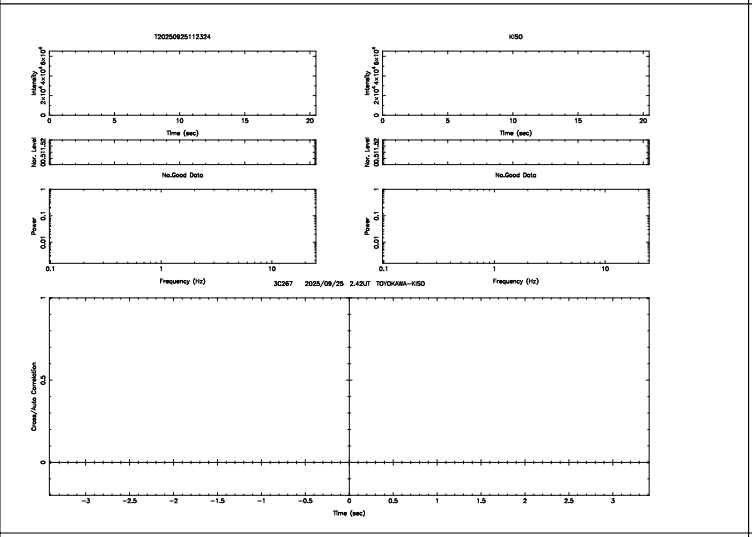
T20250925112324
KISO
No.Good Data
3C267 2025/09/25 2.42UT TOYOKAWA-KISO

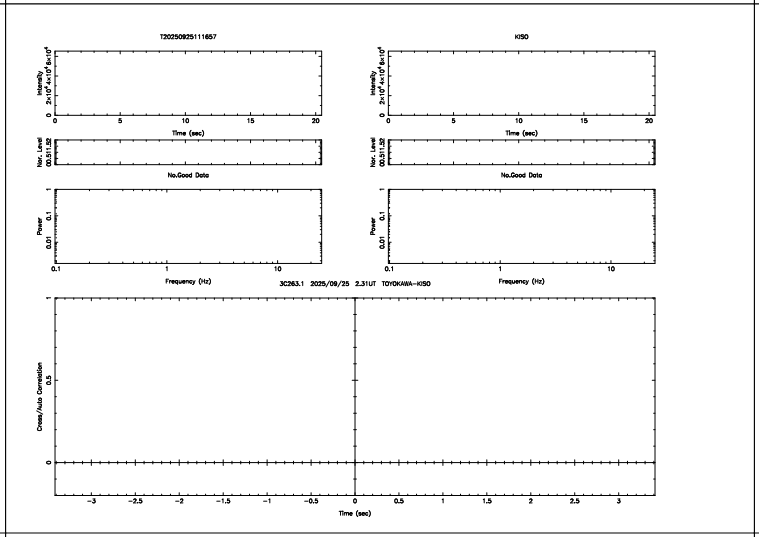
T20250925111657
KISO
No.Good Data
3C263.1 2025/09/25 2.31UT TOYOKAWA-KISO

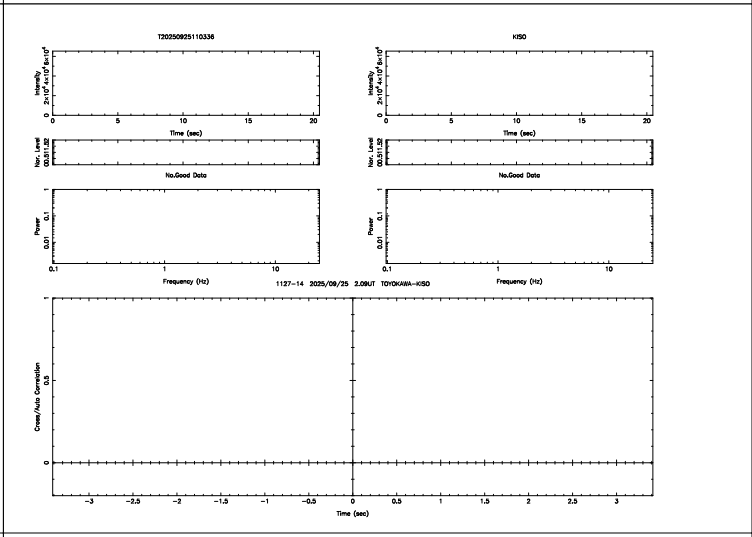
T20250925110336
KISO
No.Good Data
1127-14 2025/09/25 2.09UT TOYOKAWA-KISO

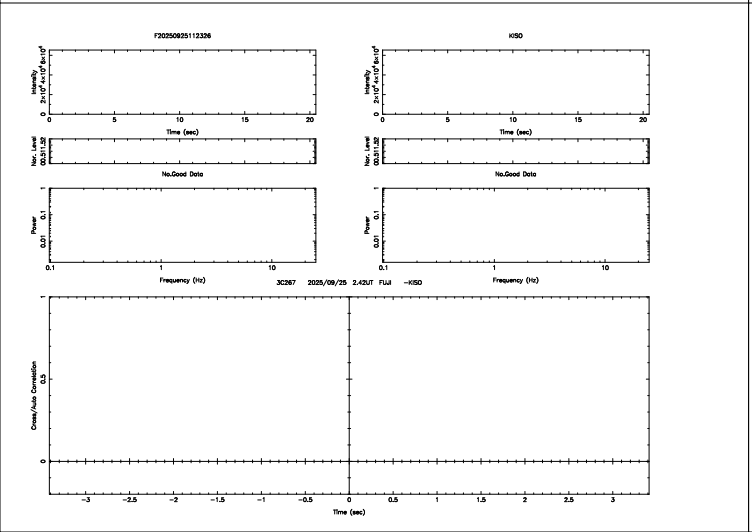
F20250925112326
KISO
No.Good Data
3C267 2025/09/25 2.42UT FUJI -KISO

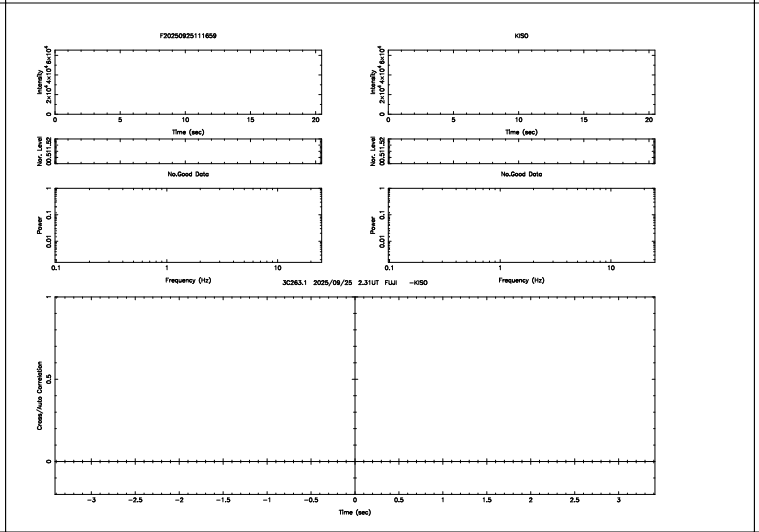
F20250925111659
KISO
No.Good Data
3C263.1 2025/09/25 2.31UT FUJI -KISO

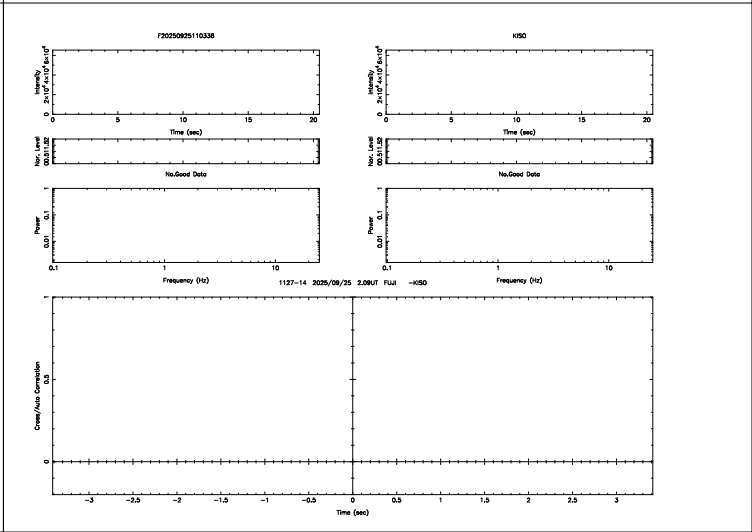
F20250925110338
KISO
No.Good Data
1127-14 2025/09/25 2.09UT FUJI -KISO


T20250925121540
F20250925121542
BLK:20,SNR1: 0.36938 ,SNR2: 2.8191
BLK:20,SNR1: 0.58719 ,SNR2: 3.2923
3C275 2025/09/25 3.29UT TOYOKAWA-FUJI
T20250925120229
F20250925120231
BLK: 3,SNR1: 2.5294 ,SNR2: 3.9416
BLK: 3,SNR1: 1.1597 ,SNR2: 3.3459
3C273 2025/09/25 3.07UT TOYOKAWA-FUJI
T20250925114912
F20250925114914
BLK: 8,SNR1: 12.698 ,SNR2: 30.662
BLK: 8,SNR1: 11.307 ,SNR2: 26.844
1213-17 2025/09/25 2.85UT TOYOKAWA-FUJI
T20250925121540
KISO
3C275 2025/09/25 3.29UT TOYOKAWA-KISO
T20250925120229
KISO
3C273 2025/09/25 3.07UT TOYOKAWA-KISO
T20250925114912
KISO
1213-17 2025/09/25 2.85UT TOYOKAWA-KISO
F20250925121542
KISO
3C275 2025/09/25 3.29UT FUJI -KISO
F20250925120231
KISO
3C273 2025/09/25 3.07UT FUJI -KISO
F20250925114914
KISO
1213-17 2025/09/25 2.85UT FUJI -KISO
Intensity
Time (sec)
Nor. Level
Power
Frequency (Hz)
Cross/Auto Correlation
No.Good Data

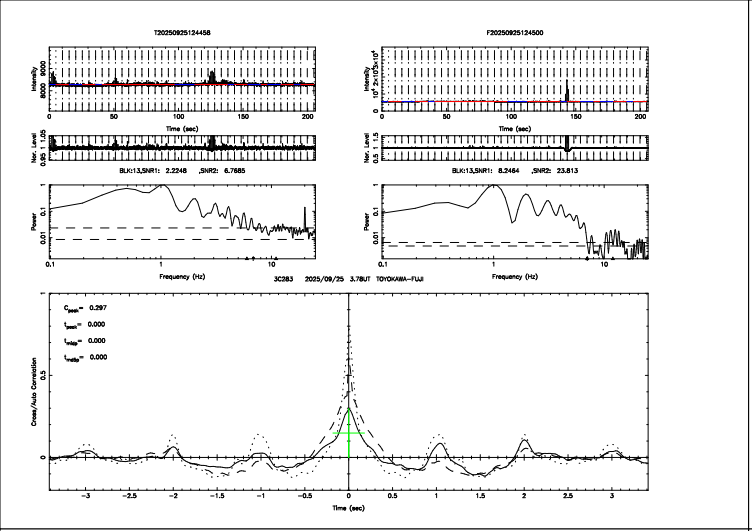
T20250925124458
F20250925124500
BLK:13,SNR1: 2.2248 ,SNR2: 6.7685
BLK:13,SNR1: 8.2464 ,SNR2: 23.813
3C283 2025/09/25 3.78UT TOYOKAWA-FUJI
C_peak= 0.397
t_peak= 0.000
t_edge= 0.000
t_edge= 0.000

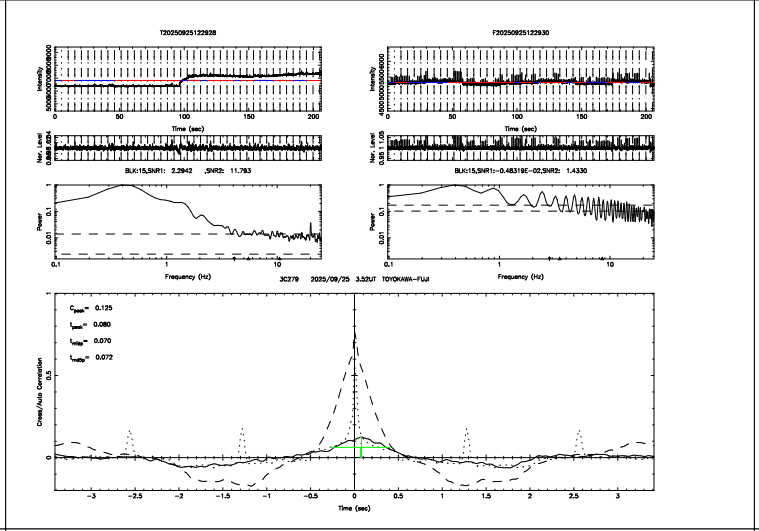
T20250925122928
F20250925122930
BLK:15,SNR1: 2.2942 ,SNR2: 11.793
BLK:15,SNR1:-0.48319E-02,SNR2: 1.4330
3C279 2025/09/25 3.52UT TOYOKAWA-FUJI
C_peak= 0.125
t_peak= 0.080
t_edge= 0.070
t_edge= 0.072

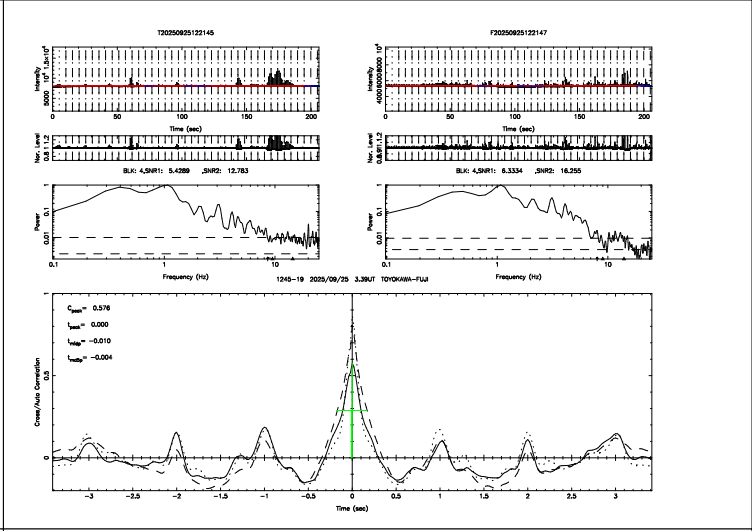
T20250925122145
F20250925122147
BLK: 4,SNR1: 5.4289 ,SNR2: 12.783
BLK: 4,SNR1: 8.3334 ,SNR2: 16.255
1245-19 2025/09/25 3.39UT TOYOKAWA-FUJI
C_peak= 0.576
t_peak= 0.000
t_edge= -0.010
t_edge= -0.004


T20250925124458
KISO
No.Good Data
3C283 2025/09/25 3.78UT TOYOKAWA-KISO

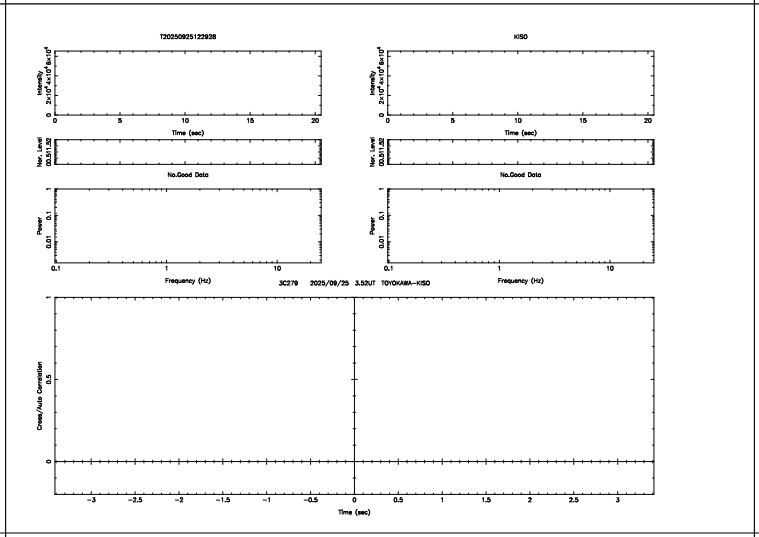
T20250925122928
KISO
No.Good Data
3C279 2025/09/25 3.52UT TOYOKAWA-KISO

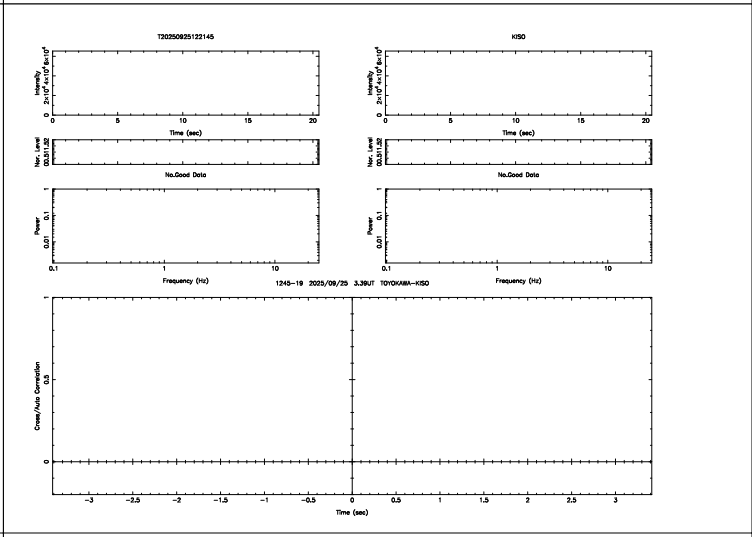
T20250925122145
KISO
No.Good Data
1245-19 2025/09/25 3.39UT TOYOKAWA-KISO

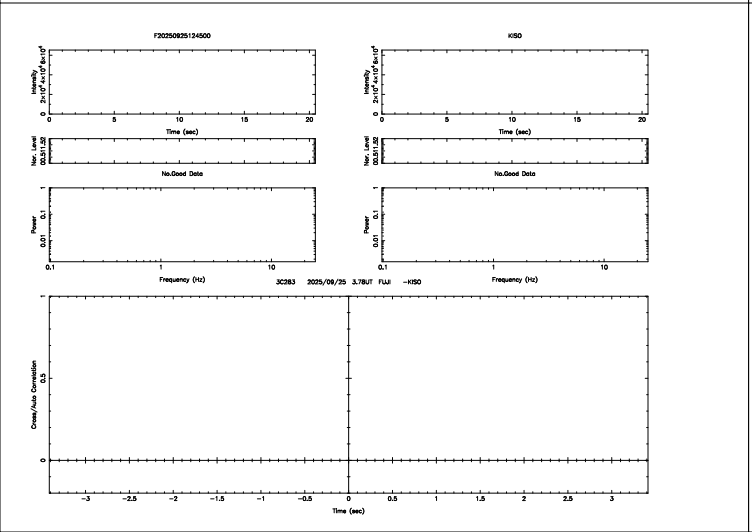
F20250925124500
KISO
No.Good Data
3C283 2025/09/25 3.78UT FUJI -KISO

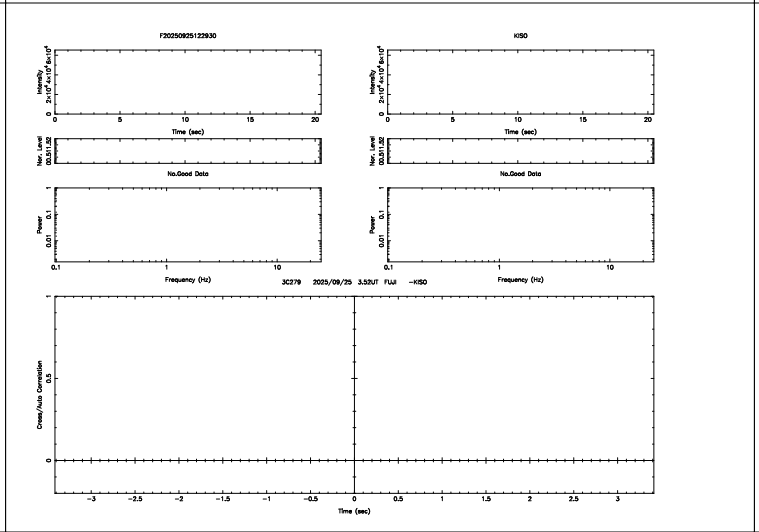
F20250925122930
KISO
No.Good Data
3C279 2025/09/25 3.52UT FUJI -KISO

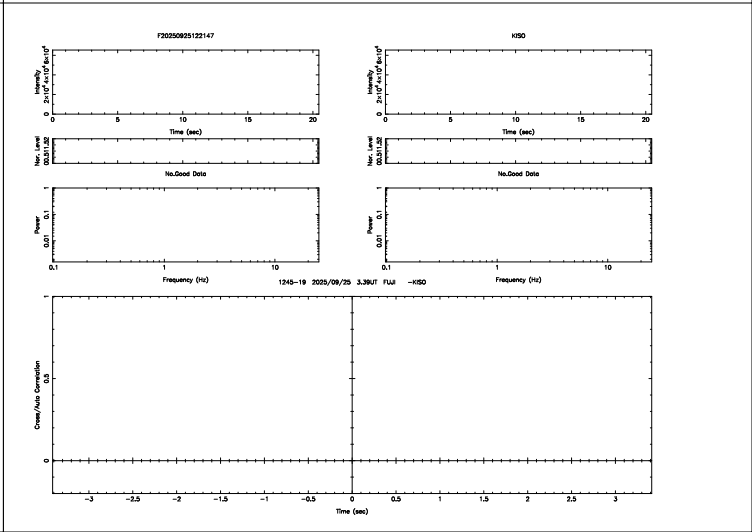
F20250925122147
KISO
No.Good Data
1245-19 2025/09/25 3.39UT FUJI -KISO

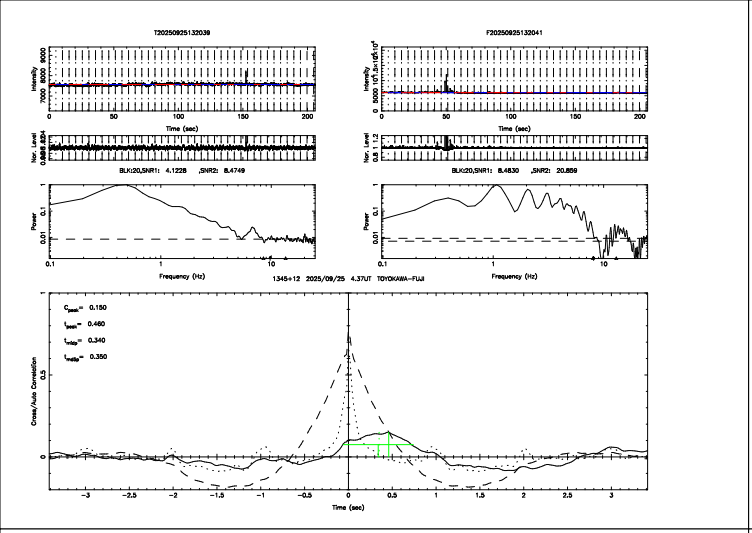
T20250925132039
F20250925132041
BLK:20,SNR1: 4.1228 ,SNR2: 8.4749
BLK:20,SNR1: 8.4830 ,SNR2: 20.859
1345+12 2025/09/25 4.37UT TOYOKAWA-FUJI
C_peak= 0.150
t_peak= 0.460
t_rise= 0.340
t_fall= 0.350
Time (sec)
Frequency (Hz)
Cross/Auto Correlation

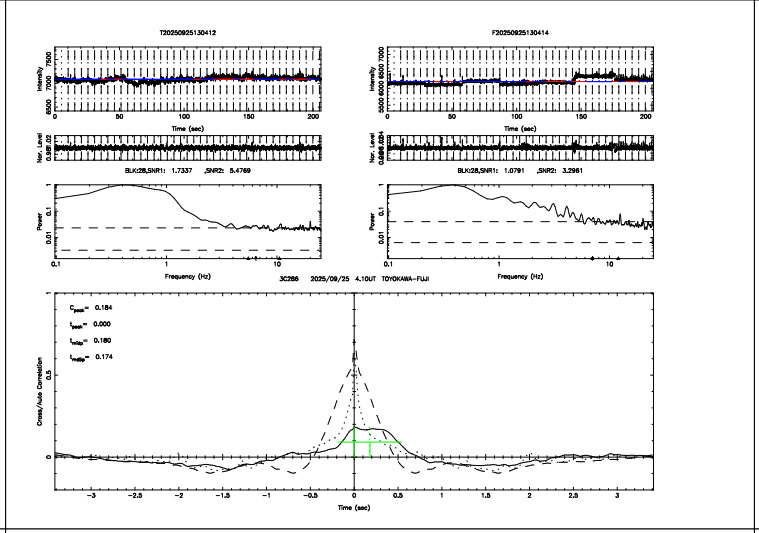
T20250925130412
F20250925130414
BLK:28,SNR1: 1.7337 ,SNR2: 5.4769
BLK:28,SNR1: 1.0791 ,SNR2: 3.2961
3C286 2025/09/25 4.10UT TOYOKAWA-FUJI
C_peak= 0.184
t_peak= 0.000
t_rise= 0.180
t_fall= 0.174
Time (sec)
Frequency (Hz)
Cross/Auto Correlation

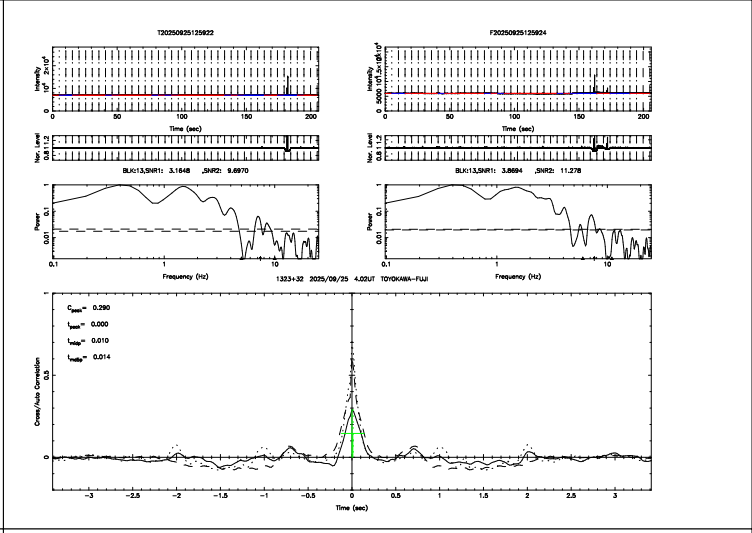
T20250925125922
F20250925125924
BLK:13,SNR1: 3.1648 ,SNR2: 9.6970
BLK:13,SNR1: 3.8694 ,SNR2: 11.278
1323+32 2025/09/25 4.02UT TOYOKAWA-FUJI
C_peak= 0.290
t_peak= 0.000
t_rise= 0.010
t_fall= 0.014
Time (sec)
Frequency (Hz)
Cross/Auto Correlation


T20250925132039
KISO
No.Good Data
1345+12 2025/09/25 4.37UT TOYOKAWA-KISO
Time (sec)
Frequency (Hz)
Cross/Auto Correlation

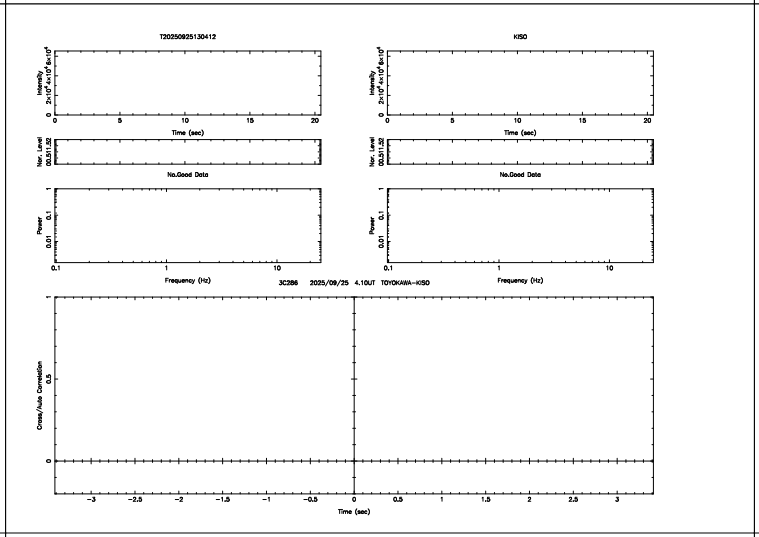
T20250925130412
KISO
No.Good Data
3C286 2025/09/25 4.10UT TOYOKAWA-KISO
Time (sec)
Frequency (Hz)
Cross/Auto Correlation

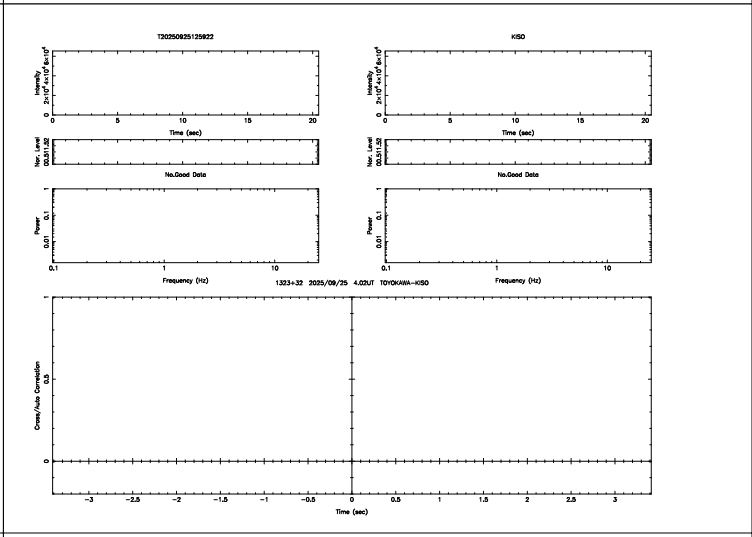
T20250925125922
KISO
No.Good Data
1323+32 2025/09/25 4.02UT TOYOKAWA-KISO
Time (sec)
Frequency (Hz)
Cross/Auto Correlation

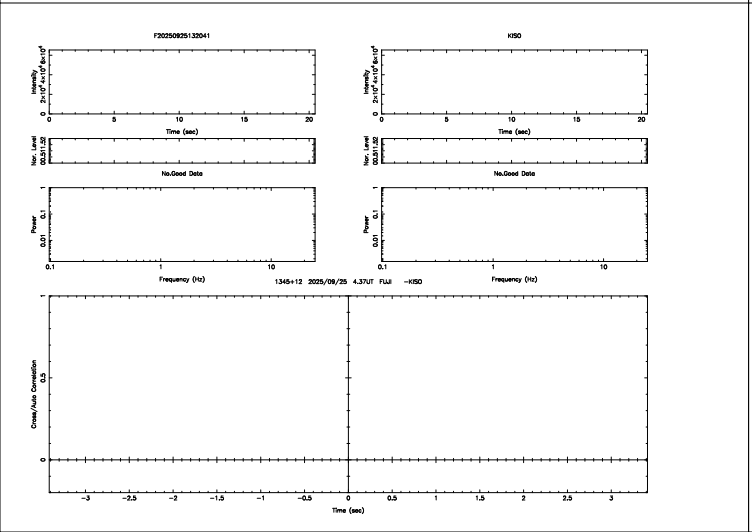
F20250925132041
KISO
No.Good Data
1345+12 2025/09/25 4.37UT FUJI -KISO
Time (sec)
Frequency (Hz)
Cross/Auto Correlation

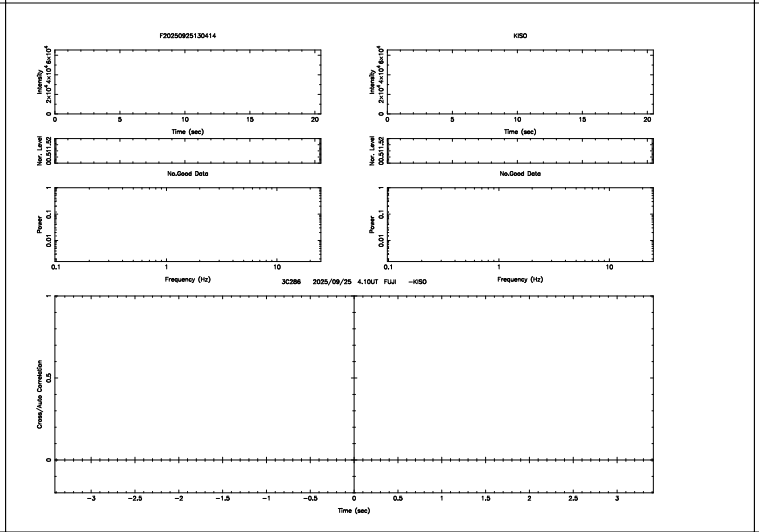
F20250925130414
KISO
No.Good Data
3C286 2025/09/25 4.10UT FUJI -KISO
Time (sec)
Frequency (Hz)
Cross/Auto Correlation

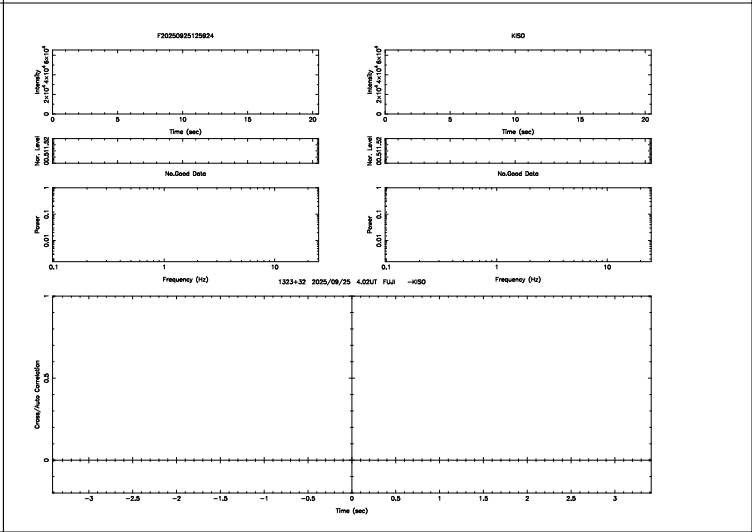
F20250925125924
KISO
No.Good Data
1323+32 2025/09/25 4.02UT FUJI -KISO
Time (sec)
Frequency (Hz)
Cross/Auto Correlation

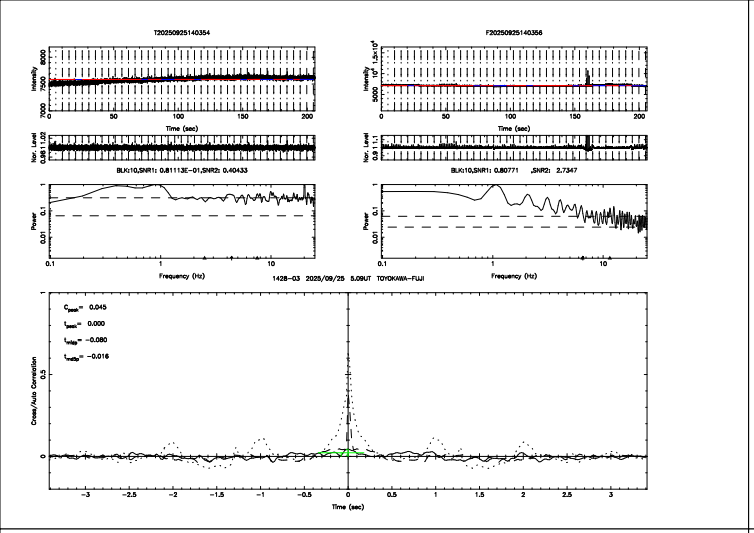
T20250925140354
F20250925140356
BLK:10,SNR1: 0.81113E-01,SNR2: 0.40433
BLK:10,SNR1: 0.80771 ,SNR2: 2.7347
1428-03 2025/09/25 5.09UT TOYOKAWA-FUJI
C_peak= 0.045
t_peak= 0.000
t_edge= -0.080
t_cntr= -0.016
Time (sec)
Frequency (Hz)
Cross/Auto Correlation

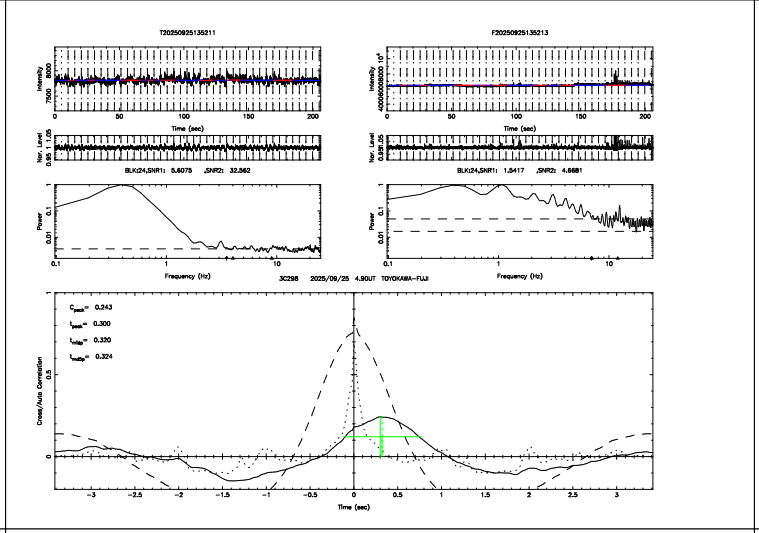
T20250925135211
F20250925135213
BLK:24,SNR1: 5.6075 ,SNR2: 32.562
BLK:24,SNR1: 1.5417 ,SNR2: 4.6681
3C298 2025/09/25 4.90UT TOYOKAWA-FUJI
C_peak= 0.243
t_peak= 0.300
t_edge= 0.320
t_cntr= 0.324
Time (sec)
Frequency (Hz)
Cross/Auto Correlation

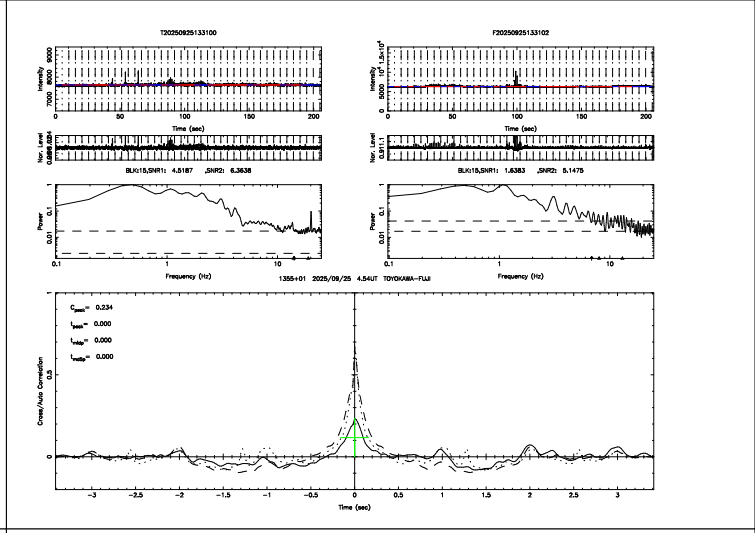
T20250925133100
F20250925133102
BLK:15,SNR1: 4.5187 ,SNR2: 6.3638
BLK:15,SNR1: 1.6383 ,SNR2: 5.1475
1355+01 2025/09/25 4.54UT TOYOKAWA-FUJI
C_peak= 0.234
t_peak= 0.000
t_edge= 0.000
t_cntr= 0.000
Time (sec)
Frequency (Hz)
Cross/Auto Correlation

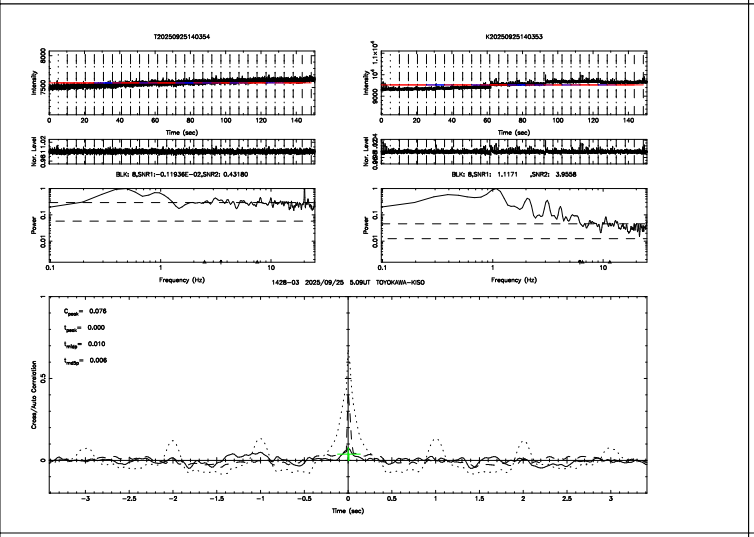
T20250925140354
K20250925140353
BLK: 8,SNR1: -0.11936E-02,SNR2: 0.43180
BLK: 8,SNR1: 1.1171 ,SNR2: 3.9558
1428-03 2025/09/25 5.09UT TOYOKAWA-KISO
C_peak= 0.076
t_peak= 0.000
t_edge= 0.010
t_cntr= 0.006
Time (sec)
Frequency (Hz)
Cross/Auto Correlation

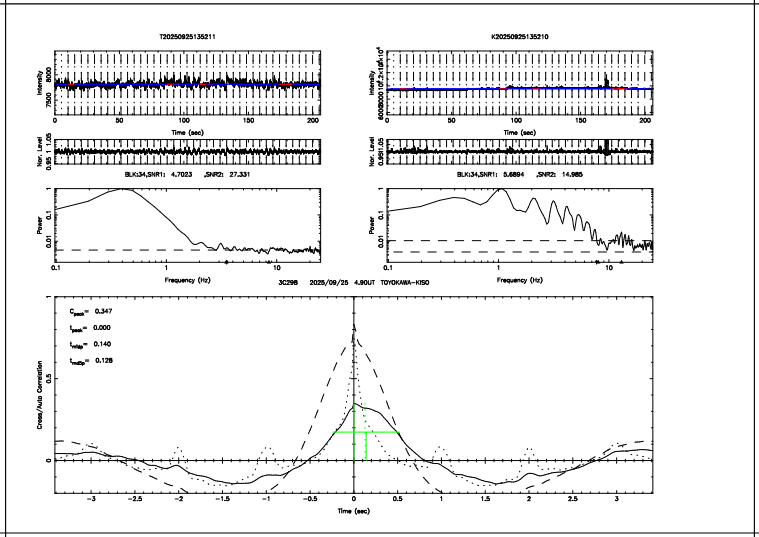
T20250925135211
K20250925135210
BLK:34,SNR1: 4.7023 ,SNR2: 27.331
BLK:34,SNR1: 5.6894 ,SNR2: 14.985
3C298 2025/09/25 4.90UT TOYOKAWA-KISO
C_peak= 0.347
t_peak= 0.000
t_edge= 0.140
t_cntr= 0.128
Time (sec)
Frequency (Hz)
Cross/Auto Correlation

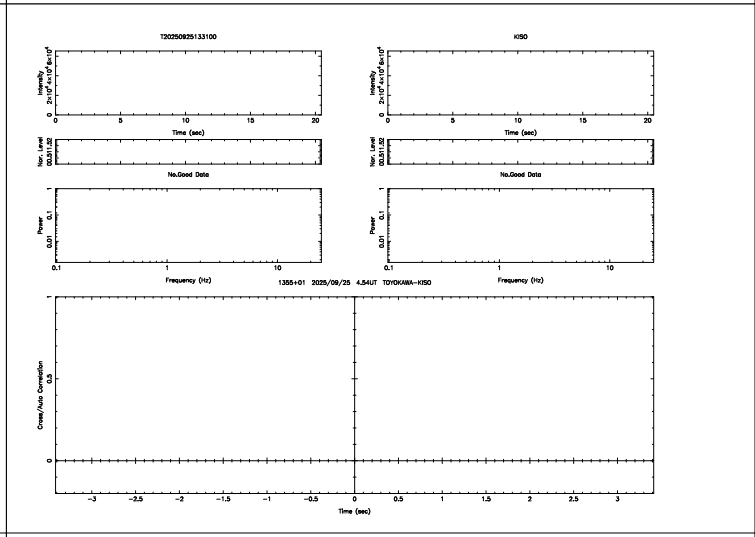
T20250925133100
KISO
No.Good Data
No.Good Data
1355+01 2025/09/25 4.54UT TOYOKAWA-KISO
Time (sec)
Frequency (Hz)
Cross/Auto Correlation

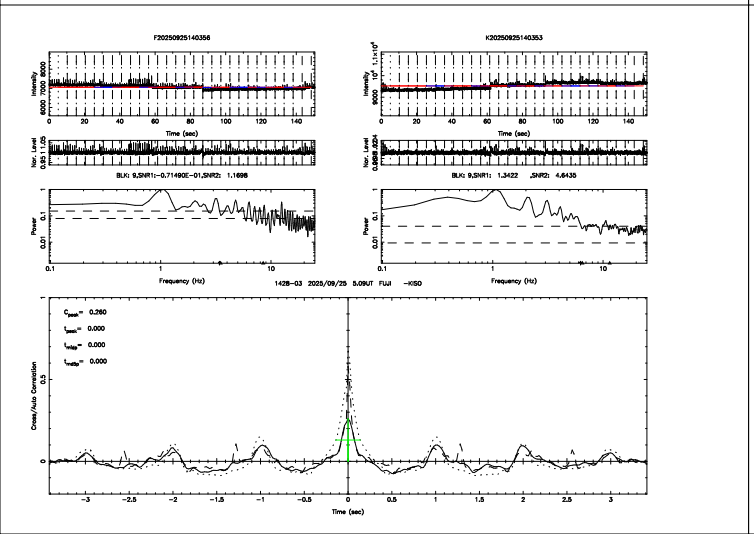
F20250925140356
K20250925140353
BLK: 9,SNR1: -0.71490E-01,SNR2: 1.1698
BLK: 9,SNR1: 1.3422 ,SNR2: 4.6435
1428-03 2025/09/25 5.09UT FUJI -KISO
C_peak= 0.260
t_peak= 0.000
t_edge= 0.000
t_cntr= 0.000
Time (sec)
Frequency (Hz)
Cross/Auto Correlation

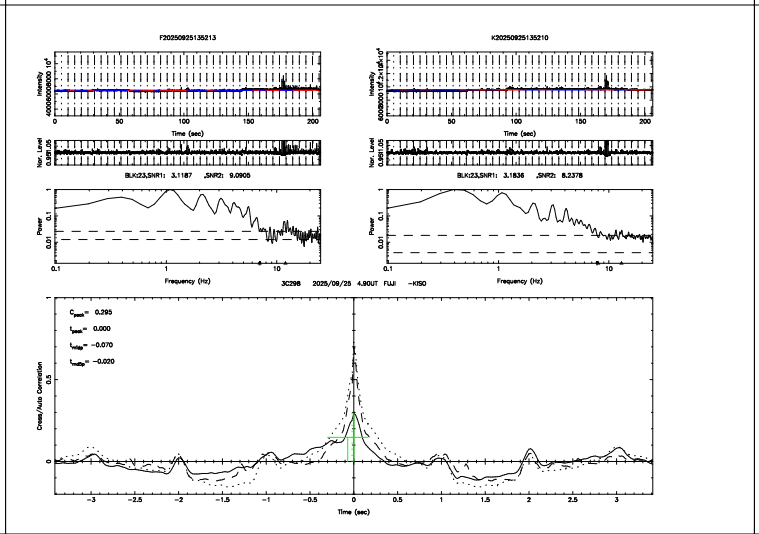
F20250925135213
K20250925135210
BLK:23,SNR1: 3.1187 ,SNR2: 9.0909
BLK:23,SNR1: 3.1836 ,SNR2: 8.2378
3C298 2025/09/25 4.90UT FUJI -KISO
C_peak= 0.295
t_peak= 0.000
t_edge= -0.070
t_cntr= -0.020
Time (sec)
Frequency (Hz)
Cross/Auto Correlation

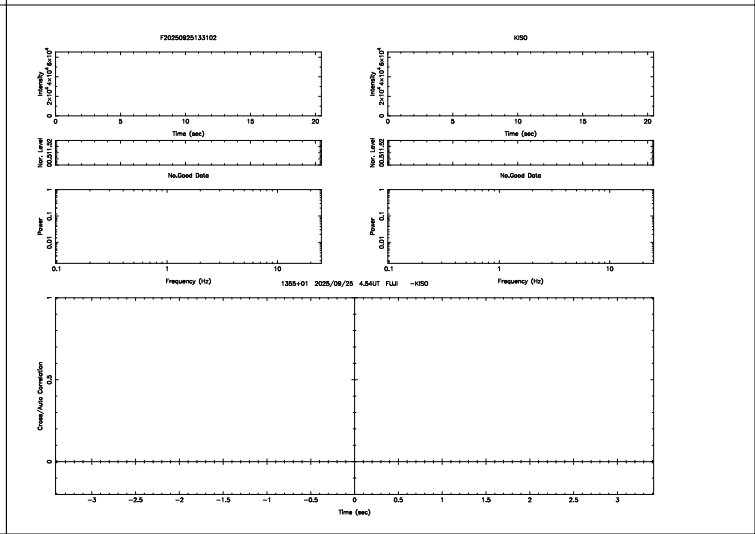
F20250925133102
KISO
No.Good Data
No.Good Data
1355+01 2025/09/25 4.54UT FUJI -KISO
Time (sec)
Frequency (Hz)
Cross/Auto Correlation

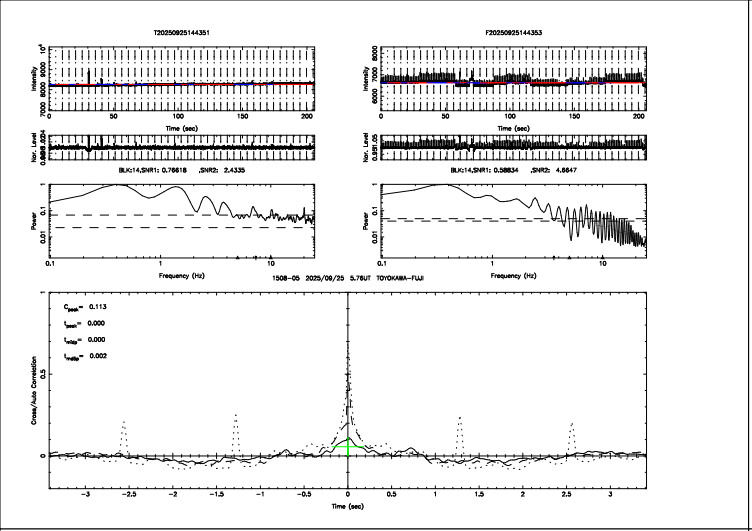
T20250925144351
F20250925144353
BLK:14,SNR1: 0.78618 ,SNR2: 2.4335
BLK:14,SNR1: 0.58834 ,SNR2: 4.6647
1508-05 2025/09/25 5.76UT TOYOKAWA-FUJI
C_peak= 0.113
t_peak= 0.000
t_rise= 0.000
t_valley= 0.002

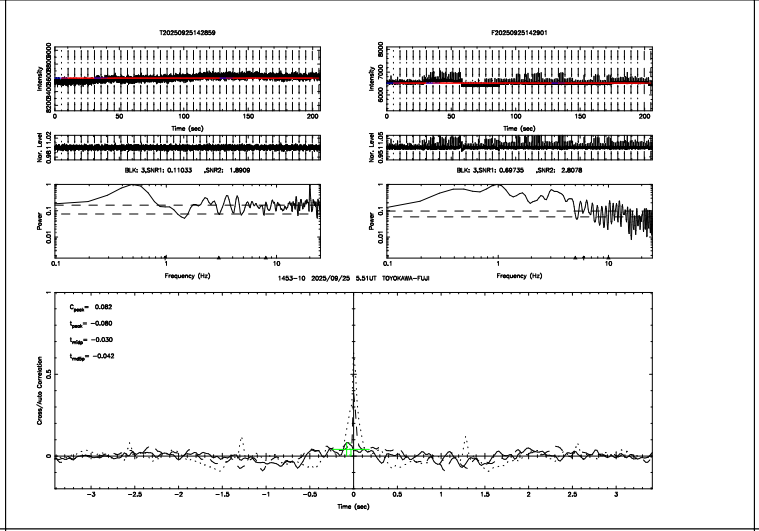
T20250925142859
F20250925142901
BLK: 3,SNR1: 0.11033 ,SNR2: 1.8909
BLK: 3,SNR1: 0.69735 ,SNR2: 2.8078
1453-10 2025/09/25 5.51UT TOYOKAWA-FUJI
C_peak= 0.082
t_peak= -0.060
t_rise= -0.030
t_valley= -0.042

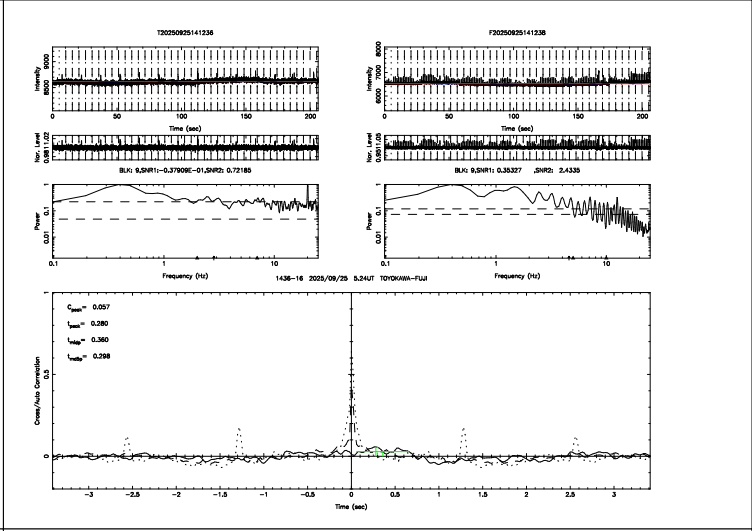
T20250925141236
F20250925141238
BLK: 9,SNR1:-0.37909E-01,SNR2: 0.72185
BLK: 9,SNR1: 0.35327 ,SNR2: 2.4335
1436-16 2025/09/25 5.24UT TOYOKAWA-FUJI
C_peak= 0.057
t_peak= 0.280
t_rise= 0.360
t_valley= 0.298

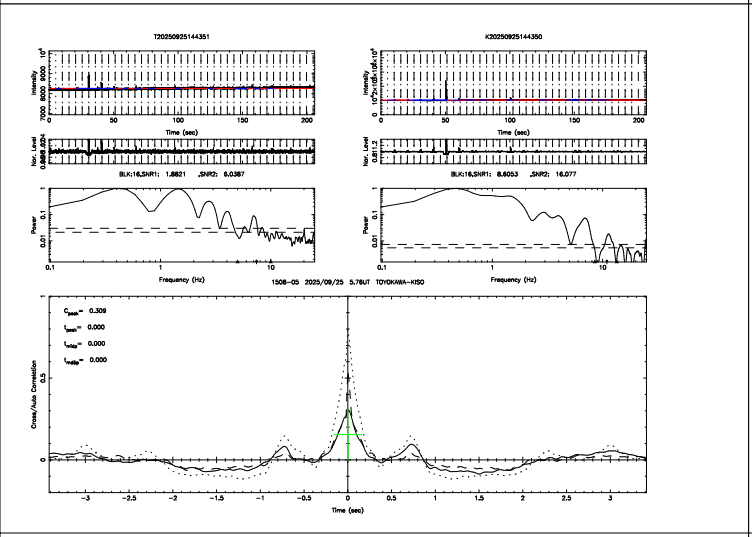
T20250925144351
K20250925144350
BLK:16,SNR1: 1.8821 ,SNR2: 6.0387
BLK:16,SNR1: 8.6053 ,SNR2: 16.077
1508-05 2025/09/25 5.76UT TOYOKAWA-KISO
C_peak= 0.309
t_peak= 0.000
t_rise= 0.000
t_valley= 0.000

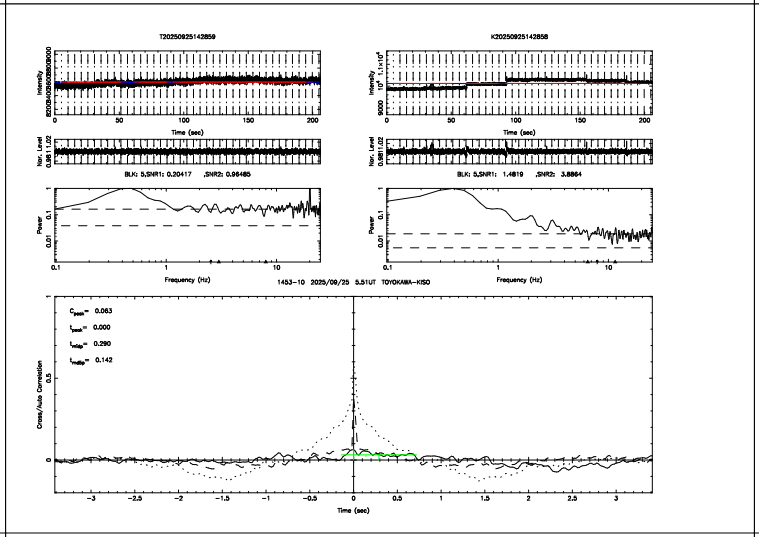
T20250925142859
K20250925142858
BLK: 5,SNR1: 0.20417 ,SNR2: 0.96485
BLK: 5,SNR1: 1.4819 ,SNR2: 3.8864
1453-10 2025/09/25 5.51UT TOYOKAWA-KISO
C_peak= 0.063
t_peak= 0.000
t_rise= 0.290
t_valley= 0.142

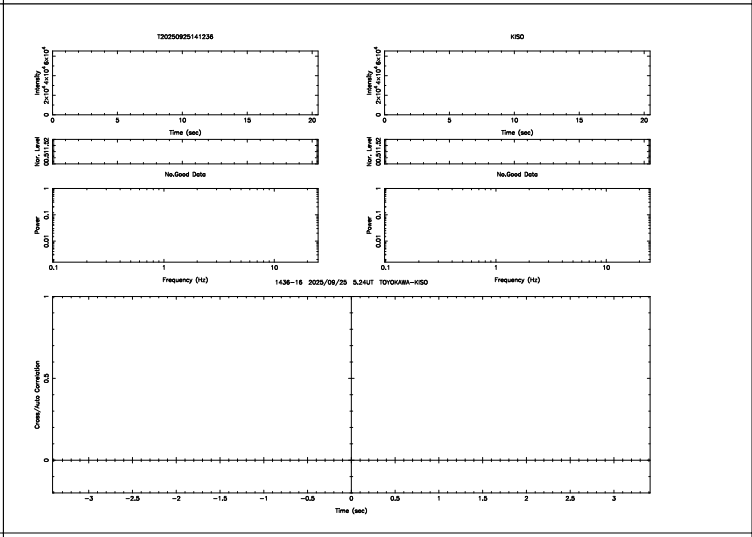
T20250925141236
KISO
No.Good Data
No.Good Data
1436-16 2025/09/25 5.24UT TOYOKAWA-KISO

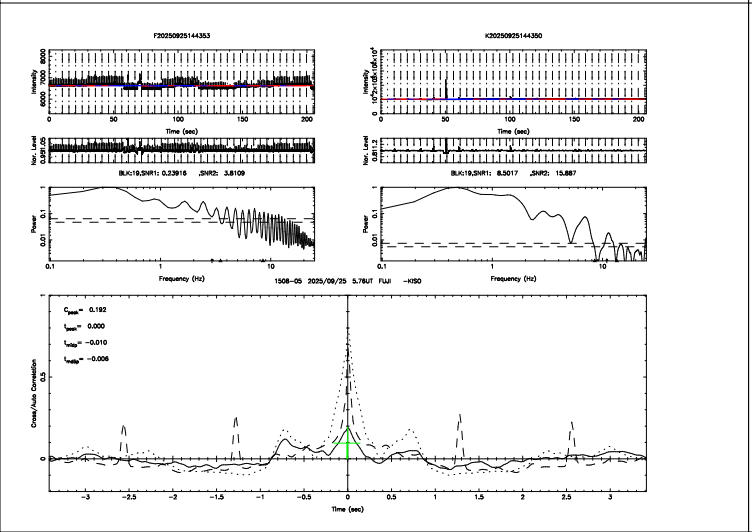
F20250925144353
K20250925144350
BLK:19,SNR1: 0.23916 ,SNR2: 3.8109
BLK:19,SNR1: 8.5017 ,SNR2: 15.887
1508-05 2025/09/25 5.76UT FUJI -KISO
C_peak= 0.192
t_peak= 0.000
t_rise= -0.010
t_valley= -0.006

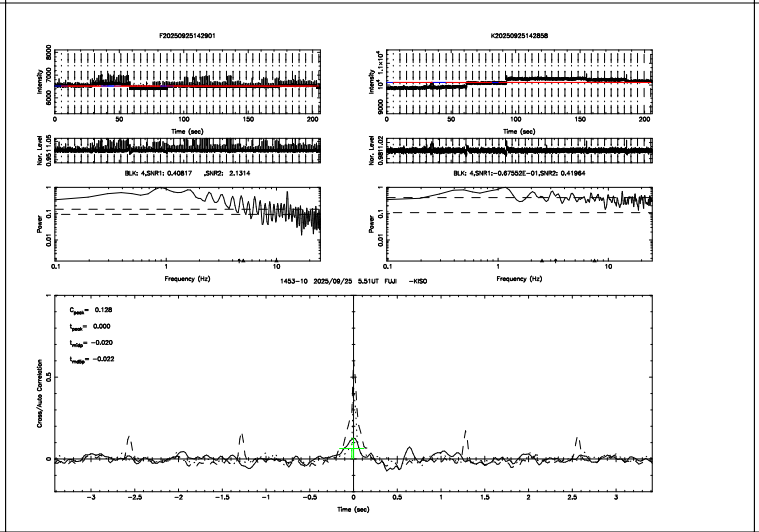
F20250925142901
K20250925142858
BLK: 4,SNR1: 0.40817 ,SNR2: 2.1314
BLK: 4,SNR1:-0.67532E-01,SNR2: 0.41964
1453-10 2025/09/25 5.51UT FUJI -KISO
C_peak= 0.128
t_peak= 0.000
t_rise= -0.020
t_valley= -0.022

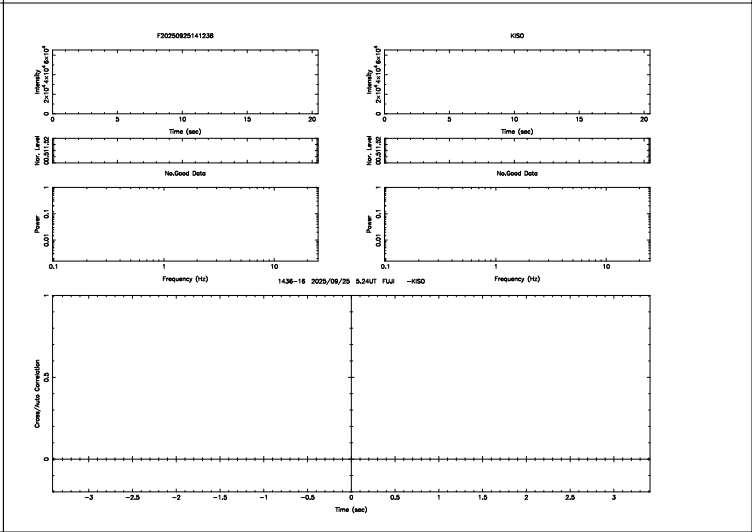
F20250925141238
KISO
No.Good Data
No.Good Data
1436-16 2025/09/25 5.24UT FUJI -KISO

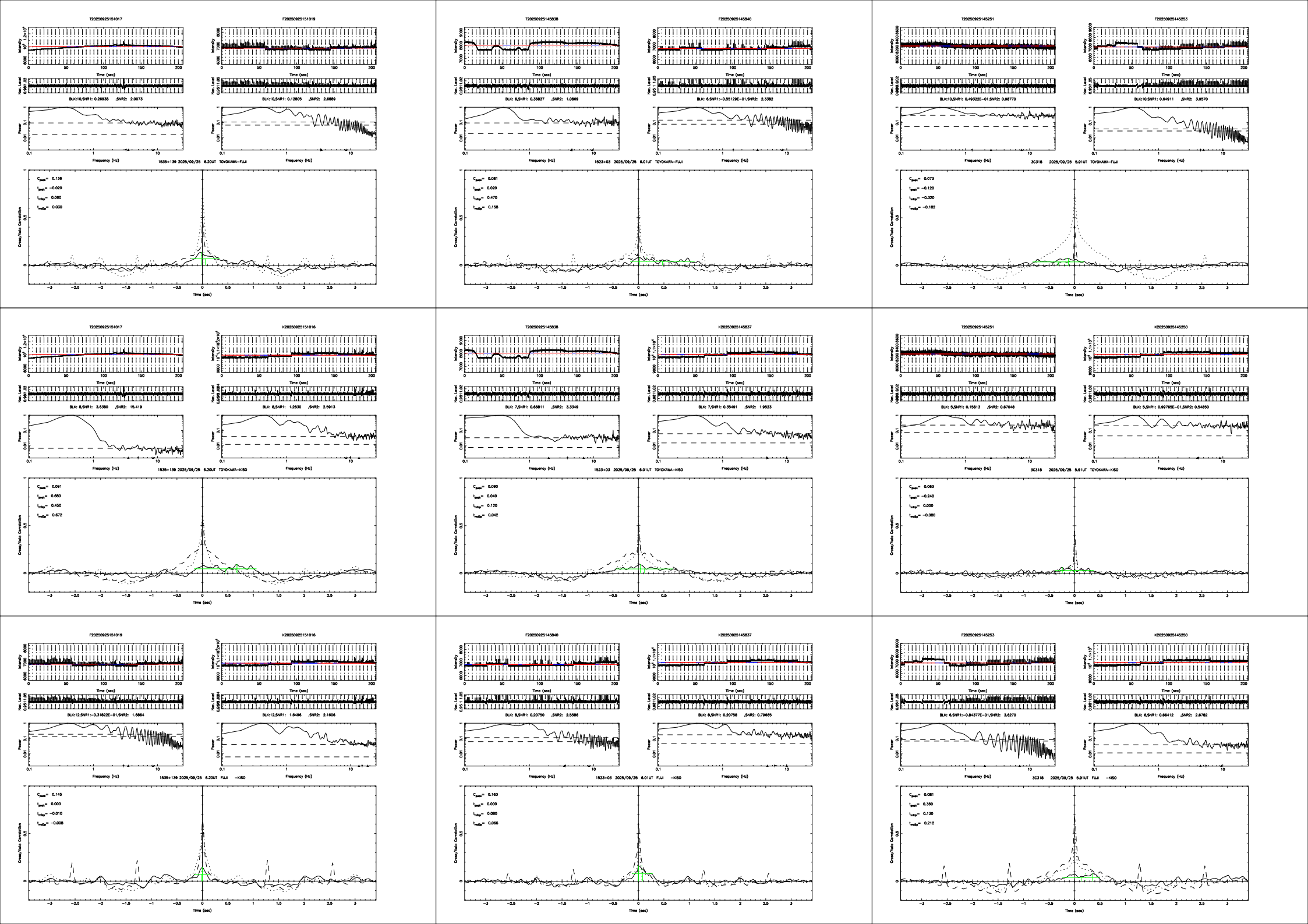
T20250925151017
F20250925151019
BLK:10,SNR1: 0.26938 ,SNR2: 2.0073
BLK:10,SNR1: 0.12805 ,SNR2: 2.6689
1535+139 2025/09/25 6.20UT TOYOKAWA-FUJI
C_{peak}= 0.136
t_{peak}= −0.020
t_{mid}= 0.060
t_{mid}= 0.030
T20250925145838
F20250925145840
BLK: 6,SNR1: 0.36827 ,SNR2: 1.0869
BLK: 6,SNR1:−0.55129E−01,SNR2: 2.3382
1523+03 2025/09/25 6.01UT TOYOKAWA-FUJI
C_{peak}= 0.081
t_{peak}= 0.020
t_{mid}= 0.470
t_{mid}= 0.158
T20250925145251
F20250925145253
BLK:10,SNR1: 0.49322E−01,SNR2: 0.98770
BLK:10,SNR1: 0.64911 ,SNR2: 3.9570
3C318 2025/09/25 5.91UT TOYOKAWA-FUJI
C_{peak}= 0.073
t_{peak}= −0.120
t_{mid}= −0.320
t_{mid}= −0.182
T20250925151017
K20250925151016
BLK: 8,SNR1: 3.6380 ,SNR2: 15.419
BLK: 8,SNR1: 1.2830 ,SNR2: 2.5913
1535+139 2025/09/25 6.20UT TOYOKAWA-KISO
C_{peak}= 0.091
t_{peak}= 0.680
t_{mid}= 0.450
t_{mid}= 0.672
T20250925145838
K20250925145837
BLK: 7,SNR1: 0.66811 ,SNR2: 3.3349
BLK: 7,SNR1: 0.35491 ,SNR2: 1.9523
1523+03 2025/09/25 6.01UT TOYOKAWA-KISO
C_{peak}= 0.090
t_{peak}= 0.040
t_{mid}= 0.120
t_{mid}= 0.042
T20250925145251
K20250925145250
BLK: 5,SNR1: 0.15813 ,SNR2: 0.67048
BLK: 5,SNR1: 0.99765E−01,SNR2: 0.54850
3C318 2025/09/25 5.91UT TOYOKAWA-KISO
C_{peak}= 0.063
t_{peak}= −0.240
t_{mid}= 0.000
t_{mid}= −0.080
F20250925151019
K20250925151016
BLK:12,SNR1:−0.31822E−01,SNR2: 1.6864
BLK:12,SNR1: 1.6496 ,SNR2: 2.1606
1535+139 2025/09/25 6.20UT FUJI -KISO
C_{peak}= 0.145
t_{peak}= 0.000
t_{mid}= −0.010
t_{mid}= −0.008
F20250925145840
K20250925145837
BLK: 8,SNR1: 0.20750 ,SNR2: 2.5586
BLK: 8,SNR1: 0.20758 ,SNR2: 0.79665
1523+03 2025/09/25 6.01UT FUJI -KISO
C_{peak}= 0.163
t_{peak}= 0.000
t_{mid}= 0.080
t_{mid}= 0.066
F20250925145253
K20250925145250
BLK: 6,SNR1:−0.84377E−01,SNR2: 3.6270
BLK: 6,SNR1: 0.66412 ,SNR2: 2.6782
3C318 2025/09/25 5.91UT FUJI -KISO
C_{peak}= 0.081
t_{peak}= 0.360
t_{mid}= 0.130
t_{mid}= 0.212
Intensity
Nor. Level
Power
Frequency (Hz)
Cross/Auto Correlation
Time (sec)

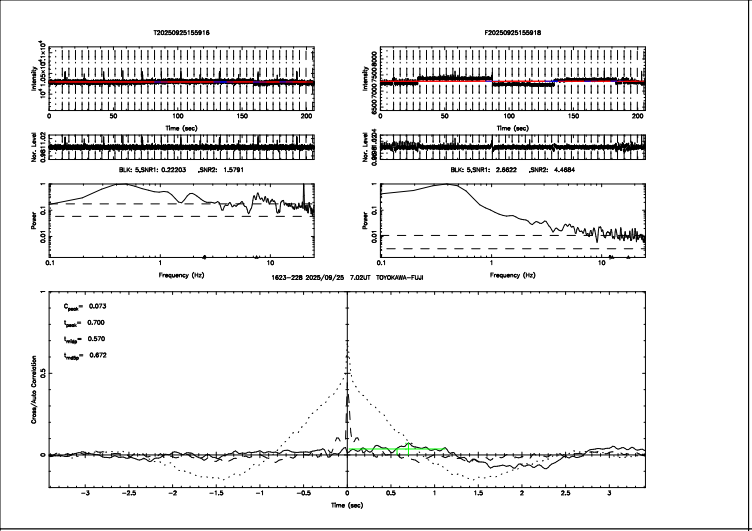
T20250925155916
F20250925155918
BLK: 5,SNR1: 0.222303 ,SNR2: 1.5791
BLK: 5,SNR1: 2.6622 ,SNR2: 4.4684
1623-228 2025/09/25 7.02UT TOYOKAWA-FUJI
C_{peak}= 0.073
t_{peak}= 0.700
t_{edge}= 0.570
t_{width}= 0.672
Time (sec)
Frequency (Hz)
Cross/Auto Correlation

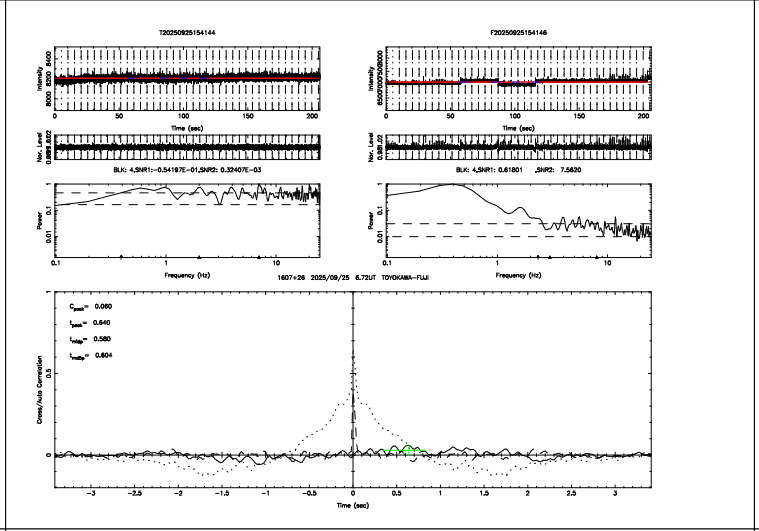
T20250925154144
F20250925154146
BLK: 4,SNR1:-0.54197E-01,SNR2: 0.32407E-03
BLK: 4,SNR1: 0.61801 ,SNR2: 7.5620
1607+26 2025/09/25 6.72UT TOYOKAWA-FUJI
C_{peak}= 0.060
t_{peak}= 0.640
t_{edge}= 0.580
t_{width}= 0.604
Time (sec)
Frequency (Hz)
Cross/Auto Correlation

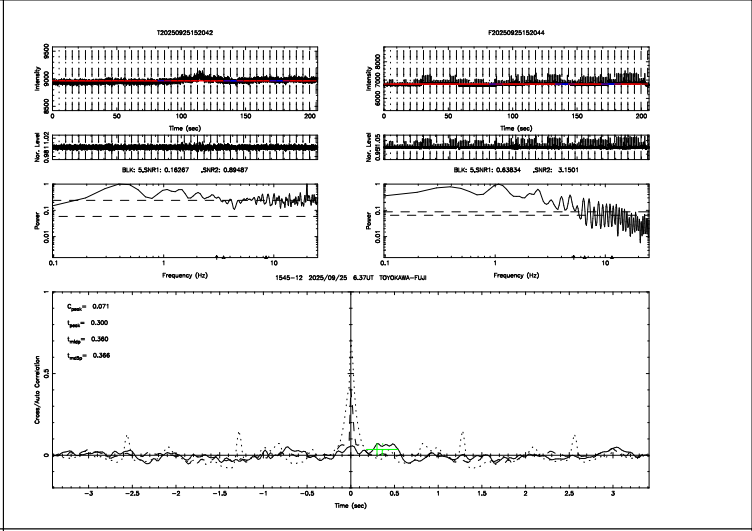
T20250925152042
F20250925152044
BLK: 5,SNR1: 0.16267 ,SNR2: 0.89487
BLK: 5,SNR1: 0.63834 ,SNR2: 3.1501
1545-12 2025/09/25 6.37UT TOYOKAWA-FUJI
C_{peak}= 0.071
t_{peak}= 0.300
t_{edge}= 0.360
t_{width}= 0.366
Time (sec)
Frequency (Hz)
Cross/Auto Correlation

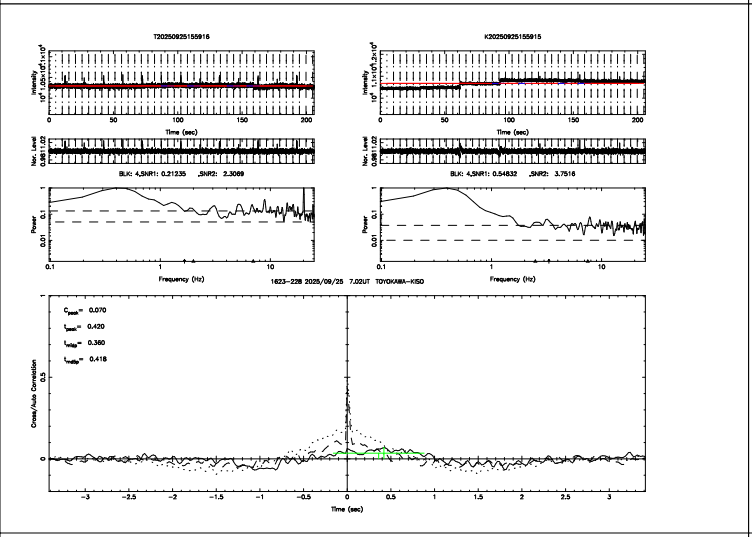
T20250925155916
K20250925155915
BLK: 4,SNR1: 0.21235 ,SNR2: 2.3069
BLK: 4,SNR1: 0.54832 ,SNR2: 3.7516
1623-228 2025/09/25 7.02UT TOYOKAWA-KISO
C_{peak}= 0.070
t_{peak}= 0.420
t_{edge}= 0.360
t_{width}= 0.418
Time (sec)
Frequency (Hz)
Cross/Auto Correlation

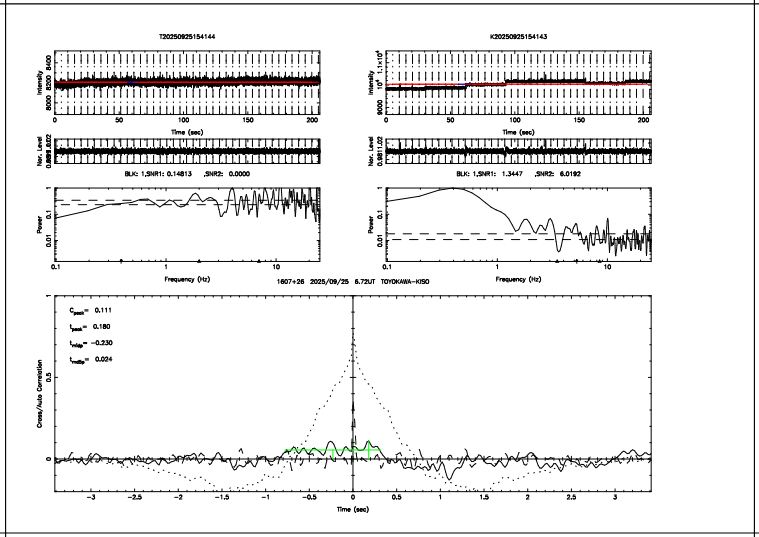
T20250925154144
K20250925154143
BLK: 1,SNR1: 0.14813 ,SNR2: 0.0000
BLK: 1,SNR1: 1.3447 ,SNR2: 6.0192
1607+26 2025/09/25 6.72UT TOYOKAWA-KISO
C_{peak}= 0.111
t_{peak}= 0.180
t_{edge}= -0.230
t_{width}= 0.024
Time (sec)
Frequency (Hz)
Cross/Auto Correlation

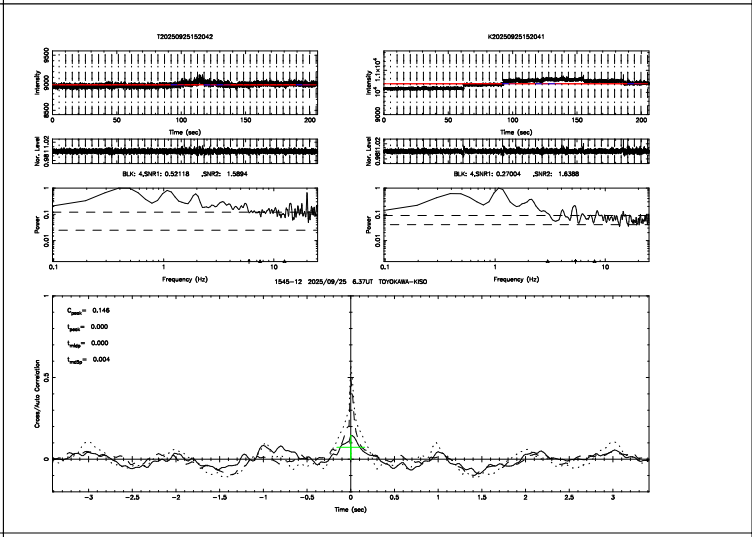
T20250925152042
K20250925152041
BLK: 4,SNR1: 0.52118 ,SNR2: 1.5894
BLK: 4,SNR1: 0.27004 ,SNR2: 1.6388
1545-12 2025/09/25 6.37UT TOYOKAWA-KISO
C_{peak}= 0.146
t_{peak}= 0.000
t_{edge}= 0.000
t_{width}= 0.004
Time (sec)
Frequency (Hz)
Cross/Auto Correlation

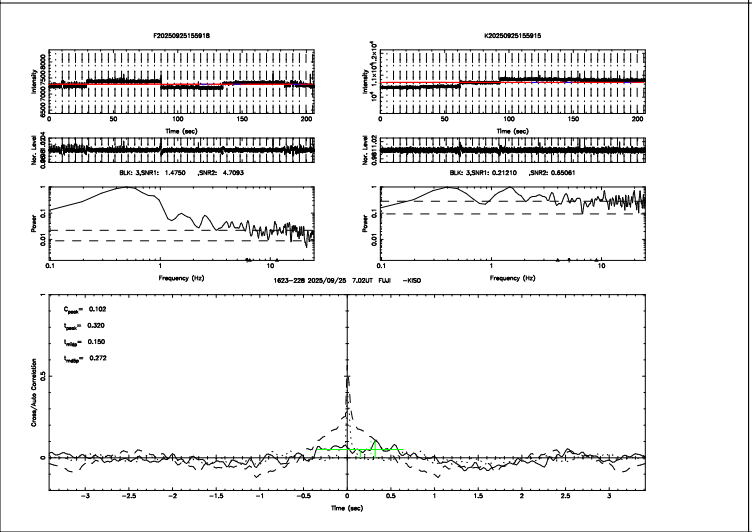
F20250925155918
K20250925155915
BLK: 3,SNR1: 1.4750 ,SNR2: 4.7093
BLK: 3,SNR1: 0.21210 ,SNR2: 0.65061
1623-228 2025/09/25 7.02UT FUJI -KISO
C_{peak}= 0.102
t_{peak}= 0.320
t_{edge}= 0.150
t_{width}= 0.272
Time (sec)
Frequency (Hz)
Cross/Auto Correlation

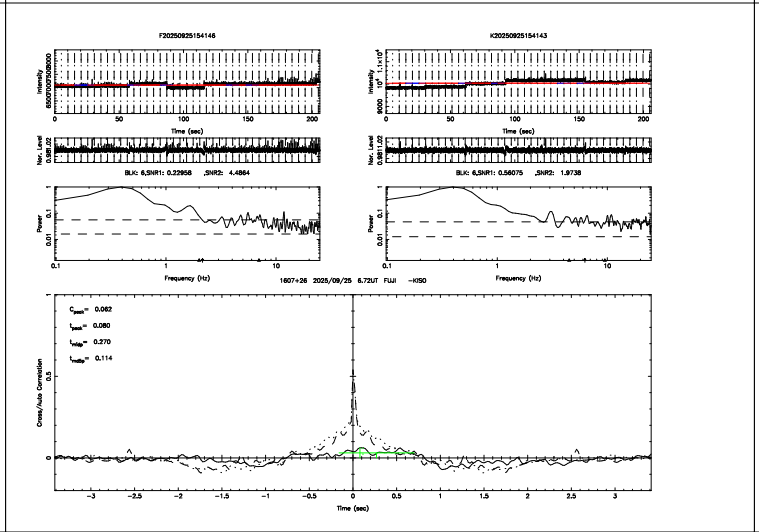
F20250925154146
K20250925154143
BLK: 6,SNR1: 0.22958 ,SNR2: 4.4864
BLK: 6,SNR1: 0.56075 ,SNR2: 1.9738
1607+26 2025/09/25 6.72UT FUJI -KISO
C_{peak}= 0.062
t_{peak}= 0.080
t_{edge}= 0.270
t_{width}= 0.114
Time (sec)
Frequency (Hz)
Cross/Auto Correlation

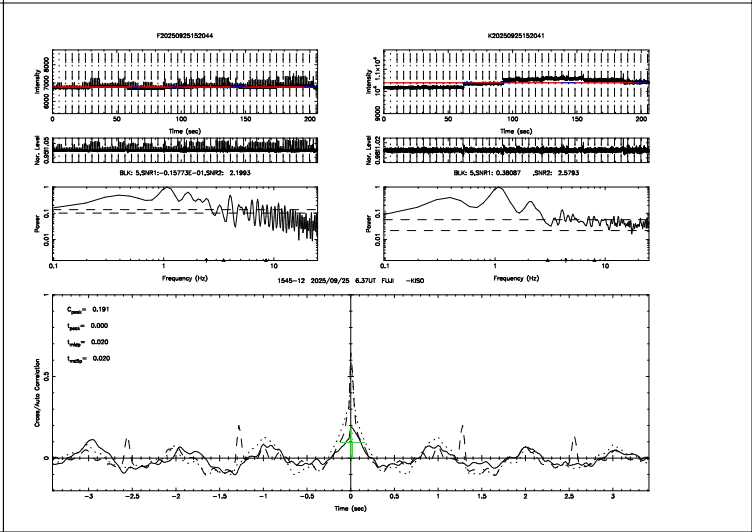
F20250925152044
K20250925152041
BLK: 5,SNR1:-0.15773E-01,SNR2: 2.1993
BLK: 5,SNR1: 0.38087 ,SNR2: 2.5793
1545-12 2025/09/25 6.37UT FUJI -KISO
C_{peak}= 0.191
t_{peak}= 0.000
t_{edge}= 0.020
t_{width}= 0.020
Time (sec)
Frequency (Hz)
Cross/Auto Correlation

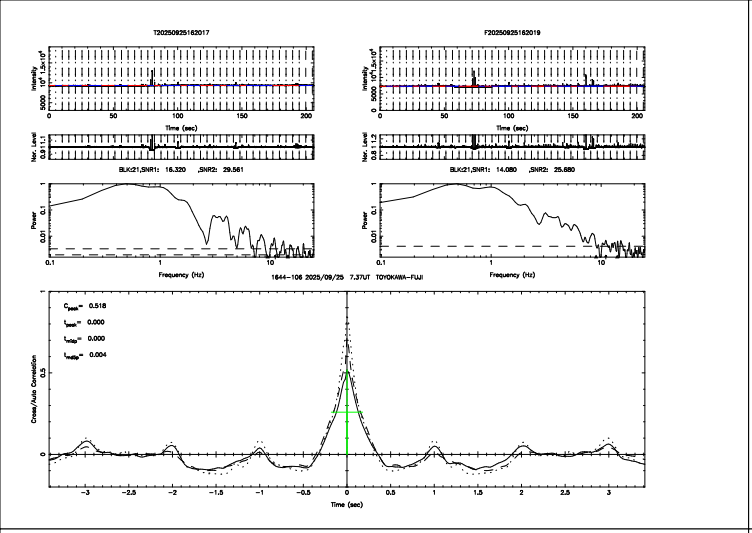
T20250925162017
F20250925162019
BLK=21,SNR1: 16.320 ,SNR2: 29.561
BLK=21,SNR1: 14.080 ,SNR2: 25.880
1644-106 2025/09/25 7.37UT TOYOKAWA-FUJI
C_peak= 0.518
t_peak= 0.000
t_edge= 0.000
t_wdth= 0.004
Cross/Auto Correlation
Time (sec)

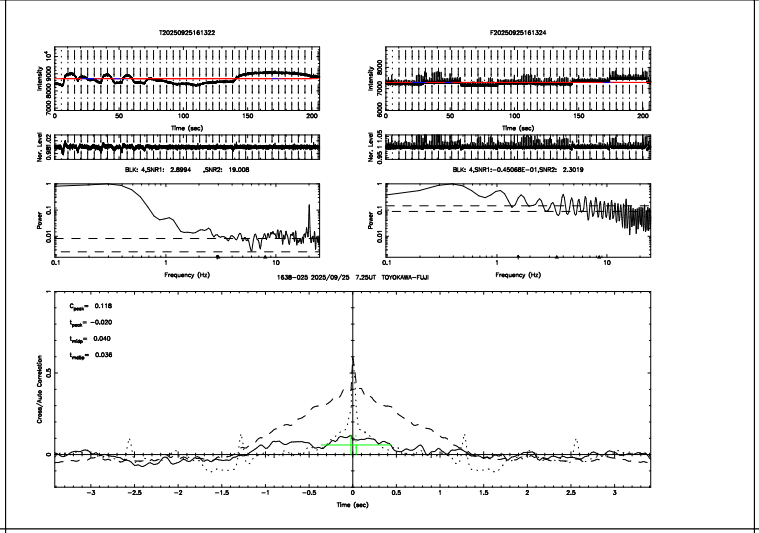
T20250925161322
F20250925161324
BLK= 4,SNR1: 2.8994 ,SNR2: 19.008
BLK= 4,SNR1=-0.45068E-01,SNR2: 2.3019
1638-025 2025/09/25 7.25UT TOYOKAWA-FUJI
C_peak= 0.118
t_peak= -0.020
t_edge= 0.040
t_wdth= 0.036
Cross/Auto Correlation
Time (sec)

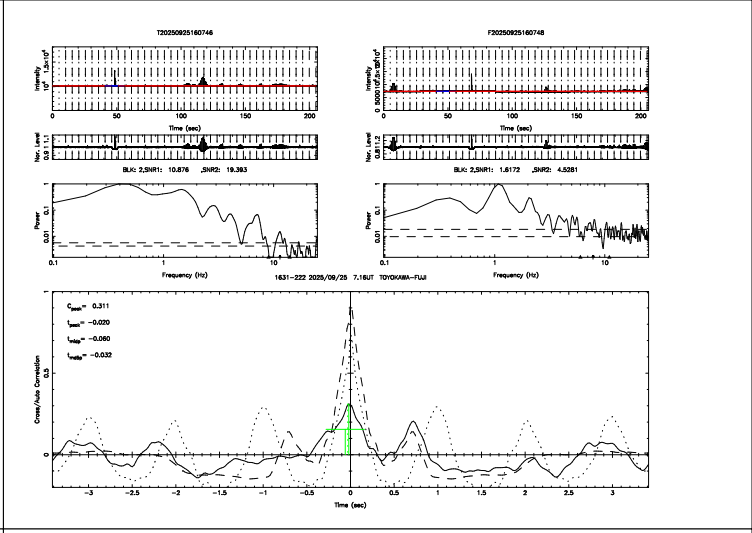
T20250925160746
F20250925160748
BLK= 2,SNR1: 10.876 ,SNR2: 19.393
BLK= 2,SNR1: 1.6172 ,SNR2: 4.5281
1631-222 2025/09/25 7.16UT TOYOKAWA-FUJI
C_peak= 0.311
t_peak= -0.020
t_edge= -0.060
t_wdth= -0.032
Cross/Auto Correlation
Time (sec)

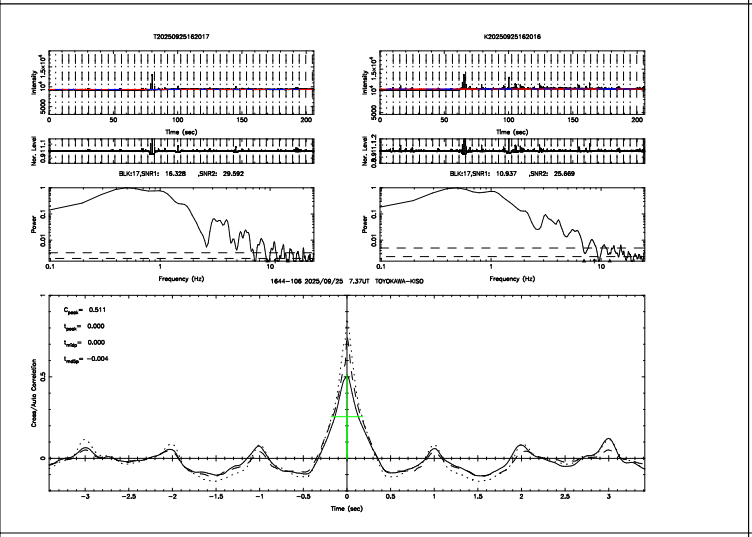
T20250925162017
K20250925162016
BLK=17,SNR1: 16.328 ,SNR2: 29.592
BLK=17,SNR1: 10.937 ,SNR2: 25.669
1644-106 2025/09/25 7.37UT TOYOKAWA-KISO
C_peak= 0.511
t_peak= 0.000
t_edge= 0.000
t_wdth= -0.004
Cross/Auto Correlation
Time (sec)

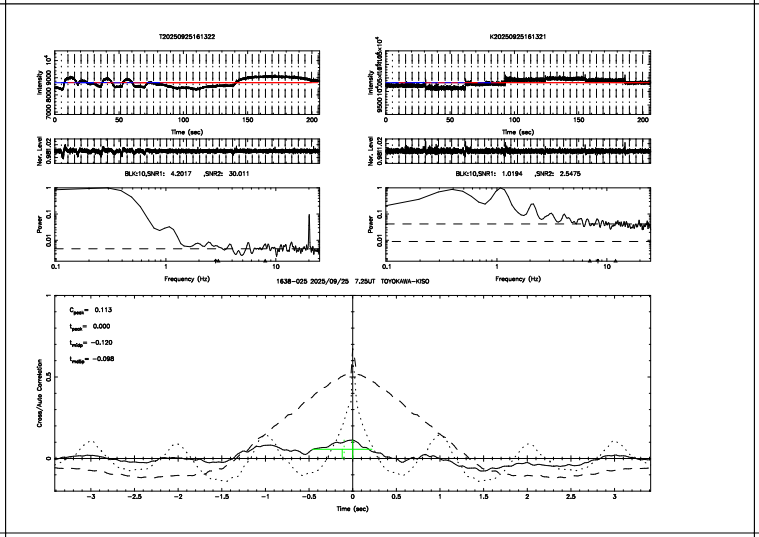
T20250925161322
K20250925161321
BLK=10,SNR1: 4.2017 ,SNR2: 30.011
BLK=10,SNR1: 1.0194 ,SNR2: 2.5475
1638-025 2025/09/25 7.25UT TOYOKAWA-KISO
C_peak= 0.113
t_peak= 0.000
t_edge= -0.120
t_wdth= -0.098
Cross/Auto Correlation
Time (sec)

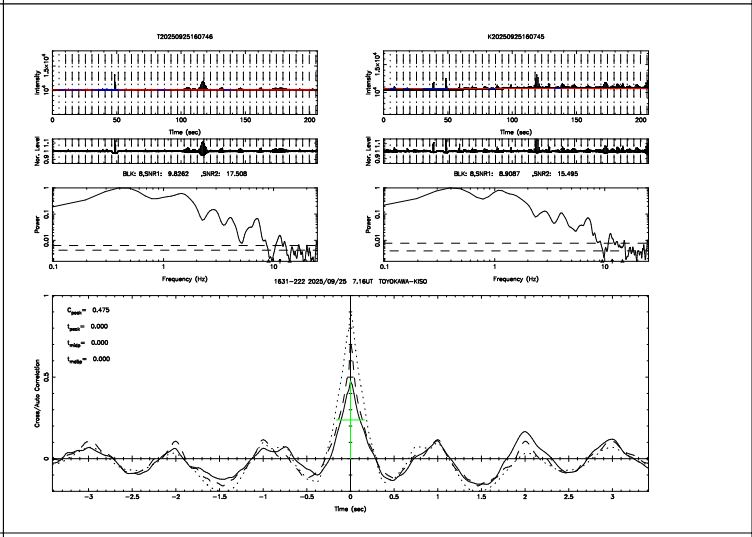
T20250925160746
K20250925160745
BLK= 8,SNR1: 9.8262 ,SNR2: 17.508
BLK= 8,SNR1: 8.9087 ,SNR2: 15.495
1631-222 2025/09/25 7.16UT TOYOKAWA-KISO
C_peak= 0.475
t_peak= 0.000
t_edge= 0.000
t_wdth= 0.000
Cross/Auto Correlation
Time (sec)

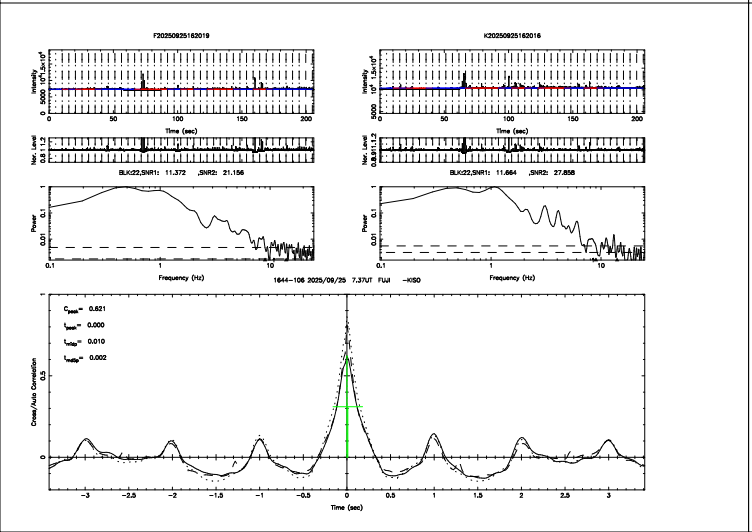
F20250925162019
K20250925162016
BLK=22,SNR1: 11.372 ,SNR2: 21.156
BLK=22,SNR1: 11.664 ,SNR2: 27.858
1644-106 2025/09/25 7.37UT FUJI -KISO
C_peak= 0.521
t_peak= 0.000
t_edge= 0.010
t_wdth= 0.002
Cross/Auto Correlation
Time (sec)

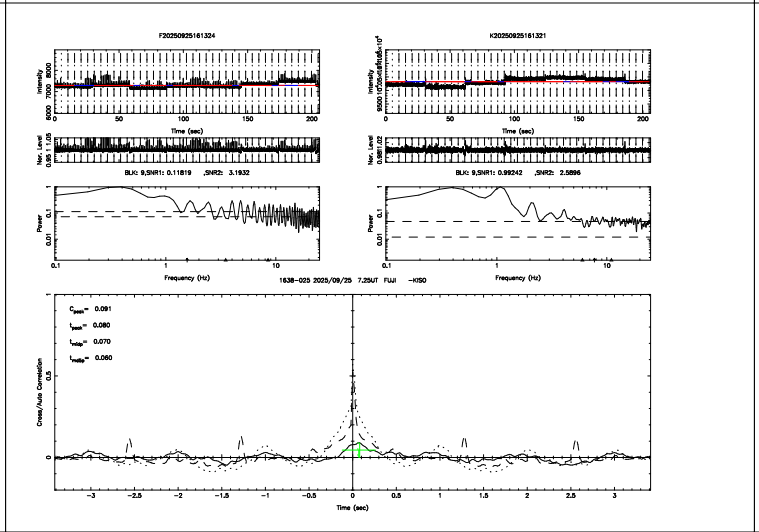
F20250925161324
K20250925161321
BLK= 9,SNR1: 0.11819 ,SNR2: 3.1932
BLK= 9,SNR1: 0.99242 ,SNR2: 2.5896
1638-025 2025/09/25 7.25UT FUJI -KISO
C_peak= 0.091
t_peak= 0.080
t_edge= 0.070
t_wdth= 0.060
Cross/Auto Correlation
Time (sec)

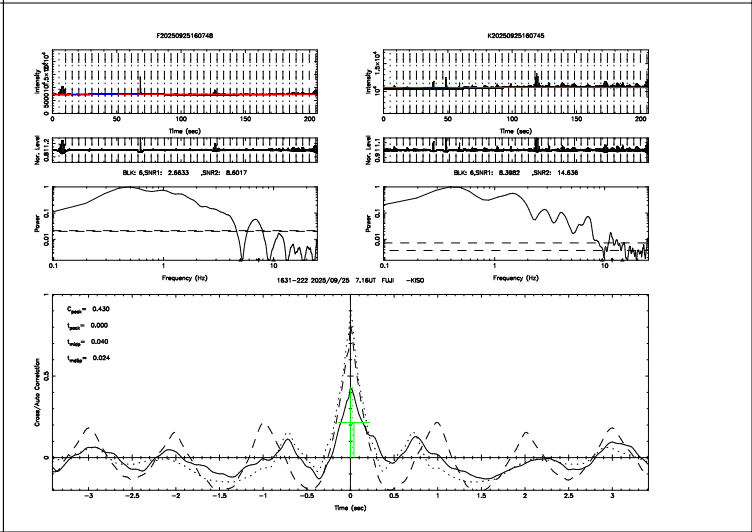
F20250925160748
K20250925160745
BLK= 6,SNR1: 2.6633 ,SNR2: 8.6017
BLK= 6,SNR1: 8.3982 ,SNR2: 14.836
1631-222 2025/09/25 7.16UT FUJI -KISO
C_peak= 0.430
t_peak= 0.000
t_edge= 0.040
t_wdth= 0.024
Cross/Auto Correlation
Time (sec)

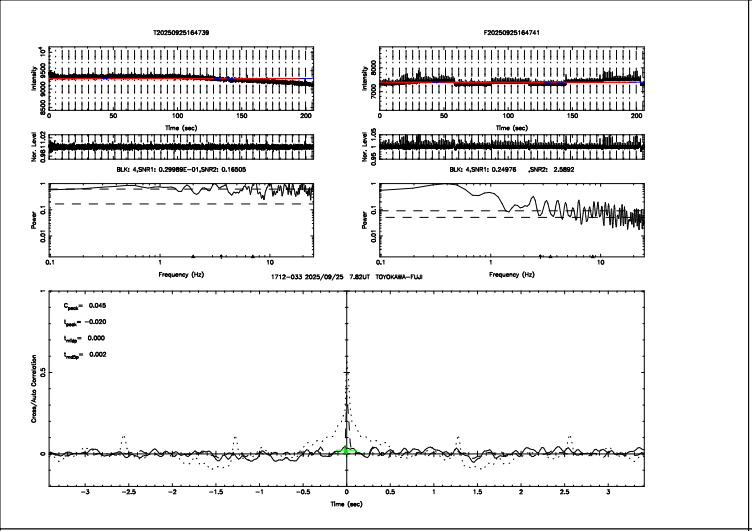
T20250925164739
F20250925164741
BLK: 4,SNR1: 0.29889E-01,SNR2: 0.16505
BLK: 4,SNR1: 0.24976 ,SNR2: 2.5892
1712-033 2025/09/25 7.82UT TOYOKAWA-FUJI
C_peak= 0.045
t_peak= −0.020
t_ridge= 0.000
t_notify= 0.002
Time (sec)
Frequency (Hz)
Cross/Auto Correlation

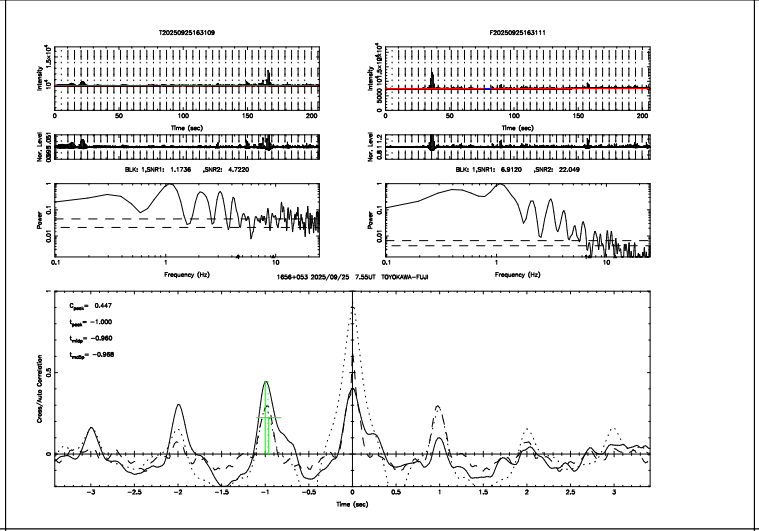
T20250925163109
F20250925163111
BLK: 1,SNR1: 1.1736 ,SNR2: 4.7220
BLK: 1,SNR1: 6.9120 ,SNR2: 22.049
1656+053 2025/09/25 7.55UT TOYOKAWA-FUJI
C_peak= 0.447
t_peak= −1.000
t_ridge= −0.960
t_notify= −0.968
Time (sec)
Frequency (Hz)
Cross/Auto Correlation

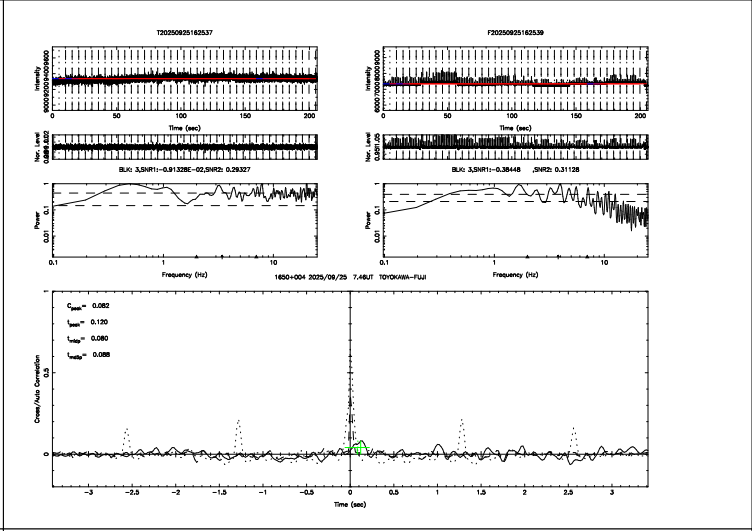
T20250925162537
F20250925162539
BLK: 3,SNR1:−0.91328E−02,SNR2: 0.29327
BLK: 3,SNR1:−0.38448 ,SNR2: 0.31128
1650+004 2025/09/25 7.46UT TOYOKAWA-FUJI
C_peak= 0.082
t_peak= 0.120
t_ridge= 0.080
t_notify= 0.088
Time (sec)
Frequency (Hz)
Cross/Auto Correlation

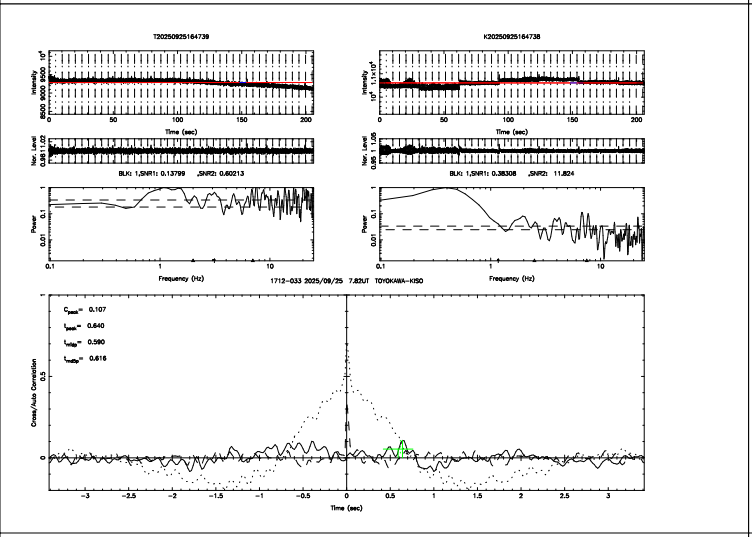
T20250925164739
K20250925164738
BLK: 1,SNR1: 0.13799 ,SNR2: 0.60213
BLK: 1,SNR1: 0.38308 ,SNR2: 11.824
1712-033 2025/09/25 7.82UT TOYOKAWA-KISO
C_peak= 0.107
t_peak= 0.640
t_ridge= 0.590
t_notify= 0.616
Time (sec)
Frequency (Hz)
Cross/Auto Correlation

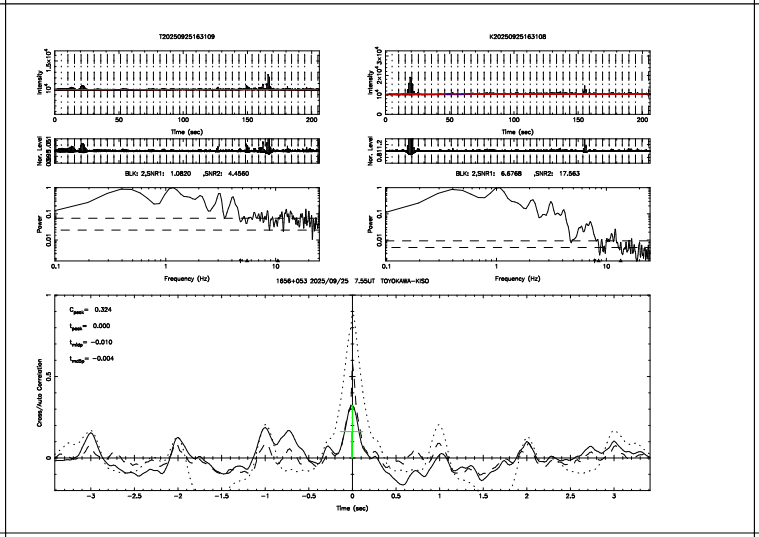
T20250925163109
K20250925163108
BLK: 2,SNR1: 1.0820 ,SNR2: 4.4560
BLK: 2,SNR1: 6.8768 ,SNR2: 17.563
1656+053 2025/09/25 7.55UT TOYOKAWA-KISO
C_peak= 0.324
t_peak= 0.000
t_ridge= −0.010
t_notify= −0.004
Time (sec)
Frequency (Hz)
Cross/Auto Correlation

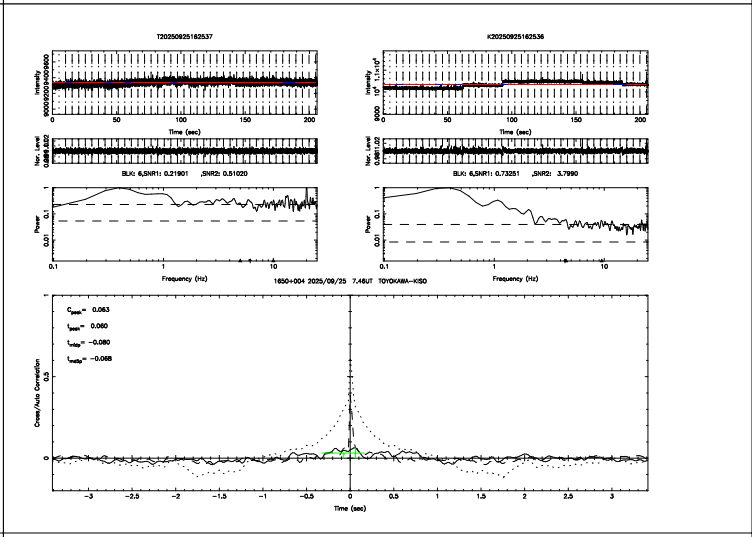
T20250925162537
K20250925162536
BLK: 6,SNR1: 0.21901 ,SNR2: 0.51020
BLK: 6,SNR1: 0.73251 ,SNR2: 3.7990
1650+004 2025/09/25 7.46UT TOYOKAWA-KISO
C_peak= 0.063
t_peak= 0.080
t_ridge= −0.080
t_notify= −0.068
Time (sec)
Frequency (Hz)
Cross/Auto Correlation

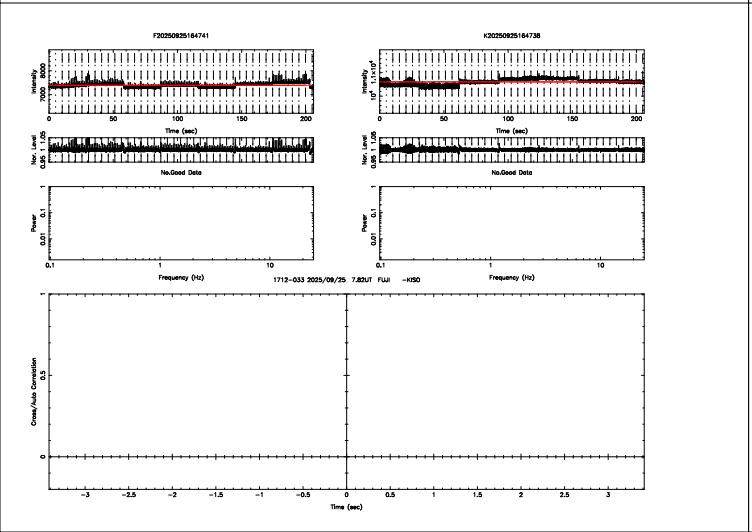
F20250925164741
K20250925164738
No.Good Data
No.Good Data
1712-033 2025/09/25 7.82UT FUJI -KISO
Time (sec)
Frequency (Hz)
Cross/Auto Correlation

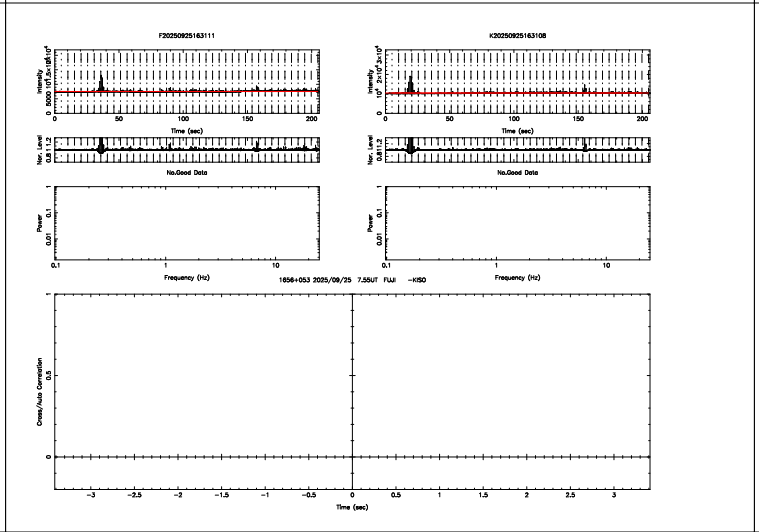
F20250925163111
K20250925163108
No.Good Data
No.Good Data
1656+053 2025/09/25 7.55UT FUJI -KISO
Time (sec)
Frequency (Hz)
Cross/Auto Correlation

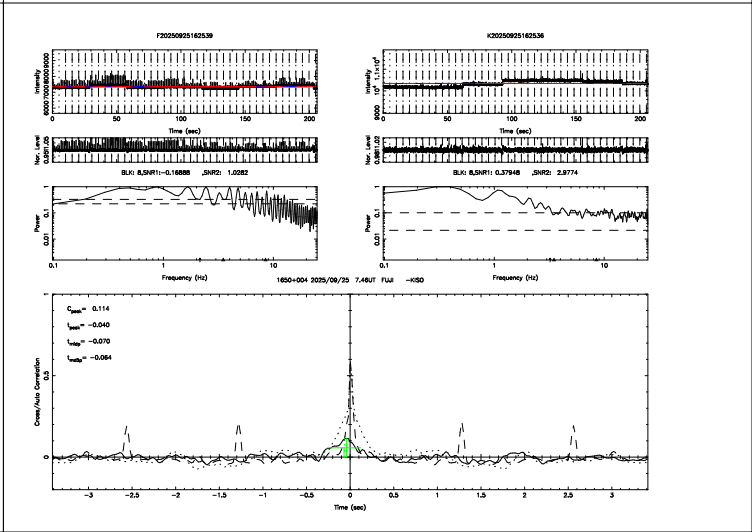
F20250925162539
K20250925162536
BLK: 8,SNR1:−0.16888 ,SNR2: 1.0282
BLK: 8,SNR1: 0.37948 ,SNR2: 2.9774
1650+004 2025/09/25 7.46UT FUJI -KISO
C_peak= 0.114
t_peak= −0.040
t_ridge= −0.070
t_notify= −0.064
Time (sec)
Frequency (Hz)
Cross/Auto Correlation