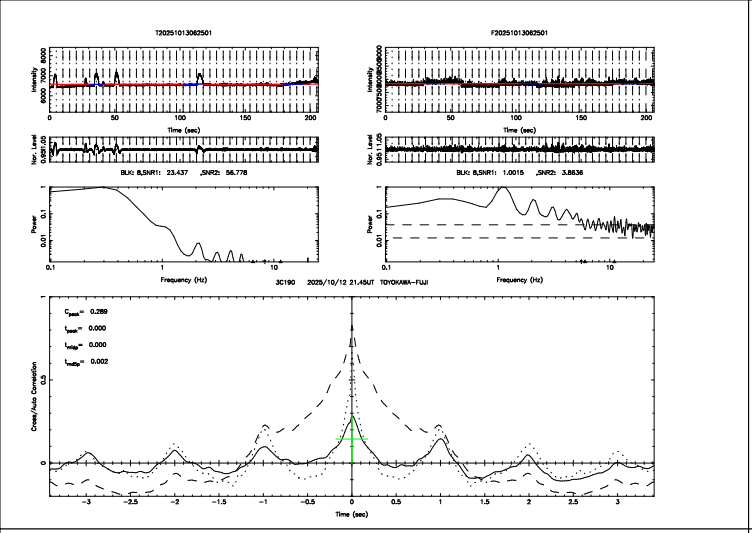
T20251013062501
F20251013062501
BLK: 8,SNR1: 23.437 ,SNR2: 56.778
BLK: 8,SNR1: 1.0015 ,SNR2: 3.8636
3C190 2025/10/12 21.45UT TOYOKAWA-FUJI
C_peak= 0.289
t_peak= 0.000
t_edge= 0.000
t_edge= 0.002

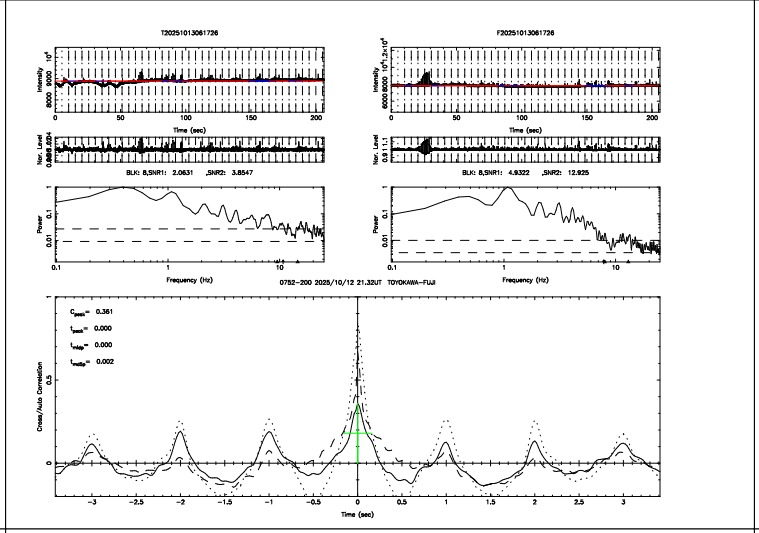
T20251013061726
F20251013061726
BLK: 8,SNR1: 2.0631 ,SNR2: 3.8547
BLK: 8,SNR1: 4.9322 ,SNR2: 12.925
0752-200 2025/10/12 21.32UT TOYOKAWA-FUJI
C_peak= 0.361
t_peak= 0.000
t_edge= 0.000
t_edge= 0.002

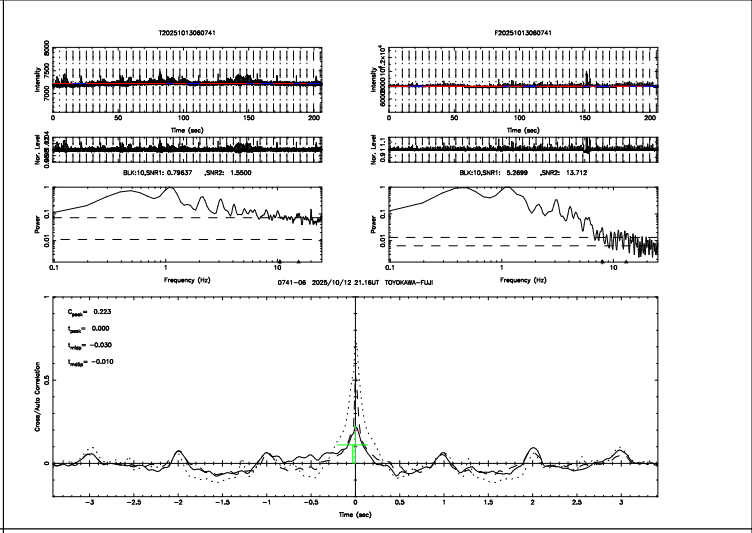
T20251013060741
F20251013060741
BLK:10,SNR1: 0.79637 ,SNR2: 1.5500
BLK:10,SNR1: 5.2699 ,SNR2: 13.712
0741-06 2025/10/12 21.16UT TOYOKAWA-FUJI
C_peak= 0.223
t_peak= 0.000
t_edge= -0.030
t_edge= -0.010

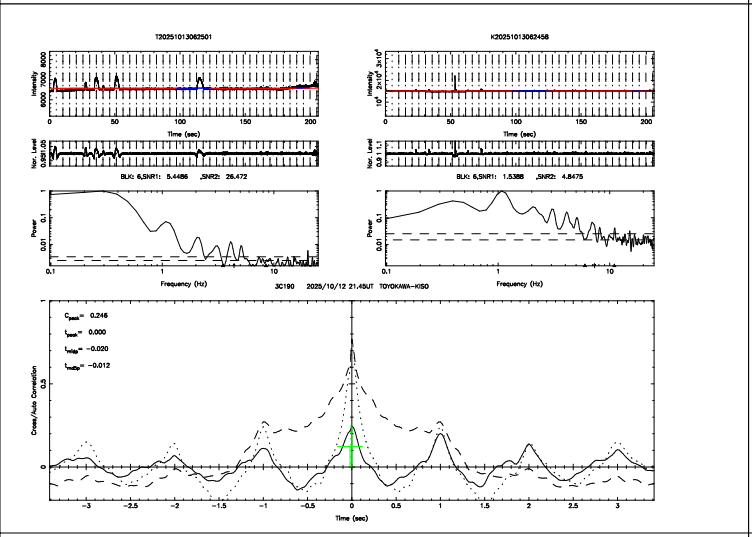
T20251013062501
K20251013062458
BLK: 6,SNR1: 5.4486 ,SNR2: 26.472
BLK: 6,SNR1: 1.5388 ,SNR2: 4.8475
3C190 2025/10/12 21.45UT TOYOKAWA-KISO
C_peak= 0.246
t_peak= 0.000
t_edge= -0.020
t_edge= -0.012

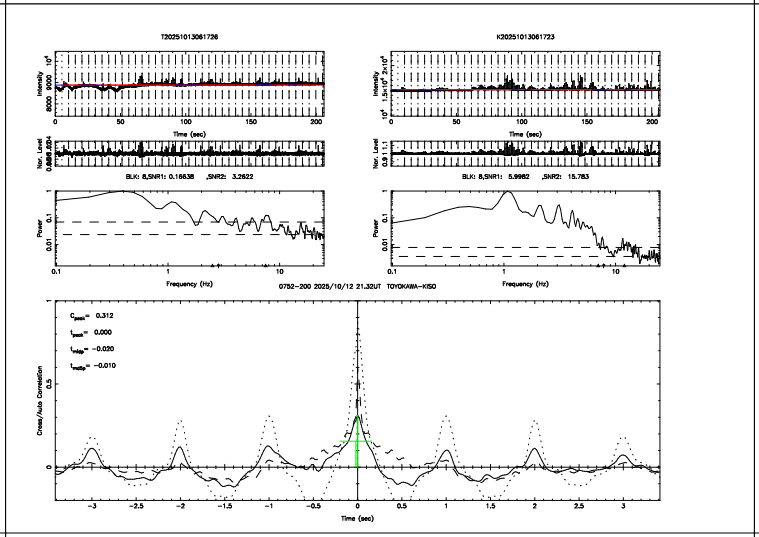
T20251013061726
K20251013061723
BLK: 8,SNR1: 0.16638 ,SNR2: 3.2622
BLK: 8,SNR1: 5.9982 ,SNR2: 15.783
0752-200 2025/10/12 21.32UT TOYOKAWA-KISO
C_peak= 0.312
t_peak= 0.000
t_edge= -0.020
t_edge= -0.010

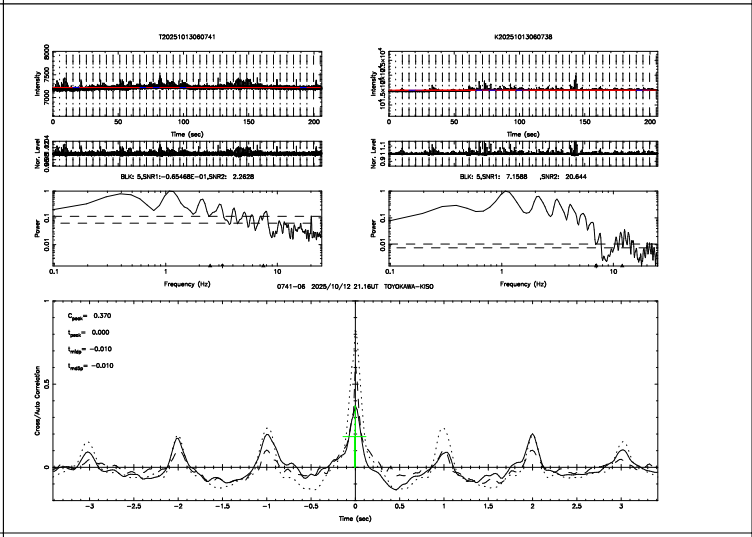
T20251013060741
K20251013060738
BLK: 5,SNR1:-0.65468E-01,SNR2: 2.2628
BLK: 5,SNR1: 7.1588 ,SNR2: 20.644
0741-06 2025/10/12 21.16UT TOYOKAWA-KISO
C_peak= 0.370
t_peak= 0.000
t_edge= -0.010
t_edge= -0.010

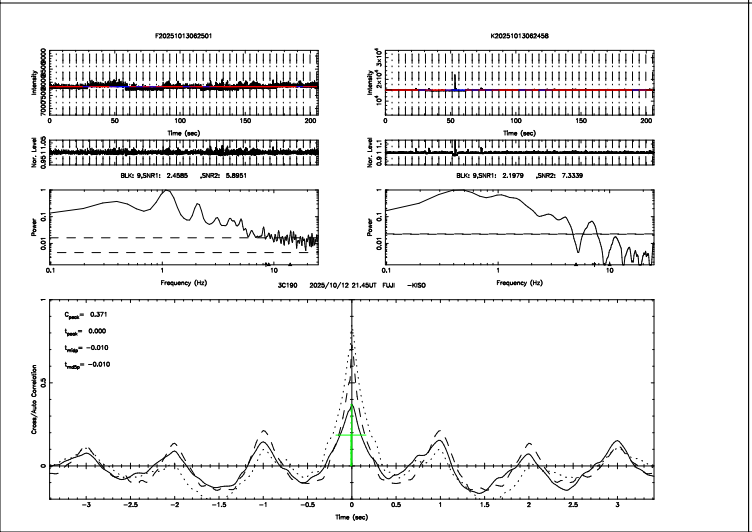
F20251013062501
K20251013062458
BLK: 9,SNR1: 2.4585 ,SNR2: 5.8951
BLK: 9,SNR1: 2.1979 ,SNR2: 7.3339
3C190 2025/10/12 21.45UT FUJI -KISO
C_peak= 0.371
t_peak= 0.000
t_edge= -0.010
t_edge= -0.010

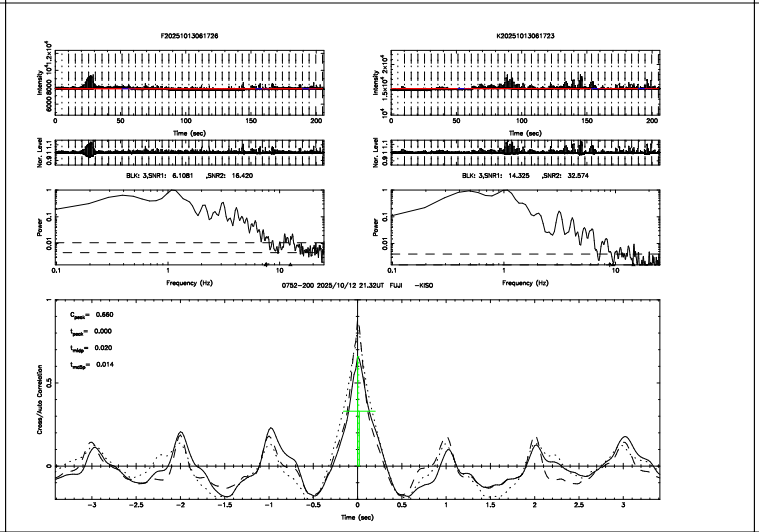
F20251013061726
K20251013061723
BLK: 3,SNR1: 6.1081 ,SNR2: 16.420
BLK: 3,SNR1: 14.325 ,SNR2: 32.574
0752-200 2025/10/12 21.32UT FUJI -KISO
C_peak= 0.660
t_peak= 0.000
t_edge= 0.020
t_edge= 0.014

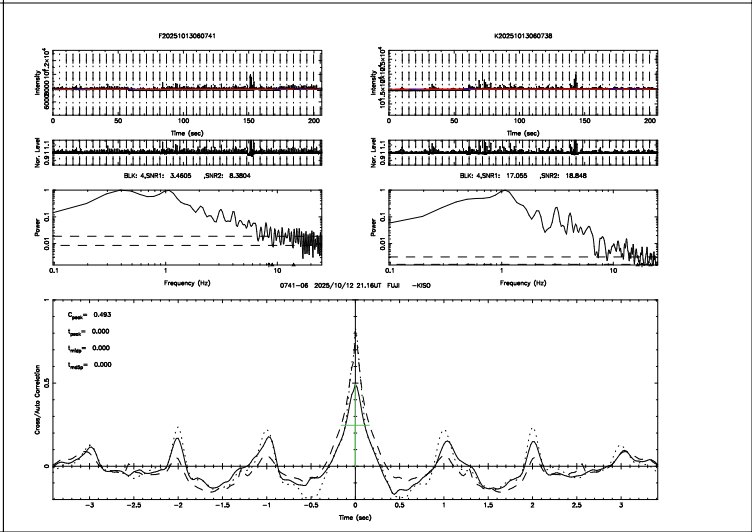
F20251013060741
K20251013060738
BLK: 4,SNR1: 3.4605 ,SNR2: 8.3804
BLK: 4,SNR1: 17.055 ,SNR2: 18.648
0741-06 2025/10/12 21.16UT FUJI -KISO
C_peak= 0.493
t_peak= 0.000
t_edge= 0.000
t_edge= 0.000

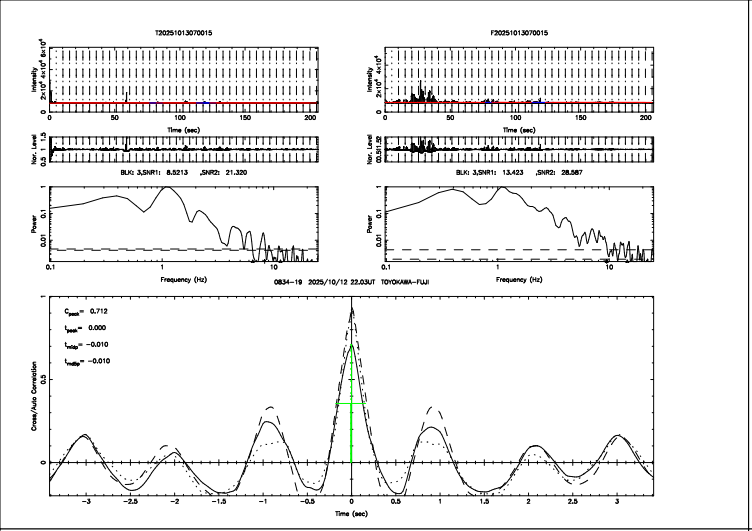
T20251013070015
F20251013070015
BLK: 3,SNR1: 8.5213 ,SNR2: 21.320
BLK: 3,SNR1: 13.423 ,SNR2: 28.587
0834-19 2025/10/12 22.03UT TOYOKAWA-FUJI
C_peak= 0.712
t_peak= 0.000
t_ridge= -0.010
t_ridge= -0.010
Time (sec)
Frequency (Hz)
Cross/Auto Correlation

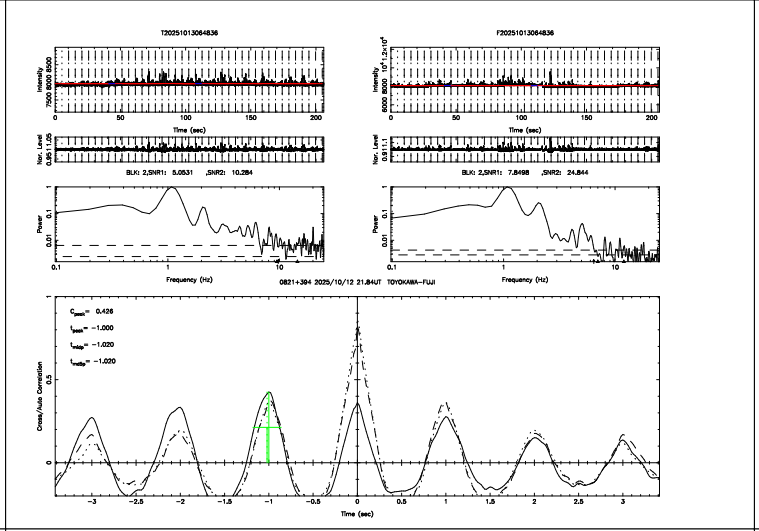
T20251013064836
F20251013064836
BLK: 2,SNR1: 5.0531 ,SNR2: 10.284
BLK: 2,SNR1: 7.8498 ,SNR2: 24.844
0821+394 2025/10/12 21.84UT TOYOKAWA-FUJI
C_peak= 0.426
t_peak= -1.000
t_ridge= -1.020
t_ridge= -1.020
Time (sec)
Frequency (Hz)
Cross/Auto Correlation

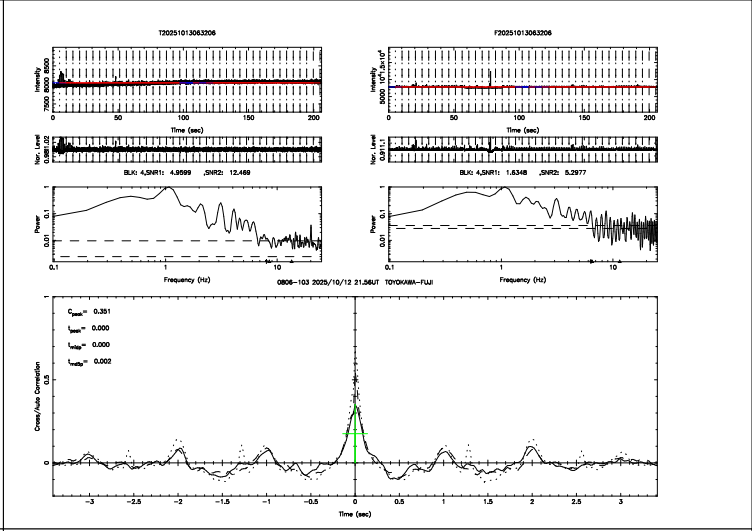
T20251013063206
F20251013063206
BLK: 4,SNR1: 4.9599 ,SNR2: 12.469
BLK: 4,SNR1: 1.6348 ,SNR2: 5.2977
0806-103 2025/10/12 21.56UT TOYOKAWA-FUJI
C_peak= 0.351
t_peak= 0.000
t_ridge= 0.000
t_ridge= 0.002
Time (sec)
Frequency (Hz)
Cross/Auto Correlation

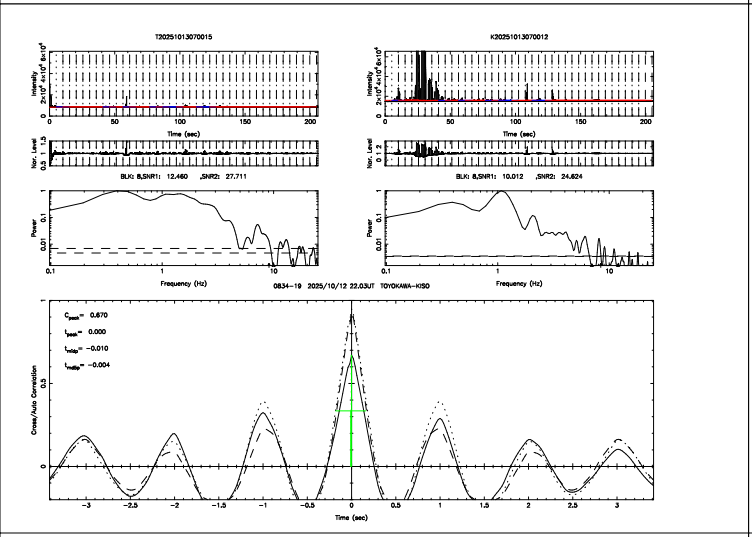
T20251013070015
K20251013070012
BLK: 8,SNR1: 12.460 ,SNR2: 27.711
BLK: 8,SNR1: 10.012 ,SNR2: 24.624
0834-19 2025/10/12 22.03UT TOYOKAWA-KISO
C_peak= 0.670
t_peak= 0.000
t_ridge= -0.010
t_ridge= -0.004
Time (sec)
Frequency (Hz)
Cross/Auto Correlation

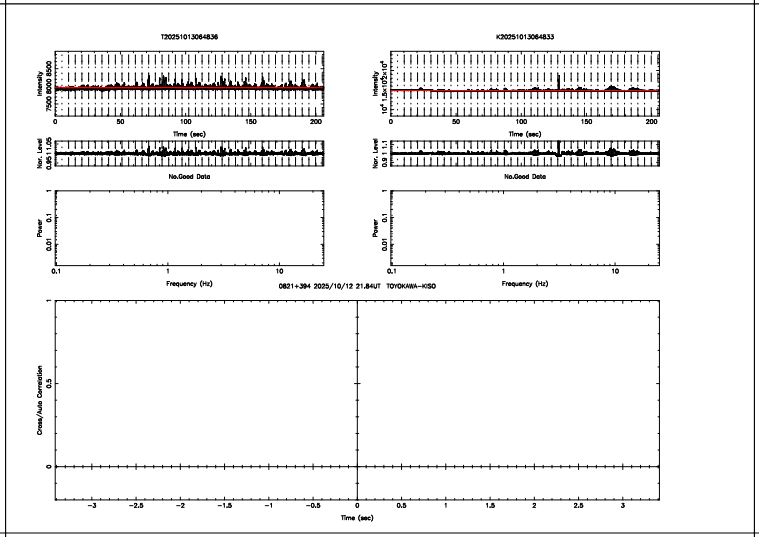
T20251013064836
K20251013064833
No.Good Data
No.Good Data
0821+394 2025/10/12 21.84UT TOYOKAWA-KISO
Time (sec)
Frequency (Hz)
Cross/Auto Correlation

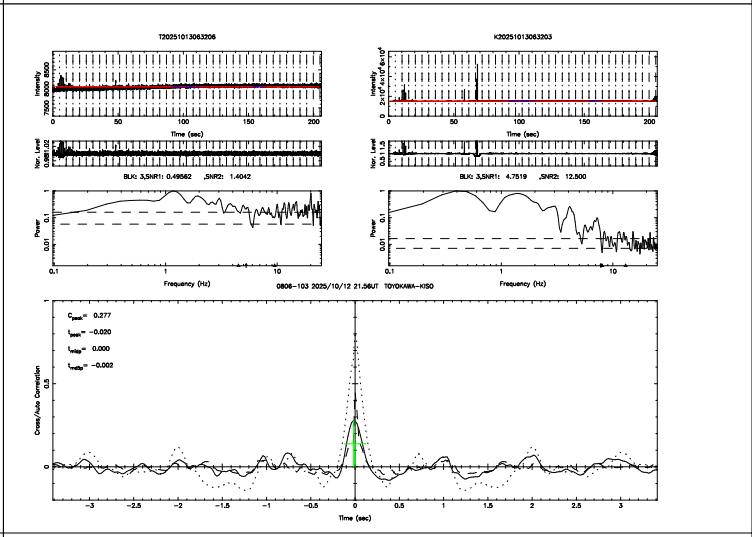
T20251013063206
K20251013063203
BLK: 3,SNR1: 0.49582 ,SNR2: 1.4042
BLK: 3,SNR1: 4.7519 ,SNR2: 12.500
0806-103 2025/10/12 21.56UT TOYOKAWA-KISO
C_peak= 0.277
t_peak= -0.020
t_ridge= 0.000
t_ridge= -0.002
Time (sec)
Frequency (Hz)
Cross/Auto Correlation

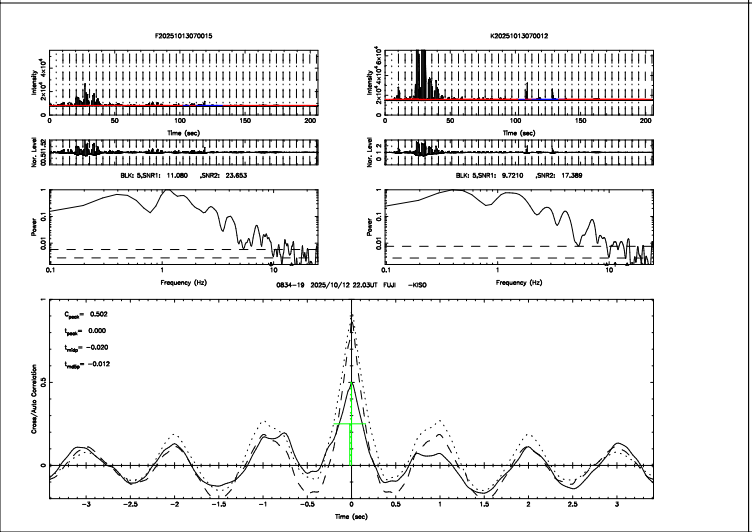
F20251013070015
K20251013070012
BLK: 5,SNR1: 11.080 ,SNR2: 23.653
BLK: 5,SNR1: 9.7210 ,SNR2: 17.389
0834-19 2025/10/12 22.03UT FUJI -KISO
C_peak= 0.502
t_peak= 0.000
t_ridge= -0.020
t_ridge= -0.012
Time (sec)
Frequency (Hz)
Cross/Auto Correlation

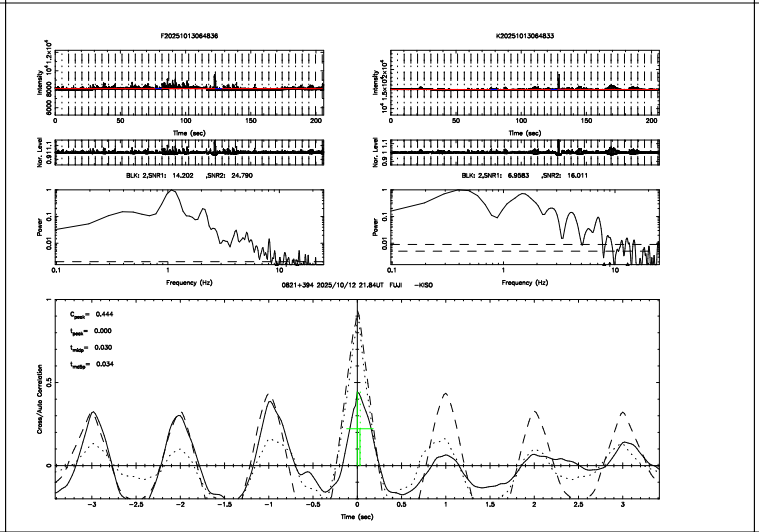
F20251013064836
K20251013064833
BLK: 2,SNR1: 14.202 ,SNR2: 24.790
BLK: 2,SNR1: 6.9583 ,SNR2: 16.011
0821+394 2025/10/12 21.84UT FUJI -KISO
C_peak= 0.444
t_peak= 0.000
t_ridge= 0.030
t_ridge= 0.034
Time (sec)
Frequency (Hz)
Cross/Auto Correlation

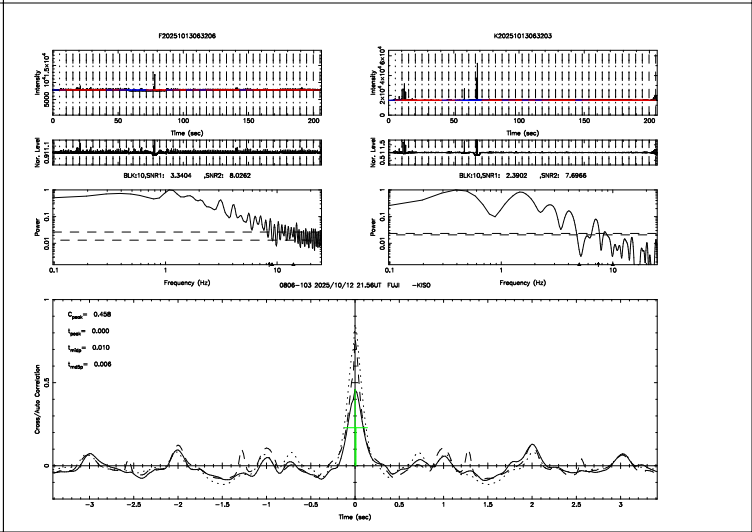
F20251013063206
K20251013063203
BLK:10,SNR1: 3.3404 ,SNR2: 8.0262
BLK:10,SNR1: 2.3902 ,SNR2: 7.6966
0806-103 2025/10/12 21.56UT FUJI -KISO
C_peak= 0.458
t_peak= 0.000
t_ridge= 0.010
t_ridge= 0.006
Time (sec)
Frequency (Hz)
Cross/Auto Correlation

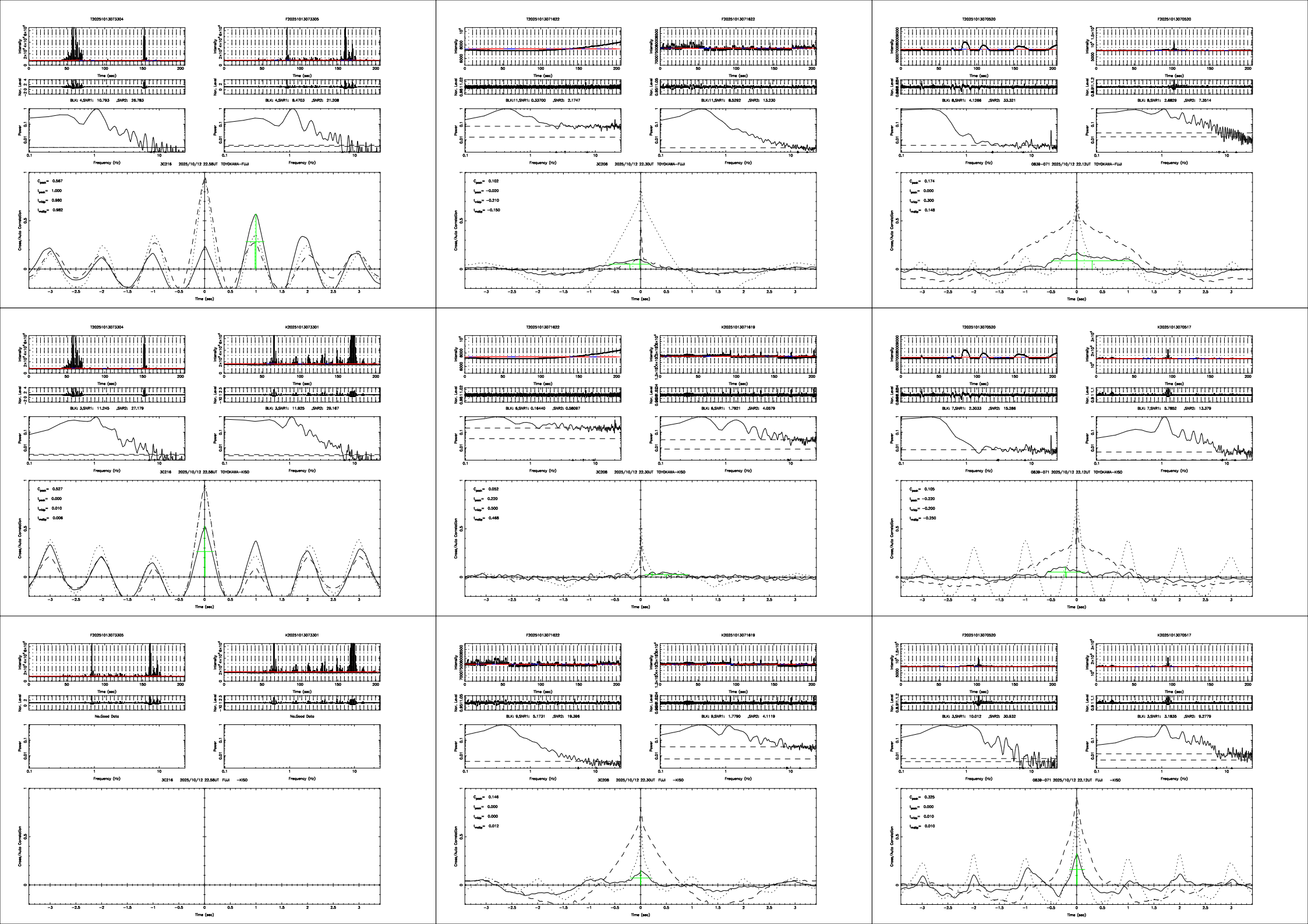
T20251013073304
F20251013073305
BLK: 4,SNR1: 10.793 ,SNR2: 26.783
BLK: 4,SNR1: 8.4703 ,SNR2: 21.208
3C216 2025/10/12 22.58UT TOYOKAWA-FUJI
C_{peak}= 0.567
t_{peak}= 1.000
t_{mdip}= 0.980
t_{mdip}= 0.982
T20251013071622
F20251013071622
BLK:11,SNR1: 0.33700 ,SNR2: 2.1747
BLK:11,SNR1: 8.5292 ,SNR2: 13.230
3C208 2025/10/12 22.30UT TOYOKAWA-FUJI
C_{peak}= 0.102
t_{peak}= -0.020
t_{mdip}= -0.210
t_{mdip}= -0.150
T20251013070520
F20251013070520
BLK: 8,SNR1: 4.1266 ,SNR2: 33.321
BLK: 8,SNR1: 2.6829 ,SNR2: 7.3514
0839-071 2025/10/12 22.12UT TOYOKAWA-FUJI
C_{peak}= 0.174
t_{peak}= 0.000
t_{mdip}= 0.300
t_{mdip}= 0.148
T20251013073304
K20251013073301
BLK: 3,SNR1: 11.245 ,SNR2: 27.179
BLK: 3,SNR1: 11.925 ,SNR2: 29.167
3C216 2025/10/12 22.58UT TOYOKAWA-KISO
C_{peak}= 0.527
t_{peak}= 0.000
t_{mdip}= 0.010
t_{mdip}= 0.006
T20251013071622
K20251013071619
BLK: 6,SNR1: 0.16440 ,SNR2: 0.58097
BLK: 6,SNR1: 1.7921 ,SNR2: 4.0579
3C208 2025/10/12 22.30UT TOYOKAWA-KISO
C_{peak}= 0.052
t_{peak}= 0.220
t_{mdip}= 0.500
t_{mdip}= 0.468
T20251013070520
K20251013070517
BLK: 7,SNR1: 2.3033 ,SNR2: 15.286
BLK: 7,SNR1: 5.7852 ,SNR2: 13.379
0839-071 2025/10/12 22.12UT TOYOKAWA-KISO
C_{peak}= 0.105
t_{peak}= -0.220
t_{mdip}= -0.200
t_{mdip}= -0.250
F20251013073305
K20251013073301
No.Good Data
No.Good Data
3C216 2025/10/12 22.58UT FUJI -KISO
F20251013071622
K20251013071619
BLK: 9,SNR1: 5.1731 ,SNR2: 19.396
BLK: 9,SNR1: 1.7790 ,SNR2: 4.1119
3C208 2025/10/12 22.30UT FUJI -KISO
C_{peak}= 0.146
t_{peak}= 0.000
t_{mdip}= 0.000
t_{mdip}= 0.012
F20251013070520
K20251013070517
BLK: 3,SNR1: 10.012 ,SNR2: 30.932
BLK: 3,SNR1: 3.1835 ,SNR2: 9.2779
0839-071 2025/10/12 22.12UT FUJI -KISO
C_{peak}= 0.325
t_{peak}= 0.000
t_{mdip}= 0.010
t_{mdip}= 0.010
Intensity
Time (sec)
Nor. Level
Power
Frequency (Hz)
Cross/Auto Correlation

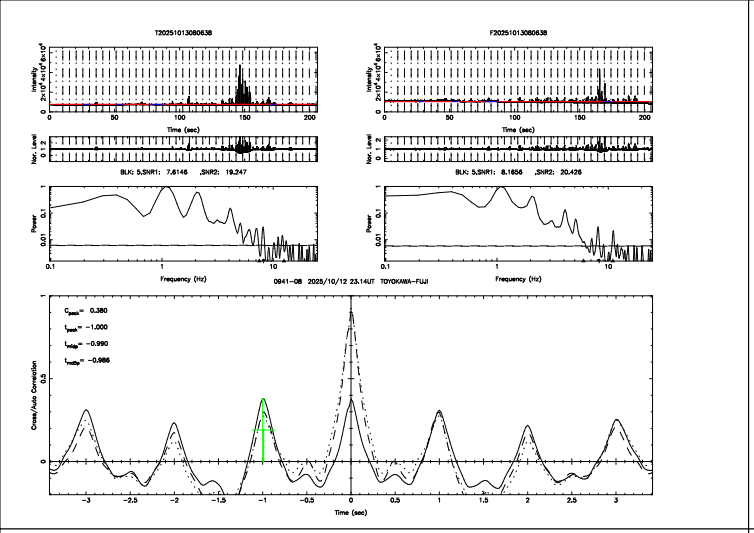
T20251013080638
F20251013080638
BLK: 5,SNR1: 7.6146 ,SNR2: 19.247
BLK: 5,SNR1: 8.1656 ,SNR2: 20.426
0941-08 2025/10/12 23.14UT TOYOKAWA-FUJI
C_peak= 0.380
t_peak= -1.000
t_edge= -0.990
t_centy= -0.986
Cross/Auto Correlation
Time (sec)

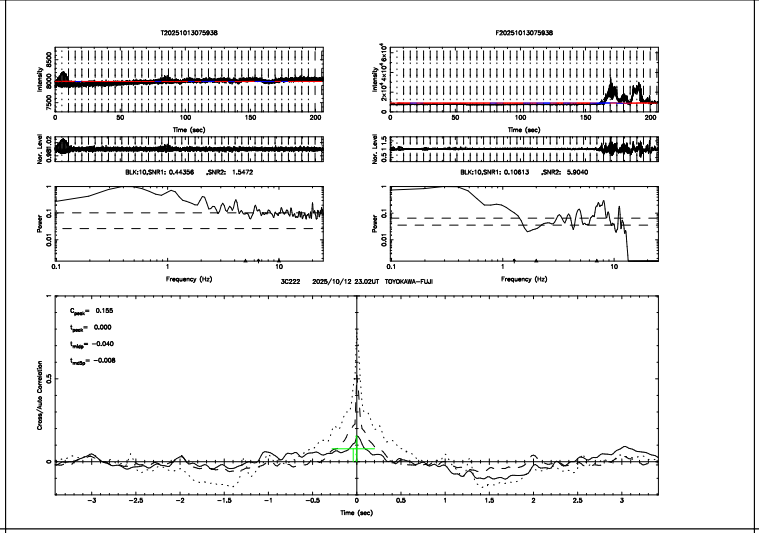
T20251013075938
F20251013075938
BLK:10,SNR1: 0.44356 ,SNR2: 1.5472
BLK:10,SNR1: 0.10613 ,SNR2: 5.8040
3C222 2025/10/12 23.02UT TOYOKAWA-FUJI
C_peak= 0.155
t_peak= 0.000
t_edge= -0.040
t_centy= -0.008
Cross/Auto Correlation
Time (sec)

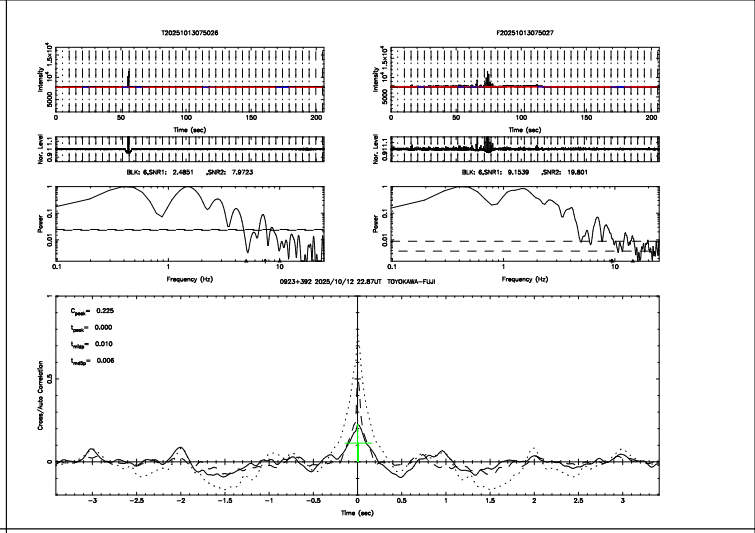
T20251013075026
F20251013075027
BLK: 6,SNR1: 2.4851 ,SNR2: 7.9723
BLK: 6,SNR1: 9.1539 ,SNR2: 19.801
0923+392 2025/10/12 22.87UT TOYOKAWA-FUJI
C_peak= 0.225
t_peak= 0.000
t_edge= 0.010
t_centy= 0.006
Cross/Auto Correlation
Time (sec)

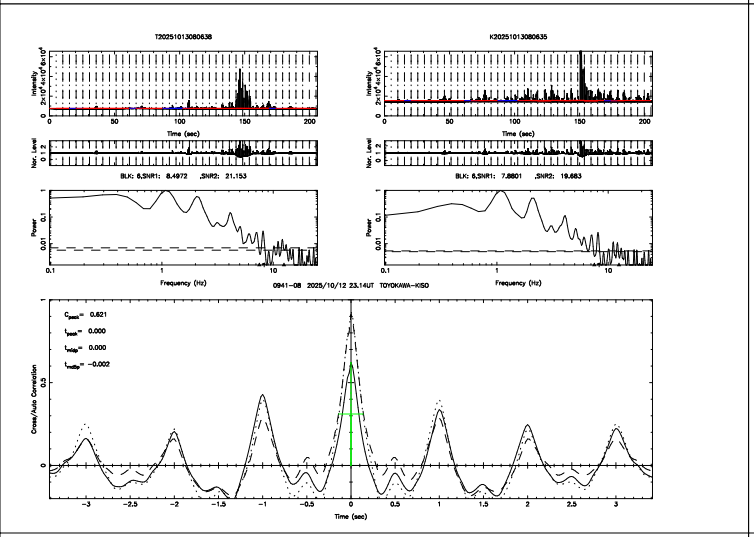
T20251013080638
K20251013080635
BLK: 5,SNR1: 8.4972 ,SNR2: 21.153
BLK: 6,SNR1: 7.8801 ,SNR2: 19.663
0941-08 2025/10/12 23.14UT TOYOKAWA-KISO
C_peak= 0.621
t_peak= 0.000
t_edge= 0.000
t_centy= -0.002
Cross/Auto Correlation
Time (sec)

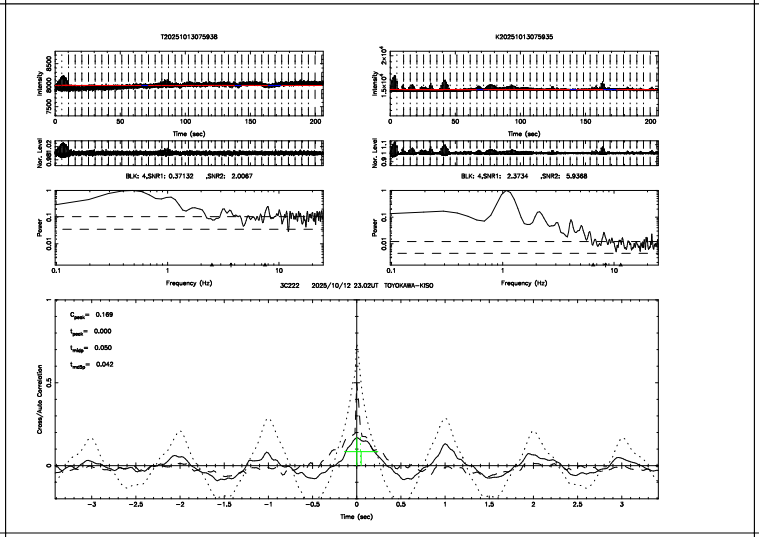
T20251013075938
K20251013075935
BLK: 4,SNR1: 0.37132 ,SNR2: 2.0067
BLK: 4,SNR1: 2.3734 ,SNR2: 5.9368
3C222 2025/10/12 23.02UT TOYOKAWA-KISO
C_peak= 0.169
t_peak= 0.000
t_edge= 0.050
t_centy= 0.042
Cross/Auto Correlation
Time (sec)

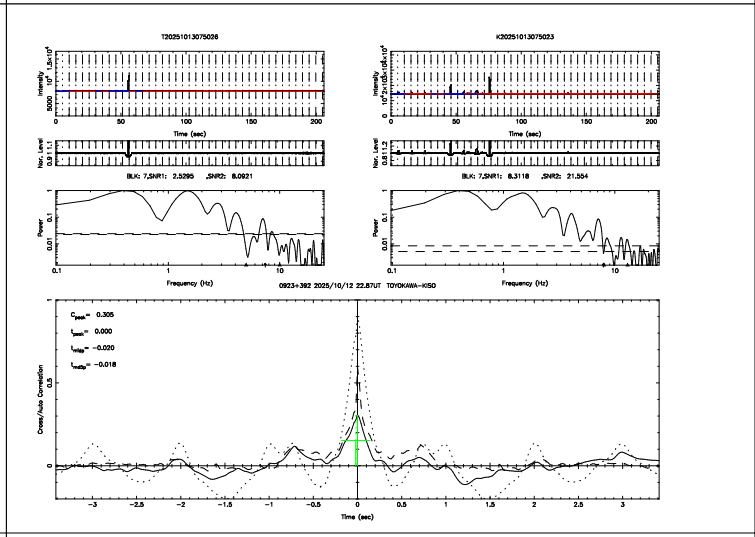
T20251013075026
K20251013075023
BLK: 7,SNR1: 2.5295 ,SNR2: 8.0921
BLK: 7,SNR1: 8.3118 ,SNR2: 21.554
0923+392 2025/10/12 22.87UT TOYOKAWA-KISO
C_peak= 0.305
t_peak= 0.000
t_edge= -0.020
t_centy= -0.018
Cross/Auto Correlation
Time (sec)

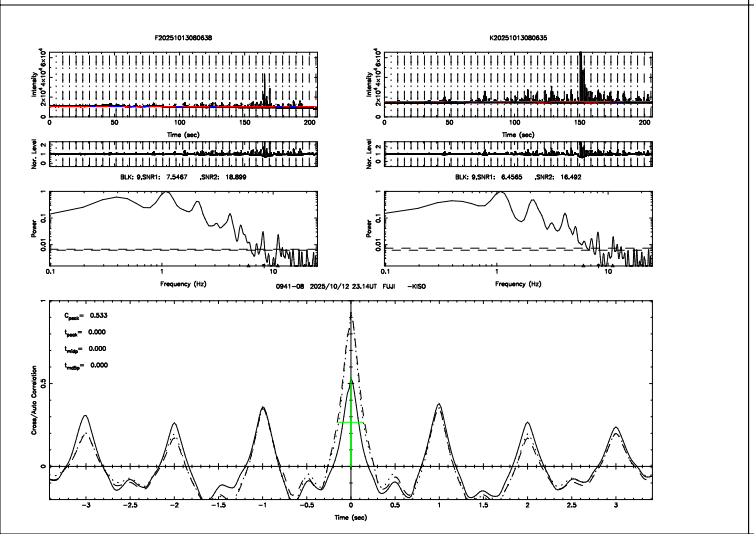
F20251013080638
K20251013080635
BLK: 9,SNR1: 7.5467 ,SNR2: 18.899
BLK: 9,SNR1: 8.4565 ,SNR2: 16.492
0941-08 2025/10/12 23.14UT FUJI -KISO
C_peak= 0.533
t_peak= 0.000
t_edge= 0.000
t_centy= 0.000
Cross/Auto Correlation
Time (sec)

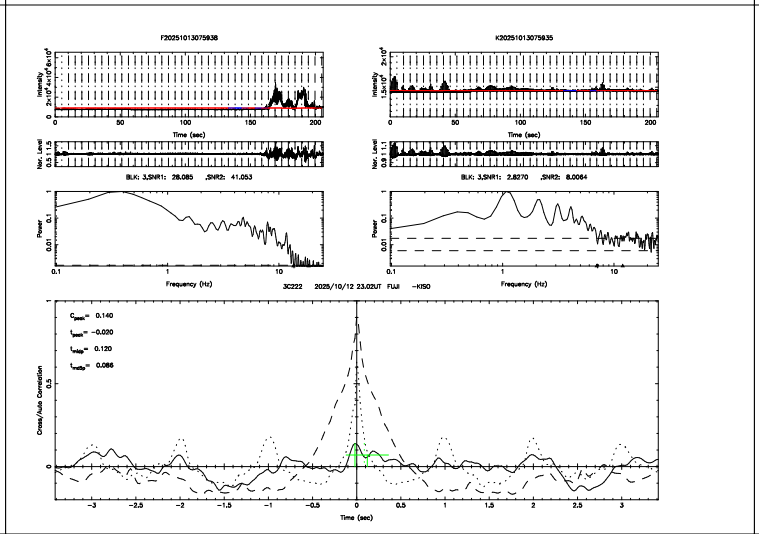
F20251013075938
K20251013075935
BLK: 3,SNR1: 28.085 ,SNR2: 41.053
BLK: 3,SNR1: 2.8270 ,SNR2: 8.0084
3C222 2025/10/12 23.02UT FUJI -KISO
C_peak= 0.140
t_peak= -0.020
t_edge= 0.120
t_centy= 0.086
Cross/Auto Correlation
Time (sec)

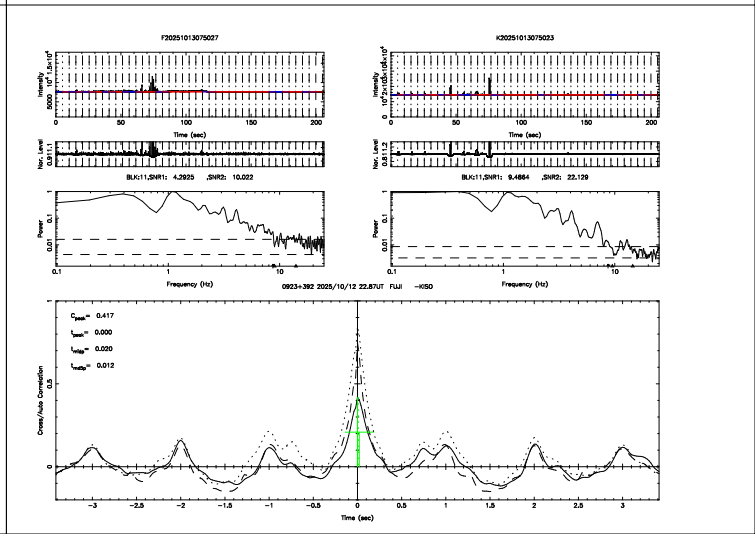
F20251013075027
K20251013075023
BLK:11,SNR1: 4.2925 ,SNR2: 10.022
BLK:11,SNR1: 9.4864 ,SNR2: 22.129
0923+392 2025/10/12 22.87UT FUJI -KISO
C_peak= 0.417
t_peak= 0.000
t_edge= 0.020
t_centy= 0.012
Cross/Auto Correlation
Time (sec)

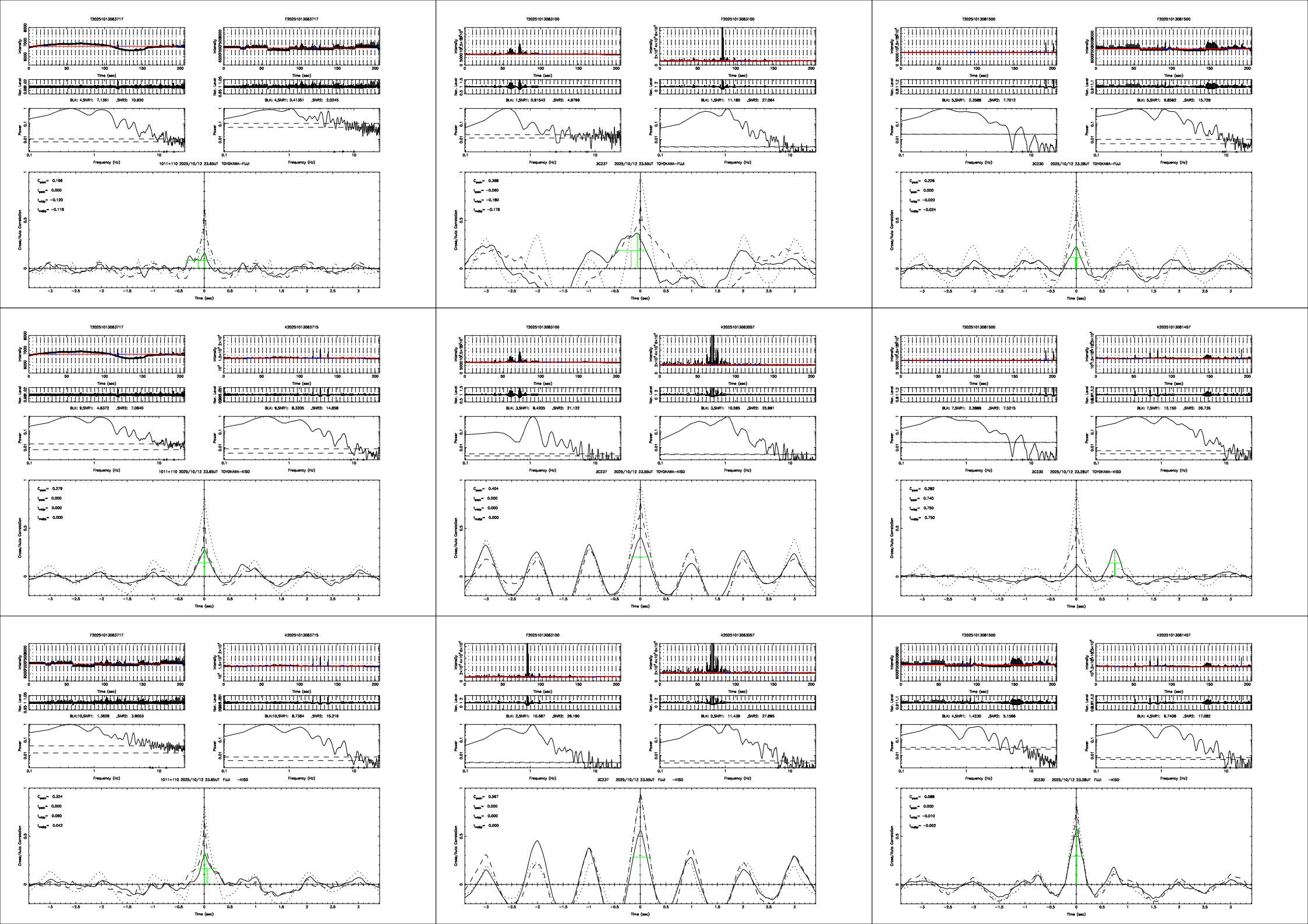
T20251013083717
F20251013083717
BLK: 4,SNR1: 7.1361 ,SNR2: 10.920
BLK: 4,SNR1: 0.41351 ,SNR2: 2.0245
1011+110 2025/10/12 23.65UT TOYOKAWA-FUJI
C_peak= 0.166
t_peak= 0.000
t_midp= -0.120
t_midp= -0.118
T20251013083100
F20251013083100
BLK: 1,SNR1: 0.91542 ,SNR2: 4.9796
BLK: 1,SNR1: 11.180 ,SNR2: 27.064
3C237 2025/10/12 23.55UT TOYOKAWA-FUJI
C_peak= 0.368
t_peak= -0.060
t_midp= -0.180
t_midp= -0.178
T20251013081500
F20251013081500
BLK: 5,SNR1: 2.3588 ,SNR2: 7.7012
BLK: 5,SNR1: 6.8562 ,SNR2: 15.729
3C230 2025/10/12 23.28UT TOYOKAWA-FUJI
C_peak= 0.226
t_peak= 0.000
t_midp= -0.020
t_midp= -0.024
T20251013083717
K20251013083715
BLK: 9,SNR1: 4.6372 ,SNR2: 7.0840
BLK: 9,SNR1: 8.3205 ,SNR2: 14.858
1011+110 2025/10/12 23.65UT TOYOKAWA-KISO
C_peak= 0.279
t_peak= 0.000
t_midp= 0.000
t_midp= 0.000
T20251013083100
K20251013083057
BLK: 3,SNR1: 8.4205 ,SNR2: 21.122
BLK: 3,SNR1: 10.595 ,SNR2: 25.991
3C237 2025/10/12 23.55UT TOYOKAWA-KISO
C_peak= 0.404
t_peak= 0.000
t_midp= 0.000
t_midp= 0.000
T20251013081500
K20251013081457
BLK: 7,SNR1: 2.2888 ,SNR2: 7.5215
BLK: 7,SNR1: 12.150 ,SNR2: 26.735
3C230 2025/10/12 23.28UT TOYOKAWA-KISO
C_peak= 0.282
t_peak= 0.740
t_midp= 0.750
t_midp= 0.750
F20251013083717
K20251013083715
BLK:10,SNR1: 1.3628 ,SNR2: 3.9003
BLK:10,SNR1: 8.7384 ,SNR2: 15.216
1011+110 2025/10/12 23.65UT FUJI -KISO
C_peak= 0.324
t_peak= 0.000
t_midp= 0.060
t_midp= 0.042
F20251013083100
K20251013083057
BLK: 2,SNR1: 10.687 ,SNR2: 26.190
BLK: 2,SNR1: 11.439 ,SNR2: 27.895
3C237 2025/10/12 23.55UT FUJI -KISO
C_peak= 0.567
t_peak= 0.000
t_midp= 0.000
t_midp= 0.000
F20251013081500
K20251013081457
BLK: 4,SNR1: 1.4230 ,SNR2: 5.1566
BLK: 4,SNR1: 9.7408 ,SNR2: 17.082
3C230 2025/10/12 23.28UT FUJI -KISO
C_peak= 0.588
t_peak= 0.000
t_midp= -0.010
t_midp= -0.002
Intensity
Time (sec)
Nor. Level
Power
Frequency (Hz)
Cross/Auto Correlation

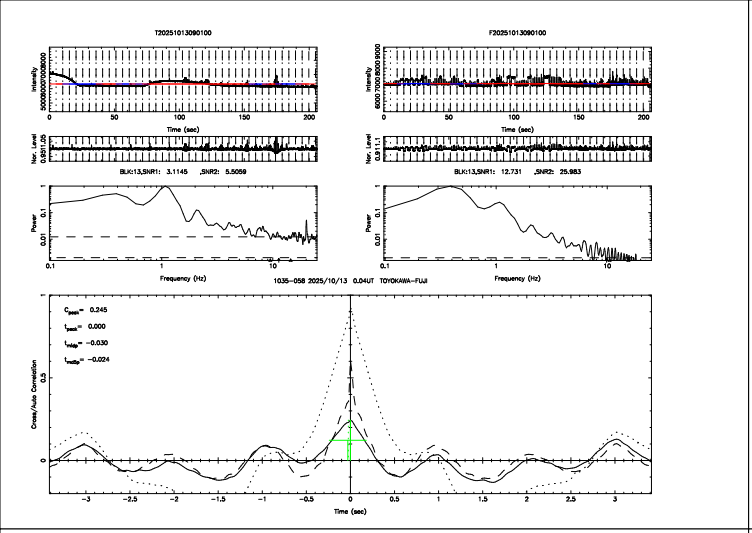
T20251013090100
F20251013090100
BLK:13,SNR1: 3.1145 ,SNR2: 5.5059
BLK:13,SNR1: 12.731 ,SNR2: 25.983
1035-058 2025/10/13 0.04UT TOYOKAWA-FUJI
C_{peak}= 0.245
t_{peak}= 0.000
t_{rise}= −0.030
t_{fall}= −0.024

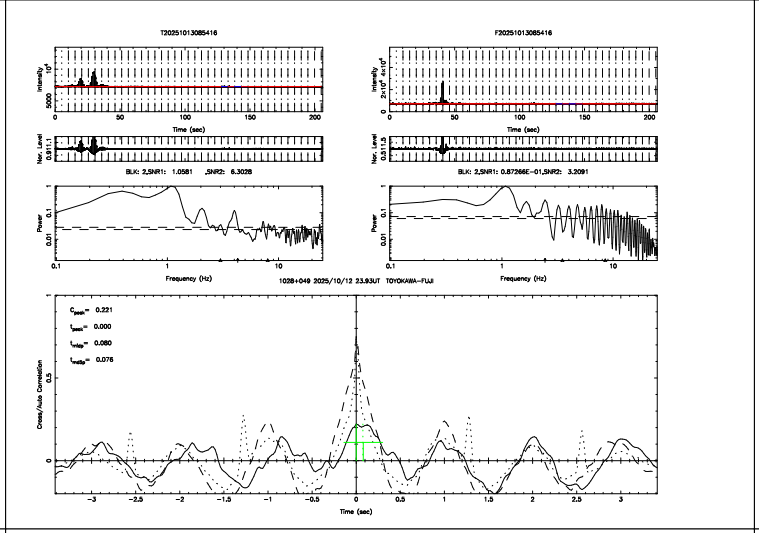
T20251013085416
F20251013085416
BLK: 2,SNR1: 1.0581 ,SNR2: 6.3028
BLK: 2,SNR1: 0.87266E−01,SNR2: 3.2091
1028+049 2025/10/12 23.93UT TOYOKAWA-FUJI
C_{peak}= 0.221
t_{peak}= 0.000
t_{rise}= 0.080
t_{fall}= 0.076

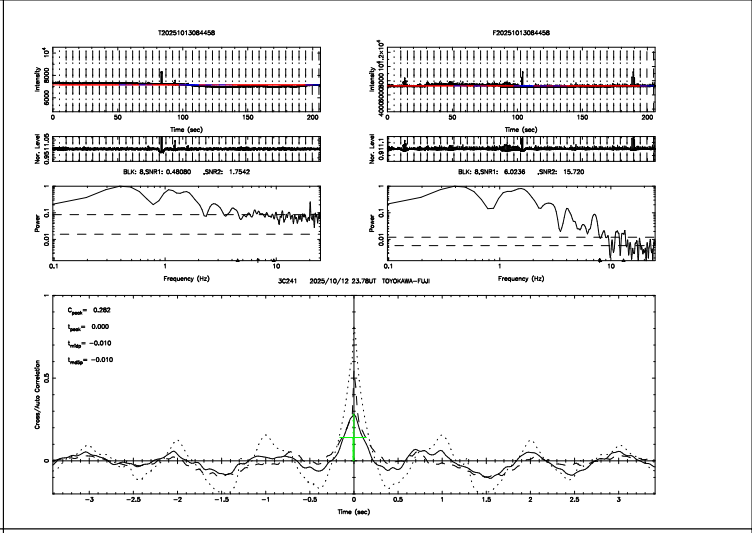
T20251013084458
F20251013084458
BLK: 8,SNR1: 0.48080 ,SNR2: 1.7542
BLK: 8,SNR1: 6.0236 ,SNR2: 15.720
3C241 2025/10/12 23.78UT TOYOKAWA-FUJI
C_{peak}= 0.282
t_{peak}= 0.000
t_{rise}= −0.010
t_{fall}= −0.010

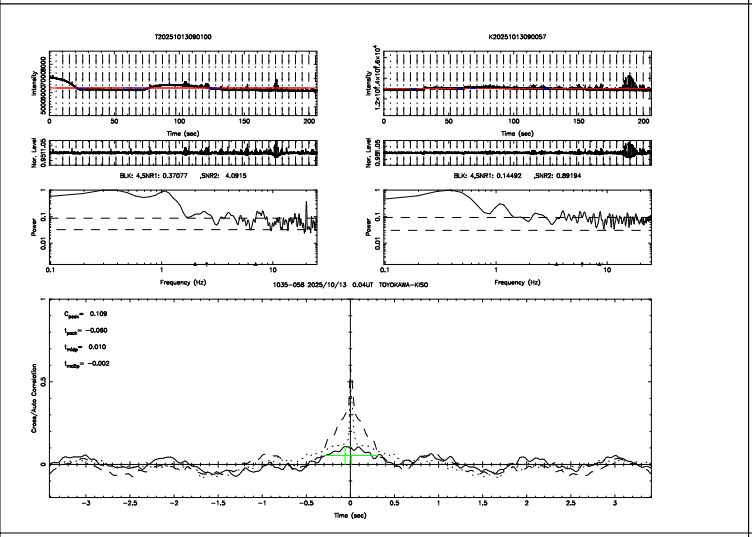
T20251013090100
K20251013090057
BLK: 4,SNR1: 0.37077 ,SNR2: 4.0915
BLK: 4,SNR1: 0.14482 ,SNR2: 0.89194
1035-058 2025/10/13 0.04UT TOYOKAWA-KISO
C_{peak}= 0.109
t_{peak}= −0.060
t_{rise}= 0.010
t_{fall}= −0.002

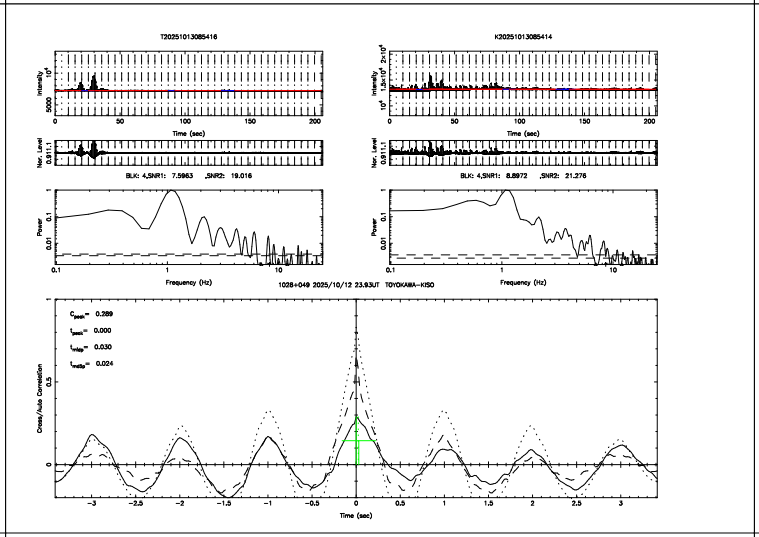
T20251013085416
K20251013085414
BLK: 4,SNR1: 7.5963 ,SNR2: 19.016
BLK: 4,SNR1: 8.8972 ,SNR2: 21.276
1028+049 2025/10/12 23.93UT TOYOKAWA-KISO
C_{peak}= 0.289
t_{peak}= 0.000
t_{rise}= 0.030
t_{fall}= 0.024

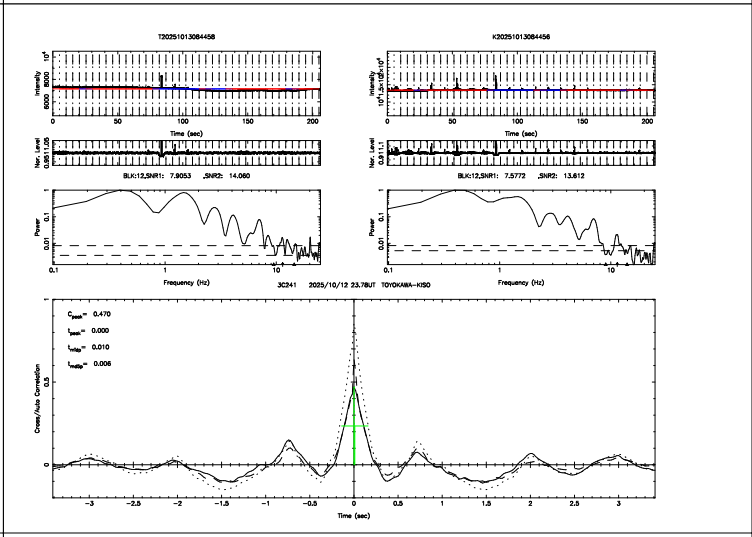
T20251013084458
K20251013084456
BLK:12,SNR1: 7.9053 ,SNR2: 14.060
BLK:12,SNR1: 7.5772 ,SNR2: 13.612
3C241 2025/10/12 23.78UT TOYOKAWA-KISO
C_{peak}= 0.470
t_{peak}= 0.000
t_{rise}= 0.010
t_{fall}= 0.006

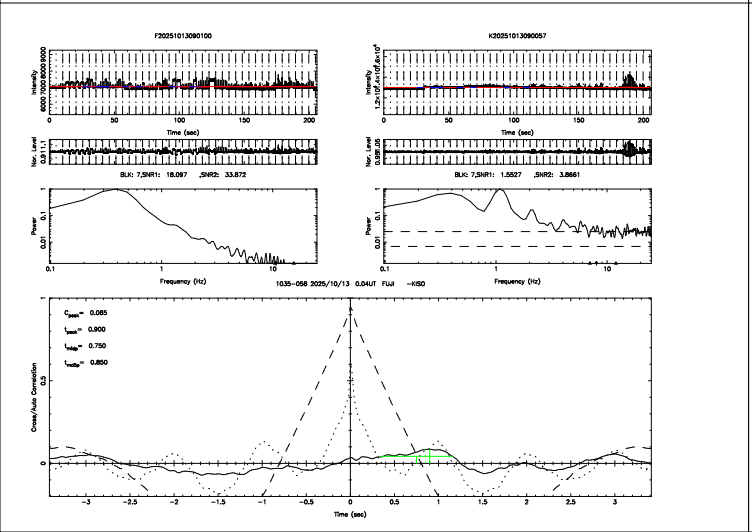
F20251013090100
K20251013090057
BLK: 7,SNR1: 18.097 ,SNR2: 33.872
BLK: 7,SNR1: 1.5527 ,SNR2: 3.8661
1035-058 2025/10/13 0.04UT FUJI −KISO
C_{peak}= 0.085
t_{peak}= 0.900
t_{rise}= 0.750
t_{fall}= 0.850

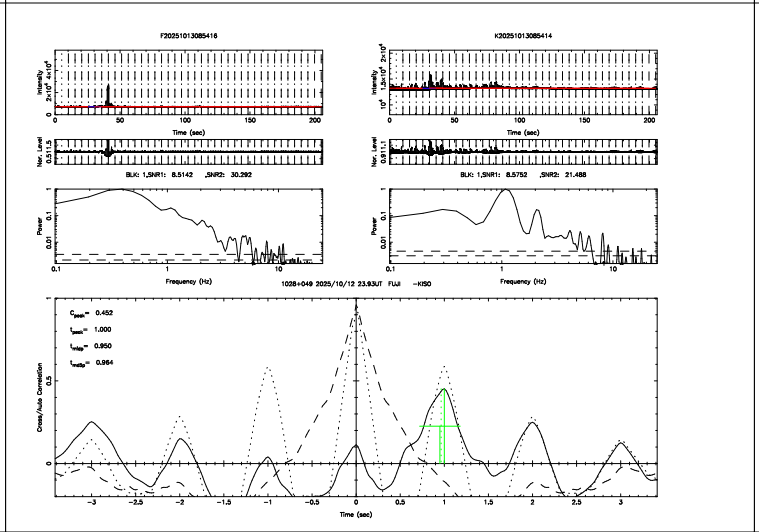
F20251013085416
K20251013085414
BLK: 1,SNR1: 8.5142 ,SNR2: 30.292
BLK: 1,SNR1: 8.5752 ,SNR2: 21.488
1028+049 2025/10/12 23.93UT FUJI −KISO
C_{peak}= 0.452
t_{peak}= 1.000
t_{rise}= 0.950
t_{fall}= 0.964

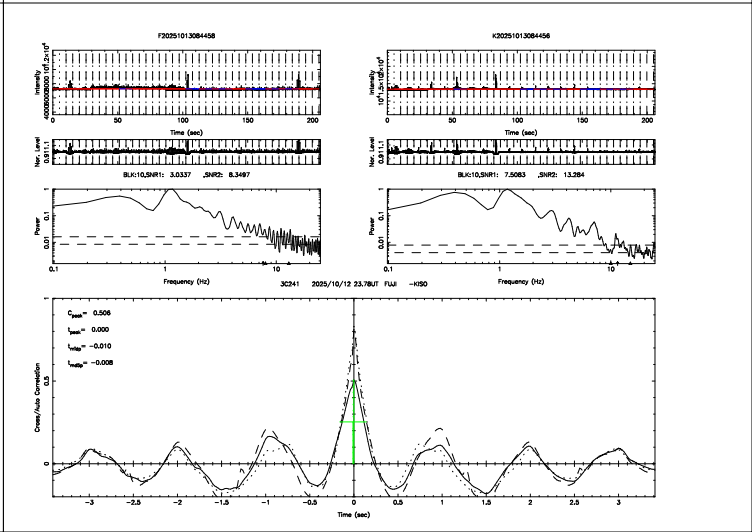
F20251013084458
K20251013084456
BLK:10,SNR1: 3.0337 ,SNR2: 8.3497
BLK:10,SNR1: 7.5083 ,SNR2: 13.284
3C241 2025/10/12 23.78UT FUJI −KISO
C_{peak}= 0.506
t_{peak}= 0.000
t_{rise}= −0.010
t_{fall}= −0.008

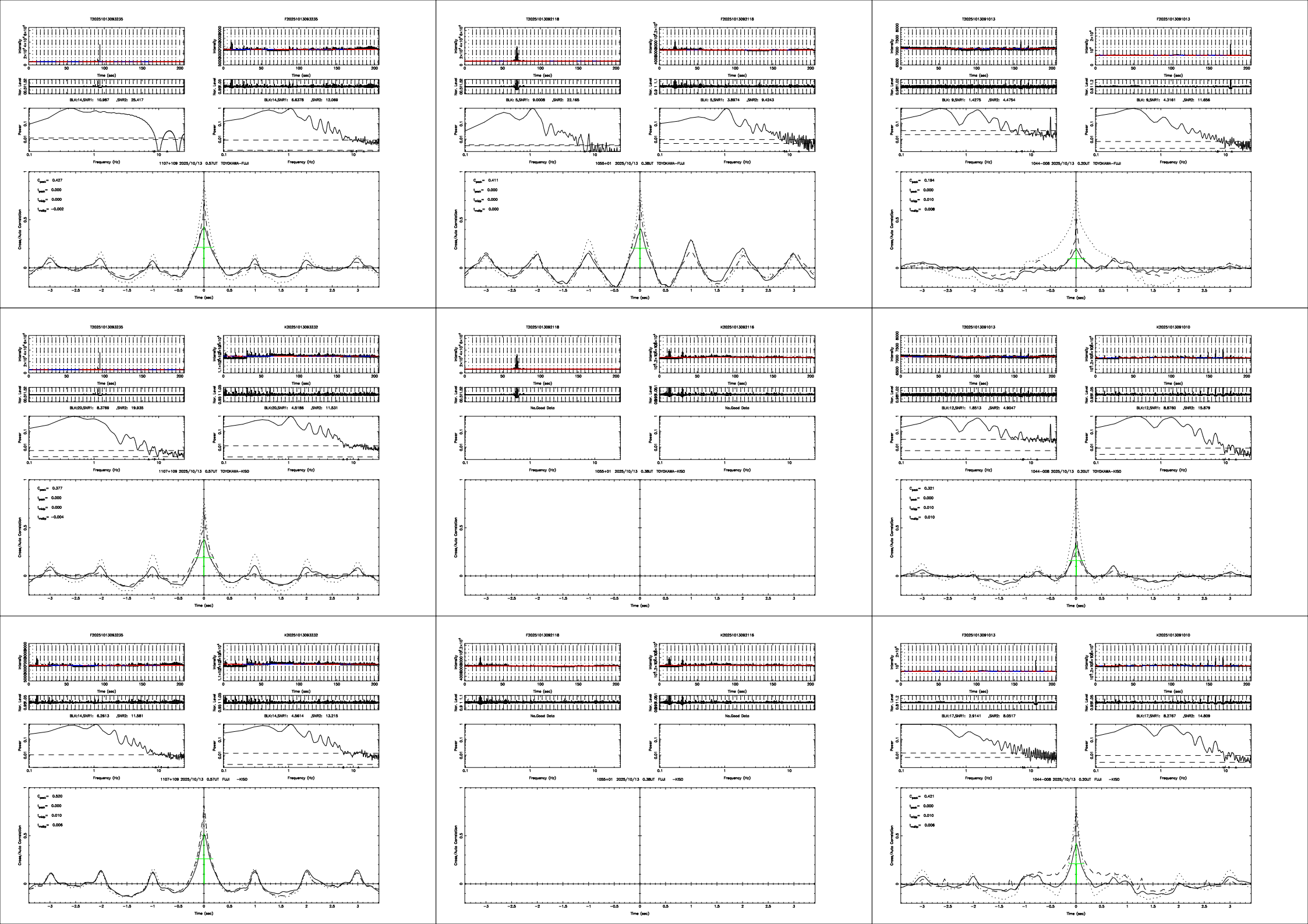
T20251013093235
F20251013093235
BLK:14,SNR1: 10.987 ,SNR2: 25.417
BLK:14,SNR1: 6.6378 ,SNR2: 12.069
1107+109 2025/10/13 0.57UT TOYOKAWA-FUJI
C_peak= 0.427
t_peak= 0.000
t_midp= 0.000
t_midbp= -0.002
T20251013092118
F20251013092118
BLK: 5,SNR1: 9.0008 ,SNR2: 22.165
BLK: 5,SNR1: 3.8974 ,SNR2: 9.4243
1055+01 2025/10/13 0.38UT TOYOKAWA-FUJI
C_peak= 0.411
t_peak= 0.000
t_midp= 0.000
t_midbp= 0.000
T20251013091013
F20251013091013
BLK: 9,SNR1: 1.4275 ,SNR2: 4.4754
BLK: 9,SNR1: 4.3161 ,SNR2: 11.656
1044-008 2025/10/13 0.20UT TOYOKAWA-FUJI
C_peak= 0.194
t_peak= 0.000
t_midp= 0.010
t_midbp= 0.008
T20251013093235
K20251013093232
BLK:20,SNR1: 8.3769 ,SNR2: 19.935
BLK:20,SNR1: 4.5186 ,SNR2: 11.531
1107+109 2025/10/13 0.57UT TOYOKAWA-KISO
C_peak= 0.377
t_peak= 0.000
t_midp= 0.000
t_midbp= -0.004
T20251013092118
K20251013092116
No.Good Data
No.Good Data
1055+01 2025/10/13 0.38UT TOYOKAWA-KISO
T20251013091013
K20251013091010
BLK:12,SNR1: 1.8513 ,SNR2: 4.9047
BLK:12,SNR1: 8.8760 ,SNR2: 15.879
1044-008 2025/10/13 0.20UT TOYOKAWA-KISO
C_peak= 0.321
t_peak= 0.000
t_midp= 0.010
t_midbp= 0.010
F20251013093235
K20251013093232
BLK:14,SNR1: 6.2613 ,SNR2: 11.581
BLK:14,SNR1: 4.5614 ,SNR2: 13.215
1107+109 2025/10/13 0.57UT FUJI -KISO
C_peak= 0.520
t_peak= 0.000
t_midp= 0.010
t_midbp= 0.006
F20251013092118
K20251013092116
No.Good Data
No.Good Data
1055+01 2025/10/13 0.38UT FUJI -KISO
F20251013091013
K20251013091010
BLK:17,SNR1: 2.9141 ,SNR2: 8.0517
BLK:17,SNR1: 8.2767 ,SNR2: 14.809
1044-008 2025/10/13 0.20UT FUJI -KISO
C_peak= 0.421
t_peak= 0.000
t_midp= 0.010
t_midbp= 0.006
Intensity
Time (sec)
Nor. Level
Power
Frequency (Hz)
Cross/Auto Correlation

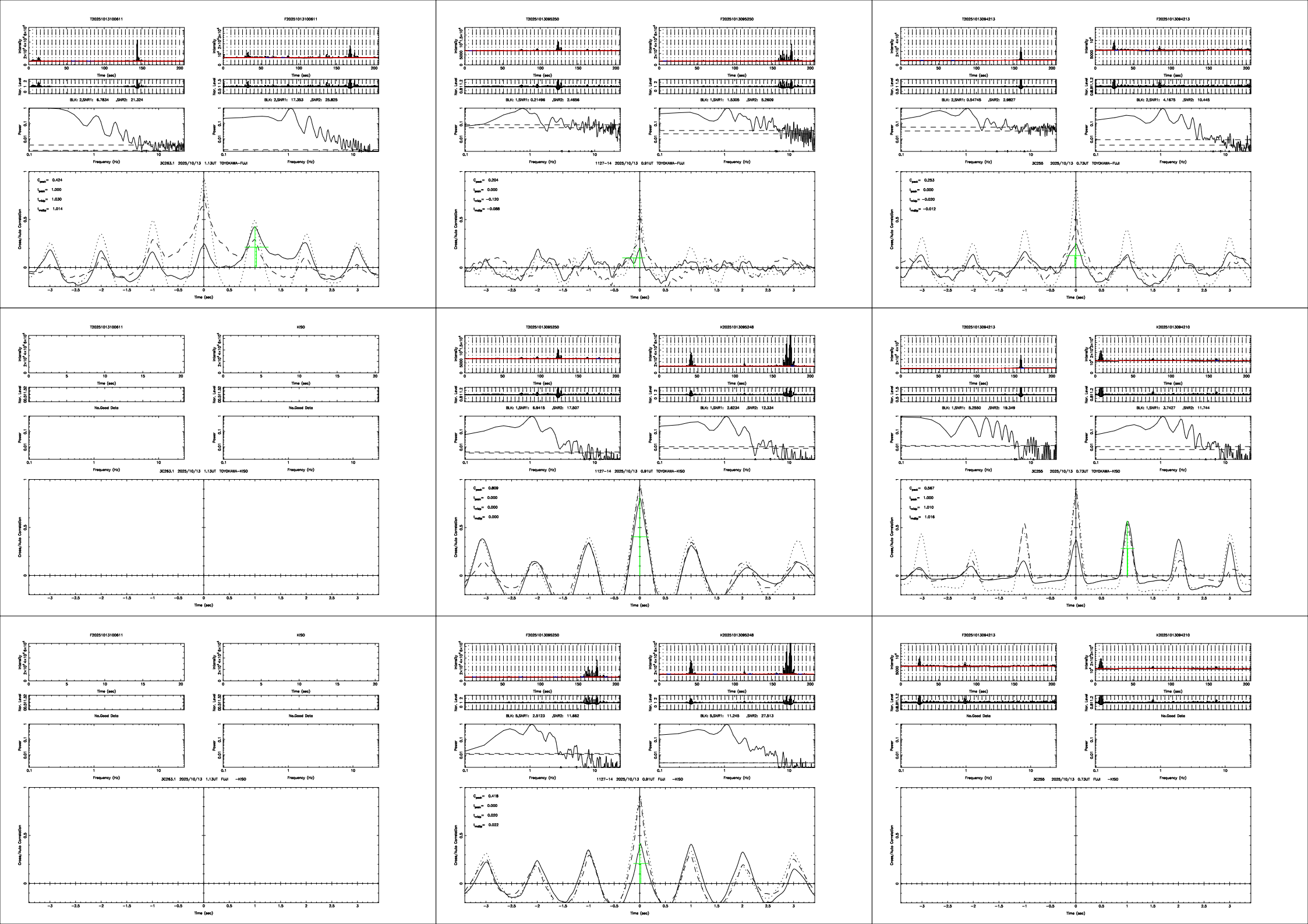
T20251013100611
F20251013100611
T20251013095250
F20251013095250
T20251013094213
F20251013094213
K20251013095248
K20251013094210
KISO
Intensity
Time (sec)
Nor. Level
No.Good Data
Power
Frequency (Hz)
Cross/Auto Correlation
3C263.1 2025/10/13 1.13UT TOYOKAWA–FUJI
3C263.1 2025/10/13 1.13UT TOYOKAWA–KISO
3C263.1 2025/10/13 1.13UT FUJI –KISO
1127–14 2025/10/13 0.91UT TOYOKAWA–FUJI
1127–14 2025/10/13 0.91UT TOYOKAWA–KISO
1127–14 2025/10/13 0.91UT FUJI –KISO
3C255 2025/10/13 0.73UT TOYOKAWA–FUJI
3C255 2025/10/13 0.73UT TOYOKAWA–KISO
3C255 2025/10/13 0.73UT FUJI –KISO

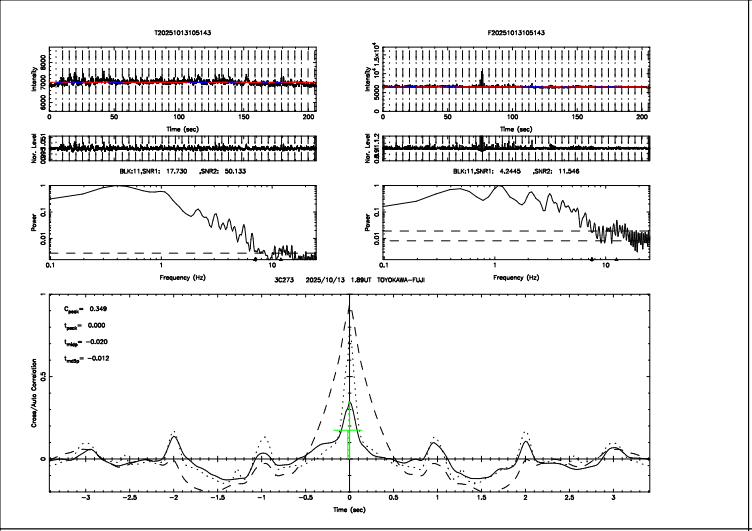
T20251013105143
F20251013105143
BLK:11,SNR1: 17.730 ,SNR2: 50.133
BLK:11,SNR1: 4.2445 ,SNR2: 11.546
3C273 2025/10/13 1.89UT TOYOKAWA-FUJI
Cpeak= 0.349
tpeak= 0.000
tstdp= -0.020
tstdp= -0.012
Time (sec)
Frequency (Hz)
Cross/Auto Correlation

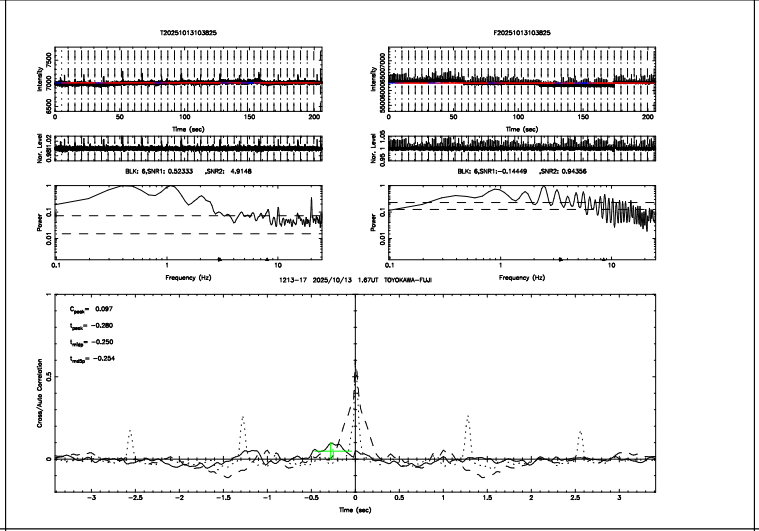
T20251013103825
F20251013103825
BLK: 6,SNR1: 0.52333 ,SNR2: 4.9148
BLK: 6,SNR1:-0.14449 ,SNR2: 0.94356
1213-17 2025/10/13 1.67UT TOYOKAWA-FUJI
Cpeak= 0.097
tpeak= -0.280
tstdp= -0.250
tstdp= -0.254
Time (sec)
Frequency (Hz)
Cross/Auto Correlation

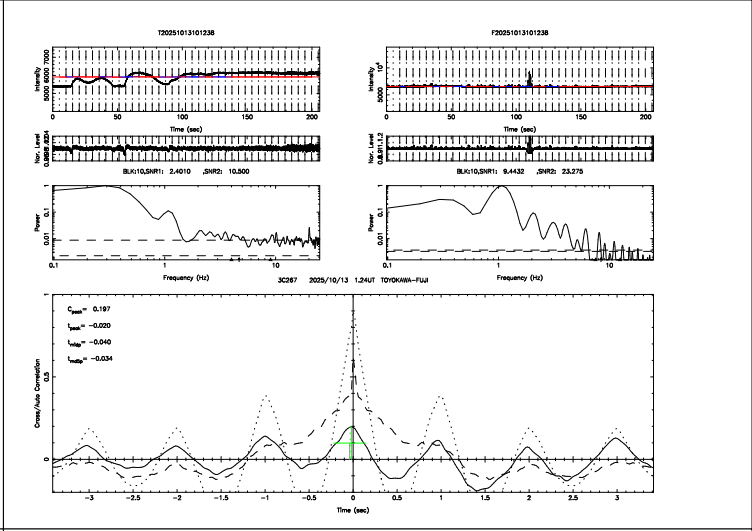
T20251013101238
F20251013101238
BLK10,SNR1: 2.4010 ,SNR2: 10.500
BLK10,SNR1: 9.4432 ,SNR2: 23.275
3C267 2025/10/13 1.24UT TOYOKAWA-FUJI
Cpeak= 0.197
tpeak= -0.020
tstdp= -0.040
tstdp= -0.034
Time (sec)
Frequency (Hz)
Cross/Auto Correlation

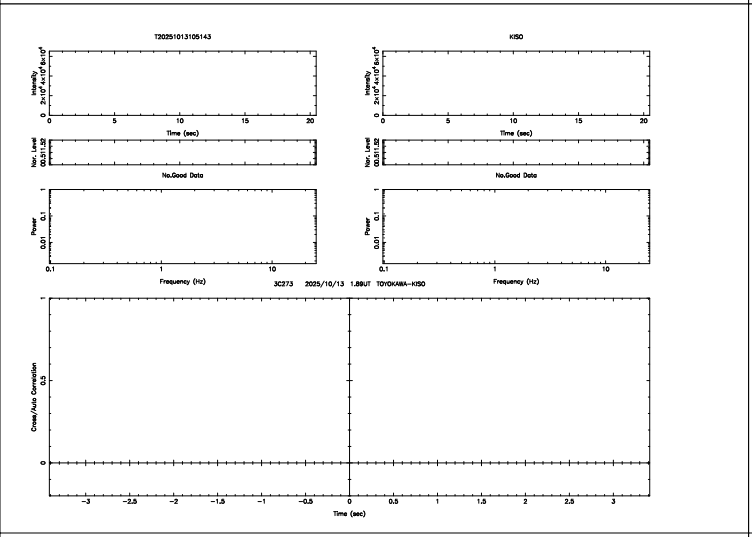
T20251013105143
KISO
No.Good Data
3C273 2025/10/13 1.89UT TOYOKAWA-KISO
Time (sec)
Frequency (Hz)
Cross/Auto Correlation

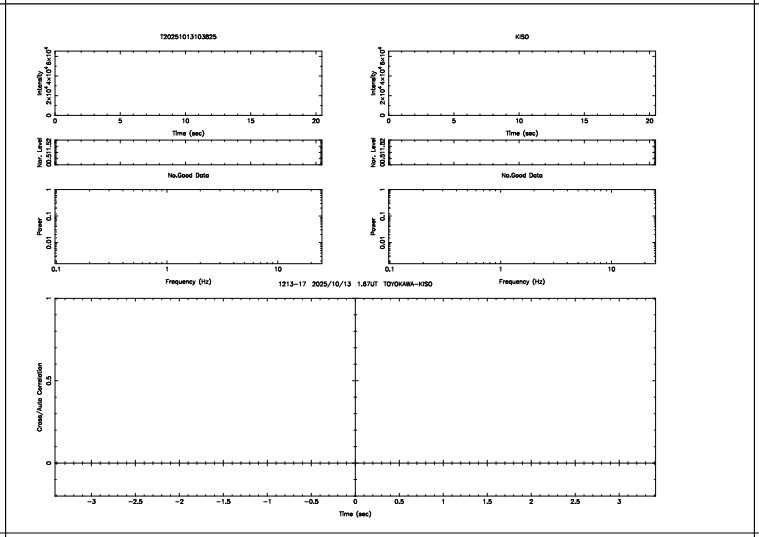
T20251013103825
KISO
No.Good Data
1213-17 2025/10/13 1.67UT TOYOKAWA-KISO
Time (sec)
Frequency (Hz)
Cross/Auto Correlation

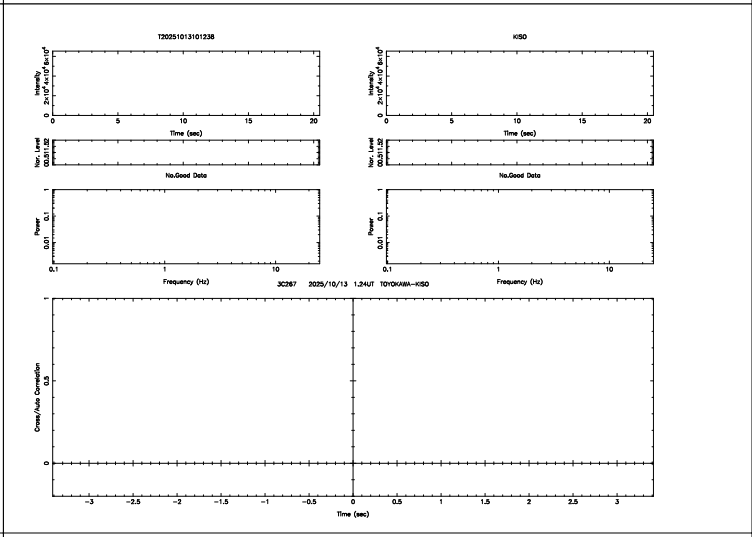
T20251013101238
KISO
No.Good Data
3C267 2025/10/13 1.24UT TOYOKAWA-KISO
Time (sec)
Frequency (Hz)
Cross/Auto Correlation

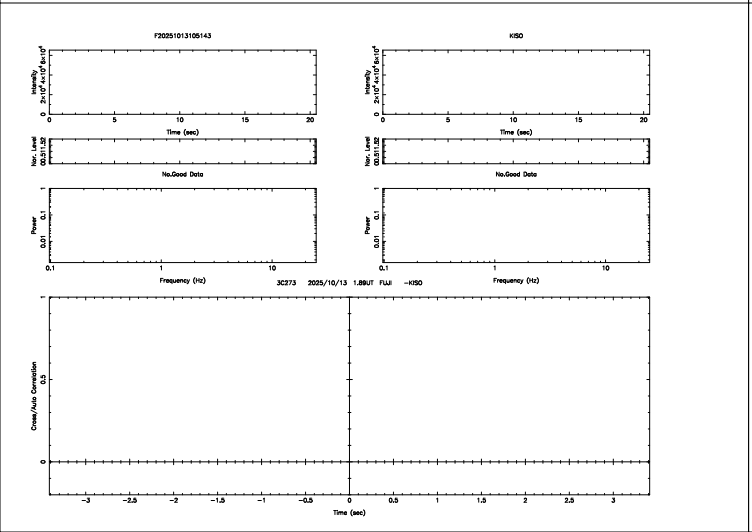
F20251013105143
KISO
No.Good Data
3C273 2025/10/13 1.89UT FUJI -KISO
Time (sec)
Frequency (Hz)
Cross/Auto Correlation

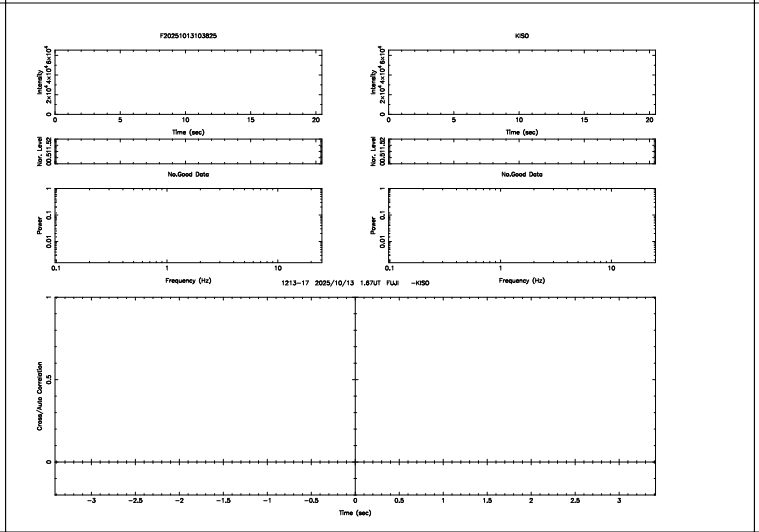
F20251013103825
KISO
No.Good Data
1213-17 2025/10/13 1.67UT FUJI -KISO
Time (sec)
Frequency (Hz)
Cross/Auto Correlation

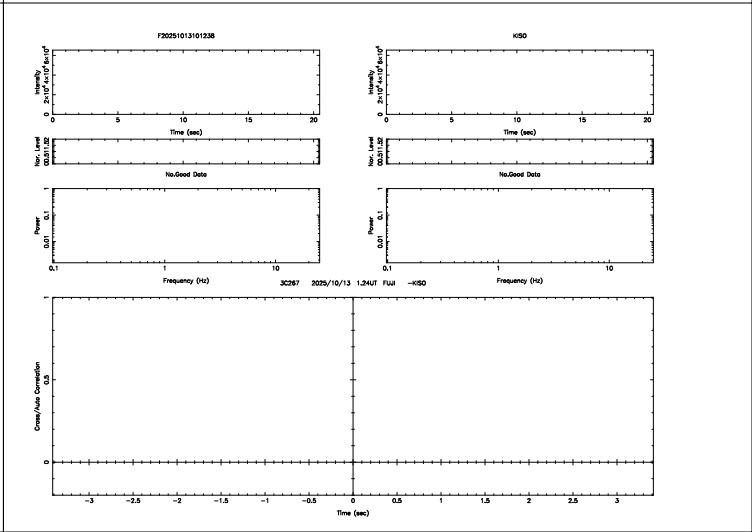
F20251013101238
KISO
No.Good Data
3C267 2025/10/13 1.24UT FUJI -KISO
Time (sec)
Frequency (Hz)
Cross/Auto Correlation

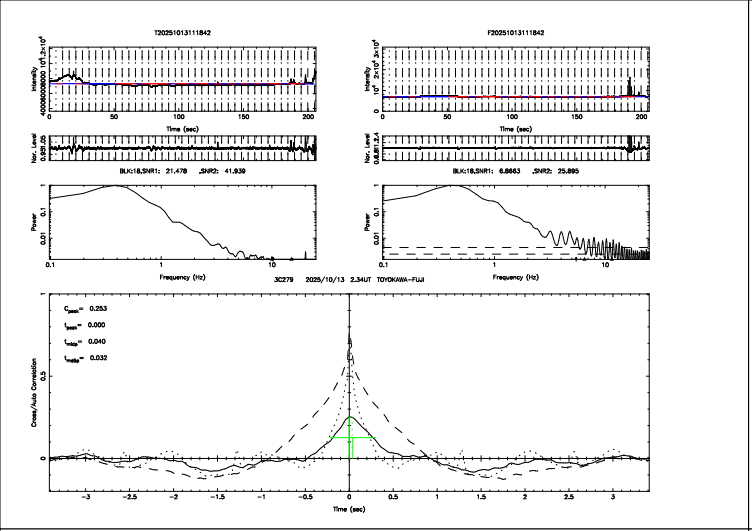
T20251013111842
F20251013111842
BLK:18,SNR1: 21.478 ,SNR2: 41.939
BLK:18,SNR1: 8.8663 ,SNR2: 25.895
3C279 2025/10/13 2.34UT TOYOKAWA-FUJI
C_{peak}= 0.253
t_{peak}= 0.000
t_{cntr}= 0.040
t_{mdle}= 0.032

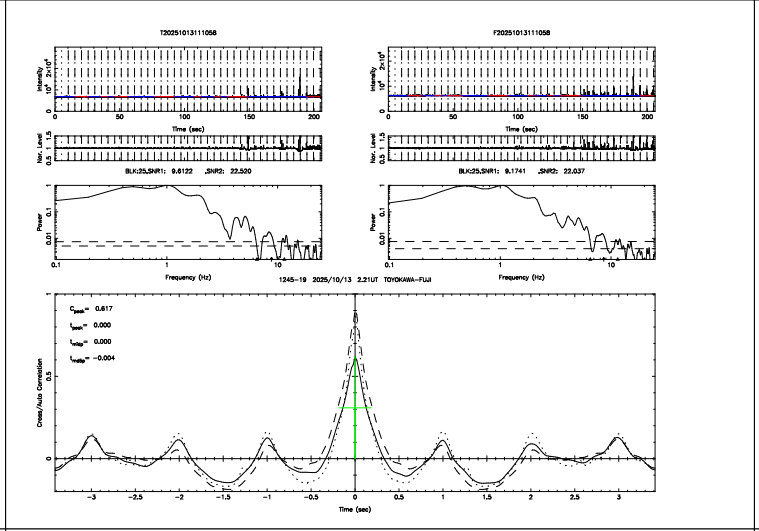
T20251013111058
F20251013111058
BLK:25,SNR1: 9.6122 ,SNR2: 22.520
BLK:25,SNR1: 9.1741 ,SNR2: 22.037
1245-19 2025/10/13 2.21UT TOYOKAWA-FUJI
C_{peak}= 0.617
t_{peak}= 0.000
t_{cntr}= 0.000
t_{mdle}= -0.004

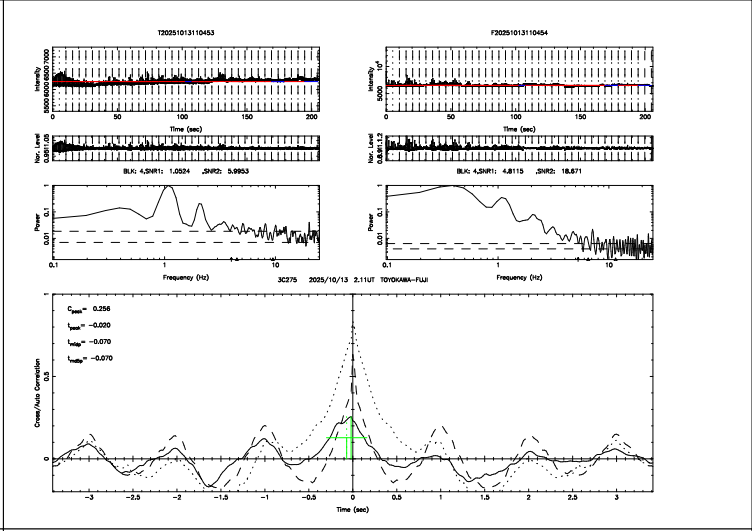
T20251013110453
F20251013110454
BLK: 4,SNR1: 1.0524 ,SNR2: 5.9953
BLK: 4,SNR1: 4.8115 ,SNR2: 18.671
3C275 2025/10/13 2.11UT TOYOKAWA-FUJI
C_{peak}= 0.256
t_{peak}= -0.020
t_{cntr}= -0.070
t_{mdle}= -0.070

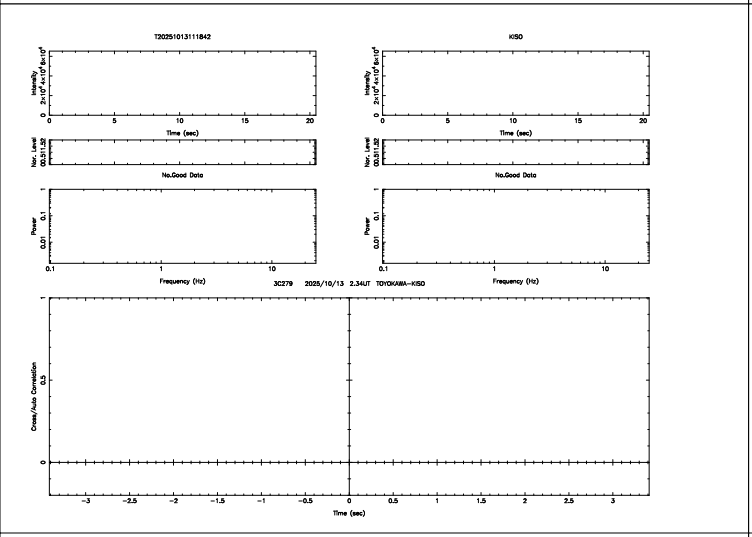
T20251013111842
KISO
No.Good Data
No.Good Data
3C279 2025/10/13 2.34UT TOYOKAWA-KISO

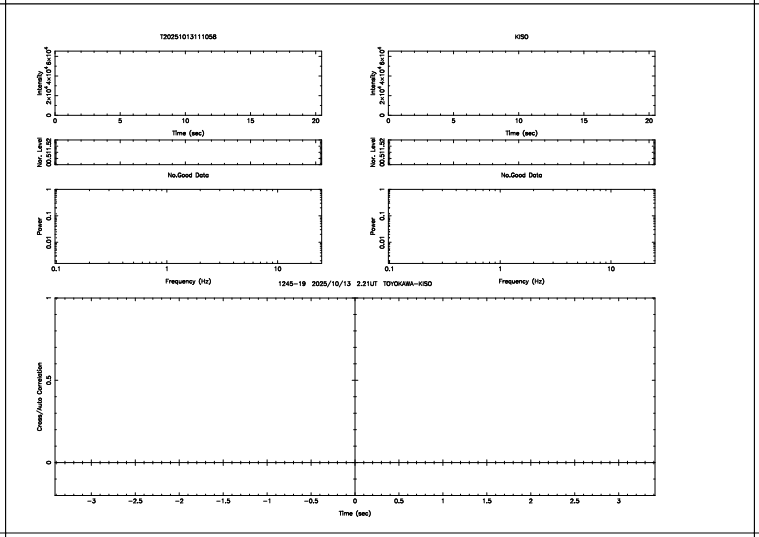
T20251013111058
KISO
No.Good Data
No.Good Data
1245-19 2025/10/13 2.21UT TOYOKAWA-KISO

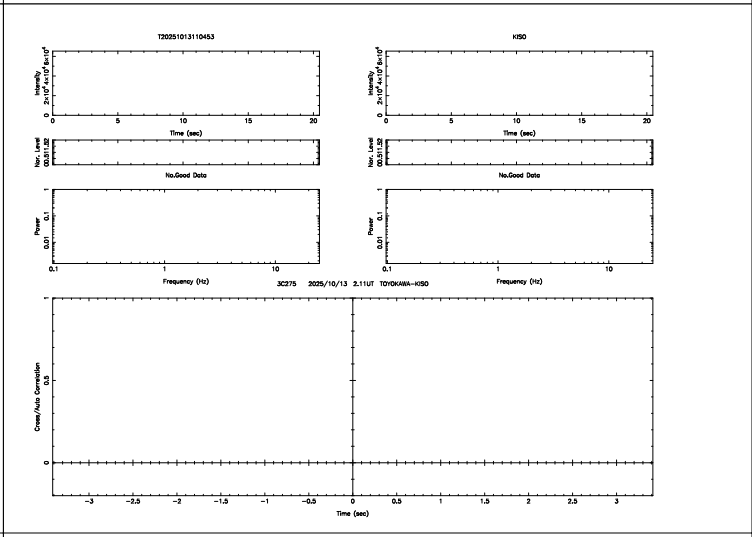
T20251013110453
KISO
No.Good Data
No.Good Data
3C275 2025/10/13 2.11UT TOYOKAWA-KISO

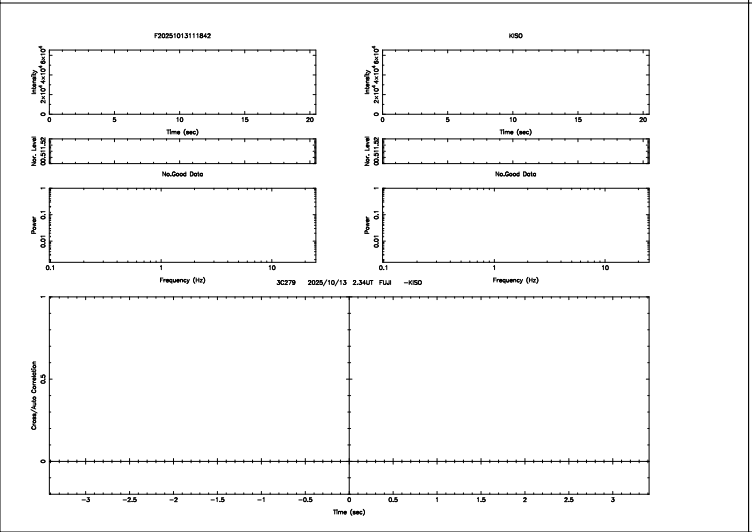
F20251013111842
KISO
No.Good Data
No.Good Data
3C279 2025/10/13 2.34UT FUJI -KISO

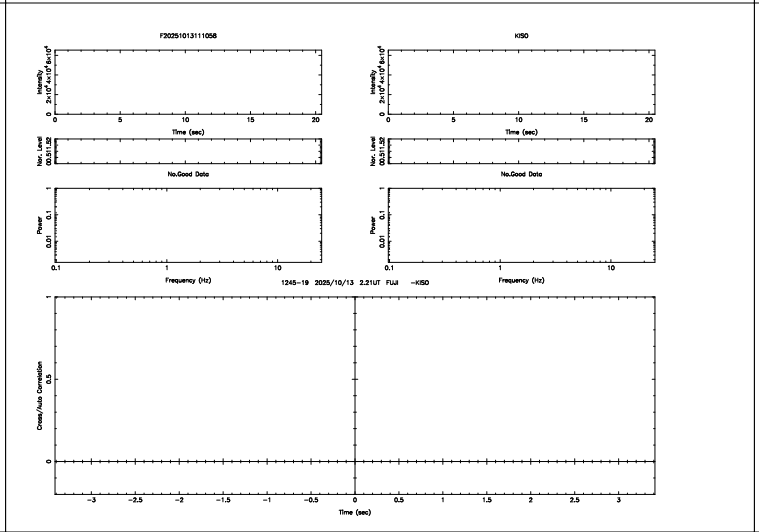
F20251013111058
KISO
No.Good Data
No.Good Data
1245-19 2025/10/13 2.21UT FUJI -KISO

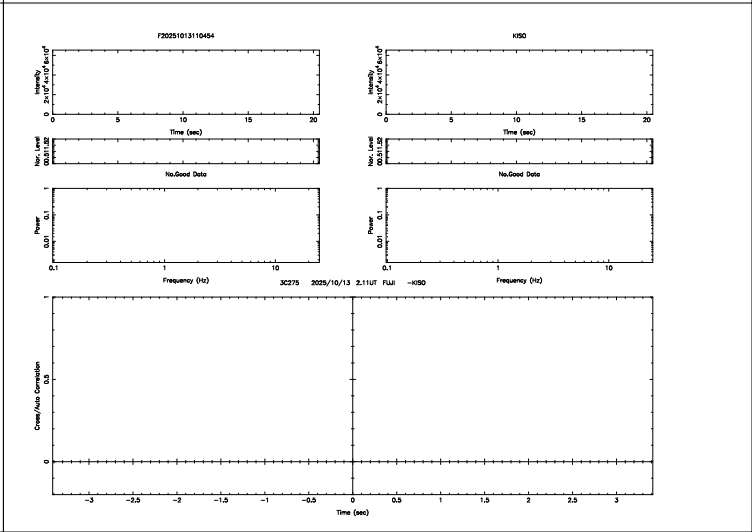
F20251013110454
KISO
No.Good Data
No.Good Data
3C275 2025/10/13 2.11UT FUJI -KISO


T20251013115326
F20251013115326
BLK: 6,SNR1: 2.5466 ,SNR2: 9.0747
BLK: 6,SNR1: 7.1829 ,SNR2: 16.714
3C286 2025/10/13 2.92UT TOYOKAWA-FUJI
T20251013114836
F20251013114836
BLK: 3,SNR1: 11.545 ,SNR2: 28.235
BLK: 3,SNR1: 8.6806 ,SNR2: 21.871
1323+32 2025/10/13 2.84UT TOYOKAWA-FUJI
T20251013113412
F20251013113412
BLK: 1,SNR1: 3.3879 ,SNR2: 12.194
BLK: 1,SNR1: 6.0968 ,SNR2: 15.175
3C283 2025/10/13 2.60UT TOYOKAWA-FUJI
T20251013115326
KISO
3C286 2025/10/13 2.92UT TOYOKAWA-KISO
T20251013114836
KISO
1323+32 2025/10/13 2.84UT TOYOKAWA-KISO
T20251013113412
KISO
3C283 2025/10/13 2.60UT TOYOKAWA-KISO
F20251013115326
KISO
3C286 2025/10/13 2.92UT FUJI -KISO
F20251013114836
KISO
1323+32 2025/10/13 2.84UT FUJI -KISO
F20251013113412
KISO
3C283 2025/10/13 2.60UT FUJI -KISO
Intensity
Time (sec)
Nor. Level
Power
Frequency (Hz)
Cross/Auto Correlation
No.Good Data

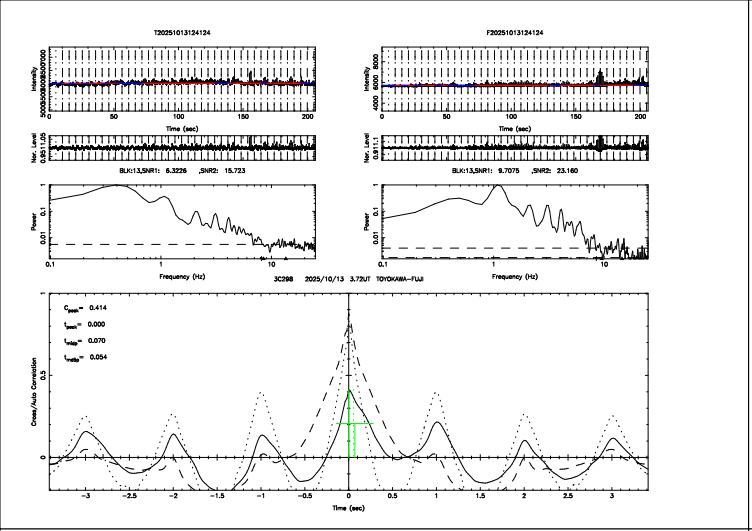
T20251013124124
F20251013124124
BLK:13,SNR1: 6.3226 ,SNR2: 15.723
BLK:13,SNR1: 9.7075 ,SNR2: 23.160
3C298 2025/10/13 3.72UT TOYOKAWA-FUJI
C_{peak}= 0.414
t_{peak}= 0.000
t_{edge}= 0.070
t_{width}= 0.054
Time (sec)
Frequency (Hz)
Cross/Auto Correlation

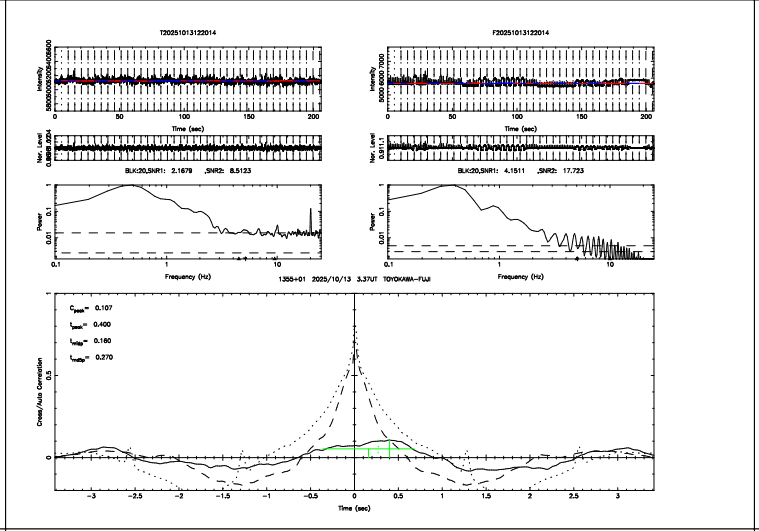
T20251013122014
F20251013122014
BLK:20,SNR1: 2.1679 ,SNR2: 8.5123
BLK:20,SNR1: 4.1511 ,SNR2: 17.723
1355+01 2025/10/13 3.37UT TOYOKAWA-FUJI
C_{peak}= 0.107
t_{peak}= 0.400
t_{edge}= 0.160
t_{width}= 0.270
Time (sec)
Frequency (Hz)
Cross/Auto Correlation

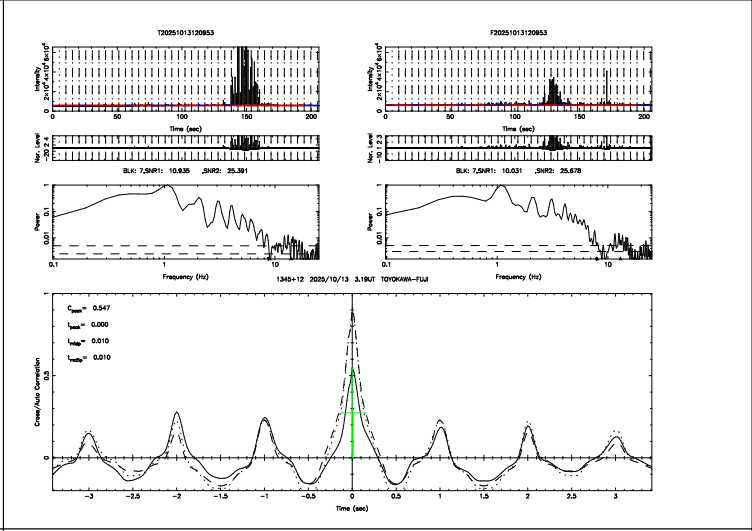
T20251013120953
F20251013120953
BLK: 7,SNR1: 10.935 ,SNR2: 25.391
BLK: 7,SNR1: 10.031 ,SNR2: 25.678
1345+12 2025/10/13 3.19UT TOYOKAWA-FUJI
C_{peak}= 0.547
t_{peak}= 0.000
t_{edge}= 0.010
t_{width}= 0.010
Time (sec)
Frequency (Hz)
Cross/Auto Correlation

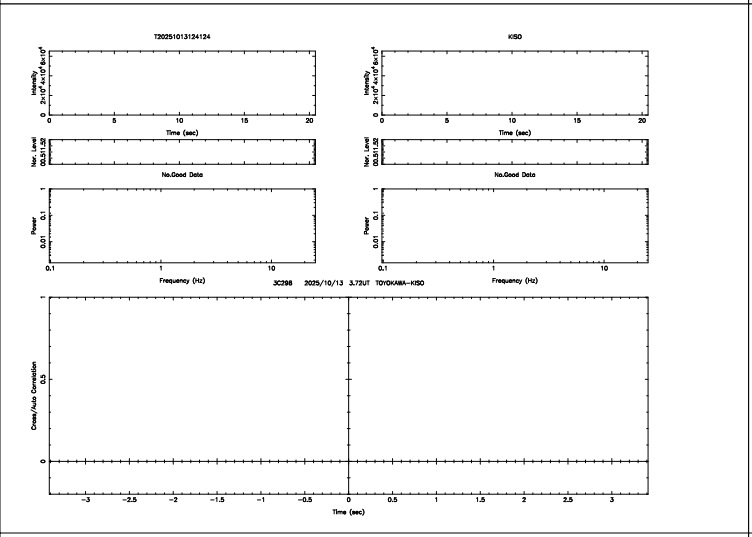
T20251013124124
KISO
No.Good Data
3C298 2025/10/13 3.72UT TOYOKAWA-KISO
Time (sec)
Frequency (Hz)
Cross/Auto Correlation


T20251013122014
KISO
No.Good Data
1355+01 2025/10/13 3.37UT TOYOKAWA-KISO
Time (sec)
Frequency (Hz)
Cross/Auto Correlation

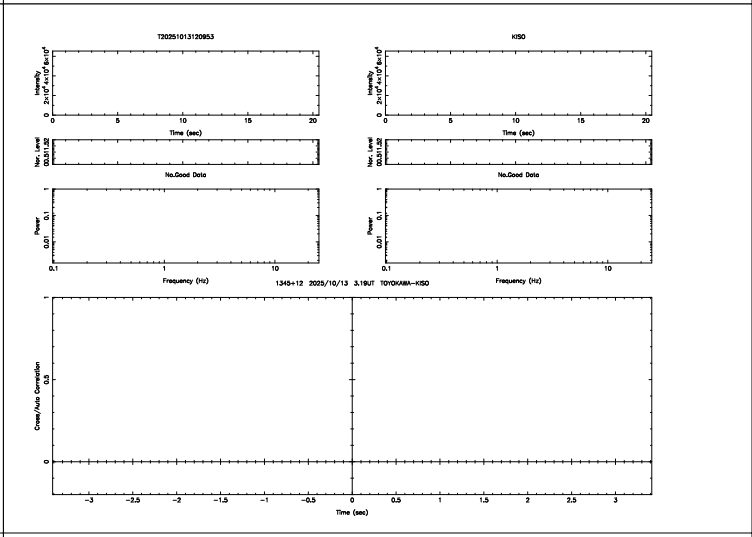
T20251013120953
KISO
No.Good Data
1345+12 2025/10/13 3.19UT TOYOKAWA-KISO
Time (sec)
Frequency (Hz)
Cross/Auto Correlation

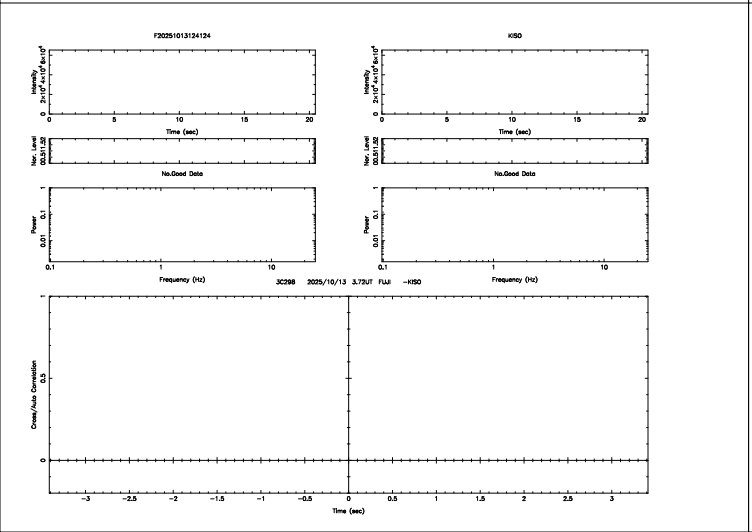
F20251013124124
KISO
No.Good Data
3C298 2025/10/13 3.72UT FUJI -KISO
Time (sec)
Frequency (Hz)
Cross/Auto Correlation

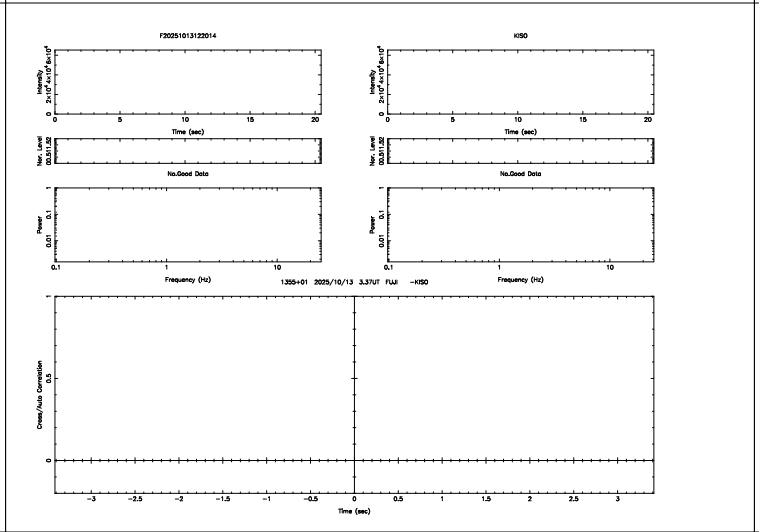
F20251013122014
KISO
No.Good Data
1355+01 2025/10/13 3.37UT FUJI -KISO
Time (sec)
Frequency (Hz)
Cross/Auto Correlation

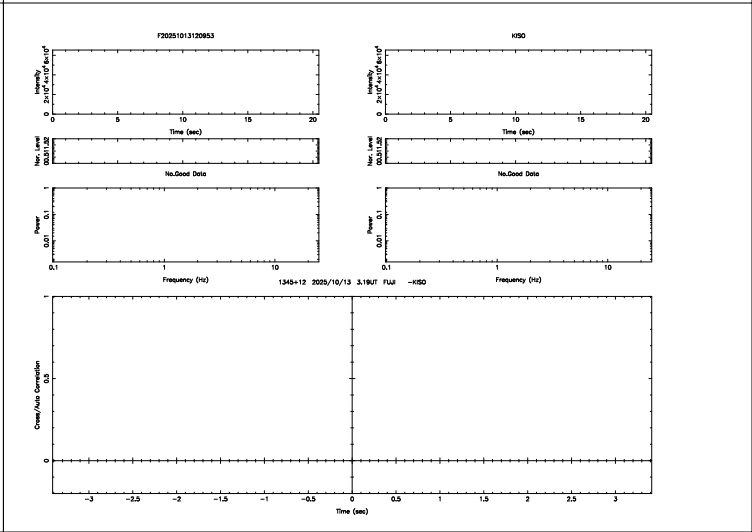
F20251013120953
KISO
No.Good Data
1345+12 2025/10/13 3.19UT FUJI -KISO
Time (sec)
Frequency (Hz)
Cross/Auto Correlation

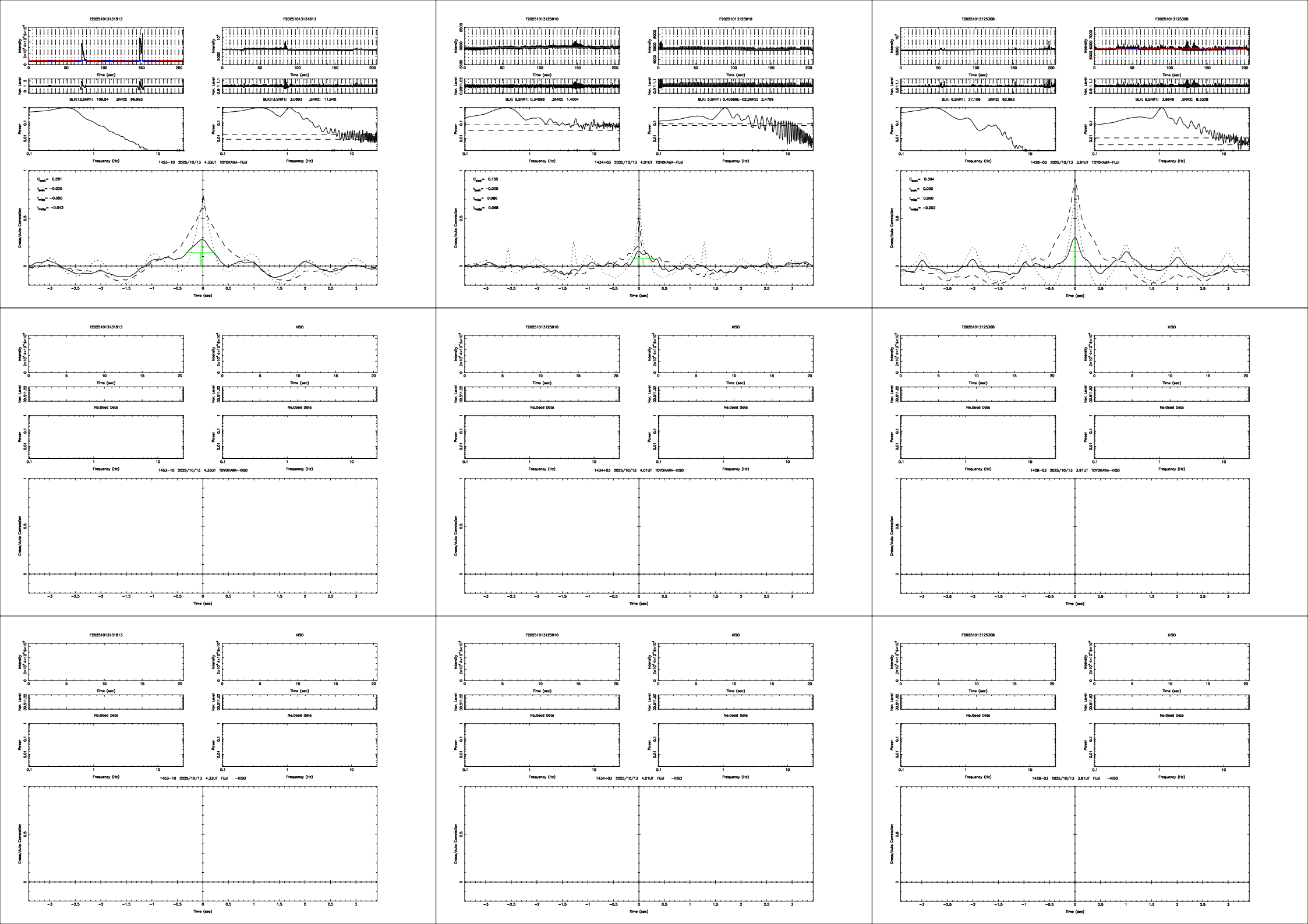
T20251013131813
F20251013131813
BLK:13,SNR1: 106.54 ,SNR2: 96.993
BLK:13,SNR1: 3.0693 ,SNR2: 11.945
1453−10 2025/10/13 4.33UT TOYOKAWA−FUJI
T20251013125910
F20251013125910
BLK: 5,SNR1: 0.34098 ,SNR2: 1.4004
BLK: 5,SNR1: 0.40566E−02,SNR2: 2.4709
1434+03 2025/10/13 4.01UT TOYOKAWA−FUJI
T20251013125308
F20251013125308
BLK: 6,SNR1: 27.106 ,SNR2: 62.693
BLK: 6,SNR1: 3.6849 ,SNR2: 8.3328
1428−03 2025/10/13 3.91UT TOYOKAWA−FUJI
T20251013131813
KISO
1453−10 2025/10/13 4.33UT TOYOKAWA−KISO
T20251013125910
KISO
1434+03 2025/10/13 4.01UT TOYOKAWA−KISO
T20251013125308
KISO
1428−03 2025/10/13 3.91UT TOYOKAWA−KISO
F20251013131813
KISO
1453−10 2025/10/13 4.33UT FUJI −KISO
F20251013125910
KISO
1434+03 2025/10/13 4.01UT FUJI −KISO
F20251013125308
KISO
1428−03 2025/10/13 3.91UT FUJI −KISO
Intensity
Time (sec)
Nor. Level
Power
Frequency (Hz)
Cross/Auto Correlation
No.Good Data

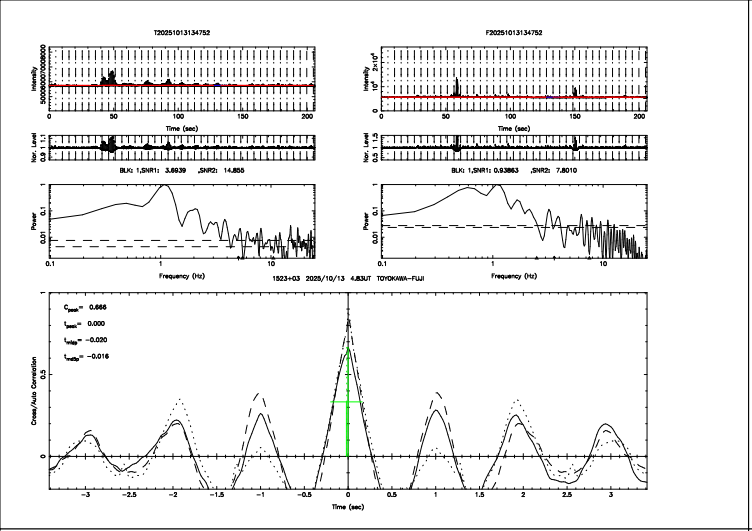
T20251013134752
F20251013134752
Time (sec)
Nor. Level
BLK: 1,SNR1: 3.6639 ,SNR2: 14.855
BLK: 1,SNR1: 0.93863 ,SNR2: 7.8010
Power
Frequency (Hz)
1523+03 2025/10/13 4.83UT TOYOKAWA-FUJI
C_{peak}= 0.666
t_{peak}= 0.000
t_{wide}= −0.020
t_{wide}= −0.016
Cross/Auto Correlation
Time (sec)

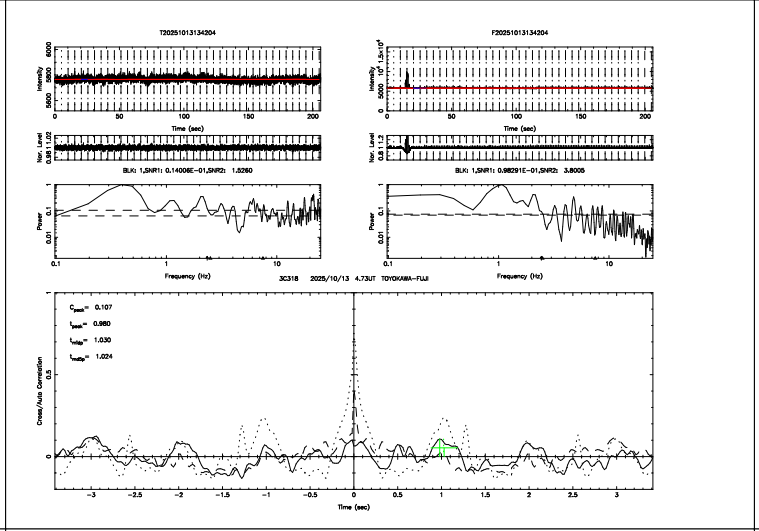
T20251013134204
F20251013134204
Time (sec)
Nor. Level
BLK: 1,SNR1: 0.14006E−01,SNR2: 1.0260
BLK: 1,SNR1: 0.98291E−01,SNR2: 3.8005
Power
Frequency (Hz)
3C318 2025/10/13 4.73UT TOYOKAWA-FUJI
C_{peak}= 0.107
t_{peak}= 0.980
t_{wide}= 1.030
t_{wide}= 1.024
Cross/Auto Correlation
Time (sec)

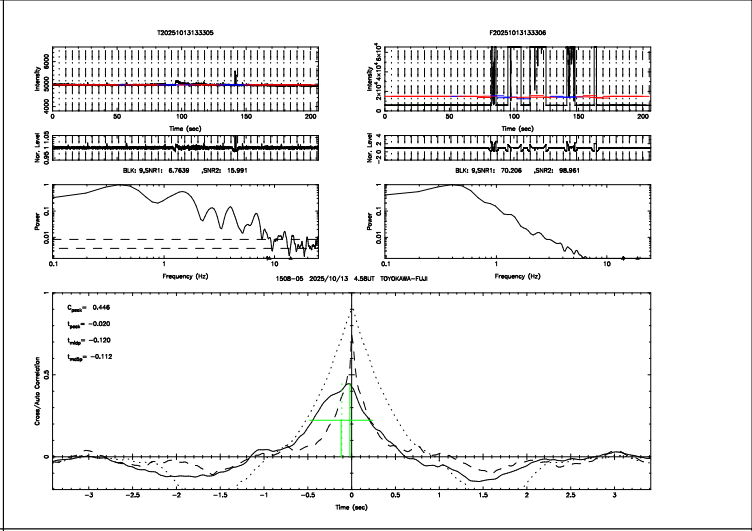
T20251013133305
F20251013133306
Time (sec)
Nor. Level
BLK: 9,SNR1: 6.7639 ,SNR2: 15.991
BLK: 9,SNR1: 70.206 ,SNR2: 98.961
Power
Frequency (Hz)
1508−05 2025/10/13 4.58UT TOYOKAWA-FUJI
C_{peak}= 0.446
t_{peak}= −0.020
t_{wide}= −0.120
t_{wide}= −0.112
Cross/Auto Correlation
Time (sec)


T20251013134752
KISO
Time (sec)
Nor. Level
No.Good Data
Power
Frequency (Hz)
1523+03 2025/10/13 4.83UT TOYOKAWA-KISO
Cross/Auto Correlation
Time (sec)

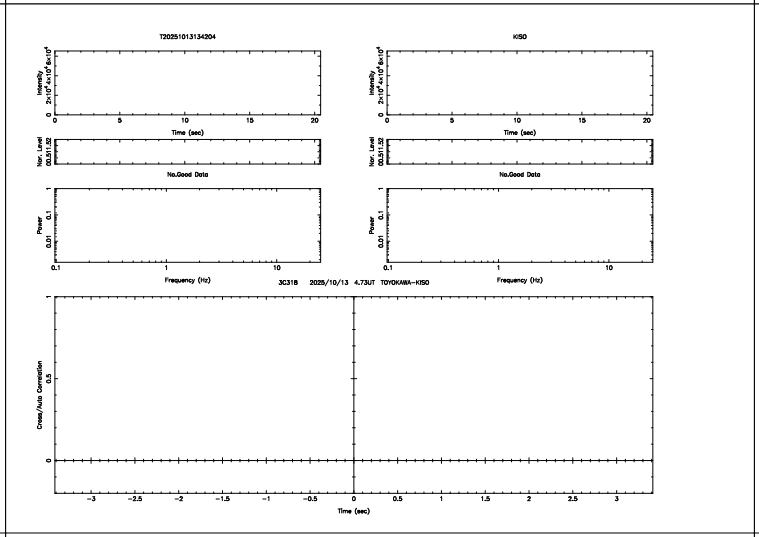
T20251013134204
KISO
Time (sec)
Nor. Level
No.Good Data
Power
Frequency (Hz)
3C318 2025/10/13 4.73UT TOYOKAWA-KISO
Cross/Auto Correlation
Time (sec)

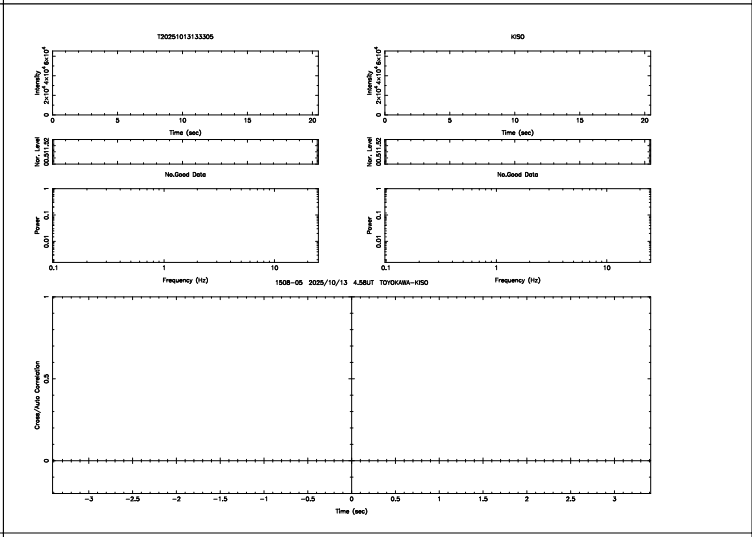
T20251013133305
KISO
Time (sec)
Nor. Level
No.Good Data
Power
Frequency (Hz)
1508−05 2025/10/13 4.58UT TOYOKAWA-KISO
Cross/Auto Correlation
Time (sec)

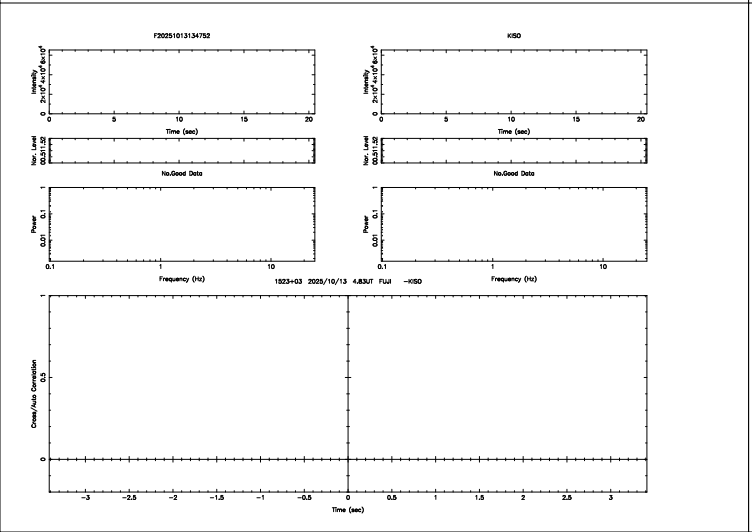
F20251013134752
KISO
Time (sec)
Nor. Level
No.Good Data
Power
Frequency (Hz)
1523+03 2025/10/13 4.83UT FUJI -KISO
Cross/Auto Correlation
Time (sec)

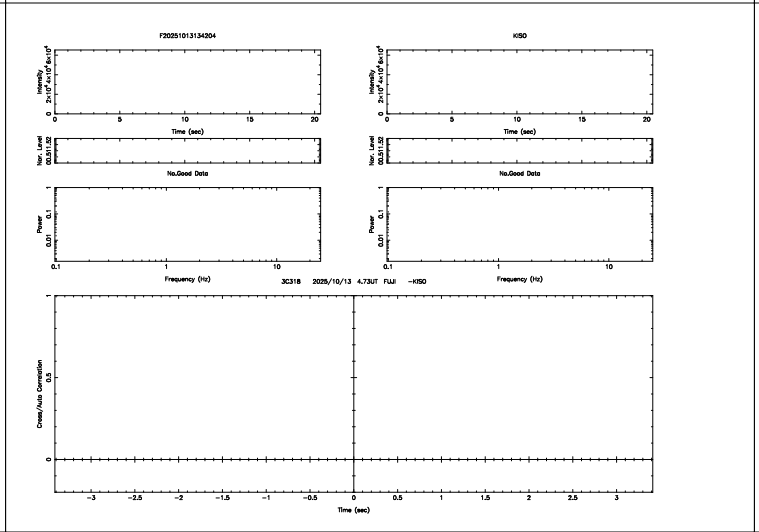
F20251013134204
KISO
Time (sec)
Nor. Level
No.Good Data
Power
Frequency (Hz)
3C318 2025/10/13 4.73UT FUJI -KISO
Cross/Auto Correlation
Time (sec)

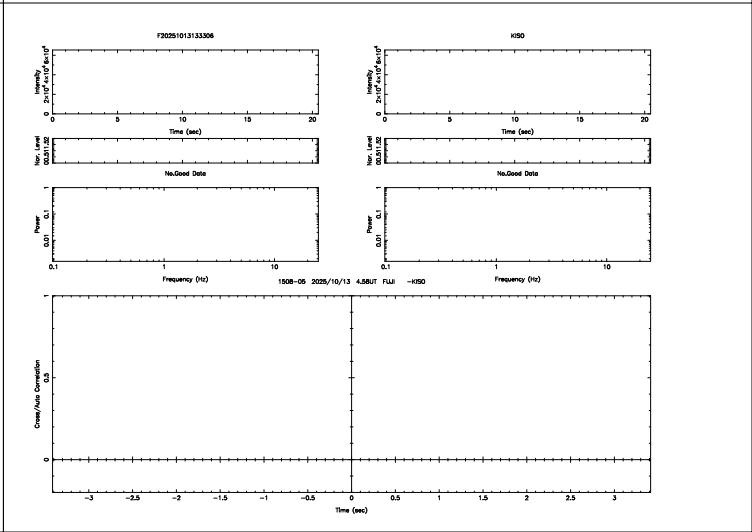
F20251013133306
KISO
Time (sec)
Nor. Level
No.Good Data
Power
Frequency (Hz)
1508−05 2025/10/13 4.58UT FUJI -KISO
Cross/Auto Correlation
Time (sec)

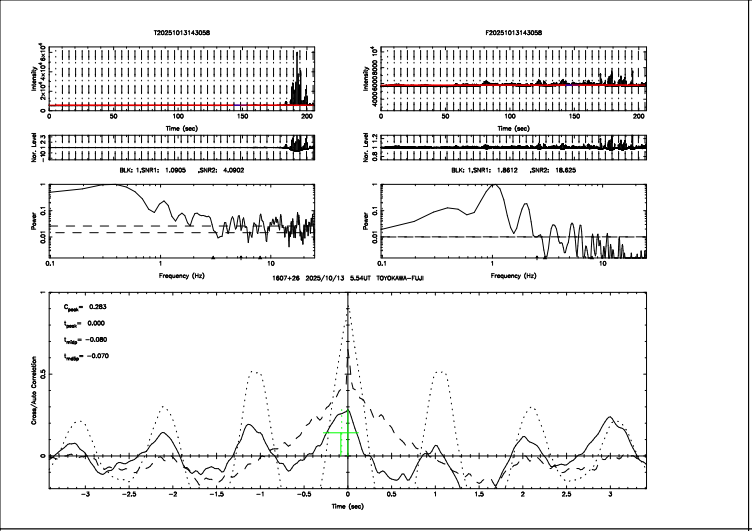
T20251013143058
F20251013143058
BLK: 1,SNR1: 1.0905 ,SNR2: 4.0902
BLK: 1,SNR1: 1.8612 ,SNR2: 18.625
1607+26 2025/10/13 5.54UT TOYOKAWA-FUJI
C_peak= 0.283
t_peak= 0.000
t_edge= -0.080
t_cntr= -0.070
Time (sec)
Frequency (Hz)
Cross/Auto Correlation

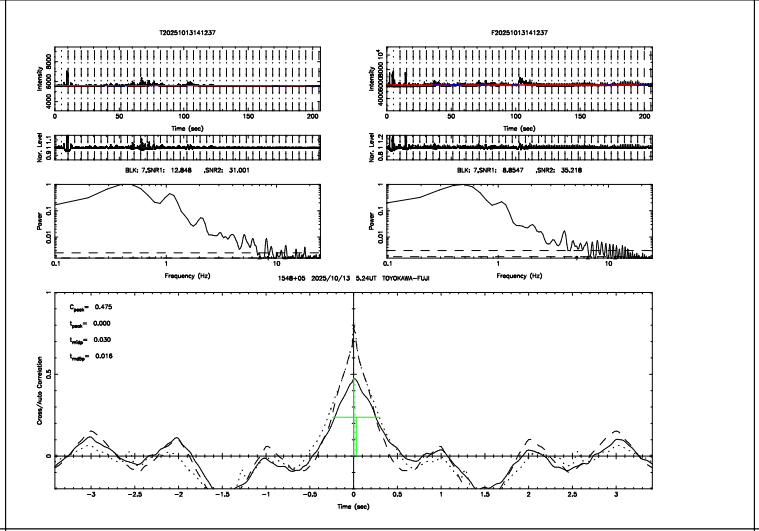
T20251013141237
F20251013141237
BLK: 7,SNR1: 12.848 ,SNR2: 31.001
BLK: 7,SNR1: 6.8547 ,SNR2: 35.218
1548+05 2025/10/13 5.24UT TOYOKAWA-FUJI
C_peak= 0.475
t_peak= 0.000
t_edge= 0.030
t_cntr= 0.016
Time (sec)
Frequency (Hz)
Cross/Auto Correlation

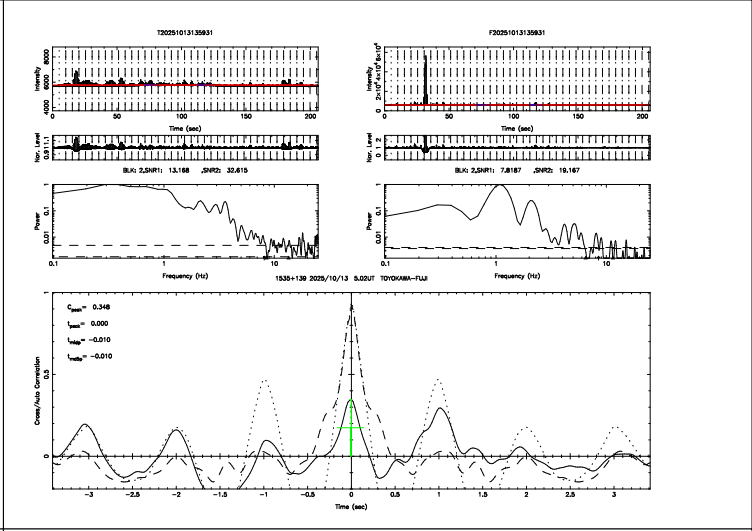
T20251013135931
F20251013135931
BLK: 2,SNR1: 13.168 ,SNR2: 32.615
BLK: 2,SNR1: 7.8187 ,SNR2: 19.167
1535+139 2025/10/13 5.02UT TOYOKAWA-FUJI
C_peak= 0.348
t_peak= 0.000
t_edge= -0.010
t_cntr= -0.010
Time (sec)
Frequency (Hz)
Cross/Auto Correlation

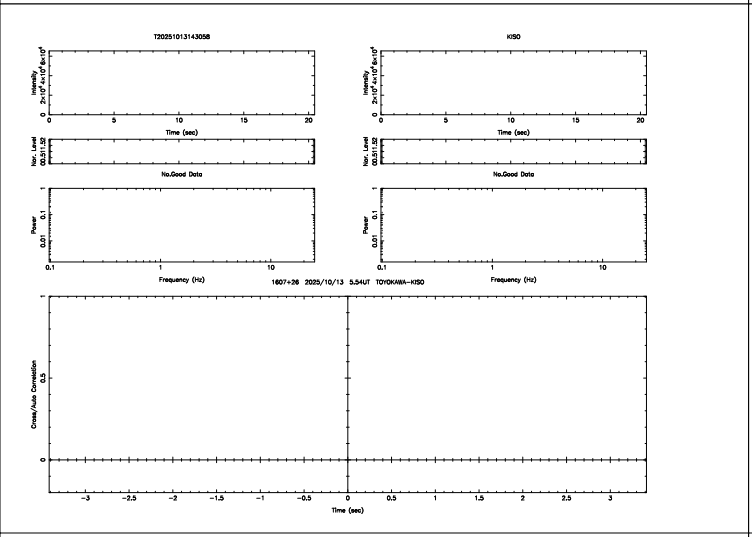
T20251013143058
KISO
No.Good Data
1607+26 2025/10/13 5.54UT TOYOKAWA-KISO
Time (sec)
Frequency (Hz)
Cross/Auto Correlation


T20251013141237
KISO
No.Good Data
1548+05 2025/10/13 5.24UT TOYOKAWA-KISO
Time (sec)
Frequency (Hz)
Cross/Auto Correlation

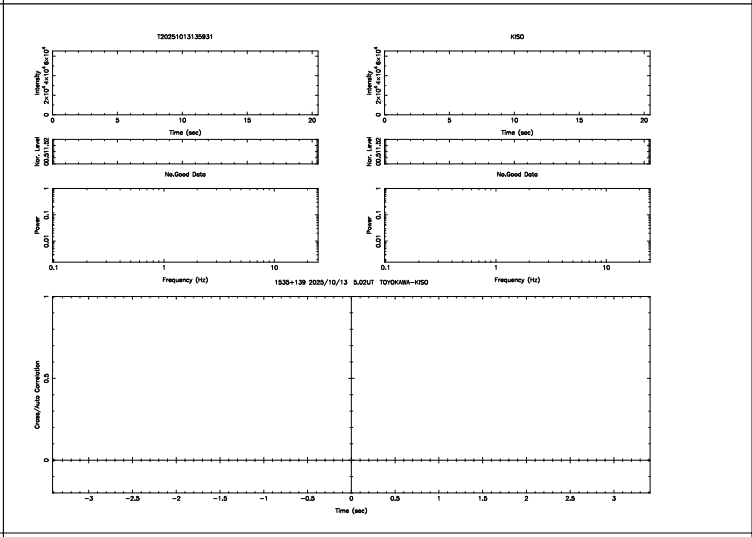
T20251013135931
KISO
No.Good Data
1535+139 2025/10/13 5.02UT TOYOKAWA-KISO
Time (sec)
Frequency (Hz)
Cross/Auto Correlation

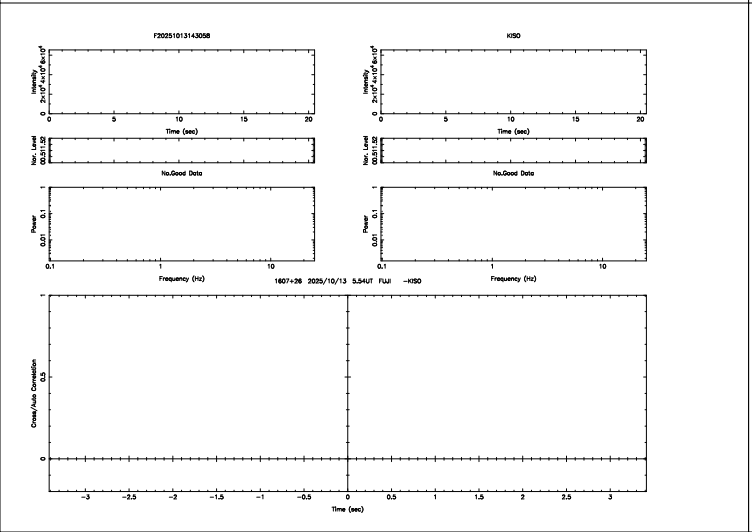
F20251013143058
KISO
No.Good Data
1607+26 2025/10/13 5.54UT FUJI -KISO
Time (sec)
Frequency (Hz)
Cross/Auto Correlation

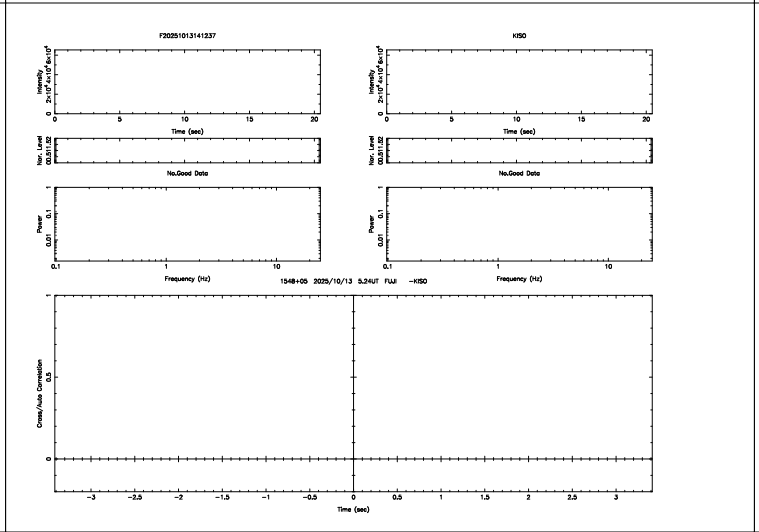
F20251013141237
KISO
No.Good Data
1548+05 2025/10/13 5.24UT FUJI -KISO
Time (sec)
Frequency (Hz)
Cross/Auto Correlation

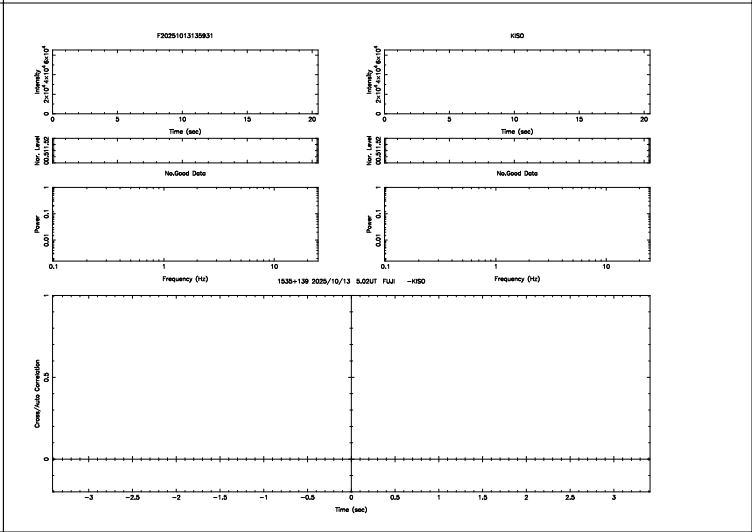
F20251013135931
KISO
No.Good Data
1535+139 2025/10/13 5.02UT FUJI -KISO
Time (sec)
Frequency (Hz)
Cross/Auto Correlation

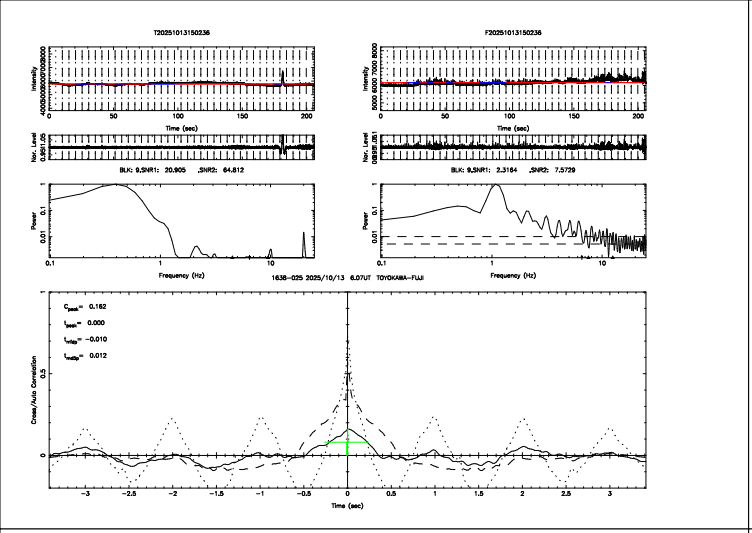
T20251013150236
F20251013150236
BLK: 9,SNR1: 20.805 ,SNR2: 64.812
BLK: 9,SNR1: 2.3184 ,SNR2: 7.5729
1638-025 2025/10/13 6.07UT TOYOKAWA-FUJI
C_peak= 0.162
t_peak= 0.000
t_min= -0.010
t_wide= 0.012
Time (sec)
Frequency (Hz)
Cross/Auto Correlation

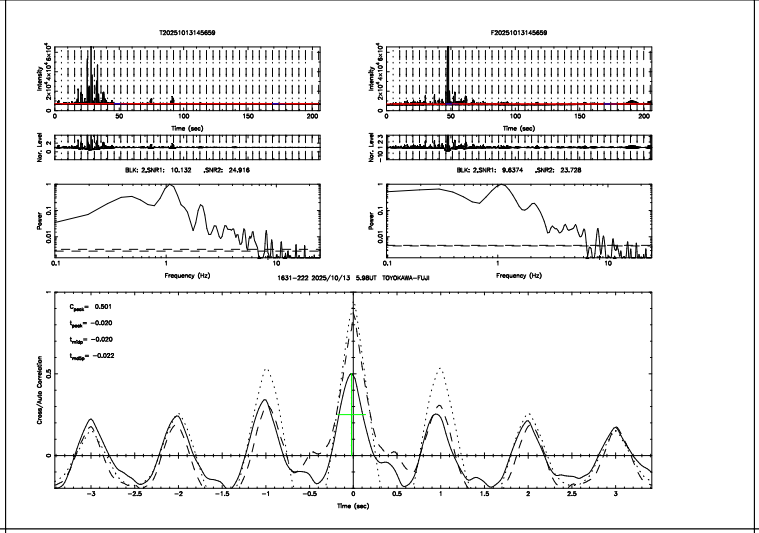
T20251013145659
F20251013145659
BLK: 2,SNR1: 10.132 ,SNR2: 24.916
BLK: 2,SNR1: 9.6374 ,SNR2: 23.728
1631-222 2025/10/13 5.98UT TOYOKAWA-FUJI
C_peak= 0.501
t_peak= -0.020
t_min= -0.020
t_wide= -0.022
Time (sec)
Frequency (Hz)
Cross/Auto Correlation

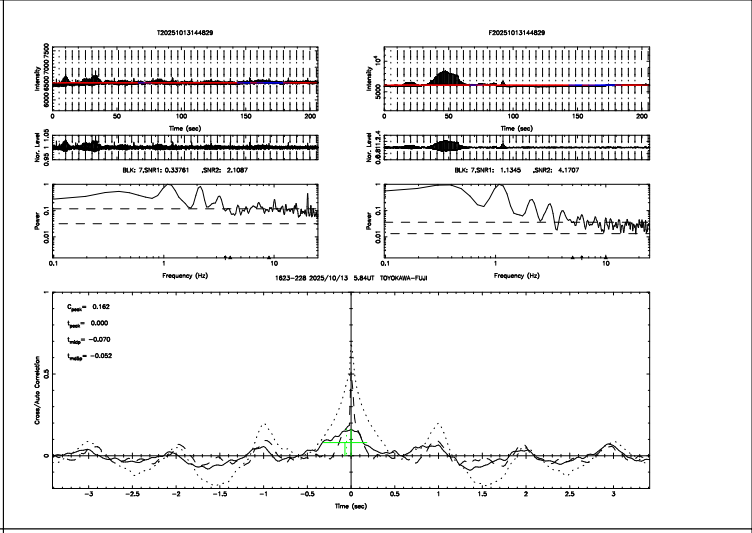
T20251013144829
F20251013144829
BLK: 7,SNR1: 0.33761 ,SNR2: 2.1087
BLK: 7,SNR1: 1.1345 ,SNR2: 4.1707
1623-228 2025/10/13 5.84UT TOYOKAWA-FUJI
C_peak= 0.162
t_peak= 0.000
t_min= -0.070
t_wide= -0.052
Time (sec)
Frequency (Hz)
Cross/Auto Correlation

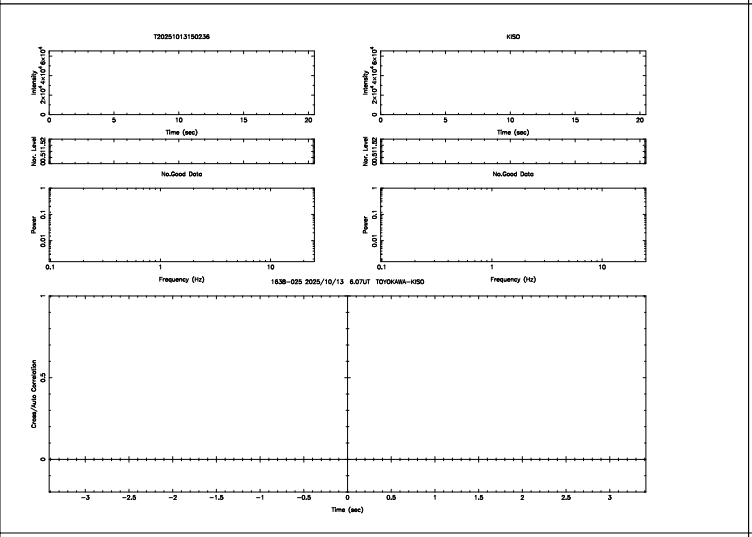
T20251013150236
KISO
No.Good Data
1638-025 2025/10/13 6.07UT TOYOKAWA-KISO
Time (sec)
Frequency (Hz)
Cross/Auto Correlation


T20251013145659
KISO
No.Good Data
1631-222 2025/10/13 5.98UT TOYOKAWA-KISO
Time (sec)
Frequency (Hz)
Cross/Auto Correlation


T20251013144829
KISO
No.Good Data
1623-228 2025/10/13 5.84UT TOYOKAWA-KISO
Time (sec)
Frequency (Hz)
Cross/Auto Correlation

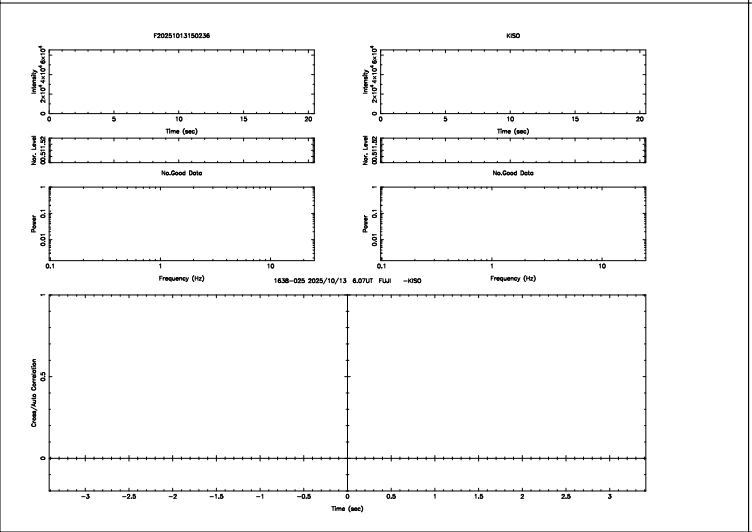
F20251013150236
KISO
No.Good Data
1638-025 2025/10/13 6.07UT FUJI -KISO
Time (sec)
Frequency (Hz)
Cross/Auto Correlation

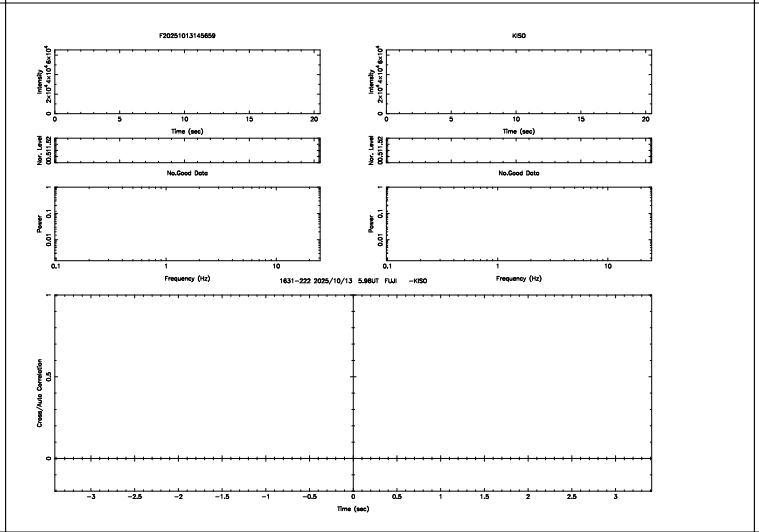
F20251013145659
KISO
No.Good Data
1631-222 2025/10/13 5.98UT FUJI -KISO
Time (sec)
Frequency (Hz)
Cross/Auto Correlation

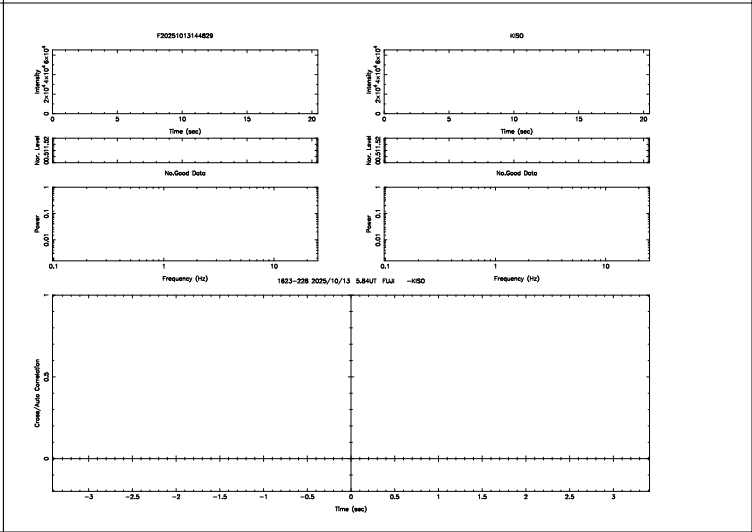
F20251013144829
KISO
No.Good Data
1623-228 2025/10/13 5.84UT FUJI -KISO
Time (sec)
Frequency (Hz)
Cross/Auto Correlation

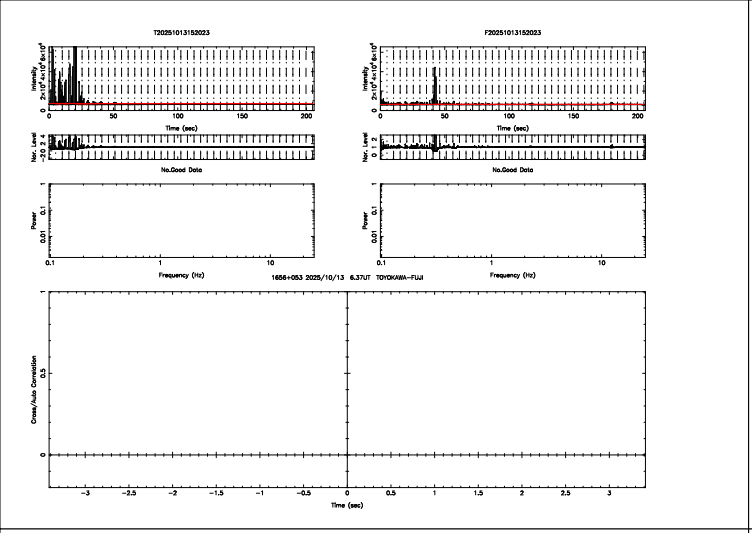
T20251013152023
F20251013152023
No.Good Data
No.Good Data
1656+053 2025/10/13 6.37UT TOYOKAWA-FUJI
Time (sec)
Frequency (Hz)
Cross/Auto Correlation

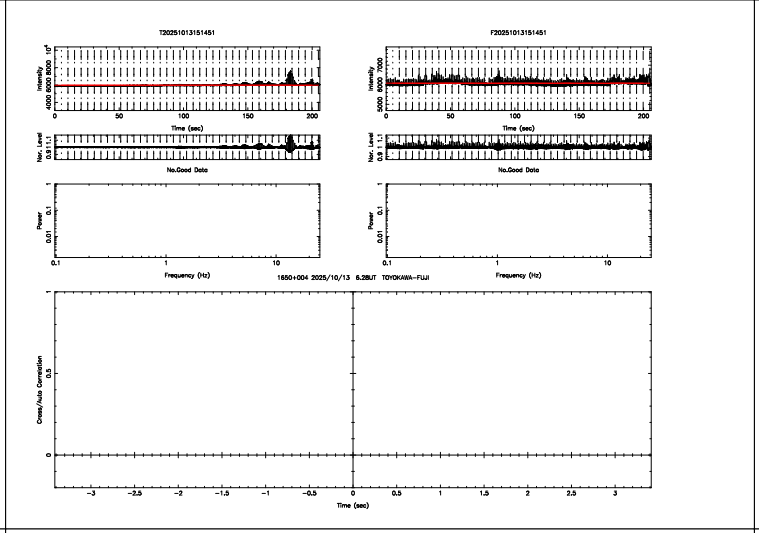
T20251013151451
F20251013151451
No.Good Data
No.Good Data
1650+004 2025/10/13 6.28UT TOYOKAWA-FUJI
Time (sec)
Frequency (Hz)
Cross/Auto Correlation

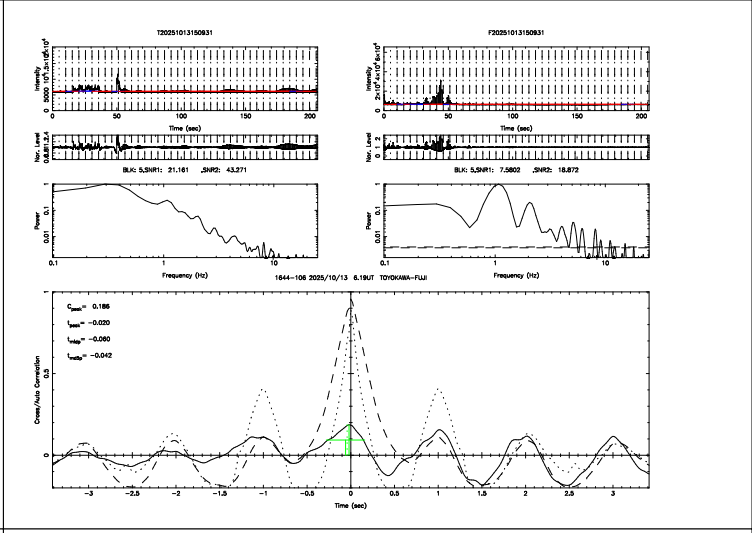
T20251013150931
F20251013150931
BLK: S,SNR1: 21.161 ,SNR2: 43.271
BLK: S,SNR1: 7.5802 ,SNR2: 18.872
1644-106 2025/10/13 6.19UT TOYOKAWA-FUJI
Time (sec)
Frequency (Hz)
Cross/Auto Correlation

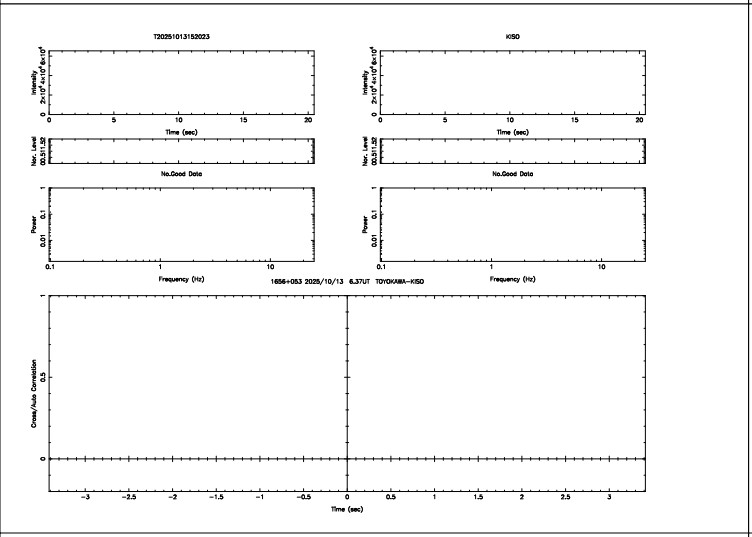
T20251013152023
KISO
No.Good Data
No.Good Data
1656+053 2025/10/13 6.37UT TOYOKAWA-KISO
Time (sec)
Frequency (Hz)
Cross/Auto Correlation


T20251013151451
KISO
No.Good Data
No.Good Data
1650+004 2025/10/13 6.28UT TOYOKAWA-KISO
Time (sec)
Frequency (Hz)
Cross/Auto Correlation


T20251013150931
KISO
No.Good Data
No.Good Data
1644-106 2025/10/13 6.19UT TOYOKAWA-KISO
Time (sec)
Frequency (Hz)
Cross/Auto Correlation

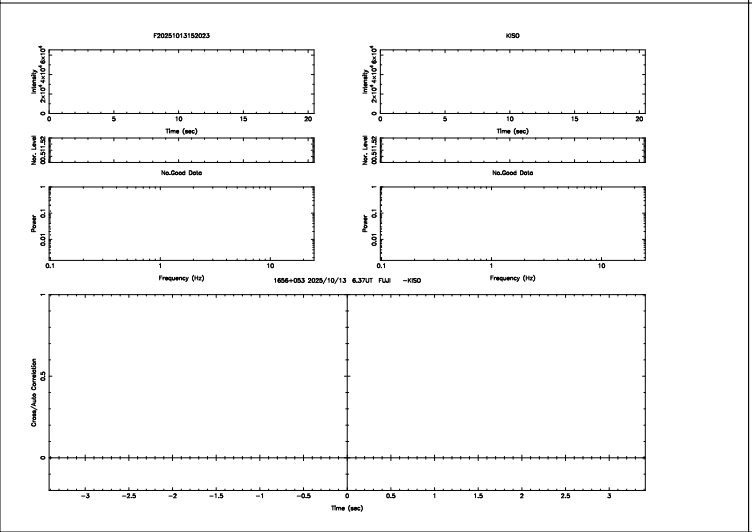
F20251013152023
KISO
No.Good Data
No.Good Data
1656+053 2025/10/13 6.37UT FUJI -KISO
Time (sec)
Frequency (Hz)
Cross/Auto Correlation

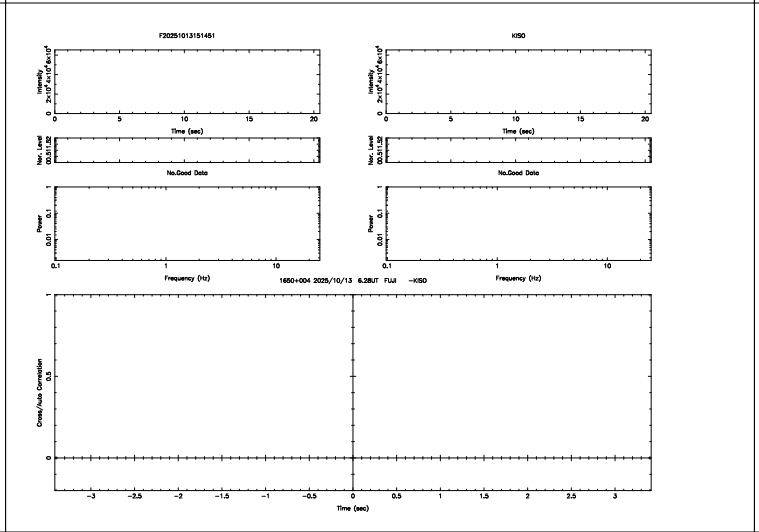
F20251013151451
KISO
No.Good Data
No.Good Data
1650+004 2025/10/13 6.28UT FUJI -KISO
Time (sec)
Frequency (Hz)
Cross/Auto Correlation

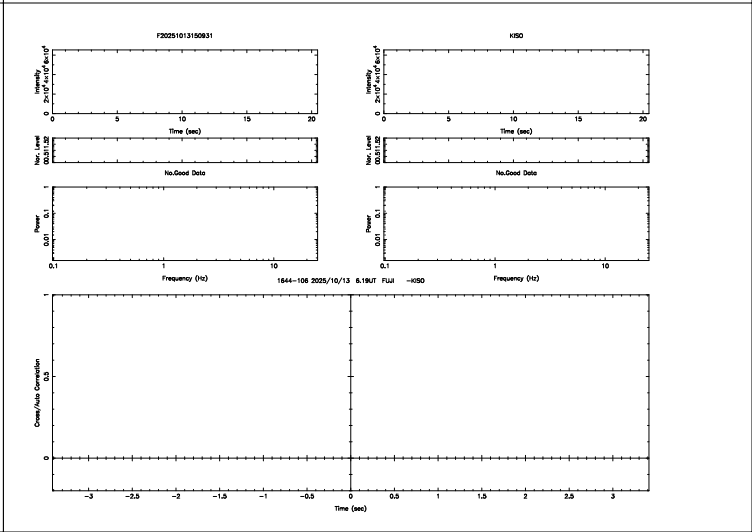
F20251013150931
KISO
No.Good Data
No.Good Data
1644-106 2025/10/13 6.19UT FUJI -KISO
Time (sec)
Frequency (Hz)
Cross/Auto Correlation

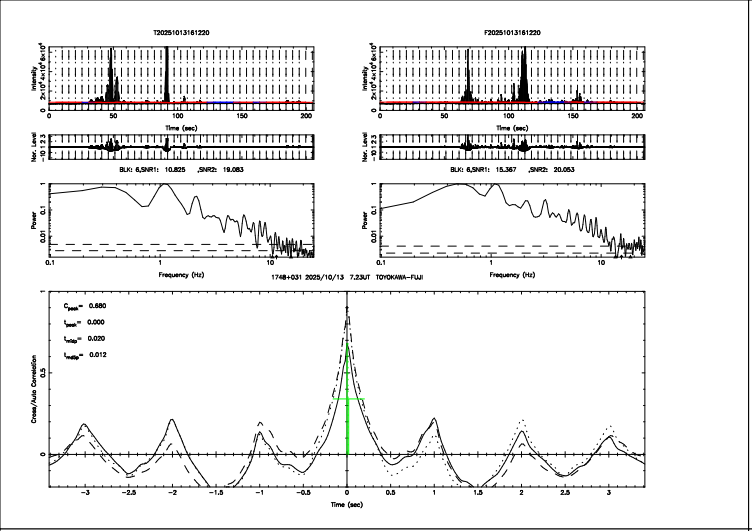
T20251013161220
F20251013161220
BLK: 6,SNR1: 10.825 ,SNR2: 19.083
BLK: 6,SNR1: 15.367 ,SNR2: 20.053
1748+031 2025/10/13 7.23UT TOYOKAWA-FUJI
C_peak= 0.680
t_peak= 0.000
t_rise= 0.020
t_fall= 0.012

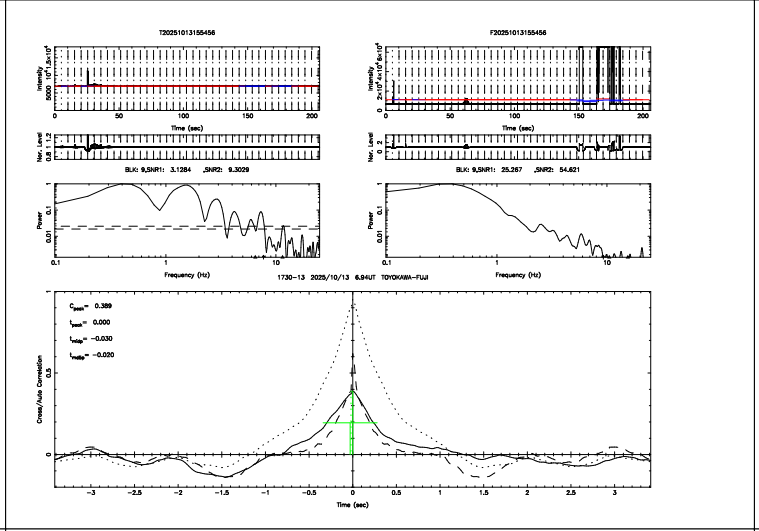
T20251013155456
F20251013155456
BLK: 9,SNR1: 3.1284 ,SNR2: 9.3029
BLK: 9,SNR1: 25.267 ,SNR2: 54.621
1730-13 2025/10/13 6.94UT TOYOKAWA-FUJI
C_peak= 0.389
t_peak= 0.000
t_rise= -0.030
t_fall= -0.020

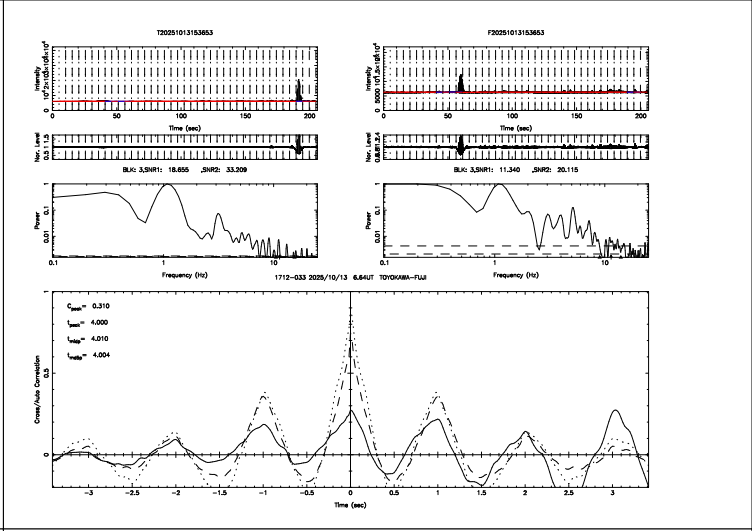
T20251013153653
F20251013153653
BLK: 3,SNR1: 18.655 ,SNR2: 33.209
BLK: 3,SNR1: 11.340 ,SNR2: 20.115
1712-033 2025/10/13 6.64UT TOYOKAWA-FUJI
C_peak= 0.310
t_peak= 4.000
t_rise= 4.010
t_fall= 4.004

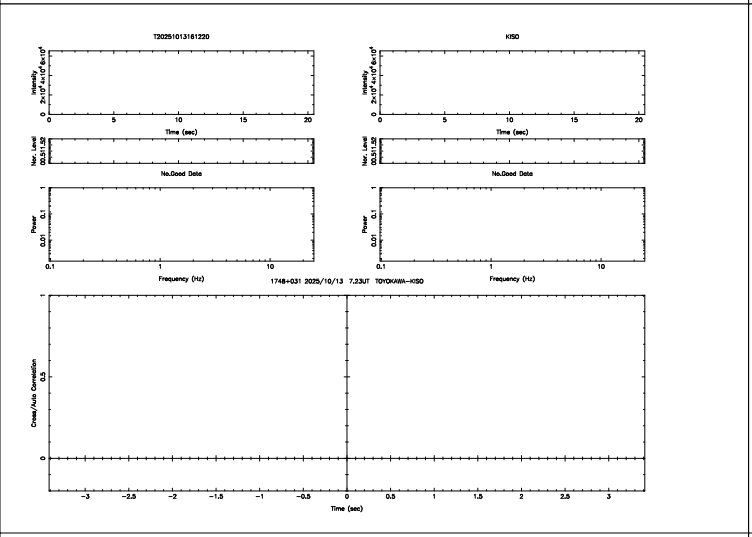
T20251013161220
KISO
No.Good Data
1748+031 2025/10/13 7.23UT TOYOKAWA-KISO

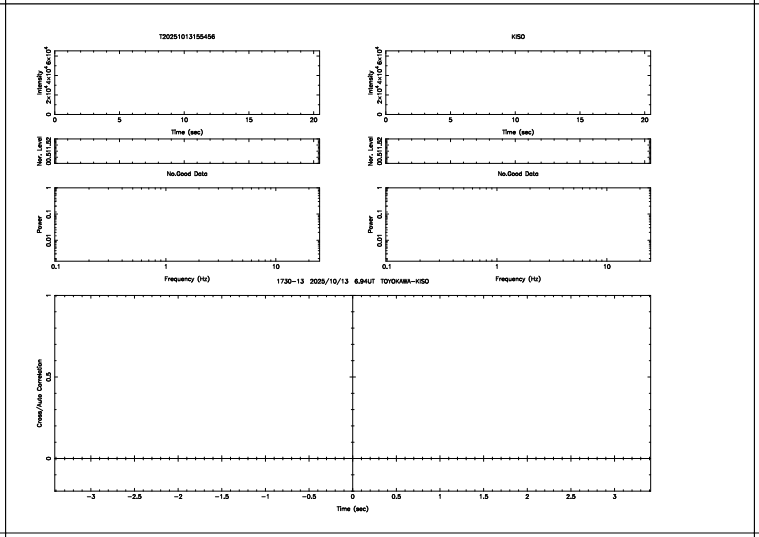
T20251013155456
KISO
No.Good Data
1730-13 2025/10/13 6.94UT TOYOKAWA-KISO


T20251013153653
KISO
No.Good Data
1712-033 2025/10/13 6.64UT TOYOKAWA-KISO

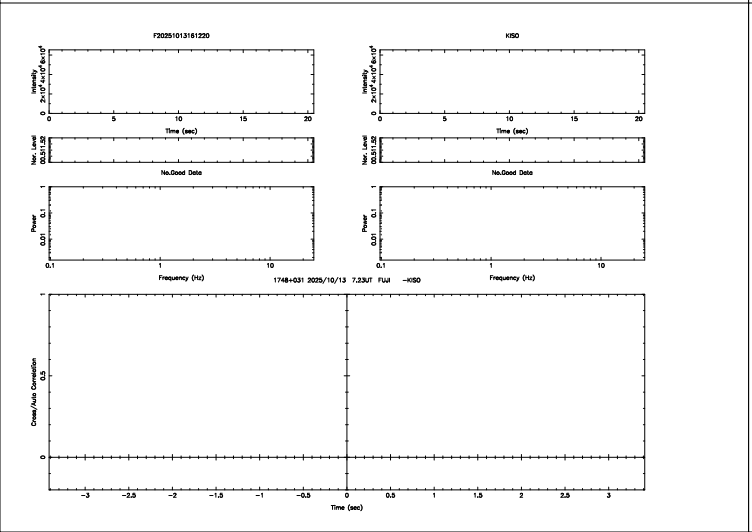
F20251013161220
KISO
No.Good Data
1748+031 2025/10/13 7.23UT FUJI -KISO

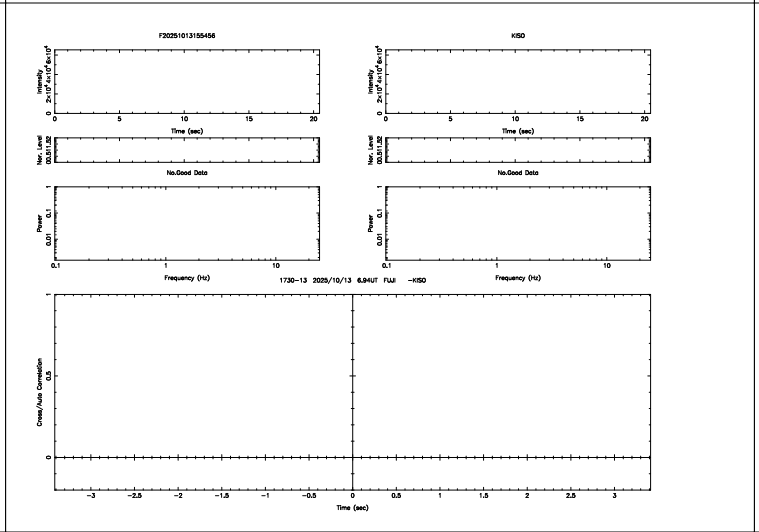
F20251013155456
KISO
No.Good Data
1730-13 2025/10/13 6.94UT FUJI -KISO

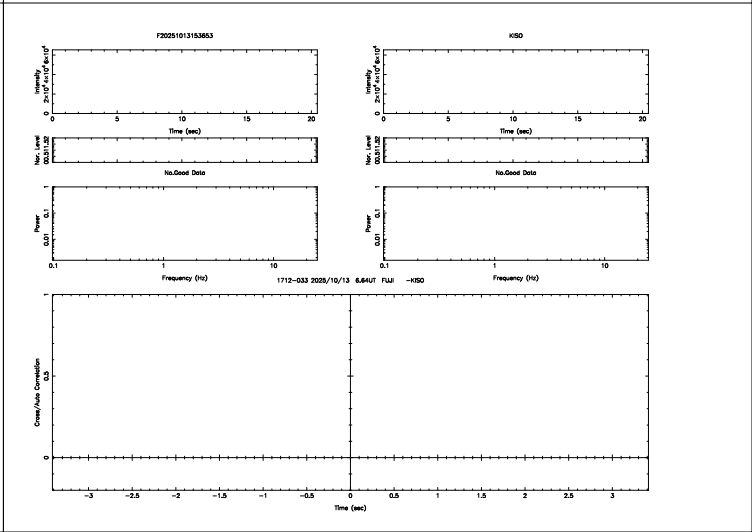
F20251013153653
KISO
No.Good Data
1712-033 2025/10/13 6.64UT FUJI -KISO

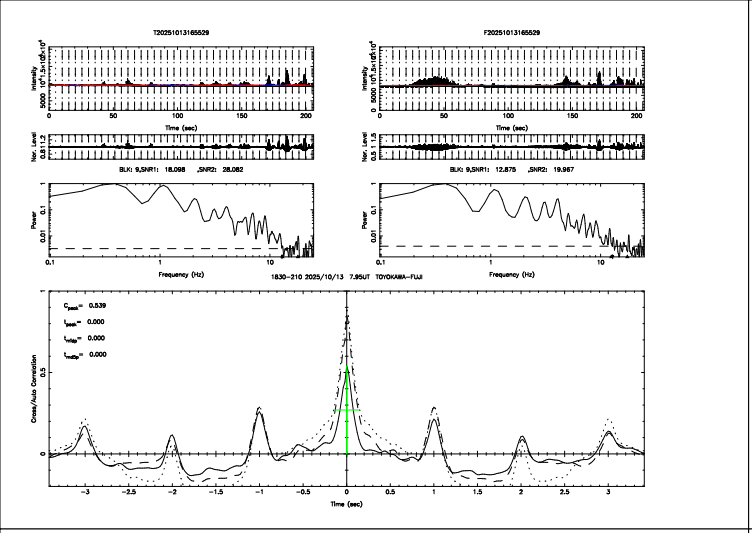
T20251013165529
F20251013165529
Time (sec)
Nor. Level
BLK: 9,SNR1: 18.098 ,SNR2: 28.082
BLK: 9,SNR1: 12.875 ,SNR2: 19.967
Power
Frequency (Hz)
1830-210 2025/10/13 7.95UT TOYOKAWA--FUJI
C_max= 0.539
t_peak= 0.000
t_edge= 0.000
t_notfp= 0.000
Cross/Auto Correlation
Time (sec)

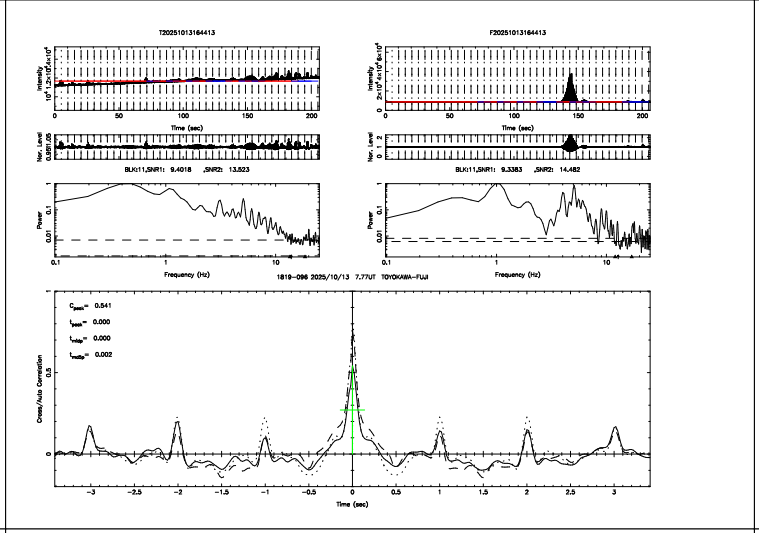
T20251013164413
F20251013164413
Time (sec)
Nor. Level
BLK11,SNR1: 9.4018 ,SNR2: 13.023
BLK11,SNR1: 9.3383 ,SNR2: 14.482
Power
Frequency (Hz)
1819-096 2025/10/13 7.77UT TOYOKAWA--FUJI
C_max= 0.541
t_peak= 0.000
t_edge= 0.000
t_notfp= 0.002
Cross/Auto Correlation
Time (sec)

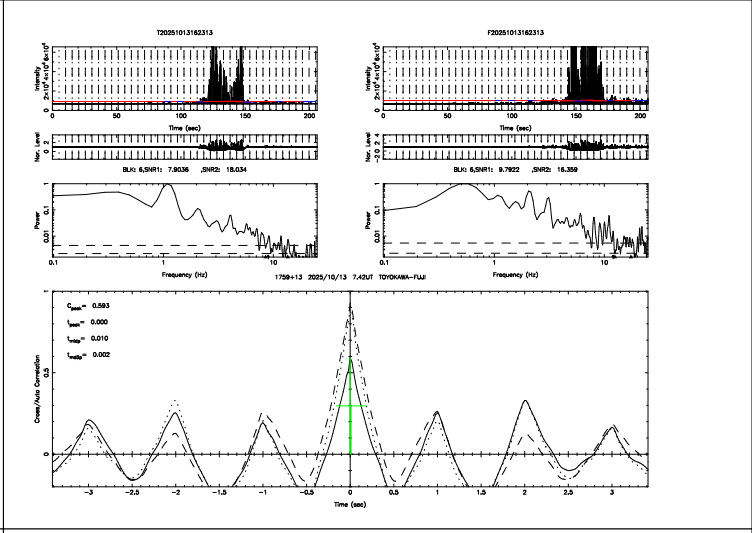
T20251013162313
F20251013162313
Time (sec)
Nor. Level
BLK: 8,SNR1: 7.9036 ,SNR2: 18.034
BLK: 8,SNR1: 9.7922 ,SNR2: 16.359
Power
Frequency (Hz)
1759+13 2025/10/13 7.42UT TOYOKAWA--FUJI
C_max= 0.593
t_peak= 0.000
t_edge= 0.010
t_notfp= 0.002
Cross/Auto Correlation
Time (sec)

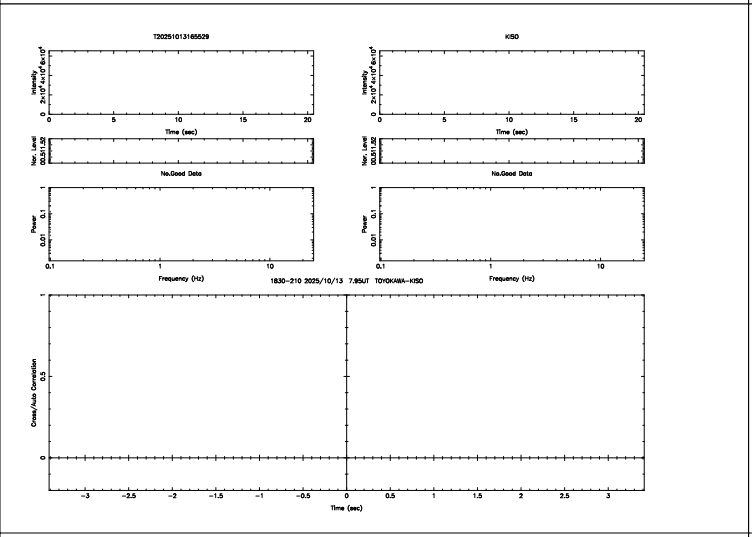
T20251013165529
KISO
Time (sec)
Nor. Level
No.Good Data
Power
Frequency (Hz)
1830-210 2025/10/13 7.95UT TOYOKAWA--KISO
Cross/Auto Correlation
Time (sec)

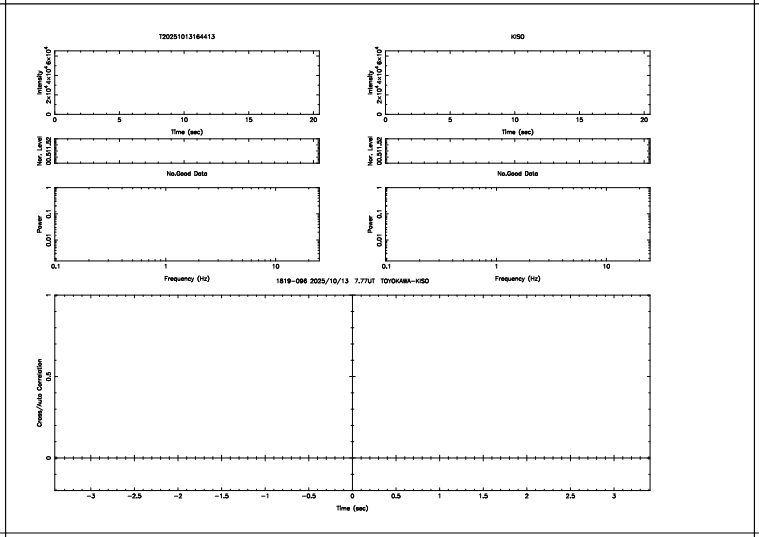
T20251013164413
KISO
Time (sec)
Nor. Level
No.Good Data
Power
Frequency (Hz)
1819-096 2025/10/13 7.77UT TOYOKAWA--KISO
Cross/Auto Correlation
Time (sec)

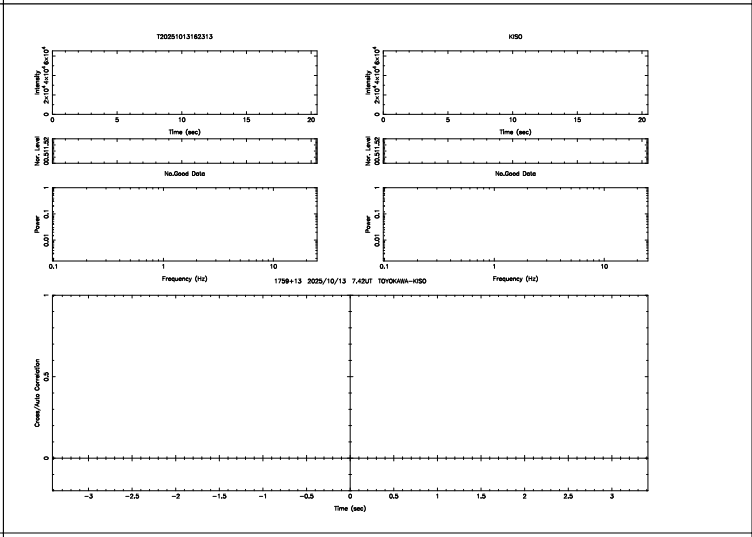
T20251013162313
KISO
Time (sec)
Nor. Level
No.Good Data
Power
Frequency (Hz)
1759+13 2025/10/13 7.42UT TOYOKAWA--KISO
Cross/Auto Correlation
Time (sec)

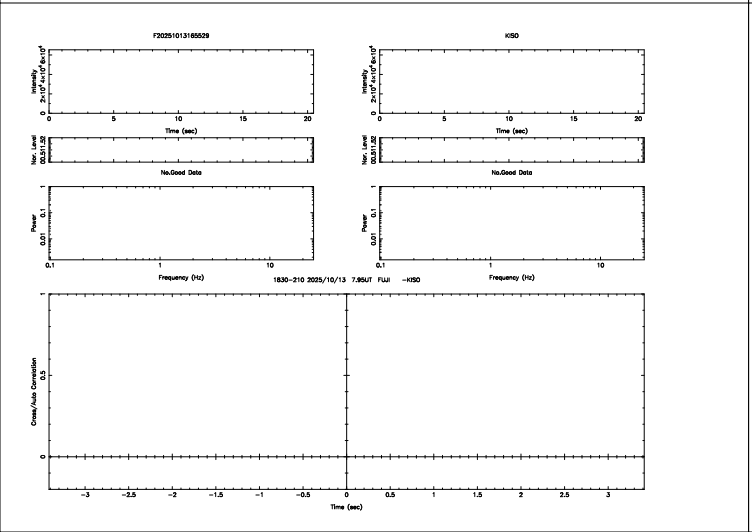
F20251013165529
KISO
Time (sec)
Nor. Level
No.Good Data
Power
Frequency (Hz)
1830-210 2025/10/13 7.95UT FUJI --KISO
Cross/Auto Correlation
Time (sec)

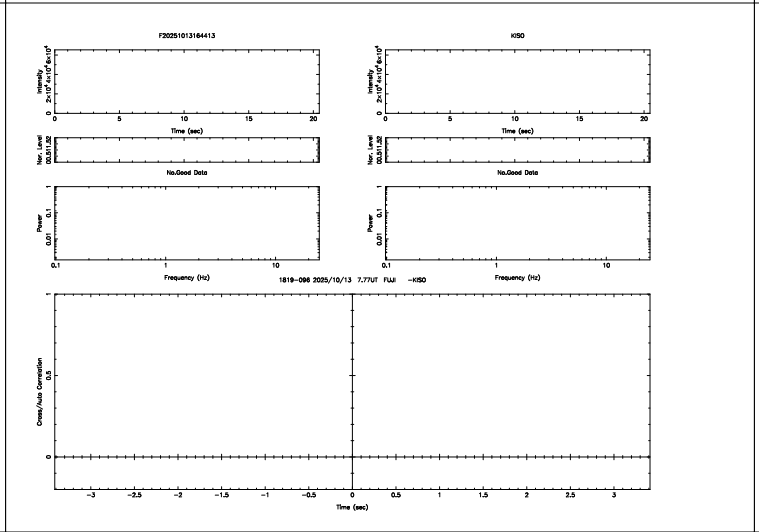
F20251013164413
KISO
Time (sec)
Nor. Level
No.Good Data
Power
Frequency (Hz)
1819-096 2025/10/13 7.77UT FUJI --KISO
Cross/Auto Correlation
Time (sec)

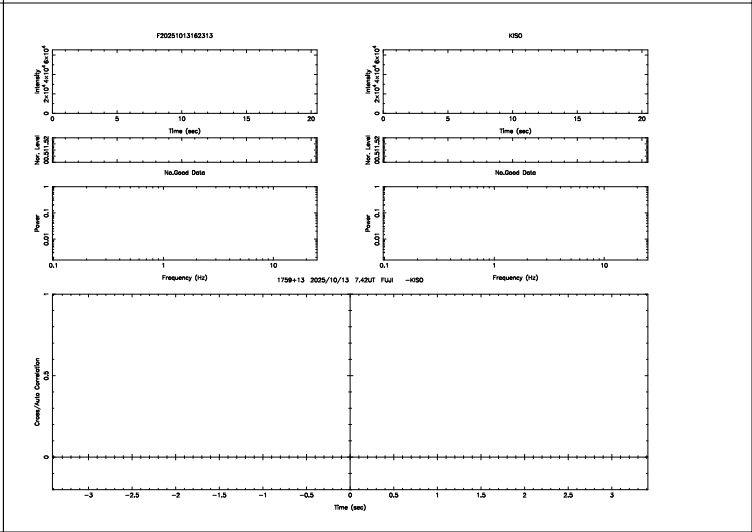
F20251013162313
KISO
Time (sec)
Nor. Level
No.Good Data
Power
Frequency (Hz)
1759+13 2025/10/13 7.42UT FUJI --KISO
Cross/Auto Correlation
Time (sec)