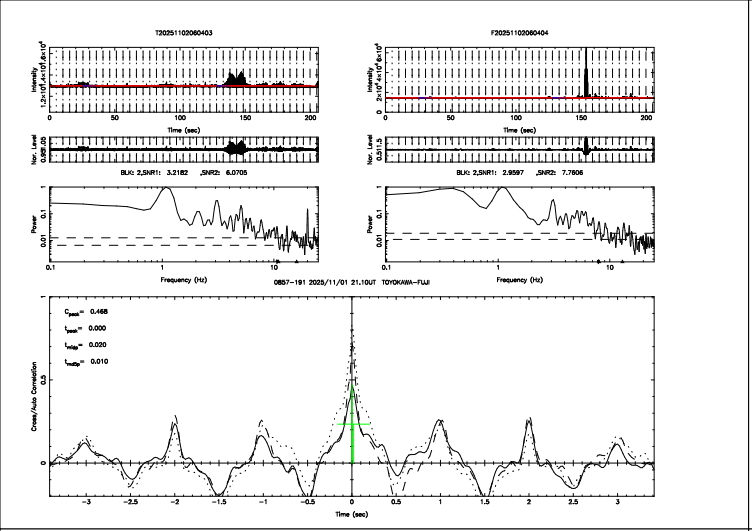
T20251102060403
F20251102060404
BLK: 2,SNR1: 3.2182 ,SNR2: 6.0705
BLK: 2,SNR1: 2.9597 ,SNR2: 7.7606
0857-191 2025/11/01 21.10UT TOYOKAWA-FUJI
C_peak= 0.468
t_peak= 0.000
t_ridge= 0.020
t_valley= 0.010
Time (sec)
Frequency (Hz)
Cross/Auto Correlation

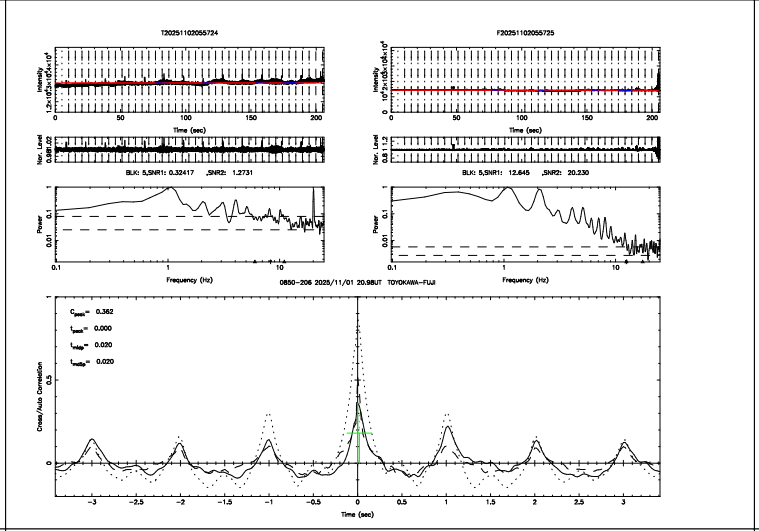
T20251102055724
F20251102055725
BLK: 5,SNR1: 0.32417 ,SNR2: 1.2731
BLK: 5,SNR1: 12.645 ,SNR2: 20.230
0850-206 2025/11/01 20.98UT TOYOKAWA-FUJI
C_peak= 0.362
t_peak= 0.000
t_ridge= 0.020
t_valley= 0.020
Time (sec)
Frequency (Hz)
Cross/Auto Correlation

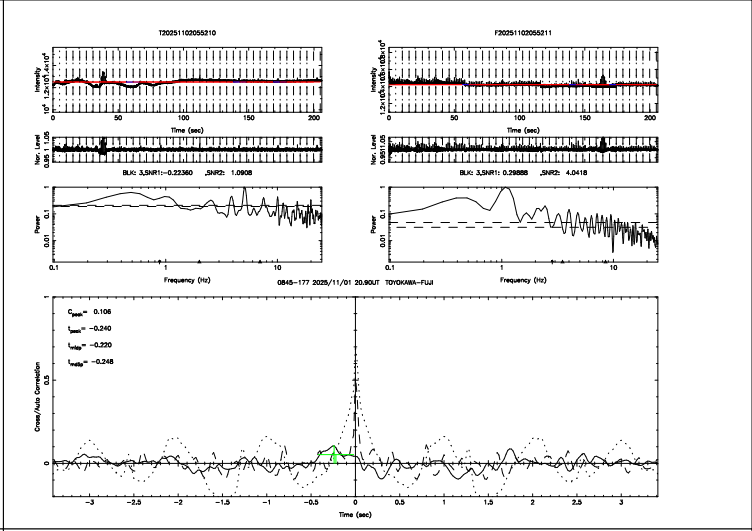
T20251102055210
F20251102055211
BLK: 3,SNR1:-0.22360 ,SNR2: 1.0908
BLK: 3,SNR1: 0.29888 ,SNR2: 4.0418
0845-177 2025/11/01 20.90UT TOYOKAWA-FUJI
C_peak= 0.106
t_peak= -0.240
t_ridge= -0.220
t_valley= -0.248
Time (sec)
Frequency (Hz)
Cross/Auto Correlation

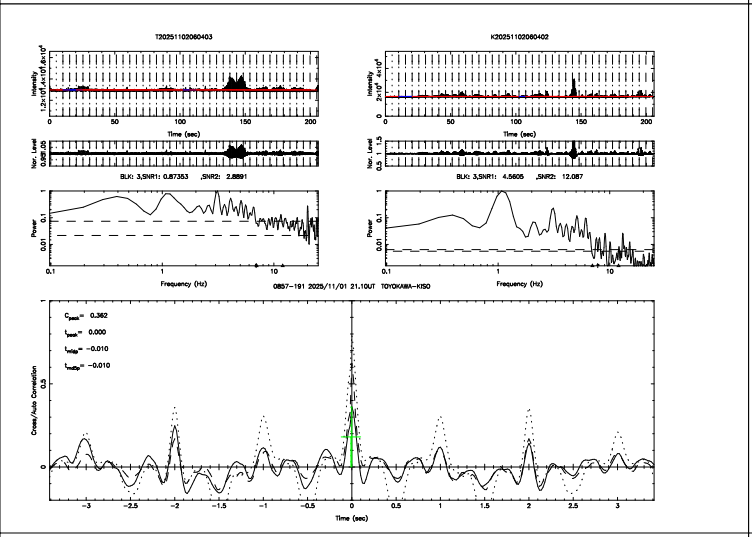
T20251102060403
K20251102060402
BLK: 3,SNR1: 0.87353 ,SNR2: 2.8891
BLK: 3,SNR1: 4.5605 ,SNR2: 12.087
0857-191 2025/11/01 21.10UT TOYOKAWA-KISO
C_peak= 0.362
t_peak= 0.000
t_ridge= -0.010
t_valley= -0.010
Time (sec)
Frequency (Hz)
Cross/Auto Correlation

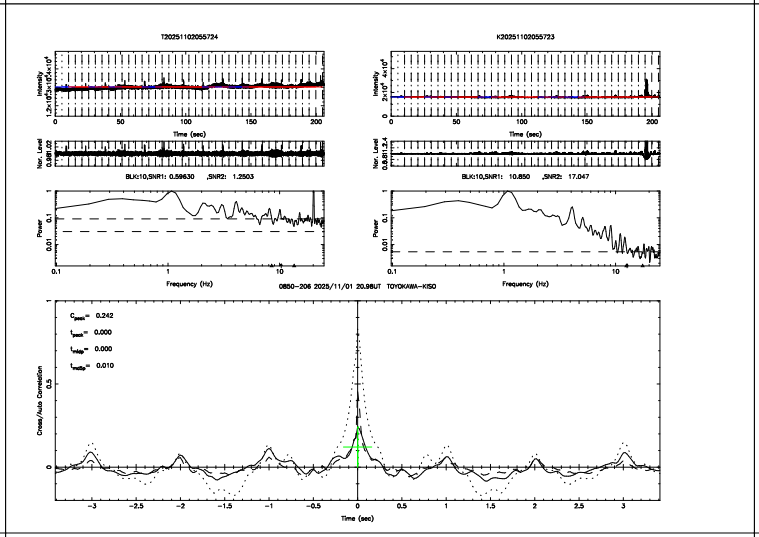
T20251102055724
K20251102055723
BLK:10,SNR1: 0.59630 ,SNR2: 1.2503
BLK:10,SNR1: 10.850 ,SNR2: 17.047
0850-206 2025/11/01 20.98UT TOYOKAWA-KISO
C_peak= 0.242
t_peak= 0.000
t_ridge= 0.000
t_valley= 0.010
Time (sec)
Frequency (Hz)
Cross/Auto Correlation

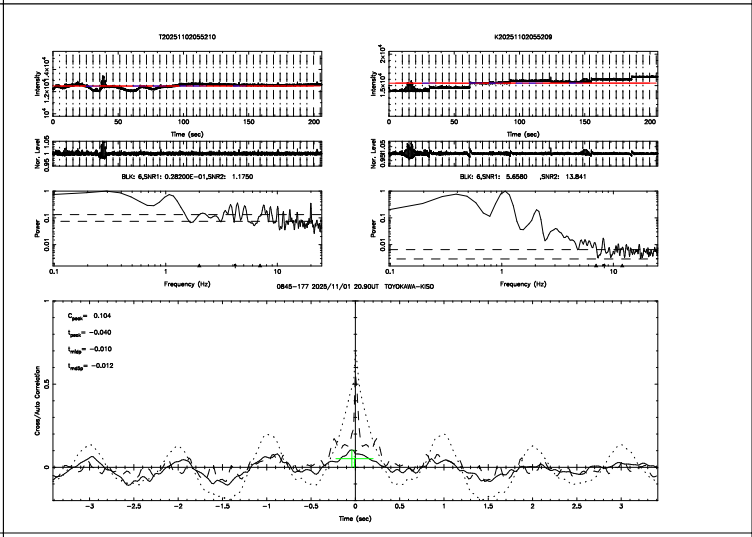
T20251102055210
K20251102055209
BLK: 6,SNR1: 0.28200E-01,SNR2: 1.1750
BLK: 6,SNR1: 5.6580 ,SNR2: 13.841
0845-177 2025/11/01 20.90UT TOYOKAWA-KISO
C_peak= 0.104
t_peak= -0.040
t_ridge= -0.010
t_valley= -0.012
Time (sec)
Frequency (Hz)
Cross/Auto Correlation

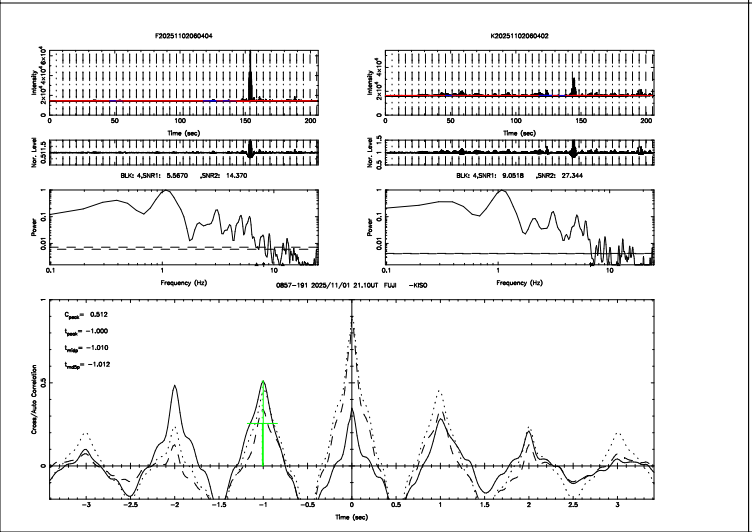
F20251102060404
K20251102060402
BLK: 4,SNR1: 5.5670 ,SNR2: 14.370
BLK: 4,SNR1: 9.0518 ,SNR2: 27.344
0857-191 2025/11/01 21.10UT FUJI -KISO
C_peak= 0.512
t_peak= -1.000
t_ridge= -1.010
t_valley= -1.012
Time (sec)
Frequency (Hz)
Cross/Auto Correlation

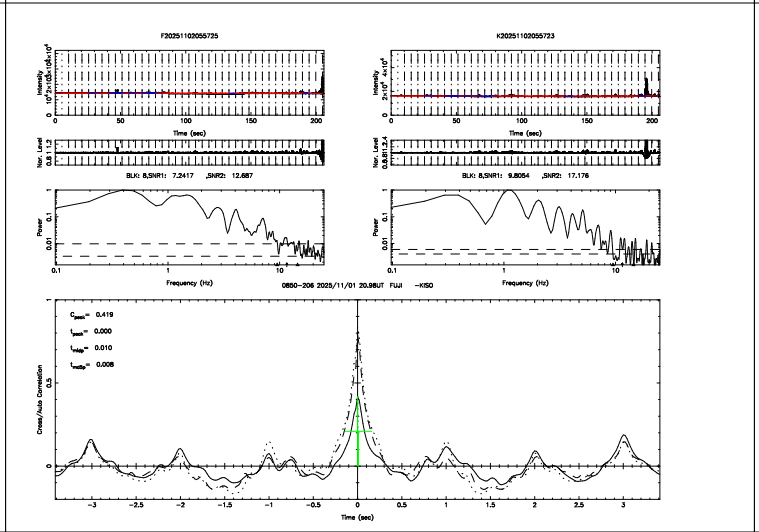
F20251102055725
K20251102055723
BLK: 8,SNR1: 7.3417 ,SNR2: 12.687
BLK: 8,SNR1: 9.8054 ,SNR2: 17.176
0850-206 2025/11/01 20.98UT FUJI -KISO
C_peak= 0.419
t_peak= 0.000
t_ridge= 0.010
t_valley= 0.008
Time (sec)
Frequency (Hz)
Cross/Auto Correlation

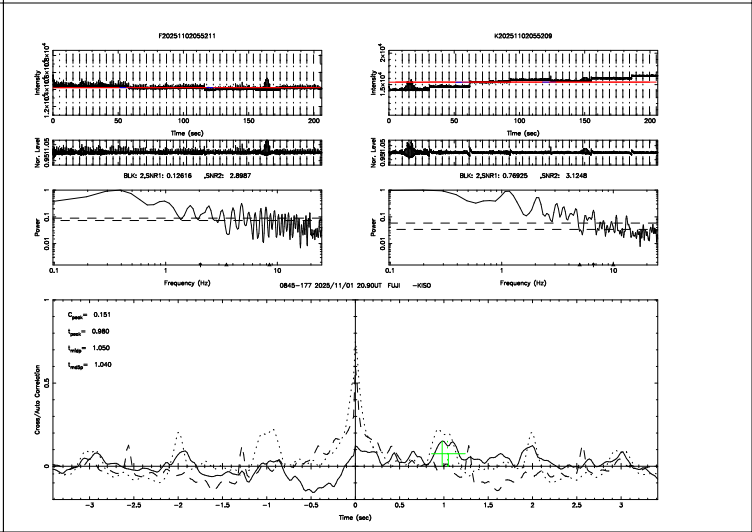
F20251102055211
K20251102055209
BLK: 2,SNR1: 0.12616 ,SNR2: 2.8987
BLK: 2,SNR1: 0.76925 ,SNR2: 3.1248
0845-177 2025/11/01 20.90UT FUJI -KISO
C_peak= 0.151
t_peak= 0.980
t_ridge= 1.050
t_valley= 1.040
Time (sec)
Frequency (Hz)
Cross/Auto Correlation

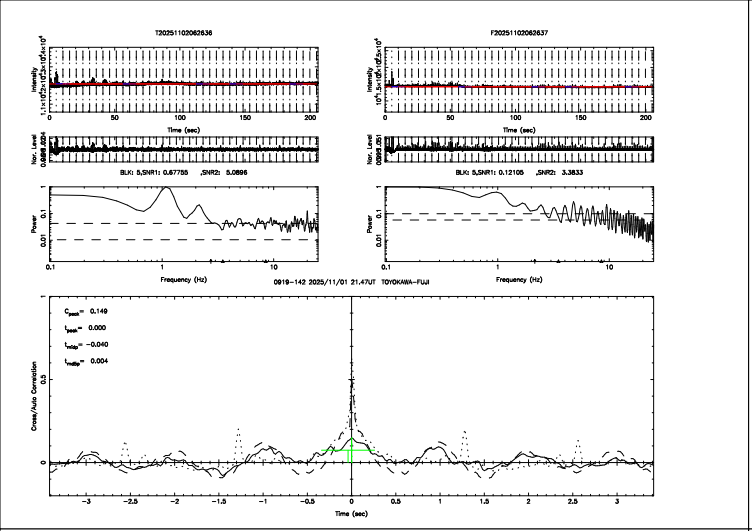
T20251102062636
T20251102062637
BLK: 5,SNR1: 0.67755 ,SNR2: 5.0896
BLK: 5,SNR1: 0.12105 ,SNR2: 3.3833
0919-142 2025/11/01 21.47UT TOYOKAWA-FUJI
C_peak= 0.149
t_peak= 0.000
t_ridge= -0.040
t_ridge= 0.004
Cross/Auto Correlation
Time (sec)

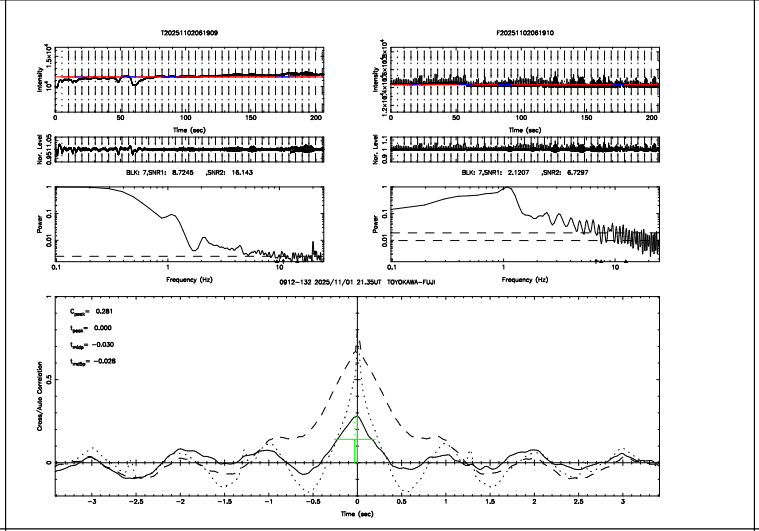
T20251102061909
T20251102061910
BLK: 7,SNR1: 8.7245 ,SNR2: 16.143
BLK: 7,SNR1: 2.1207 ,SNR2: 6.7297
0912-132 2025/11/01 21.35UT TOYOKAWA-FUJI
C_peak= 0.281
t_peak= 0.000
t_ridge= -0.030
t_ridge= -0.026
Cross/Auto Correlation
Time (sec)

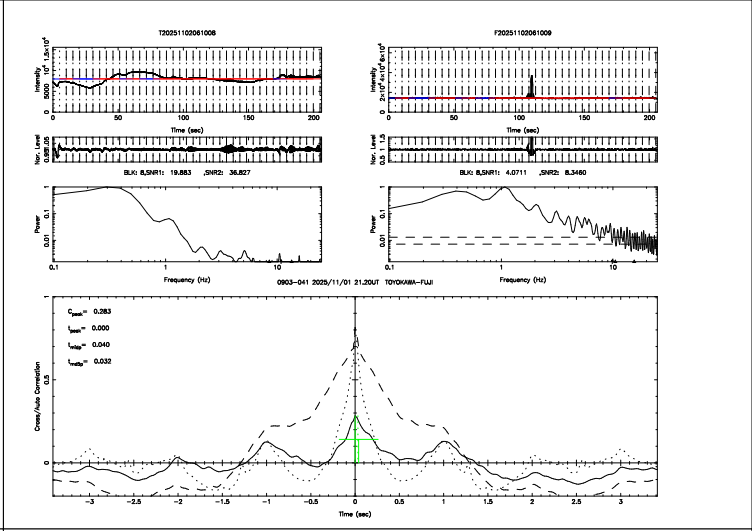
T20251102061008
T20251102061009
BLK: 8,SNR1: 19.883 ,SNR2: 36.827
BLK: 8,SNR1: 4.0711 ,SNR2: 8.3460
0903-041 2025/11/01 21.20UT TOYOKAWA-FUJI
C_peak= 0.283
t_peak= 0.000
t_ridge= 0.040
t_ridge= 0.032
Cross/Auto Correlation
Time (sec)

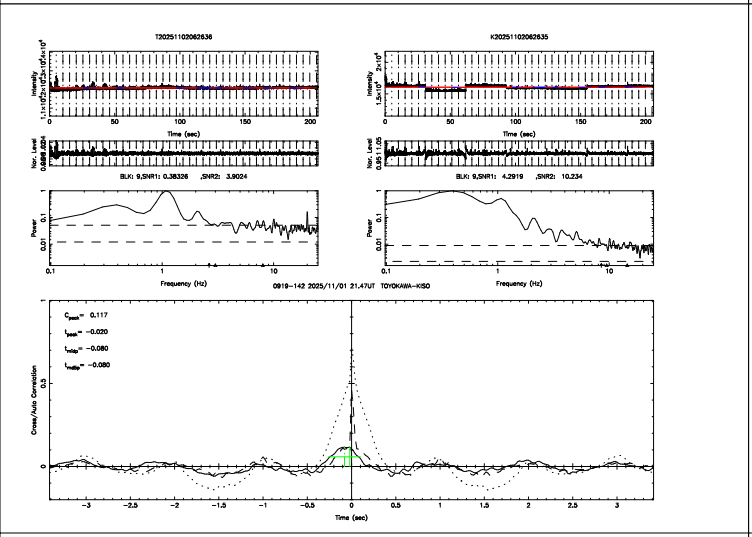
T20251102062636
K20251102062635
BLK: 9,SNR1: 0.38326 ,SNR2: 3.8024
BLK: 9,SNR1: 4.2919 ,SNR2: 10.234
0919-142 2025/11/01 21.47UT TOYOKAWA-KISO
C_peak= 0.117
t_peak= -0.020
t_ridge= -0.080
t_ridge= -0.080
Cross/Auto Correlation
Time (sec)

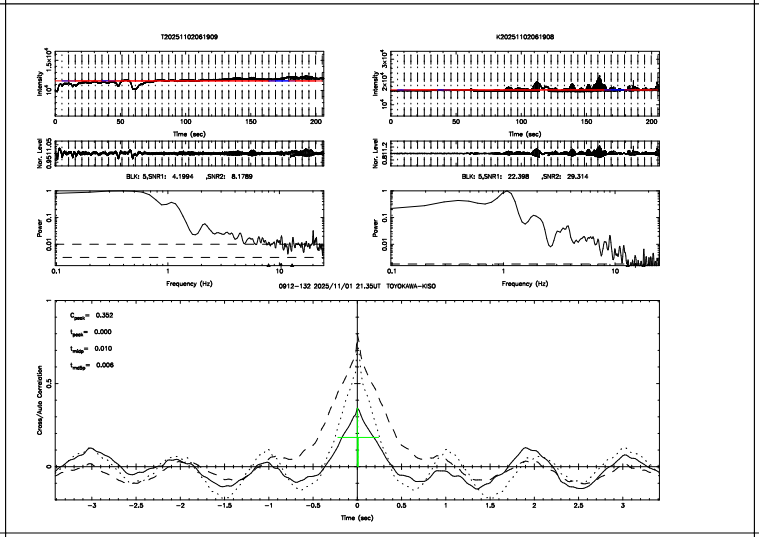
T20251102061909
K20251102061908
BLK: 5,SNR1: 4.1994 ,SNR2: 8.1789
BLK: 5,SNR1: 22.398 ,SNR2: 29.314
0912-132 2025/11/01 21.35UT TOYOKAWA-KISO
C_peak= 0.352
t_peak= 0.000
t_ridge= 0.010
t_ridge= 0.006
Cross/Auto Correlation
Time (sec)

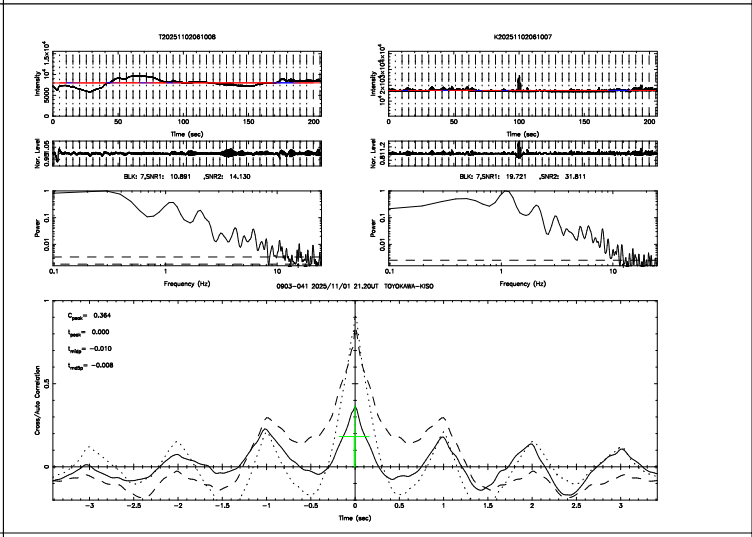
T20251102061008
K20251102061007
BLK: 7,SNR1: 10.891 ,SNR2: 14.130
BLK: 7,SNR1: 19.721 ,SNR2: 31.811
0903-041 2025/11/01 21.20UT TOYOKAWA-KISO
C_peak= 0.364
t_peak= 0.000
t_ridge= -0.010
t_ridge= -0.008
Cross/Auto Correlation
Time (sec)

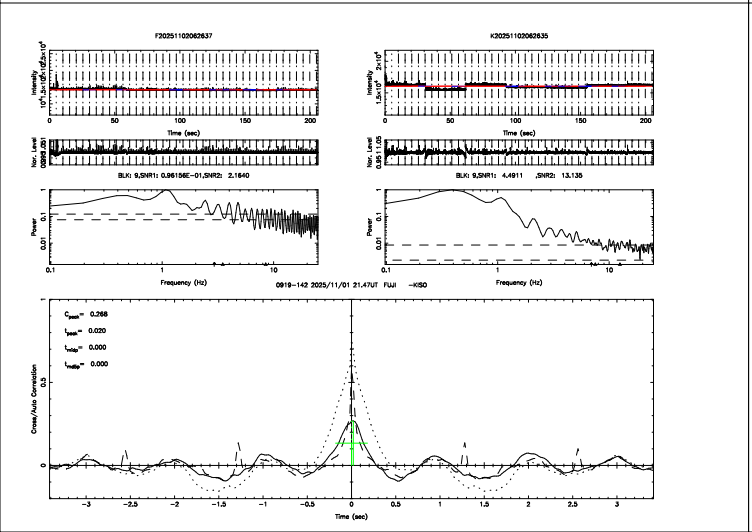
F20251102062637
K20251102062635
BLK: 9,SNR1: 0.96136E-01,SNR2: 2.1840
BLK: 9,SNR1: 4.4911 ,SNR2: 13.135
0919-142 2025/11/01 21.47UT FUJI -KISO
C_peak= 0.268
t_peak= 0.020
t_ridge= 0.000
t_ridge= 0.000
Cross/Auto Correlation
Time (sec)

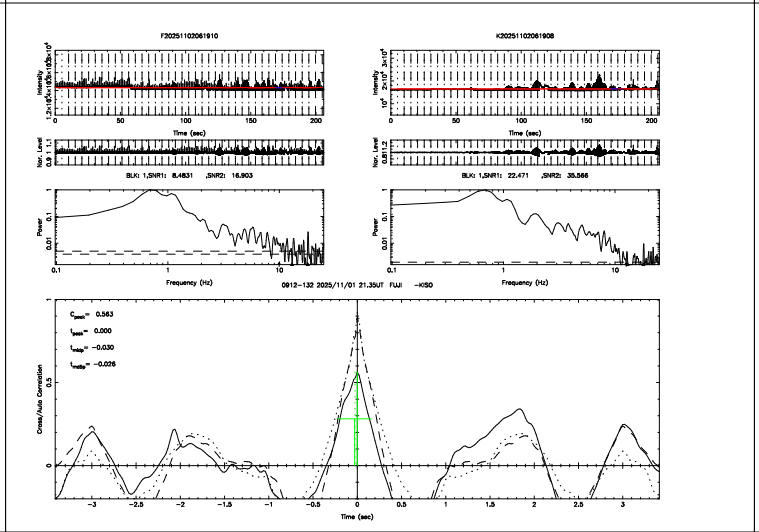
F20251102061910
K20251102061908
BLK: 1,SNR1: 8.4831 ,SNR2: 16.803
BLK: 1,SNR1: 22.471 ,SNR2: 35.566
0912-132 2025/11/01 21.35UT FUJI -KISO
C_peak= 0.563
t_peak= 0.000
t_ridge= -0.030
t_ridge= -0.026
Cross/Auto Correlation
Time (sec)

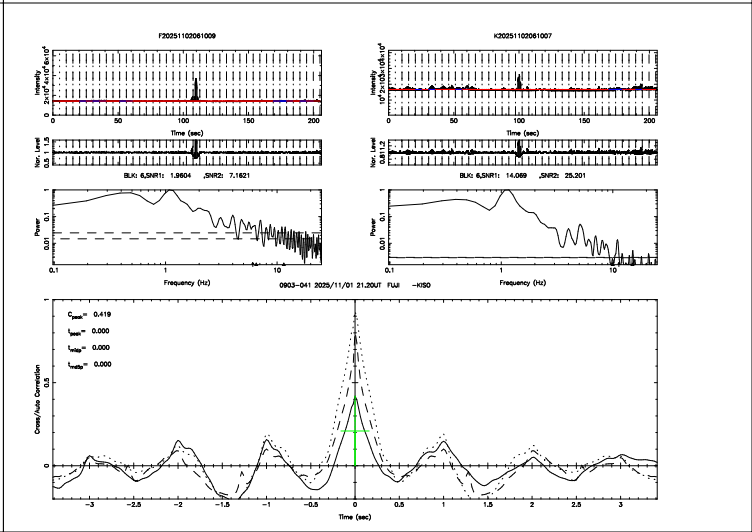
F20251102061009
K20251102061007
BLK: 6,SNR1: 1.8604 ,SNR2: 7.1621
BLK: 6,SNR1: 14.069 ,SNR2: 25.201
0903-041 2025/11/01 21.20UT FUJI -KISO
C_peak= 0.419
t_peak= 0.000
t_ridge= 0.000
t_ridge= 0.000
Cross/Auto Correlation
Time (sec)

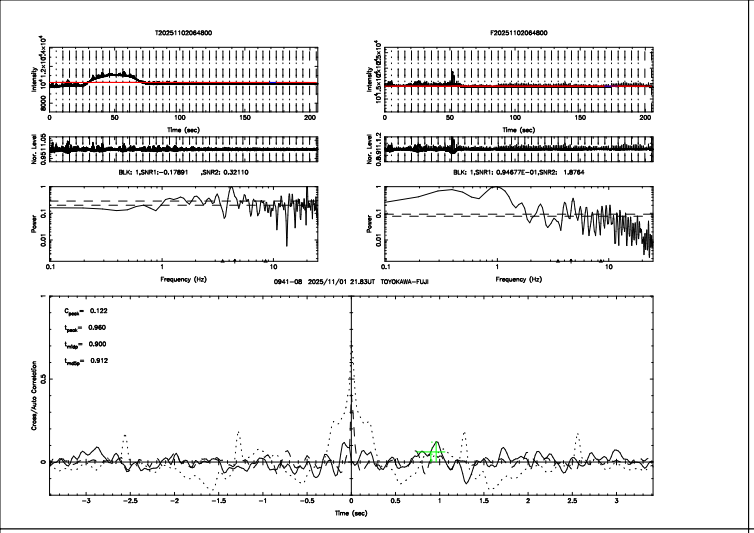
T20251102064800
F20251102064800
BLK: 1,SNR1:−0.17891 ,SNR2: 0.32110
BLK: 1,SNR1: 0.94677E−01,SNR2: 1.8764
0941−08 2025/11/01 21.83UT TOYOKAWA−FUJI
C_peak= 0.122
t_peak= 0.960
t_rise= 0.900
t_fwhm= 0.912

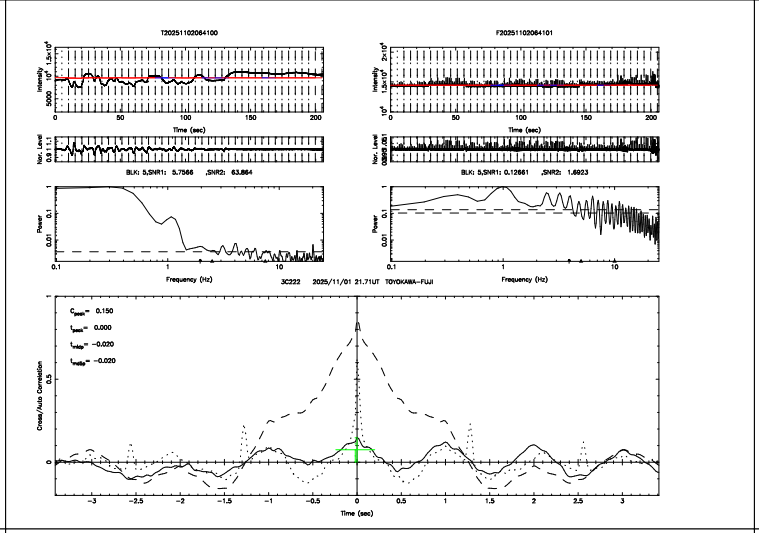
T20251102064100
F20251102064101
BLK: 5,SNR1: 5.7566 ,SNR2: 63.864
BLK: 5,SNR1: 0.12661 ,SNR2: 1.6923
3C222 2025/11/01 21.71UT TOYOKAWA−FUJI
C_peak= 0.150
t_peak= 0.000
t_rise= −0.020
t_fwhm= −0.020

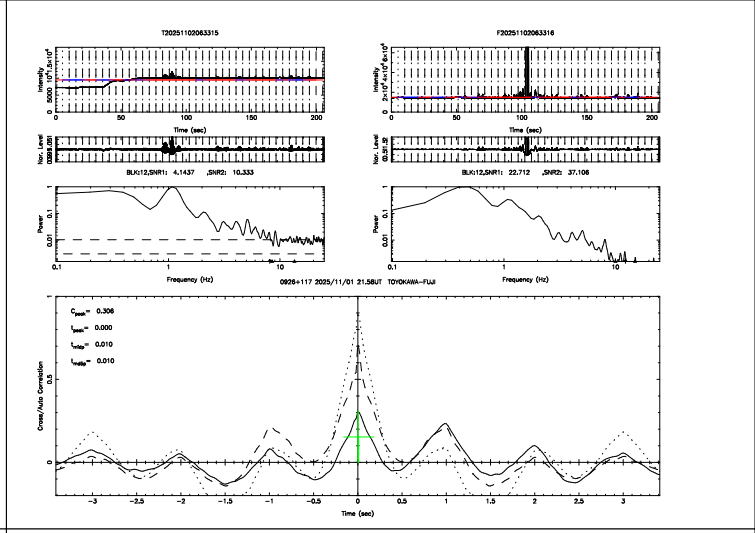
T20251102063315
F20251102063316
BLK12,SNR1: 4.1437 ,SNR2: 10.333
BLK12,SNR1: 22.712 ,SNR2: 37.106
0926+117 2025/11/01 21.58UT TOYOKAWA−FUJI
C_peak= 0.306
t_peak= 0.000
t_rise= 0.010
t_fwhm= 0.010

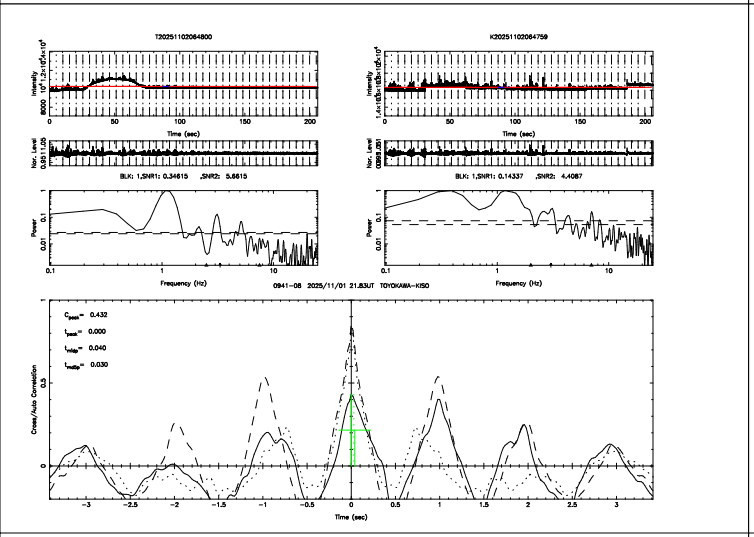
T20251102064800
K20251102064759
BLK: 1,SNR1: 0.34615 ,SNR2: 5.8615
BLK: 1,SNR1: 0.14337 ,SNR2: 4.4087
0941−08 2025/11/01 21.83UT TOYOKAWA−KISO
C_peak= 0.432
t_peak= 0.000
t_rise= 0.040
t_fwhm= 0.030

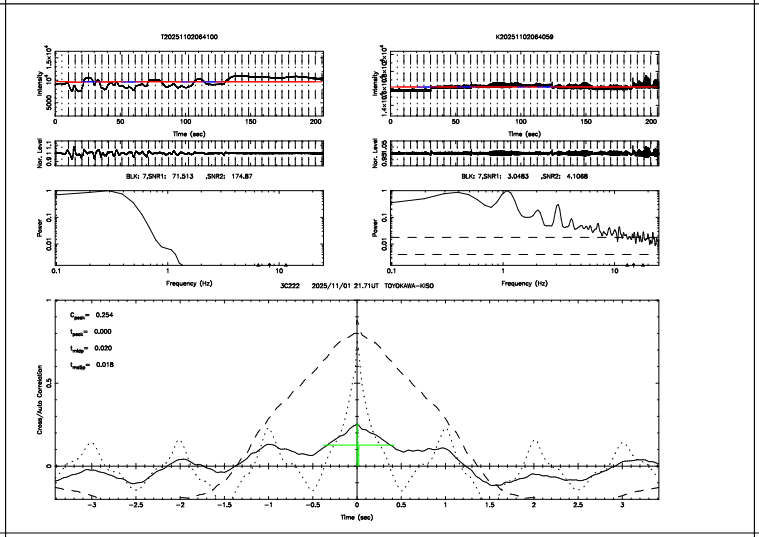
T20251102064100
K20251102064059
BLK: 7,SNR1: 71.513 ,SNR2: 174.87
BLK: 7,SNR1: 3.0483 ,SNR2: 4.1068
3C222 2025/11/01 21.71UT TOYOKAWA−KISO
C_peak= 0.254
t_peak= 0.000
t_rise= 0.020
t_fwhm= 0.018

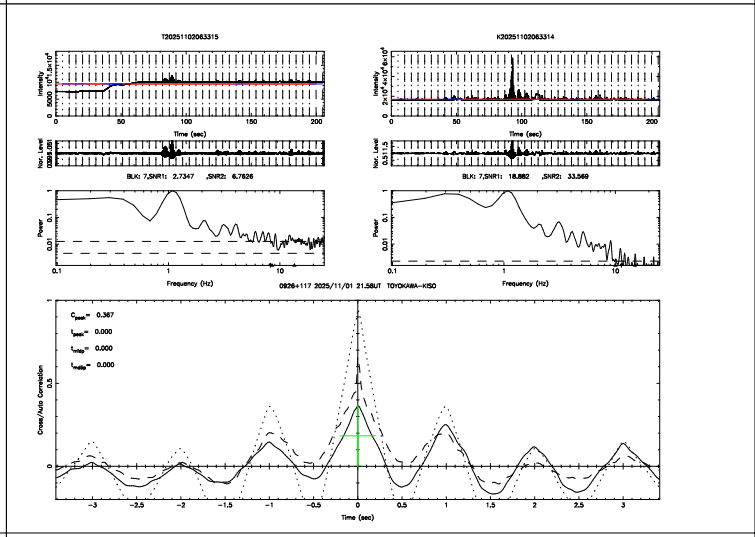
T20251102063315
K20251102063314
BLK: 7,SNR1: 2.7347 ,SNR2: 6.7626
BLK: 7,SNR1: 18.882 ,SNR2: 33.569
0926+117 2025/11/01 21.58UT TOYOKAWA−KISO
C_peak= 0.367
t_peak= 0.000
t_rise= 0.000
t_fwhm= 0.000

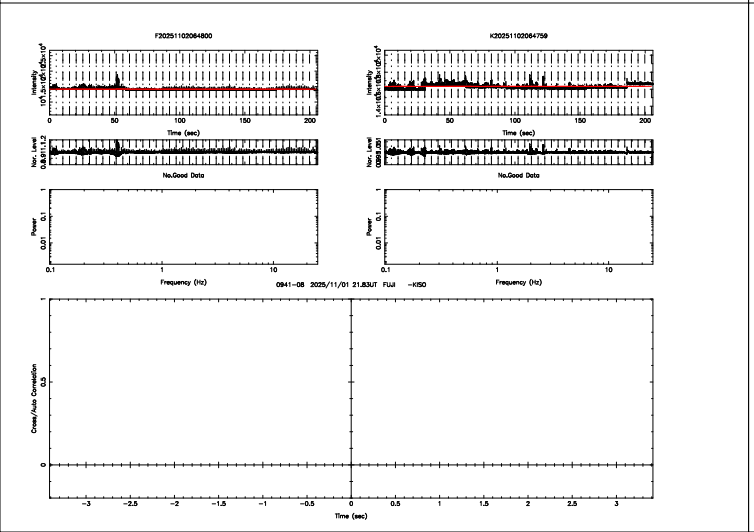
F20251102064800
K20251102064759
No.Good Data
No.Good Data
0941−08 2025/11/01 21.83UT FUJI −KISO

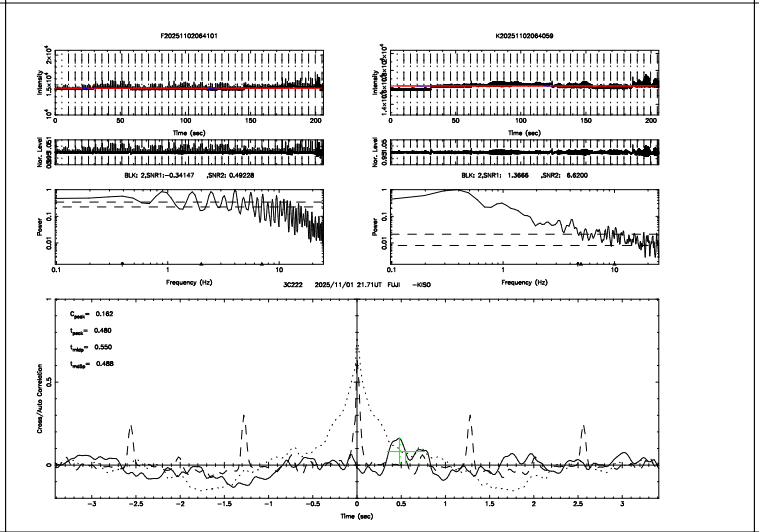
F20251102064101
K20251102064059
BLK: 2,SNR1:−0.34147 ,SNR2: 0.49228
BLK: 2,SNR1: 1.3666 ,SNR2: 6.6200
3C222 2025/11/01 21.71UT FUJI −KISO
C_peak= 0.162
t_peak= 0.480
t_rise= 0.550
t_fwhm= 0.488

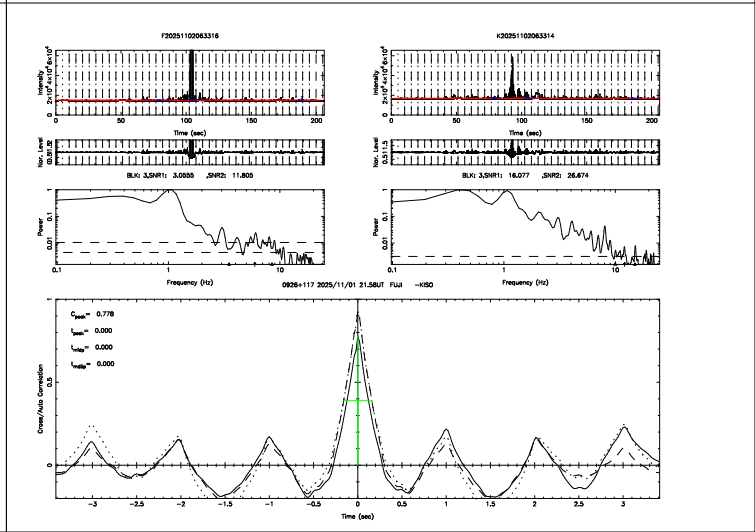
F20251102063316
K20251102063314
BLK: 3,SNR1: 3.0555 ,SNR2: 11.805
BLK: 3,SNR1: 16.077 ,SNR2: 26.674
0926+117 2025/11/01 21.58UT FUJI −KISO
C_peak= 0.778
t_peak= 0.000
t_rise= 0.000
t_fwhm= 0.000

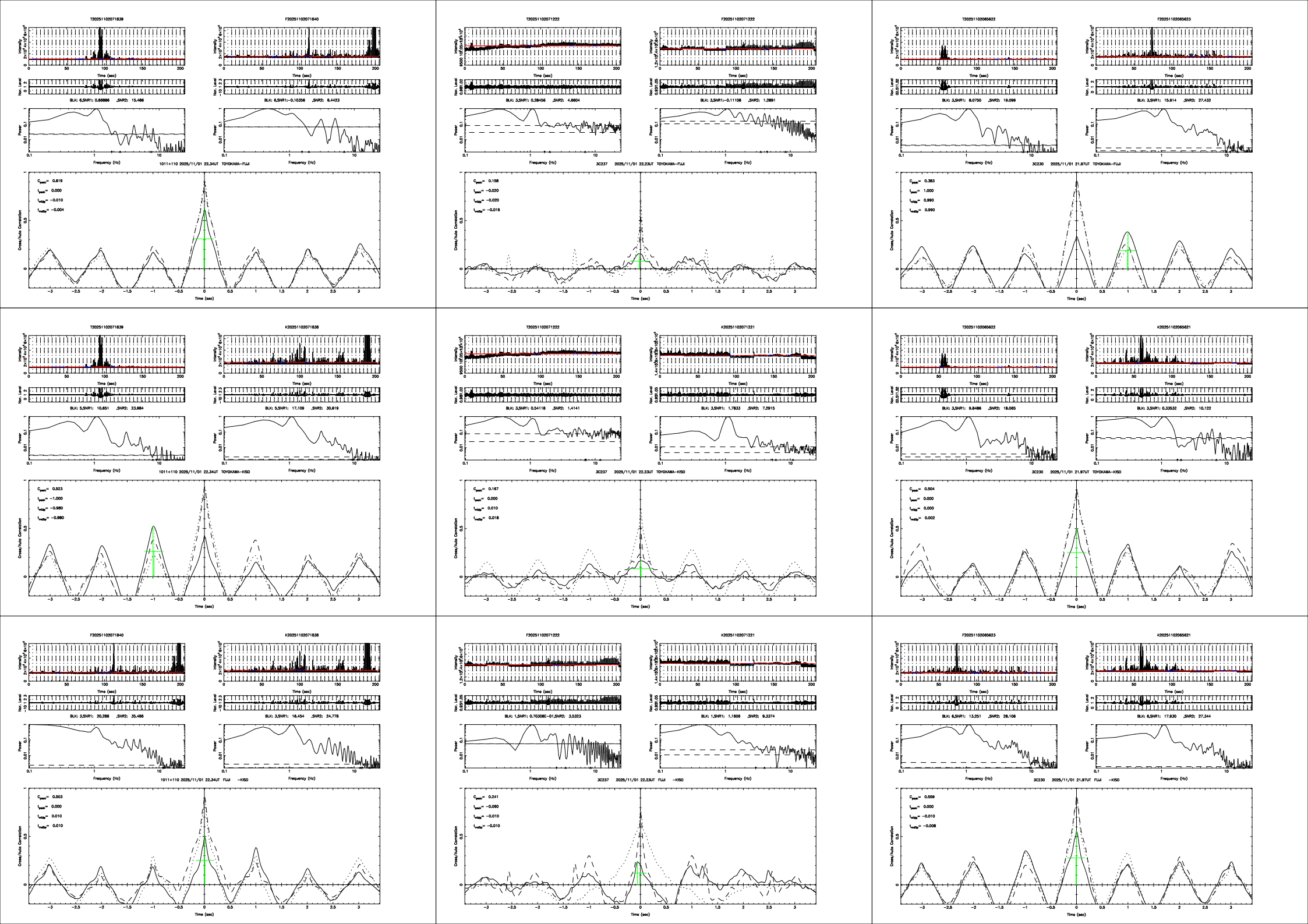
T20251102071839
F20251102071840
BLK: 6,SNR1: 0.86886 ,SNR2: 15.486
BLK: 6,SNR1:-0.10356 ,SNR2: 6.4423
1011+110 2025/11/01 22.34UT TOYOKAWA-FUJI
C_peak= 0.619
t_peak= 0.000
t_midp= -0.010
t_midb= -0.004
T20251102071222
F20251102071222
BLK: 3,SNR1: 0.28456 ,SNR2: 4.6604
BLK: 3,SNR1:-0.11108 ,SNR2: 1.2891
3C237 2025/11/01 22.23UT TOYOKAWA-FUJI
C_peak= 0.158
t_peak= -0.020
t_midp= -0.020
t_midb= -0.016
T20251102065622
F20251102065623
BLK: 3,SNR1: 8.0750 ,SNR2: 19.099
BLK: 3,SNR1: 15.614 ,SNR2: 27.432
3C230 2025/11/01 21.97UT TOYOKAWA-FUJI
C_peak= 0.383
t_peak= 1.000
t_midp= 0.990
t_midb= 0.990
T20251102071839
K20251102071838
BLK: 5,SNR1: 10.651 ,SNR2: 23.984
BLK: 5,SNR1: 17.109 ,SNR2: 30.619
1011+110 2025/11/01 22.34UT TOYOKAWA-KISO
C_peak= 0.523
t_peak= -1.000
t_midp= -0.980
t_midb= -0.980
T20251102071222
K20251102071221
BLK: 3,SNR1: 0.54118 ,SNR2: 1.4141
BLK: 3,SNR1: 1.7833 ,SNR2: 7.2915
3C237 2025/11/01 22.23UT TOYOKAWA-KISO
C_peak= 0.167
t_peak= 0.000
t_midp= 0.010
t_midb= 0.018
T20251102065622
K20251102065621
BLK: 3,SNR1: 9.8486 ,SNR2: 18.065
BLK: 3,SNR1: 0.33532 ,SNR2: 10.122
3C230 2025/11/01 21.97UT TOYOKAWA-KISO
C_peak= 0.504
t_peak= 0.000
t_midp= 0.000
t_midb= 0.002
F20251102071840
K20251102071838
BLK: 3,SNR1: 20.288 ,SNR2: 35.486
BLK: 3,SNR1: 16.454 ,SNR2: 24.778
1011+110 2025/11/01 22.34UT FUJI -KISO
C_peak= 0.503
t_peak= 0.000
t_midp= 0.010
t_midb= 0.010
F20251102071222
K20251102071221
BLK: 1,SNR1: 0.70308E-01,SNR2: 3.5323
BLK: 1,SNR1: 1.1606 ,SNR2: 9.3374
3C237 2025/11/01 22.23UT FUJI -KISO
C_peak= 0.241
t_peak= -0.060
t_midp= -0.010
t_midb= -0.010
F20251102065623
K20251102065621
BLK: 6,SNR1: 13.251 ,SNR2: 28.106
BLK: 6,SNR1: 17.930 ,SNR2: 27.344
3C230 2025/11/01 21.97UT FUJI -KISO
C_peak= 0.559
t_peak= 0.000
t_midp= -0.010
t_midb= -0.008
Intensity
Time (sec)
Nor. Level
Power
Frequency (Hz)
Cross/Auto Correlation

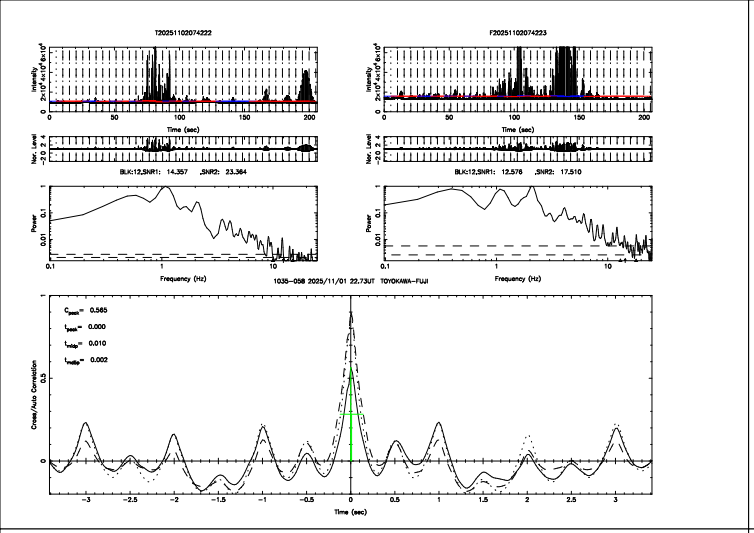
T20251102074222
T20251102074223
BLK:12,SNR1: 14.357 ,SNR2: 23.364
BLK:12,SNR1: 12.576 ,SNR2: 17.510
1035-058 2025/11/01 22.73UT TOYOKAWA-FUJI
$C_{peak}$= 0.565
$t_{peak}$= 0.000
$t_{ridge}$= 0.010
$t_{width}$= 0.002

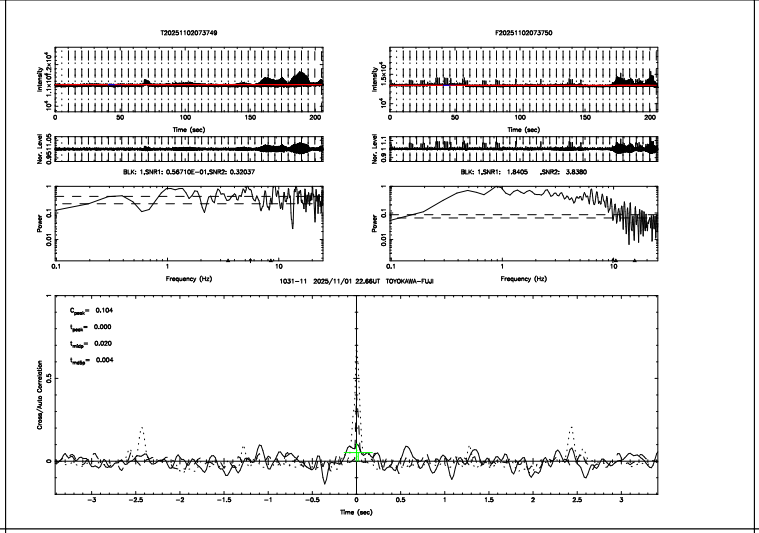
T20251102073749
F20251102073750
BLK: 1,SNR1: 0.56710E-01,SNR2: 0.33037
BLK: 1,SNR1: 1.8405 ,SNR2: 3.8380
1031-11 2025/11/01 22.66UT TOYOKAWA-FUJI
$C_{peak}$= 0.104
$t_{peak}$= 0.000
$t_{ridge}$= 0.020
$t_{width}$= 0.004

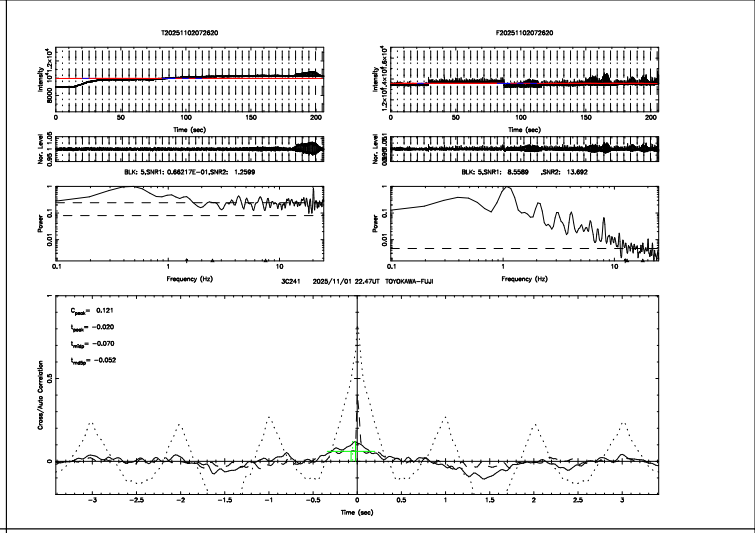
T20251102072620
F20251102072620
BLK: 5,SNR1: 0.66217E-01,SNR2: 1.2599
BLK: 5,SNR1: 8.5589 ,SNR2: 13.692
3C241 2025/11/01 22.47UT TOYOKAWA-FUJI
$C_{peak}$= 0.121
$t_{peak}$= −0.020
$t_{ridge}$= −0.070
$t_{width}$= −0.052

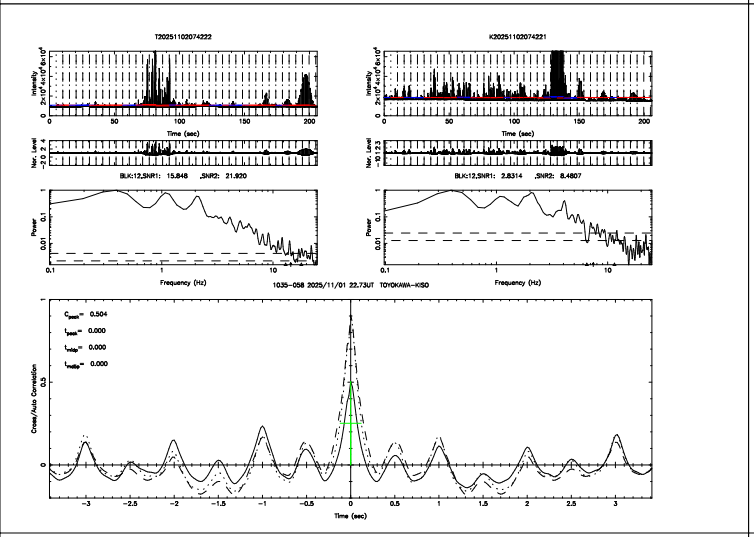
T20251102074222
K20251102074221
BLK:12,SNR1: 15.848 ,SNR2: 21.920
BLK:12,SNR1: 2.8314 ,SNR2: 8.4807
1035-058 2025/11/01 22.73UT TOYOKAWA-KISO
$C_{peak}$= 0.504
$t_{peak}$= 0.000
$t_{ridge}$= 0.000
$t_{width}$= 0.000

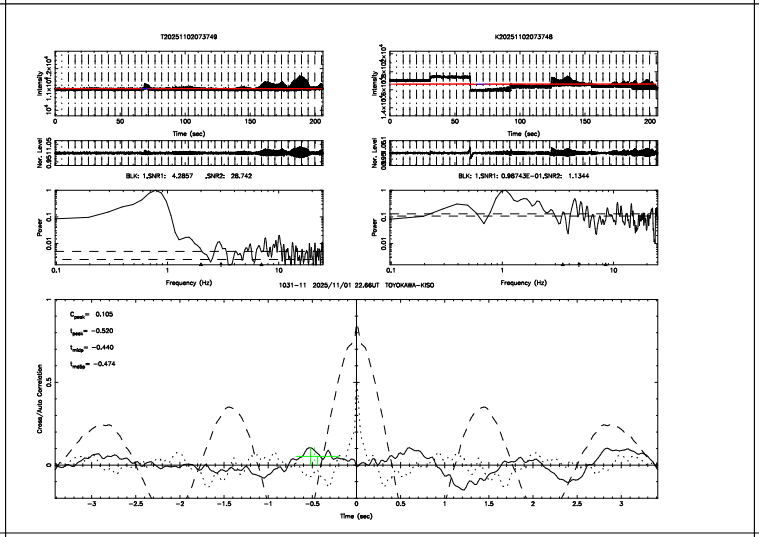
T20251102073749
K20251102073748
BLK: 1,SNR1: 4.2857 ,SNR2: 28.742
BLK: 1,SNR1: 0.98743E-01,SNR2: 1.1344
1031-11 2025/11/01 22.66UT TOYOKAWA-KISO
$C_{peak}$= 0.105
$t_{peak}$= −0.520
$t_{ridge}$= −0.440
$t_{width}$= −0.474

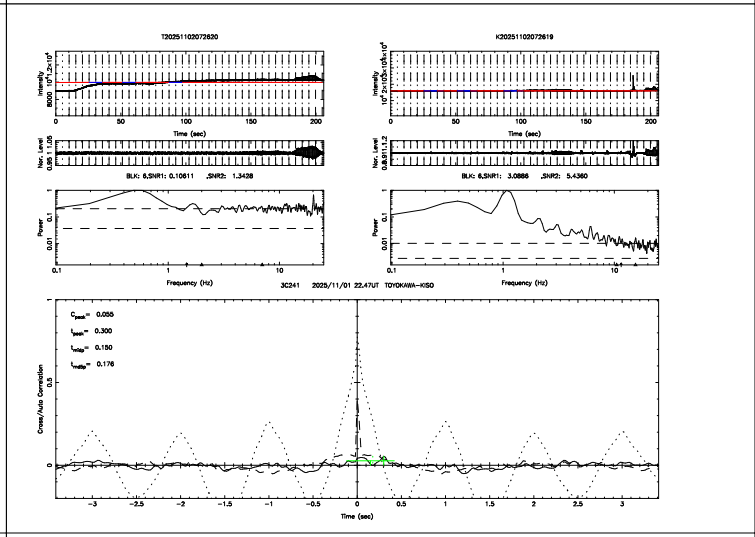
T20251102072620
K20251102072619
BLK: 5,SNR1: 0.10611 ,SNR2: 1.3438
BLK: 5,SNR1: 3.0886 ,SNR2: 5.4360
3C241 2025/11/01 22.47UT TOYOKAWA-KISO
$C_{peak}$= 0.055
$t_{peak}$= 0.300
$t_{ridge}$= 0.150
$t_{width}$= 0.176

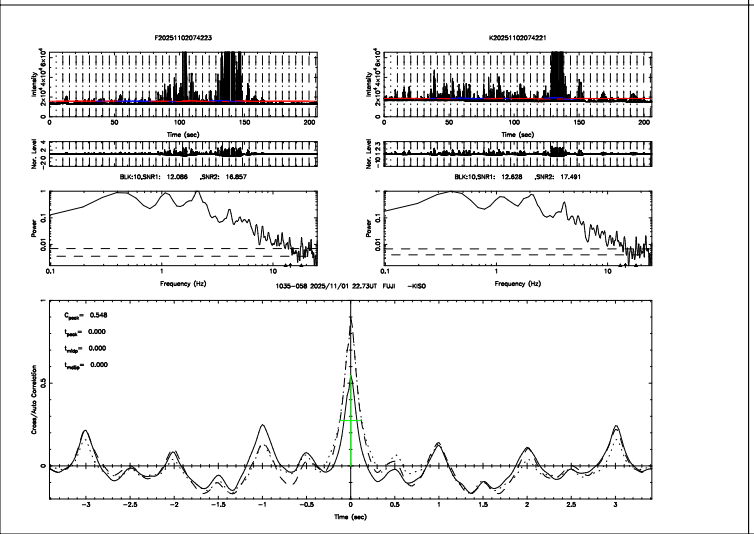
F20251102074223
K20251102074221
BLK:10,SNR1: 13.086 ,SNR2: 16.857
BLK:10,SNR1: 12.628 ,SNR2: 17.491
1035-058 2025/11/01 22.73UT FUJI -KISO
$C_{peak}$= 0.548
$t_{peak}$= 0.000
$t_{ridge}$= 0.000
$t_{width}$= 0.000

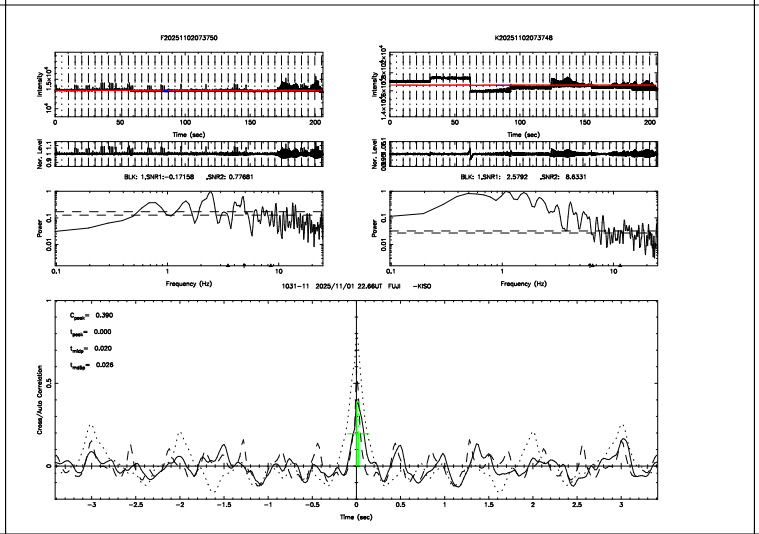
F20251102073750
K20251102073748
BLK: 1,SNR1:-0.17158 ,SNR2: 0.77681
BLK: 1,SNR1: 2.5792 ,SNR2: 8.6331
1031-11 2025/11/01 22.66UT FUJI -KISO
$C_{peak}$= 0.390
$t_{peak}$= 0.000
$t_{ridge}$= 0.020
$t_{width}$= 0.026

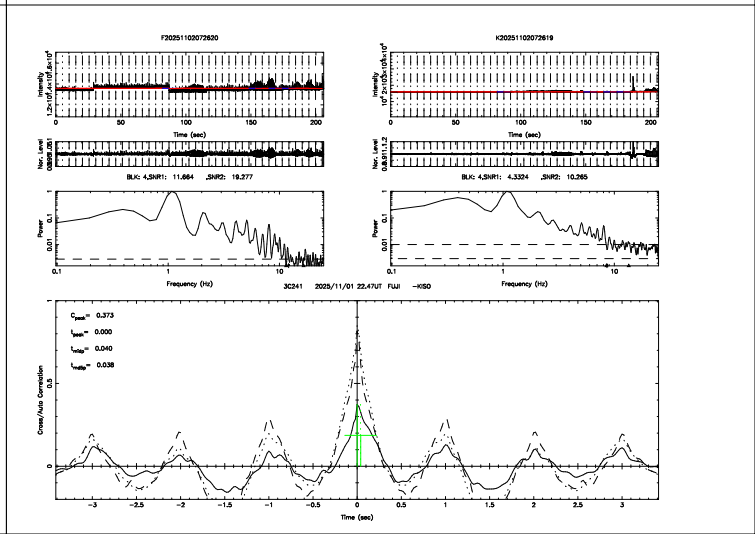
F20251102072620
K20251102072619
BLK: 4,SNR1: 11.664 ,SNR2: 19.277
BLK: 4,SNR1: 4.3324 ,SNR2: 10.265
3C241 2025/11/01 22.47UT FUJI -KISO
$C_{peak}$= 0.373
$t_{peak}$= 0.000
$t_{ridge}$= 0.040
$t_{width}$= 0.038

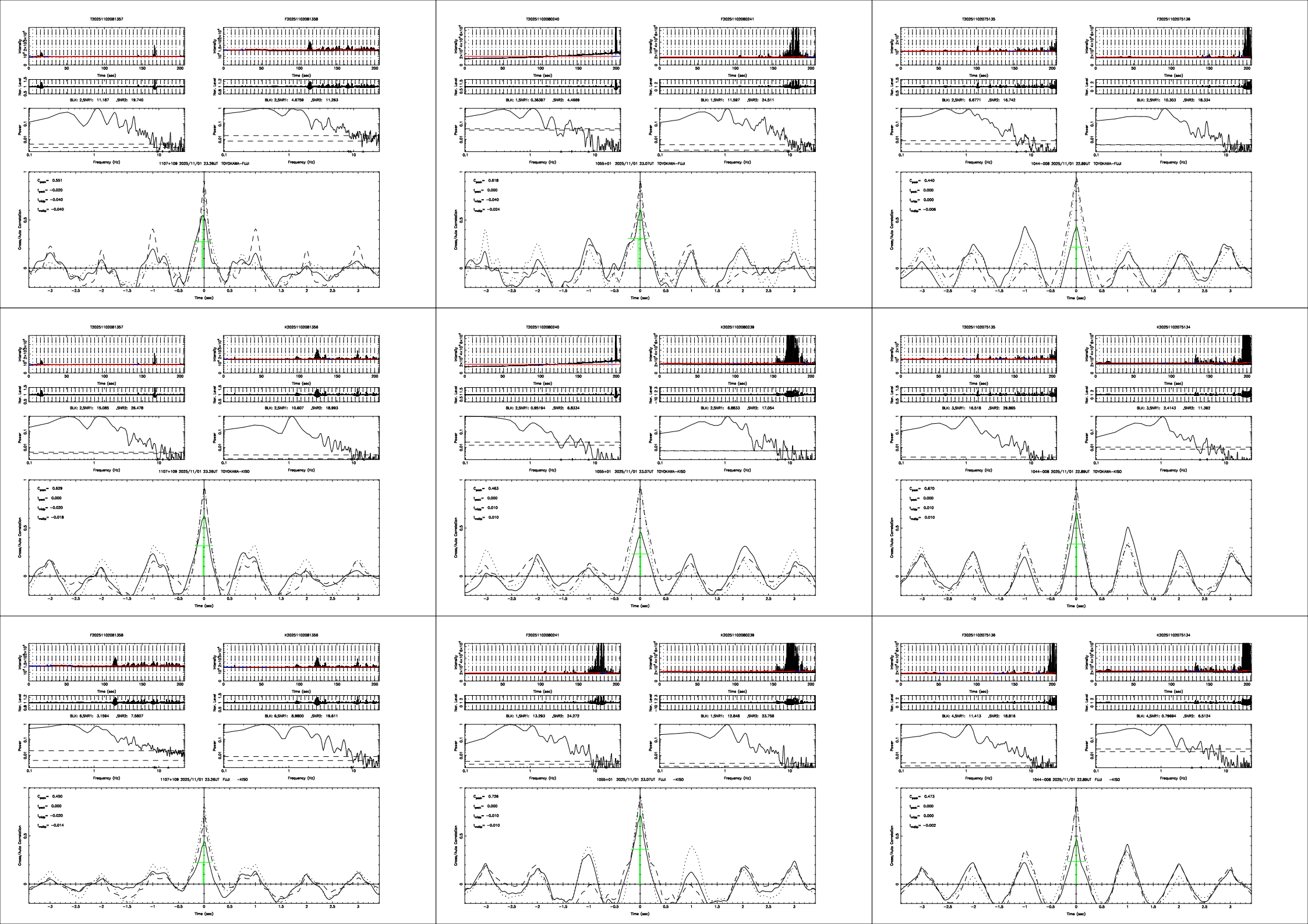
T20251102081357
F20251102081358
BLK: 2,SNR1: 11.187 ,SNR2: 19.740
BLK: 2,SNR1: 4.6759 ,SNR2: 11.263
1107+109 2025/11/01 23.26UT TOYOKAWA-FUJI
C_peak= 0.551
t_peak= -0.020
t_midp= -0.040
t_midp= -0.040
T20251102080240
F20251102080241
BLK: 1,SNR1: 0.36397 ,SNR2: 4.4669
BLK: 1,SNR1: 11.597 ,SNR2: 24.511
1055+01 2025/11/01 23.07UT TOYOKAWA-FUJI
C_peak= 0.618
t_peak= 0.000
t_midp= -0.040
t_midp= -0.024
T20251102075135
F20251102075136
BLK: 2,SNR1: 6.6771 ,SNR2: 16.742
BLK: 2,SNR1: 10.303 ,SNR2: 18.334
1044-008 2025/11/01 22.89UT TOYOKAWA-FUJI
C_peak= 0.440
t_peak= 0.000
t_midp= 0.000
t_midp= -0.006
T20251102081357
K20251102081356
BLK: 2,SNR1: 15.085 ,SNR2: 26.478
BLK: 2,SNR1: 10.607 ,SNR2: 18.993
1107+109 2025/11/01 23.26UT TOYOKAWA-KISO
C_peak= 0.629
t_peak= 0.000
t_midp= -0.020
t_midp= -0.018
T20251102080240
K20251102080239
BLK: 2,SNR1: 0.95194 ,SNR2: 6.8334
BLK: 2,SNR1: 6.8833 ,SNR2: 17.054
1055+01 2025/11/01 23.07UT TOYOKAWA-KISO
C_peak= 0.463
t_peak= 0.000
t_midp= 0.010
t_midp= 0.010
T20251102075135
K20251102075134
BLK: 3,SNR1: 16.518 ,SNR2: 29.865
BLK: 3,SNR1: 2.4143 ,SNR2: 11.392
1044-008 2025/11/01 22.89UT TOYOKAWA-KISO
C_peak= 0.670
t_peak= 0.000
t_midp= 0.010
t_midp= 0.010
F20251102081358
K20251102081356
BLK: 6,SNR1: 3.1594 ,SNR2: 7.5807
BLK: 6,SNR1: 8.9800 ,SNR2: 19.611
1107+109 2025/11/01 23.26UT FUJI -KISO
C_peak= 0.450
t_peak= 0.000
t_midp= -0.020
t_midp= -0.014
F20251102080241
K20251102080239
BLK: 1,SNR1: 13.293 ,SNR2: 24.272
BLK: 1,SNR1: 12.848 ,SNR2: 23.758
1055+01 2025/11/01 23.07UT FUJI -KISO
C_peak= 0.726
t_peak= 0.000
t_midp= -0.010
t_midp= -0.010
F20251102075136
K20251102075134
BLK: 4,SNR1: 11.413 ,SNR2: 18.816
BLK: 4,SNR1: 0.79694 ,SNR2: 6.5124
1044-008 2025/11/01 22.89UT FUJI -KISO
C_peak= 0.473
t_peak= 0.000
t_midp= 0.000
t_midp= -0.002
Intensity
Nor. Level
Power
Frequency (Hz)
Cross/Auto Correlation
Time (sec)

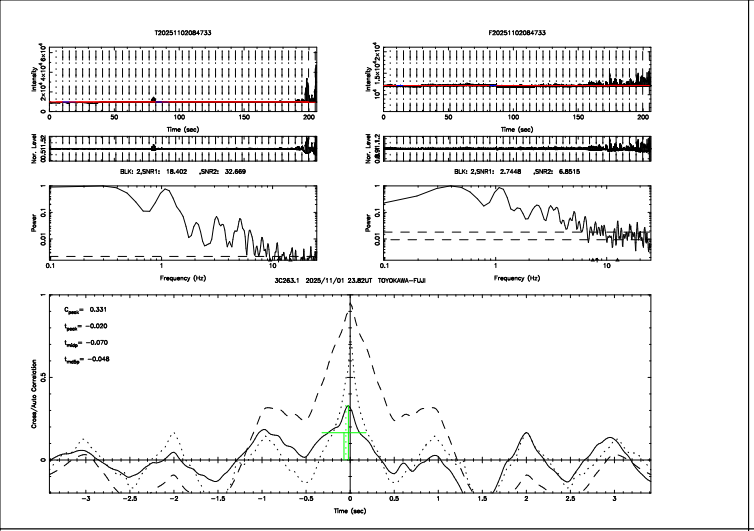
T20251102084733
F20251102084733
BLK: 2,SNR1: 18.402 ,SNR2: 32.669
BLK: 2,SNR1: 2.7448 ,SNR2: 6.8515
3C263.1 2025/11/01 23.82UT TOYOKAWA-FUJI
C_peak= 0.331
t_peak= −0.020
t_edge= −0.070
t_valley= −0.048
Time (sec)
Frequency (Hz)
Cross/Auto Correlation

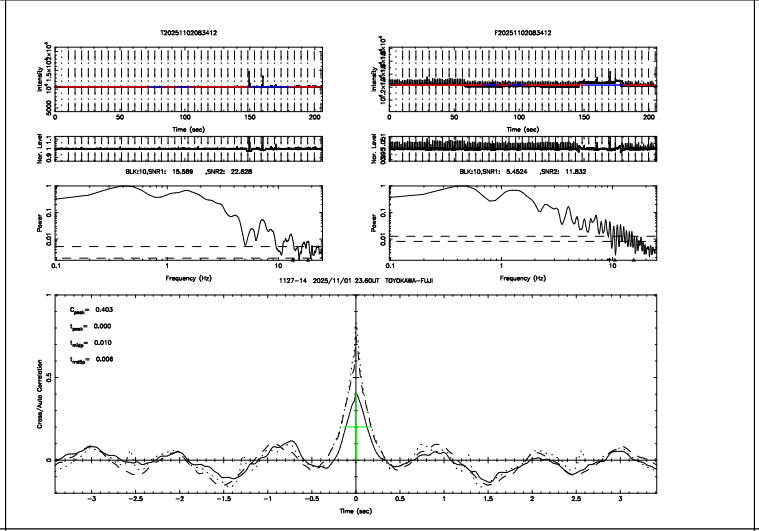
T20251102083412
F20251102083412
BLK:10,SNR1: 15.589 ,SNR2: 22.828
BLK:10,SNR1: 5.4524 ,SNR2: 11.832
1127-14 2025/11/01 23.60UT TOYOKAWA-FUJI
C_peak= 0.403
t_peak= 0.000
t_edge= 0.010
t_valley= 0.006
Time (sec)
Frequency (Hz)
Cross/Auto Correlation

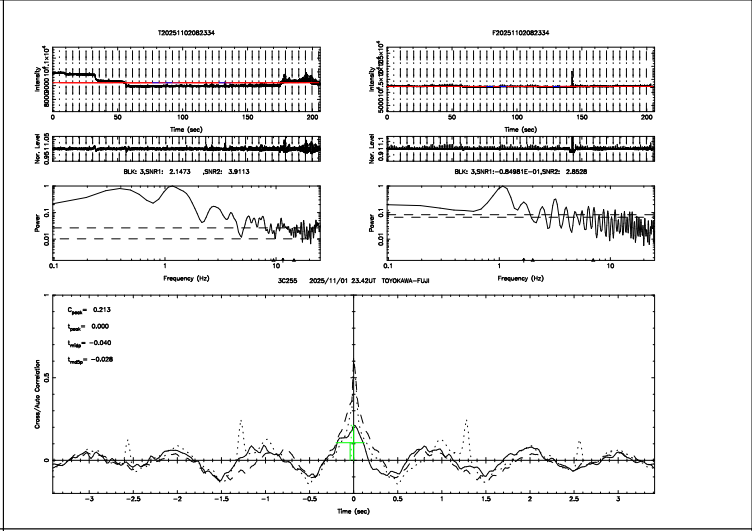
T20251102082334
F20251102082334
BLK: 3,SNR1: 2.1473 ,SNR2: 3.9113
BLK: 3,SNR1:−0.84981E−01,SNR2: 2.8528
3C255 2025/11/01 23.42UT TOYOKAWA-FUJI
C_peak= 0.213
t_peak= 0.000
t_edge= −0.040
t_valley= −0.028
Time (sec)
Frequency (Hz)
Cross/Auto Correlation

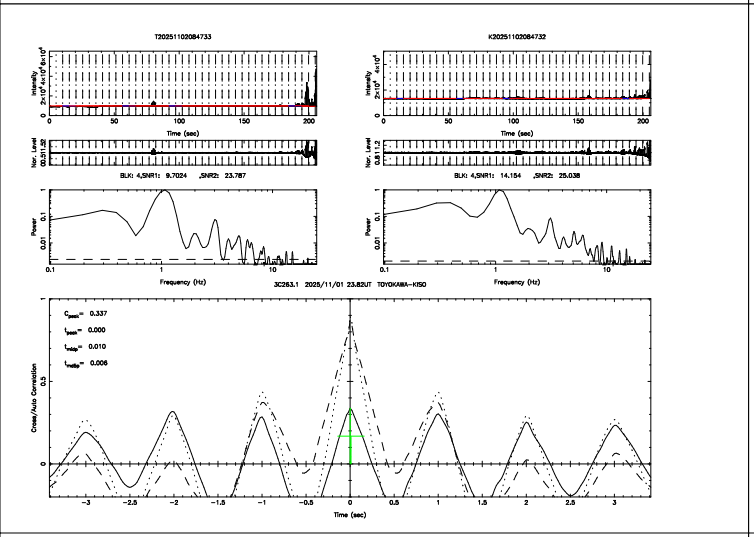
T20251102084733
K20251102084732
BLK: 4,SNR1: 9.7024 ,SNR2: 23.787
BLK: 4,SNR1: 14.154 ,SNR2: 25.038
3C263.1 2025/11/01 23.82UT TOYOKAWA-KISO
C_peak= 0.337
t_peak= 0.000
t_edge= 0.010
t_valley= 0.006
Time (sec)
Frequency (Hz)
Cross/Auto Correlation

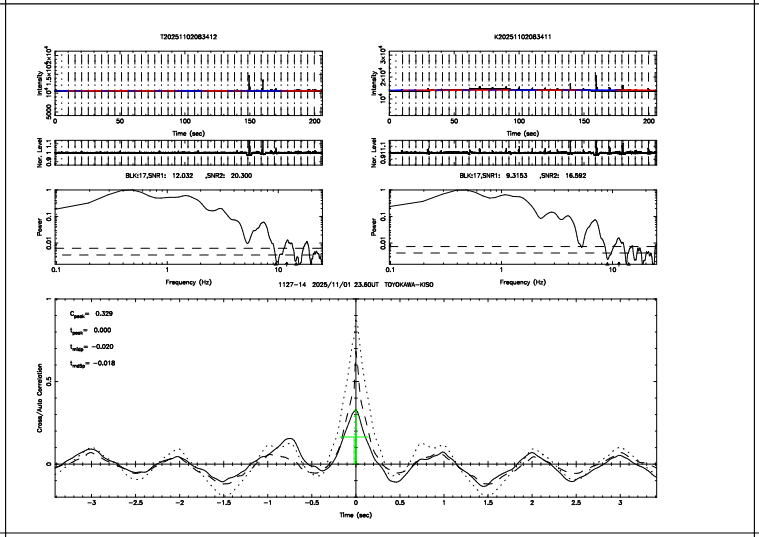
T20251102083412
K20251102083411
BLK:17,SNR1: 12.032 ,SNR2: 20.300
BLK:17,SNR1: 9.3153 ,SNR2: 16.592
1127-14 2025/11/01 23.60UT TOYOKAWA-KISO
C_peak= 0.329
t_peak= 0.000
t_edge= −0.020
t_valley= −0.018
Time (sec)
Frequency (Hz)
Cross/Auto Correlation

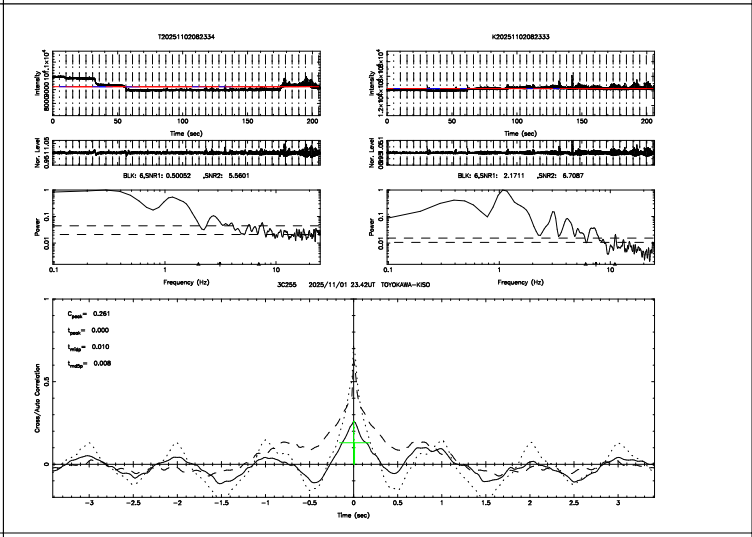
T20251102082334
K20251102082333
BLK: 6,SNR1: 0.50052 ,SNR2: 5.5601
BLK: 6,SNR1: 2.1711 ,SNR2: 6.7087
3C255 2025/11/01 23.42UT TOYOKAWA-KISO
C_peak= 0.251
t_peak= 0.000
t_edge= 0.010
t_valley= 0.008
Time (sec)
Frequency (Hz)
Cross/Auto Correlation

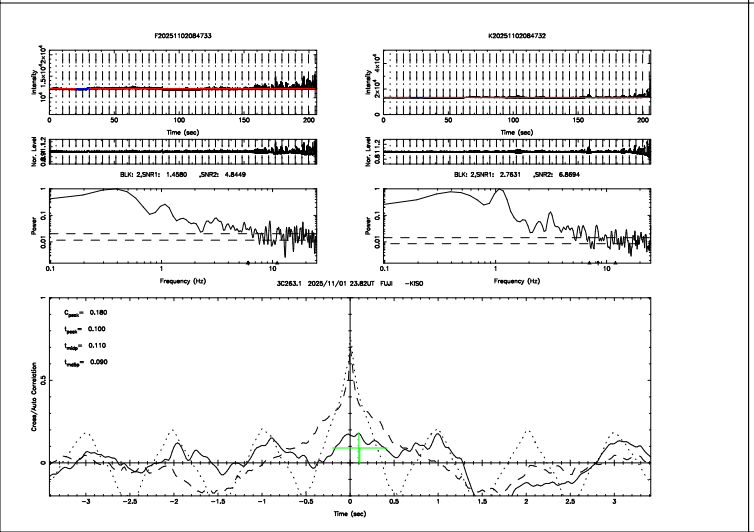
F20251102084733
K20251102084732
BLK: 2,SNR1: 1.4580 ,SNR2: 4.8449
BLK: 2,SNR1: 2.7631 ,SNR2: 6.8694
3C263.1 2025/11/01 23.82UT FUJI -KISO
C_peak= 0.180
t_peak= 0.100
t_edge= 0.110
t_valley= 0.090
Time (sec)
Frequency (Hz)
Cross/Auto Correlation

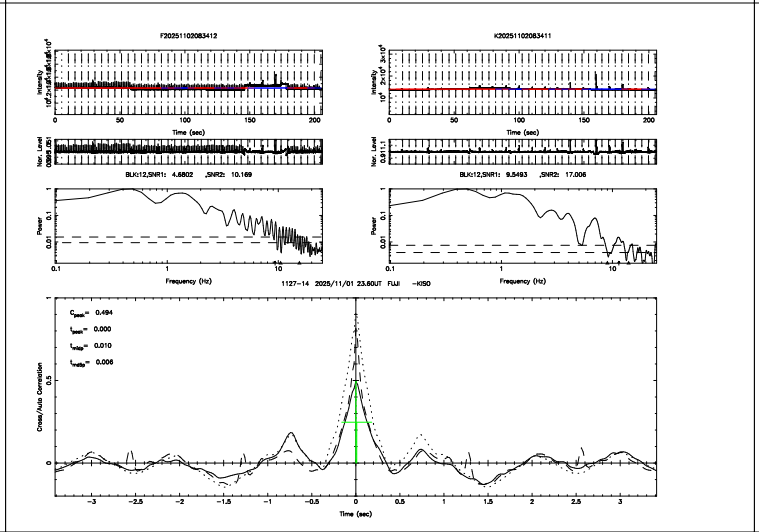
F20251102083412
K20251102083411
BLK:12,SNR1: 4.5802 ,SNR2: 10.169
BLK:12,SNR1: 9.5493 ,SNR2: 17.006
1127-14 2025/11/01 23.60UT FUJI -KISO
C_peak= 0.494
t_peak= 0.000
t_edge= 0.010
t_valley= 0.006
Time (sec)
Frequency (Hz)
Cross/Auto Correlation

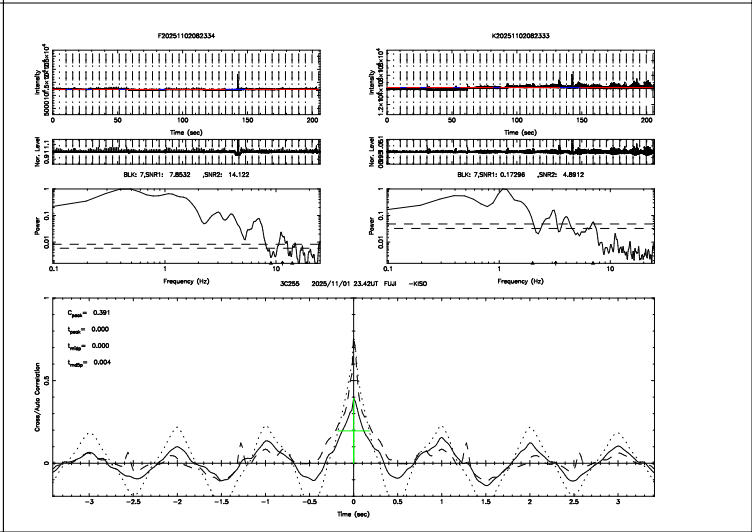
F20251102082334
K20251102082333
BLK: 7,SNR1: 7.8532 ,SNR2: 14.122
BLK: 7,SNR1: 0.17296 ,SNR2: 4.8912
3C255 2025/11/01 23.42UT FUJI -KISO
C_peak= 0.391
t_peak= 0.000
t_edge= 0.000
t_valley= 0.004
Time (sec)
Frequency (Hz)
Cross/Auto Correlation

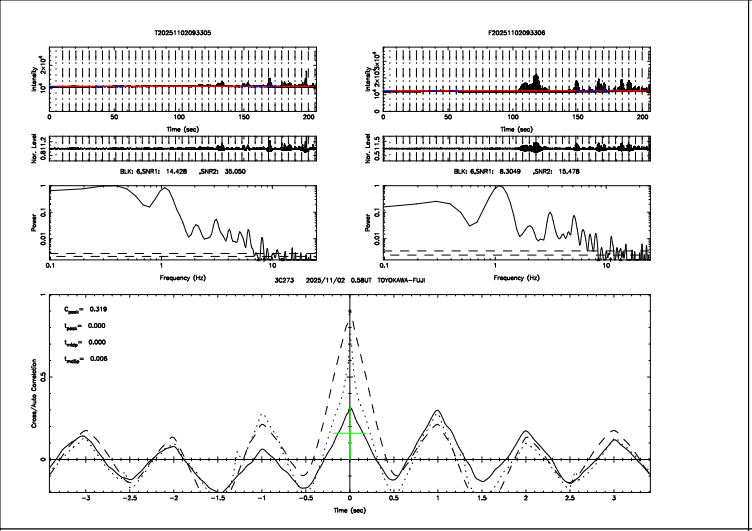
T20251102093305
F20251102093306
BLK: 6,SNR1: 14.428 ,SNR2: 35.050
BLK: 6,SNR1: 8.3049 ,SNR2: 15.478
3C273 2025/11/02 0.58UT TOYOKAWA-FUJI
C_peak= 0.319
t_peak= 0.000
t_rise= 0.000
t_fall= 0.006
Time (sec)
Frequency (Hz)
Cross/Auto Correlation

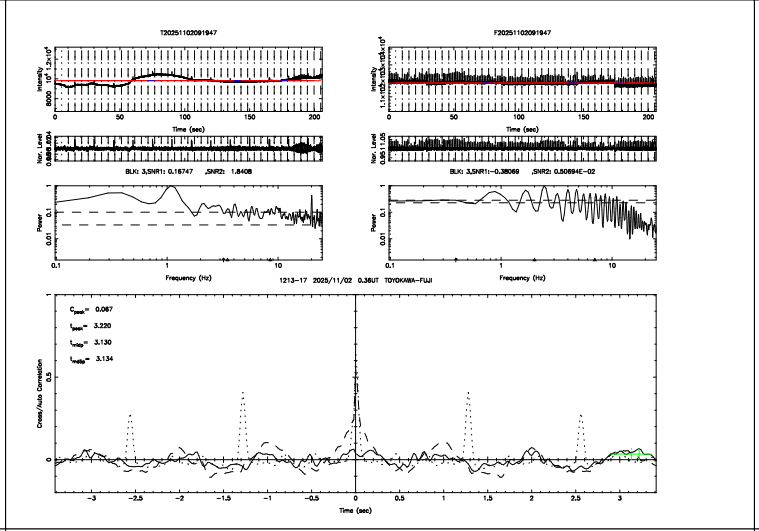
T20251102091947
F20251102091947
BLK: 3,SNR1: 0.16747 ,SNR2: 1.8408
BLK: 3,SNR1: -0.38069 ,SNR2: 0.50894E-02
1213-17 2025/11/02 0.36UT TOYOKAWA-FUJI
C_peak= 0.067
t_peak= 3.220
t_rise= 3.130
t_fall= 3.134
Time (sec)
Frequency (Hz)
Cross/Auto Correlation

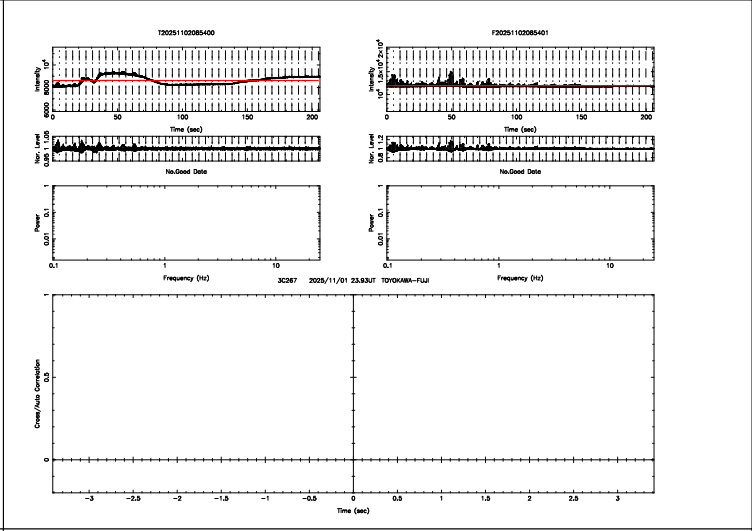
T20251102085400
F20251102085401
No.Good Data
3C267 2025/11/01 23.93UT TOYOKAWA-FUJI
Time (sec)
Frequency (Hz)
Cross/Auto Correlation

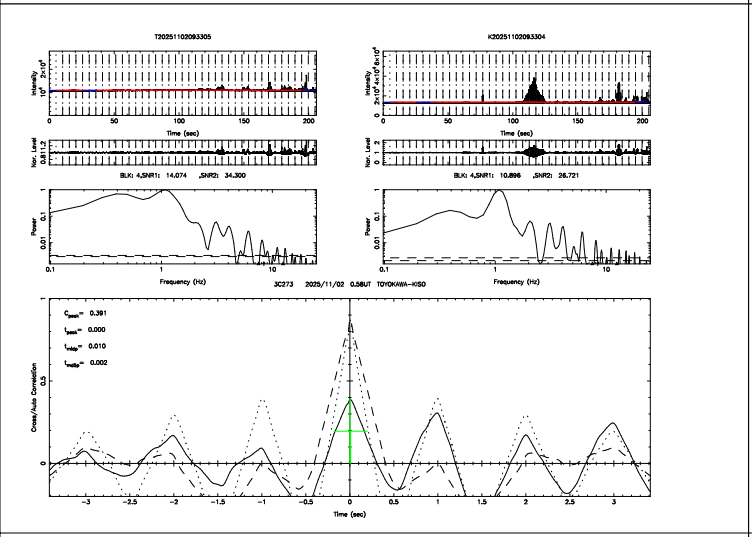
T20251102093305
K20251102093304
BLK: 4,SNR1: 14.074 ,SNR2: 34.300
BLK: 4,SNR1: 10.896 ,SNR2: 26.721
3C273 2025/11/02 0.58UT TOYOKAWA-KISO
C_peak= 0.391
t_peak= 0.000
t_rise= 0.010
t_fall= 0.002
Time (sec)
Frequency (Hz)
Cross/Auto Correlation

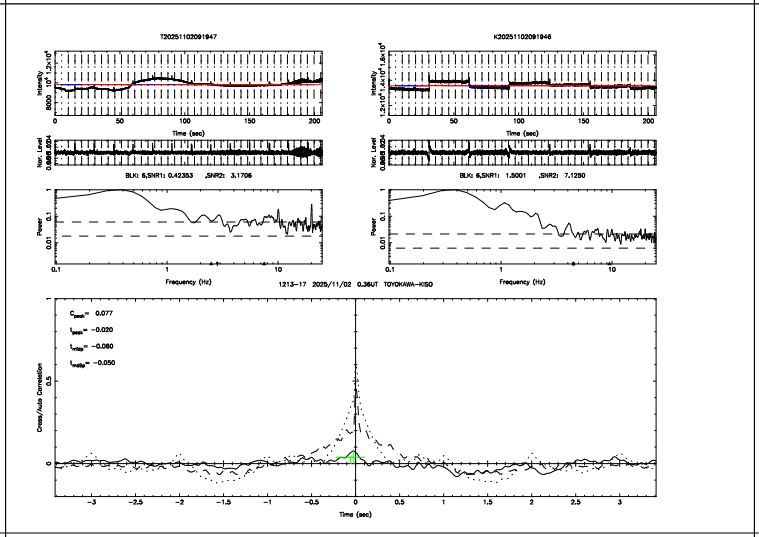
T20251102091947
K20251102091946
BLK: 6,SNR1: 0.42353 ,SNR2: 3.1706
BLK: 6,SNR1: 1.5001 ,SNR2: 7.1250
1213-17 2025/11/02 0.36UT TOYOKAWA-KISO
C_peak= 0.077
t_peak= -0.020
t_rise= -0.060
t_fall= -0.050
Time (sec)
Frequency (Hz)
Cross/Auto Correlation

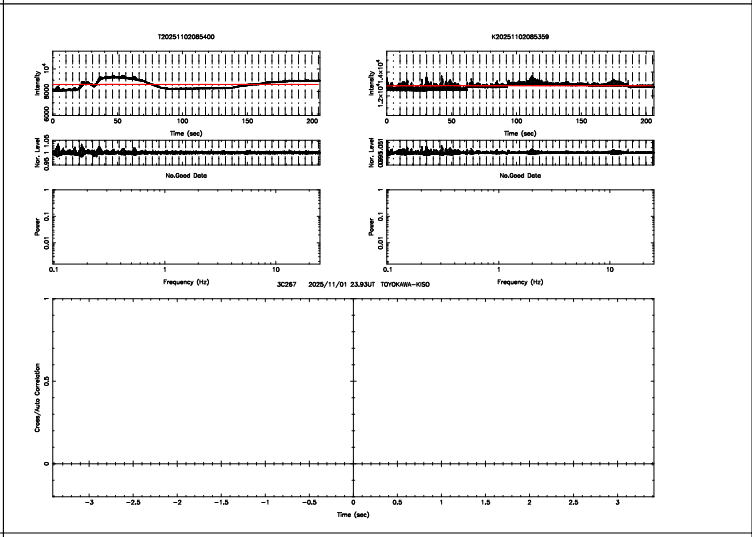
T20251102085400
K20251102085359
No.Good Data
3C267 2025/11/01 23.93UT TOYOKAWA-KISO
Time (sec)
Frequency (Hz)
Cross/Auto Correlation

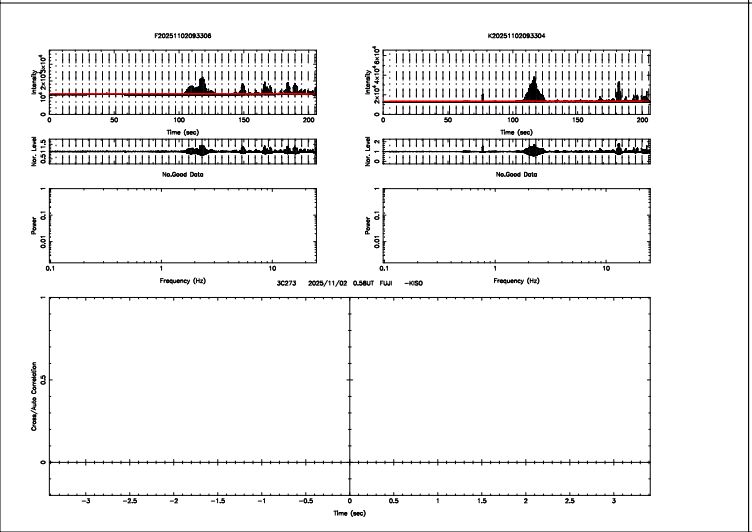
F20251102093306
K20251102093304
No.Good Data
3C273 2025/11/02 0.58UT FUJI -KISO
Time (sec)
Frequency (Hz)
Cross/Auto Correlation

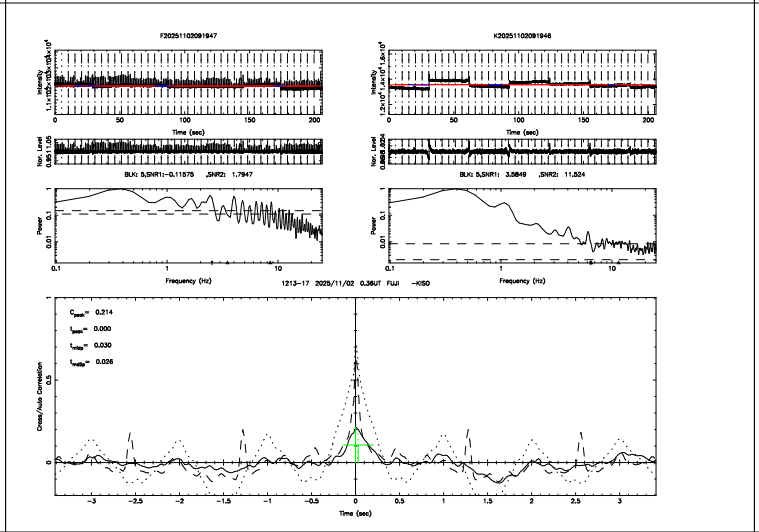
F20251102091947
K20251102091946
BLK: 5,SNR1: -0.11575 ,SNR2: 1.7947
BLK: 5,SNR1: 3.5849 ,SNR2: 11.524
1213-17 2025/11/02 0.36UT FUJI -KISO
C_peak= 0.214
t_peak= 0.000
t_rise= 0.030
t_fall= 0.026
Time (sec)
Frequency (Hz)
Cross/Auto Correlation

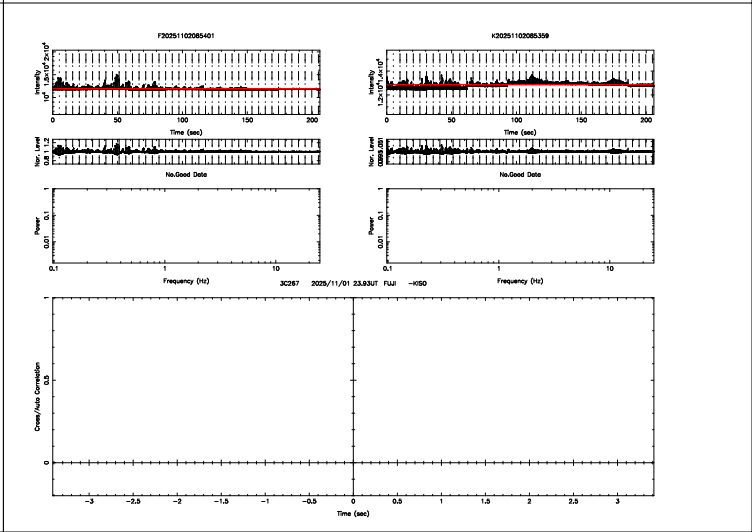
F20251102085401
K20251102085359
No.Good Data
3C267 2025/11/01 23.93UT FUJI -KISO
Time (sec)
Frequency (Hz)
Cross/Auto Correlation

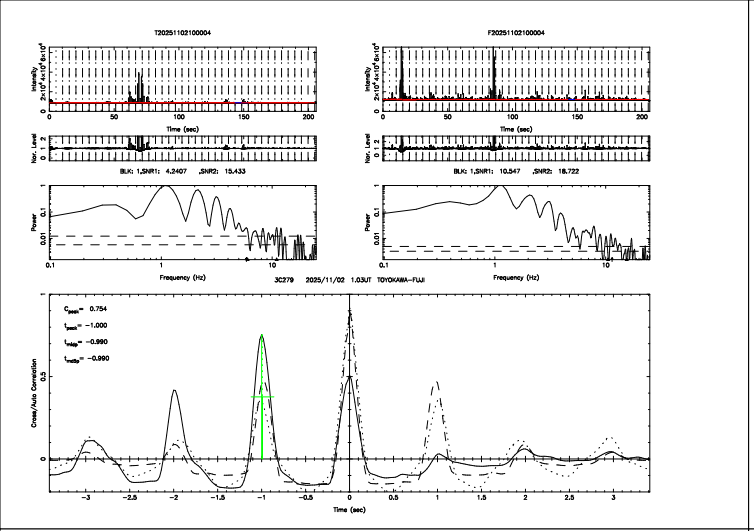
T20251102100004
F20251102100004
BLK: 1,SNR1: 4.2407 ,SNR2: 15.433
BLK: 1,SNR1: 10.547 ,SNR2: 18.722
3C279 2025/11/02 1.03UT TOYOKAWA-FUJI
Cross/Auto Correlation
Time (sec)
Frequency (Hz)

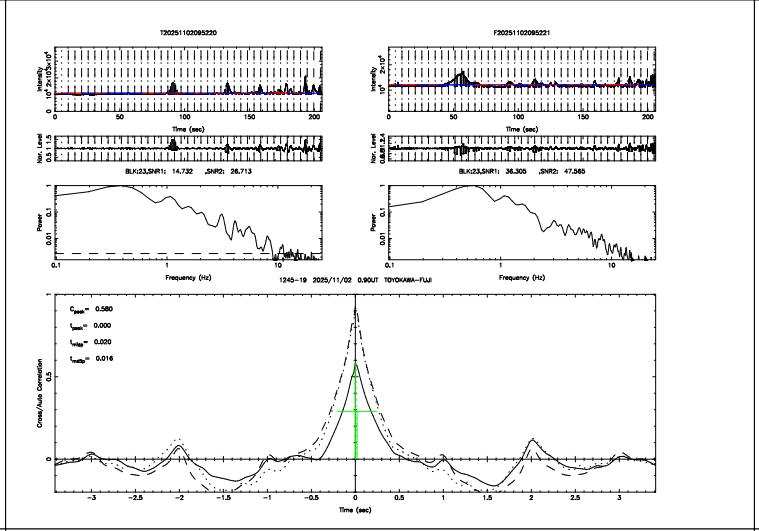
T20251102095220
F20251102095221
BLK:23,SNR1: 14.732 ,SNR2: 26.713
BLK:23,SNR1: 36.305 ,SNR2: 47.565
1245-19 2025/11/02 0.90UT TOYOKAWA-FUJI
Cross/Auto Correlation
Time (sec)
Frequency (Hz)

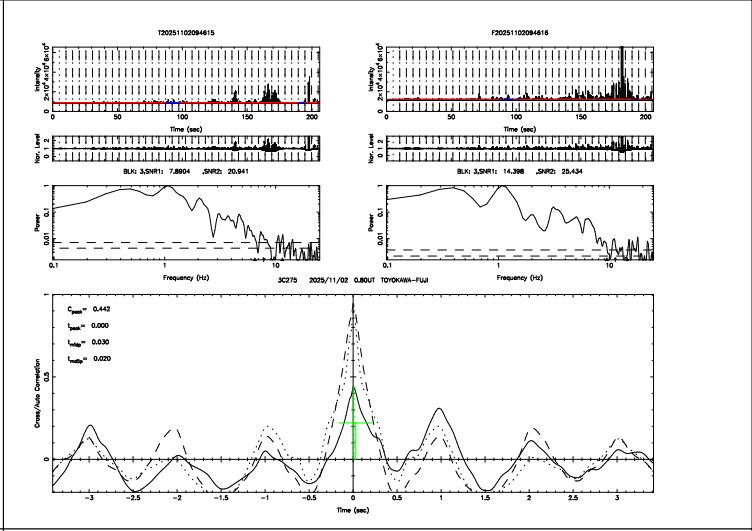
T20251102094615
F20251102094616
BLK: 3,SNR1: 7.8904 ,SNR2: 20.941
BLK: 3,SNR1: 14.398 ,SNR2: 25.434
3C275 2025/11/02 0.80UT TOYOKAWA-FUJI
Cross/Auto Correlation
Time (sec)
Frequency (Hz)

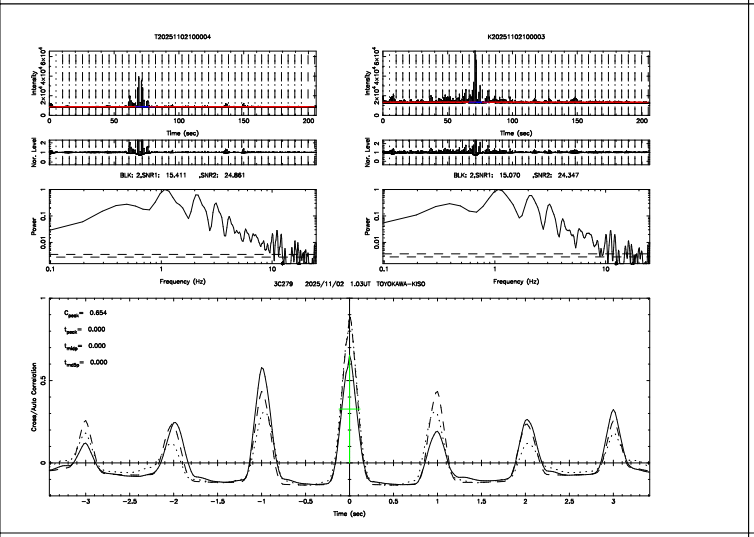
T20251102100004
K20251102100003
BLK: 2,SNR1: 15.411 ,SNR2: 24.861
BLK: 2,SNR1: 15.070 ,SNR2: 24.347
3C279 2025/11/02 1.03UT TOYOKAWA-KISO
Cross/Auto Correlation
Time (sec)
Frequency (Hz)

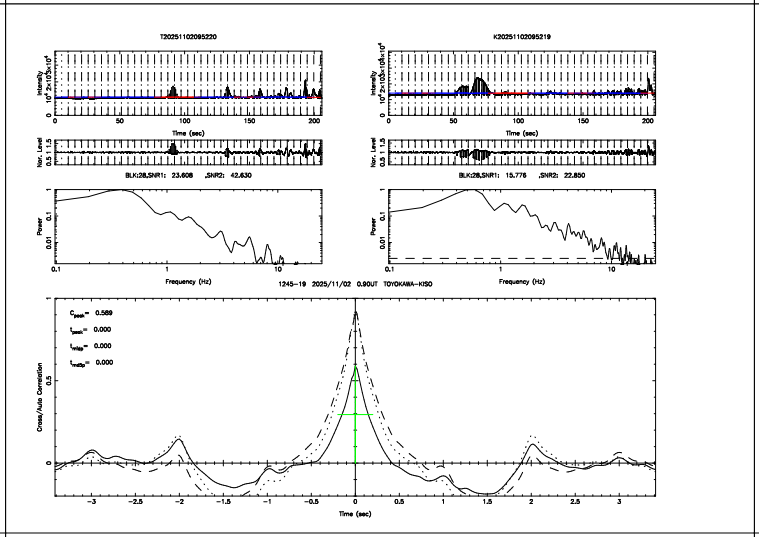
T20251102095220
K20251102095219
BLK:28,SNR1: 23.608 ,SNR2: 42.630
BLK:28,SNR1: 15.776 ,SNR2: 22.850
1245-19 2025/11/02 0.90UT TOYOKAWA-KISO
Cross/Auto Correlation
Time (sec)
Frequency (Hz)

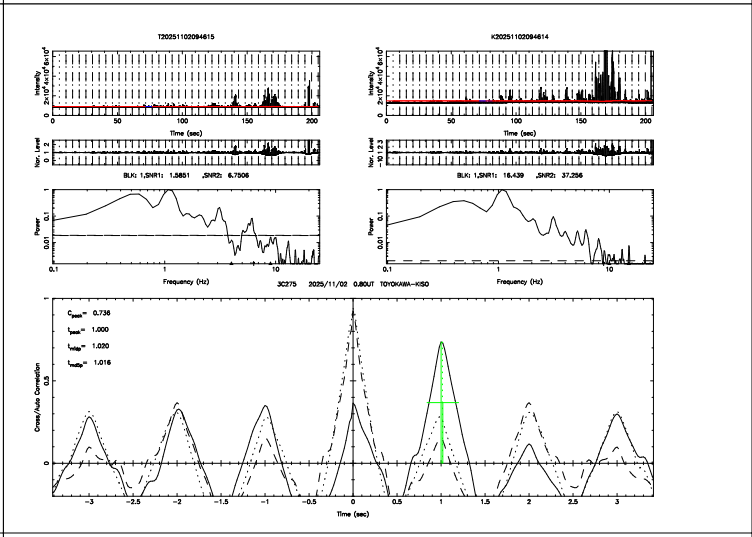
T20251102094615
K20251102094614
BLK: 1,SNR1: 1.5851 ,SNR2: 6.7506
BLK: 1,SNR1: 16.439 ,SNR2: 37.256
3C275 2025/11/02 0.80UT TOYOKAWA-KISO
Cross/Auto Correlation
Time (sec)
Frequency (Hz)

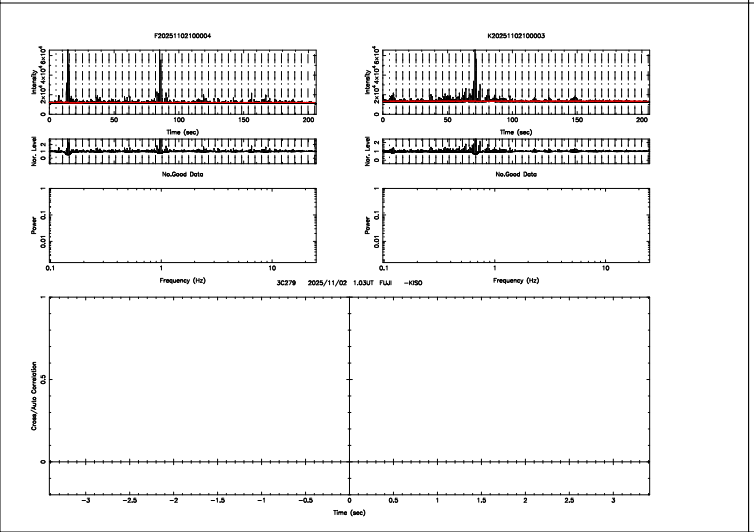
F20251102100004
K20251102100003
No.Good Data
No.Good Data
3C279 2025/11/02 1.03UT FUJI -KISO
Cross/Auto Correlation
Time (sec)
Frequency (Hz)

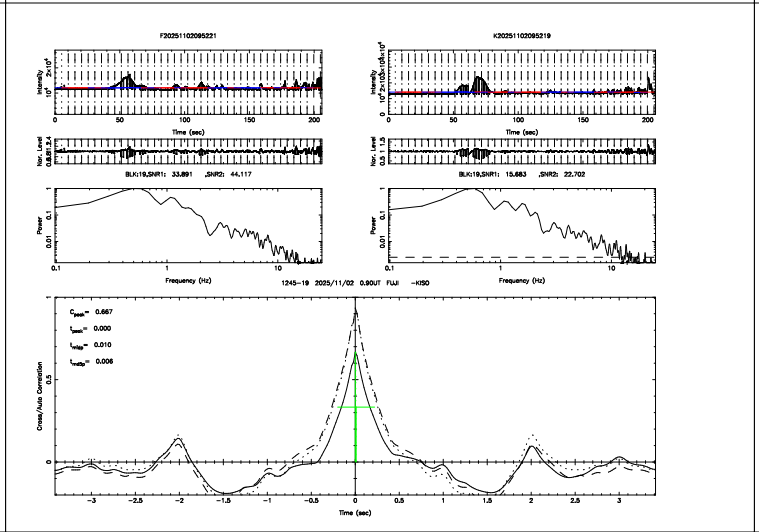
F20251102095221
K20251102095219
BLK:19,SNR1: 33.891 ,SNR2: 44.117
BLK:19,SNR1: 15.683 ,SNR2: 22.702
1245-19 2025/11/02 0.90UT FUJI -KISO
Cross/Auto Correlation
Time (sec)
Frequency (Hz)

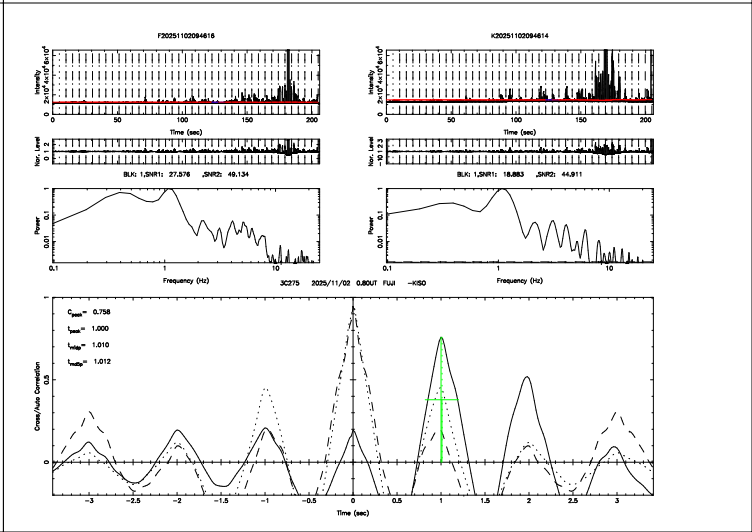
F20251102094616
K20251102094614
BLK: 1,SNR1: 27.576 ,SNR2: 49.134
BLK: 1,SNR1: 16.883 ,SNR2: 44.911
3C275 2025/11/02 0.80UT FUJI -KISO
Cross/Auto Correlation
Time (sec)
Frequency (Hz)

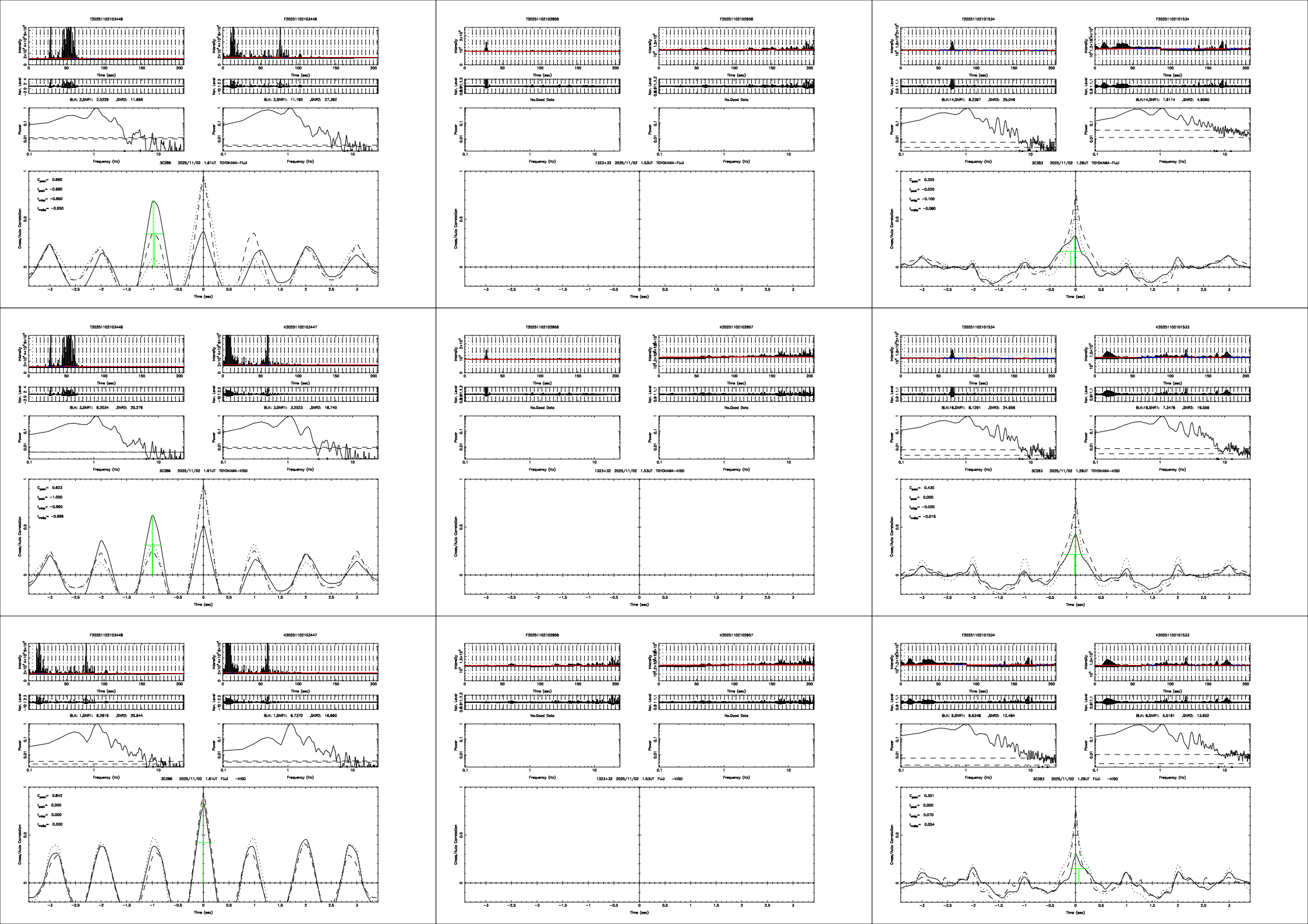
T20251102103448
F20251102103448
BLK: 2,SNR1: 2.5229 ,SNR2: 11.666
BLK: 2,SNR1: 11.192 ,SNR2: 27.392
3C286 2025/11/02 1.61UT TOYOKAWA-FUJI
T20251102102958
F20251102102958
No.Good Data
1323+32 2025/11/02 1.53UT TOYOKAWA-FUJI
T20251102101534
F20251102101534
BLK:14,SNR1: 8.2397 ,SNR2: 25.046
BLK:14,SNR1: 1.6114 ,SNR2: 4.9060
3C283 2025/11/02 1.29UT TOYOKAWA-FUJI
T20251102103448
K20251102103447
BLK: 3,SNR1: 8.2034 ,SNR2: 20.276
BLK: 3,SNR1: 3.2523 ,SNR2: 18.740
3C286 2025/11/02 1.61UT TOYOKAWA-KISO
T20251102102958
K20251102102957
No.Good Data
1323+32 2025/11/02 1.53UT TOYOKAWA-KISO
T20251102101534
K20251102101533
BLK:16,SNR1: 8.1291 ,SNR2: 24.656
BLK:16,SNR1: 7.3476 ,SNR2: 19.559
3C283 2025/11/02 1.29UT TOYOKAWA-KISO
F20251102103448
K20251102103447
BLK: 1,SNR1: 8.2619 ,SNR2: 20.644
BLK: 1,SNR1: 6.7370 ,SNR2: 16.990
3C286 2025/11/02 1.61UT FUJI -KISO
F20251102102958
K20251102102957
No.Good Data
1323+32 2025/11/02 1.53UT FUJI -KISO
F20251102101534
K20251102101533
BLK: 6,SNR1: 9.6348 ,SNR2: 12.484
BLK: 6,SNR1: 5.5161 ,SNR2: 13.652
3C283 2025/11/02 1.29UT FUJI -KISO
Intensity
Time (sec)
Nor. Level
Power
Frequency (Hz)
Cross/Auto Correlation

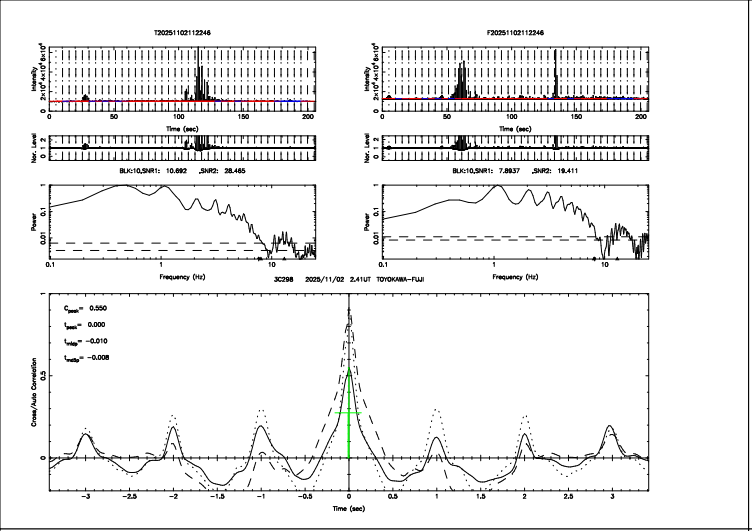
T20251102112246
F20251102112246
BLK:10,SNR1: 10.692 ,SNR2: 28.465
BLK:10,SNR1: 7.8837 ,SNR2: 19.411
3C298 2025/11/02 2.41UT TOYOKAWA-FUJI
$C_{max}$= 0.550
$t_{peak}$= 0.000
$t_{ridge}$= −0.010
$t_{width}$= −0.008

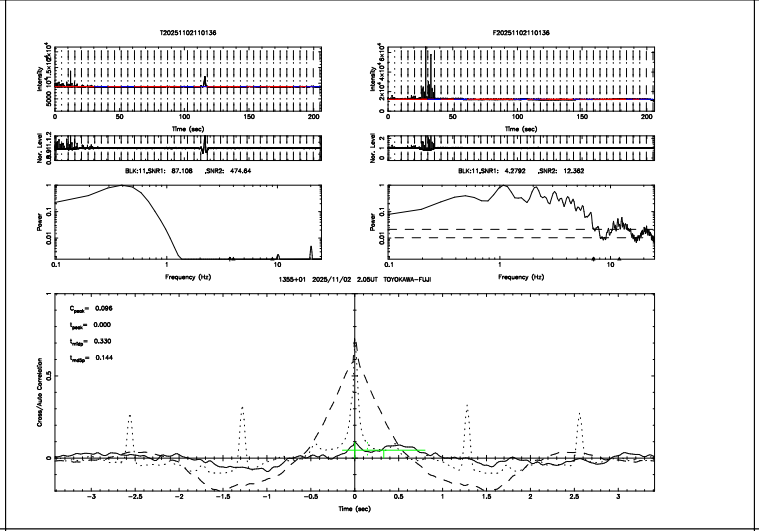
T20251102110136
F20251102110136
BLK:11,SNR1: 87.108 ,SNR2: 474.64
BLK:11,SNR1: 4.3792 ,SNR2: 12.362
1355+01 2025/11/02 2.05UT TOYOKAWA-FUJI
$C_{max}$= 0.096
$t_{peak}$= 0.000
$t_{ridge}$= 0.330
$t_{width}$= 0.144

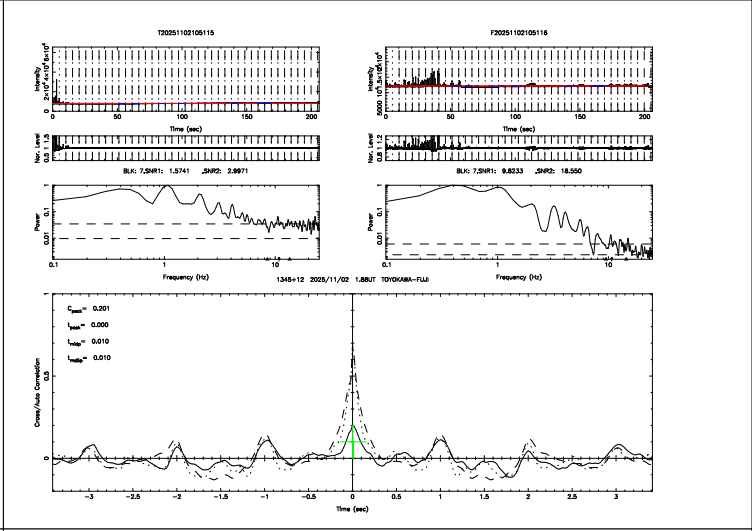
T20251102105115
F20251102105116
BLK: 7,SNR1: 1.5741 ,SNR2: 2.9971
BLK: 7,SNR1: 9.8233 ,SNR2: 18.550
1345+12 2025/11/02 1.88UT TOYOKAWA-FUJI
$C_{max}$= 0.201
$t_{peak}$= 0.000
$t_{ridge}$= 0.010
$t_{width}$= 0.010

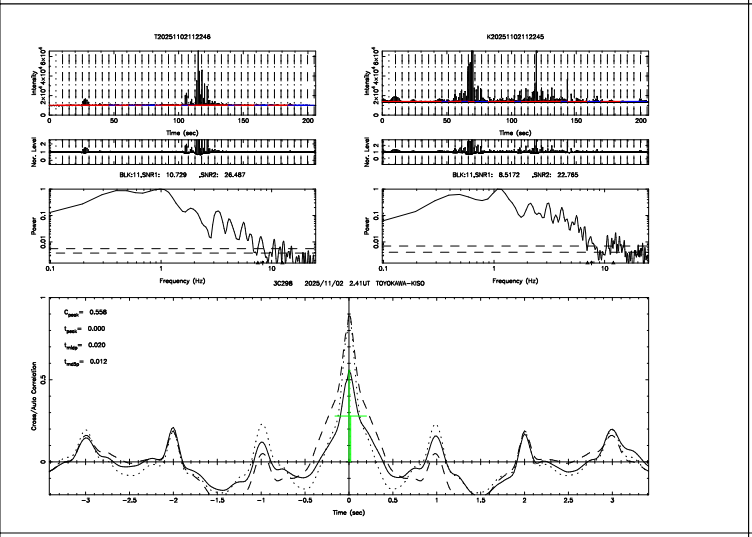
T20251102112246
K20251102112245
BLK:11,SNR1: 10.739 ,SNR2: 26.467
BLK:11,SNR1: 8.5172 ,SNR2: 22.765
3C298 2025/11/02 2.41UT TOYOKAWA-KISO
$C_{max}$= 0.556
$t_{peak}$= 0.000
$t_{ridge}$= 0.020
$t_{width}$= 0.012

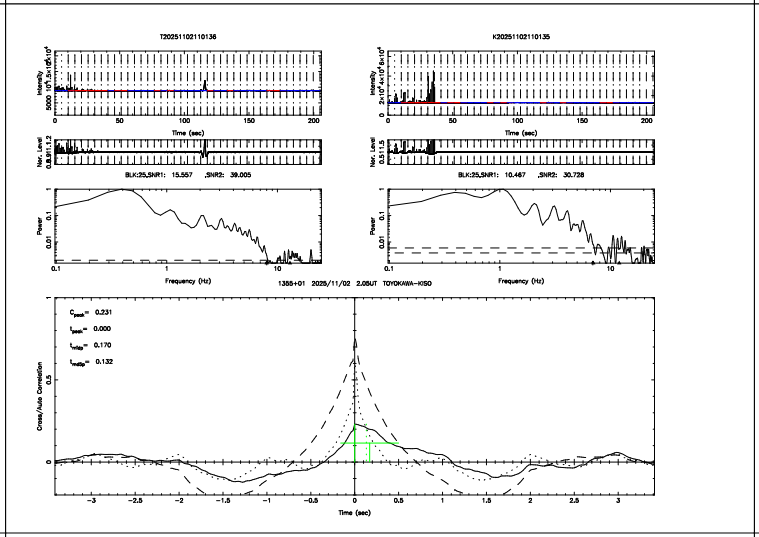
T20251102110136
K20251102110135
BLK:35,SNR1: 15.557 ,SNR2: 39.005
BLK:35,SNR1: 10.467 ,SNR2: 30.738
1355+01 2025/11/02 2.05UT TOYOKAWA-KISO
$C_{max}$= 0.231
$t_{peak}$= 0.000
$t_{ridge}$= 0.170
$t_{width}$= 0.132

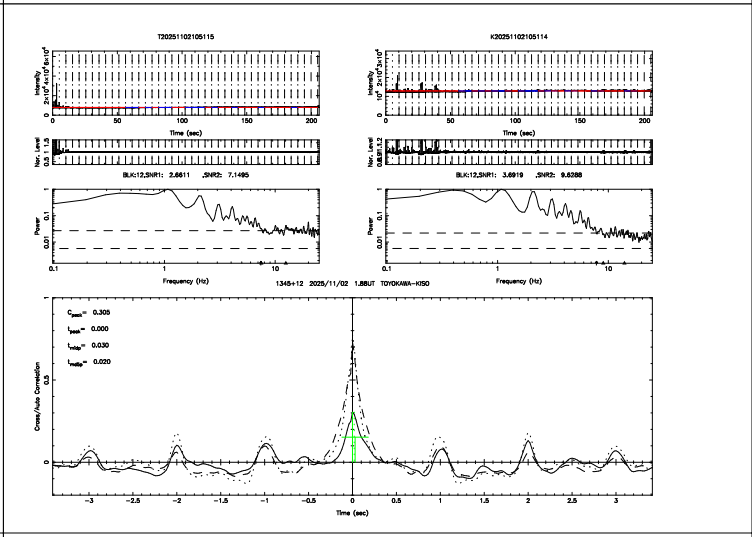
T20251102105115
K20251102105114
BLK:12,SNR1: 2.6611 ,SNR2: 7.1495
BLK:12,SNR1: 3.6919 ,SNR2: 9.6288
1345+12 2025/11/02 1.88UT TOYOKAWA-KISO
$C_{max}$= 0.305
$t_{peak}$= 0.000
$t_{ridge}$= 0.030
$t_{width}$= 0.020

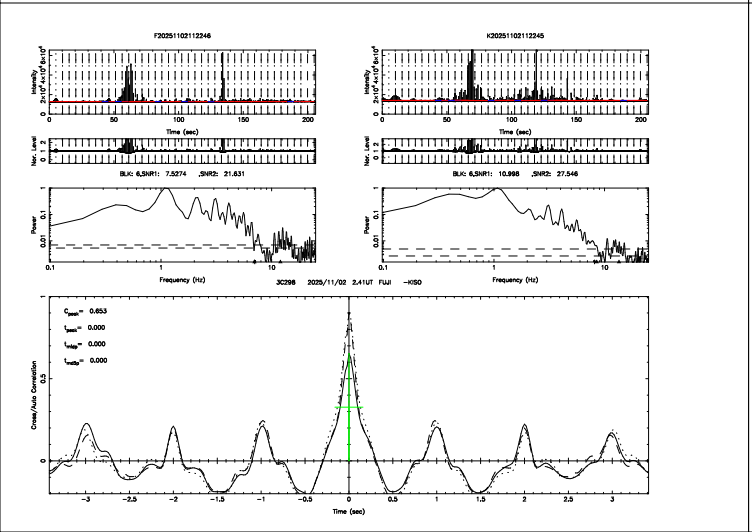
F20251102112246
K20251102112245
BLK: 6,SNR1: 7.5274 ,SNR2: 21.631
BLK: 6,SNR1: 10.998 ,SNR2: 27.546
3C298 2025/11/02 2.41UT FUJI -KISO
$C_{max}$= 0.653
$t_{peak}$= 0.000
$t_{ridge}$= 0.000
$t_{width}$= 0.000

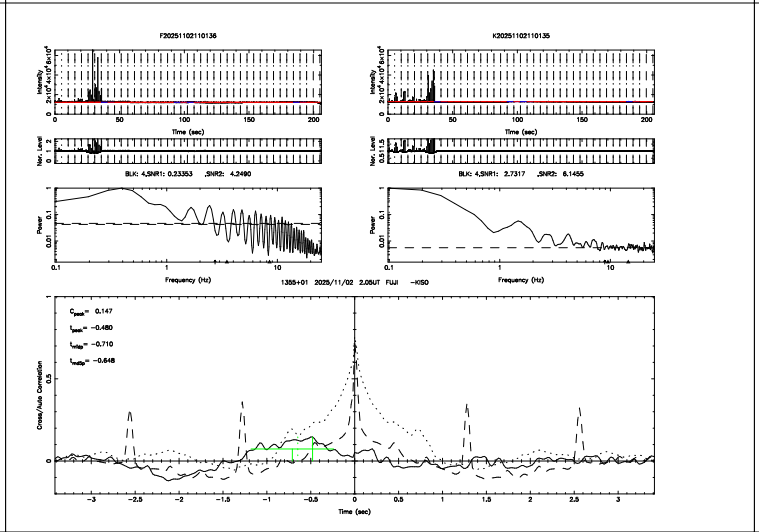
F20251102110136
K20251102110135
BLK: 4,SNR1: 0.23353 ,SNR2: 4.2490
BLK: 4,SNR1: 2.7317 ,SNR2: 6.1455
1355+01 2025/11/02 2.05UT FUJI -KISO
$C_{max}$= 0.147
$t_{peak}$= −0.480
$t_{ridge}$= −0.710
$t_{width}$= −0.648

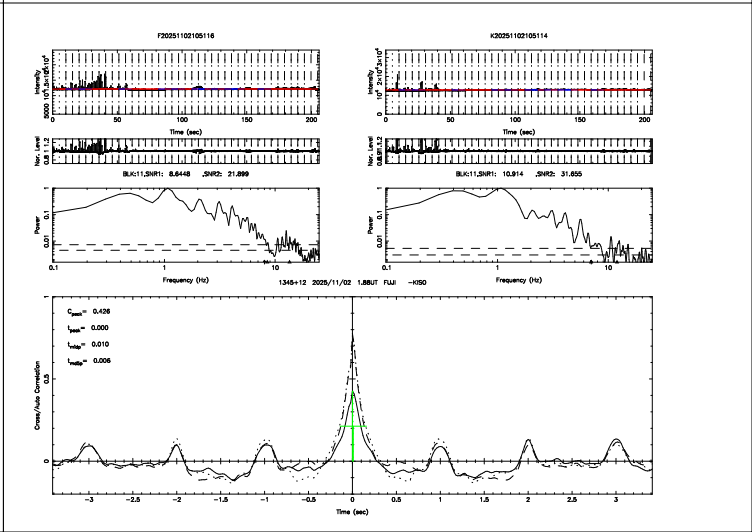
F20251102105116
K20251102105114
BLK:11,SNR1: 8.6448 ,SNR2: 21.899
BLK:11,SNR1: 10.914 ,SNR2: 31.655
1345+12 2025/11/02 1.88UT FUJI -KISO
$C_{max}$= 0.426
$t_{peak}$= 0.000
$t_{ridge}$= 0.010
$t_{width}$= 0.006

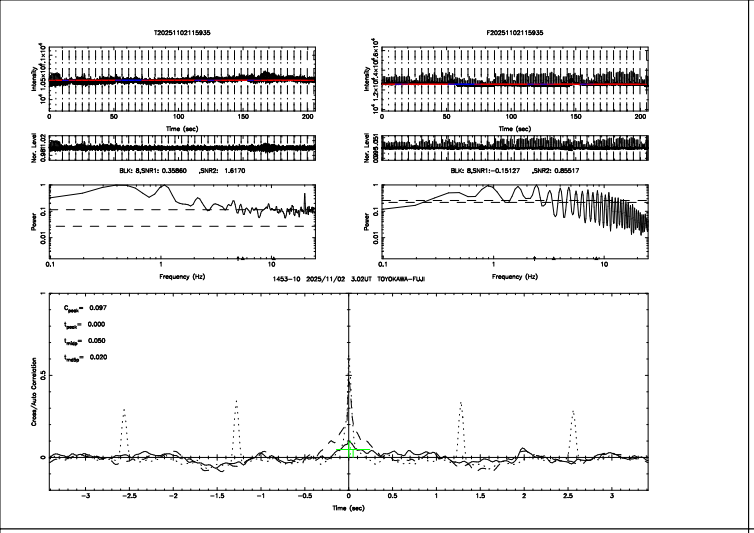
T20251102115935
F20251102115935
BLK: 8,SNR1: 0.35860 ,SNR2: 1.6170
BLK: 8,SNR1: -0.15127 ,SNR2: 0.85517
1453-10 2025/11/02 3.02UT TOYOKAWA-FUJI
C_peak= 0.097
t_peak= 0.000
t_edge= 0.050
t_edge= 0.020

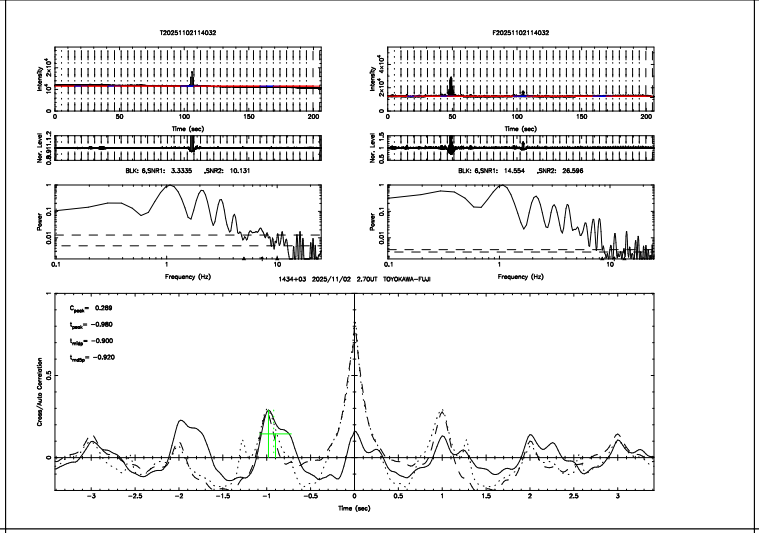
T20251102114032
F20251102114032
BLK: 6,SNR1: 3.3335 ,SNR2: 10.131
BLK: 6,SNR1: 14.554 ,SNR2: 26.596
1434+03 2025/11/02 2.70UT TOYOKAWA-FUJI
C_peak= 0.288
t_peak= -0.980
t_edge= -0.900
t_edge= -0.920

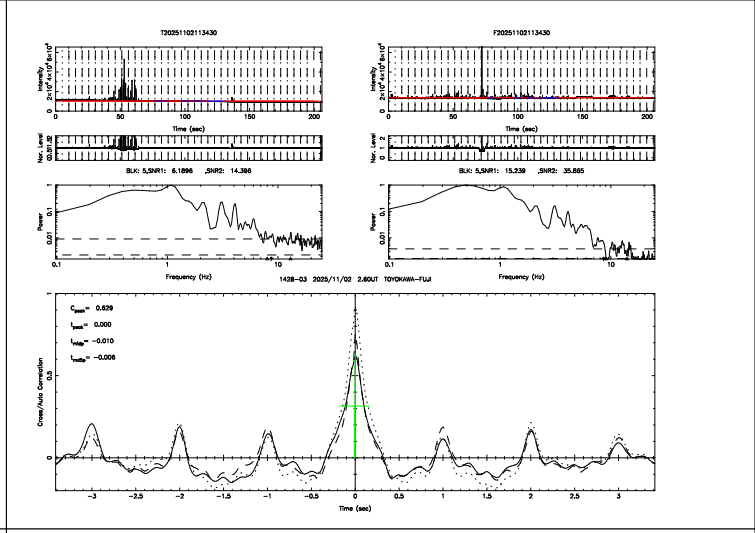
T20251102113430
F20251102113430
BLK: 5,SNR1: 6.1896 ,SNR2: 14.396
BLK: 5,SNR1: 15.239 ,SNR2: 35.865
1428-03 2025/11/02 2.60UT TOYOKAWA-FUJI
C_peak= 0.629
t_peak= 0.000
t_edge= -0.010
t_edge= -0.006

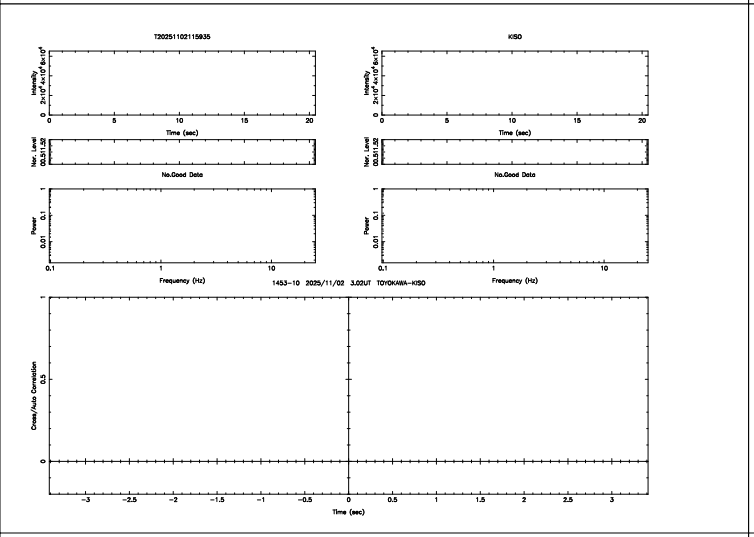
T20251102115935
KISO
No.Good Data
No.Good Data
1453-10 2025/11/02 3.02UT TOYOKAWA-KISO

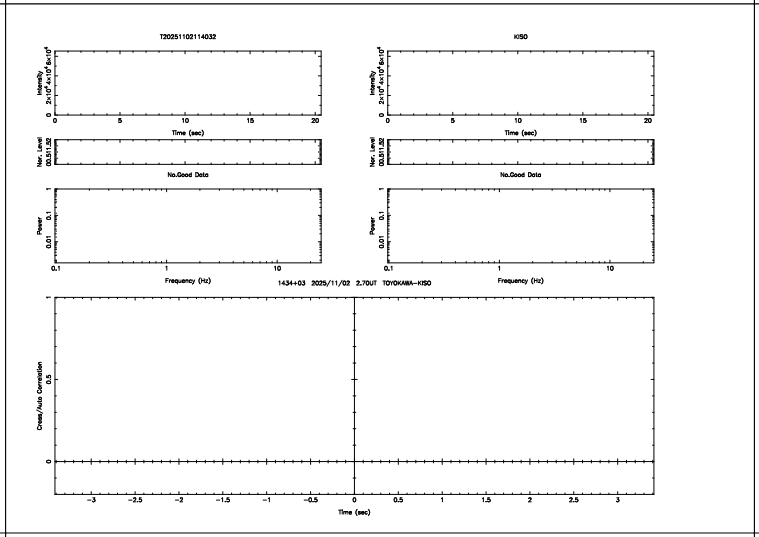
T20251102114032
KISO
No.Good Data
No.Good Data
1434+03 2025/11/02 2.70UT TOYOKAWA-KISO

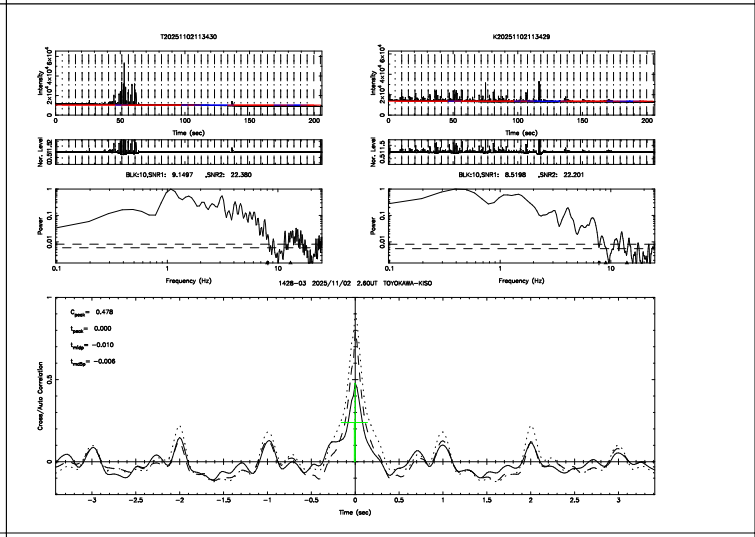
T20251102113430
K20251102113429
BLK:10,SNR1: 9.1497 ,SNR2: 22.380
BLK:10,SNR1: 8.5198 ,SNR2: 22.201
1428-03 2025/11/02 2.60UT TOYOKAWA-KISO
C_peak= 0.478
t_peak= 0.000
t_edge= -0.010
t_edge= -0.006

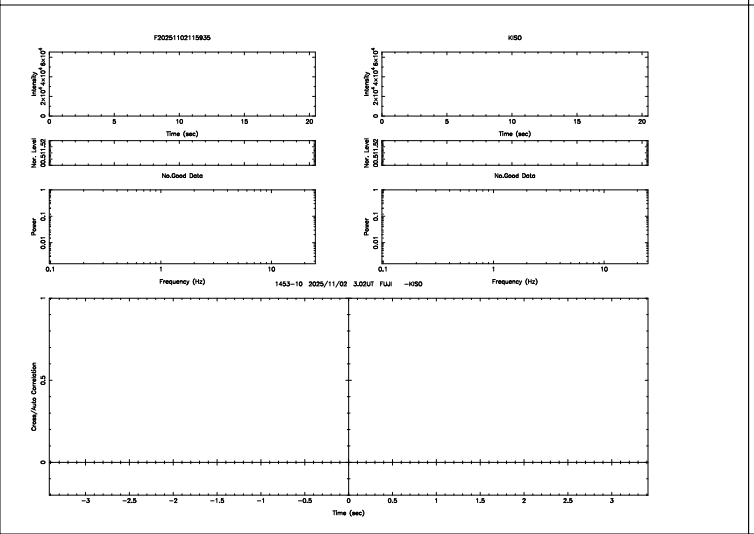
F20251102115935
KISO
No.Good Data
No.Good Data
1453-10 2025/11/02 3.02UT FUJI -KISO

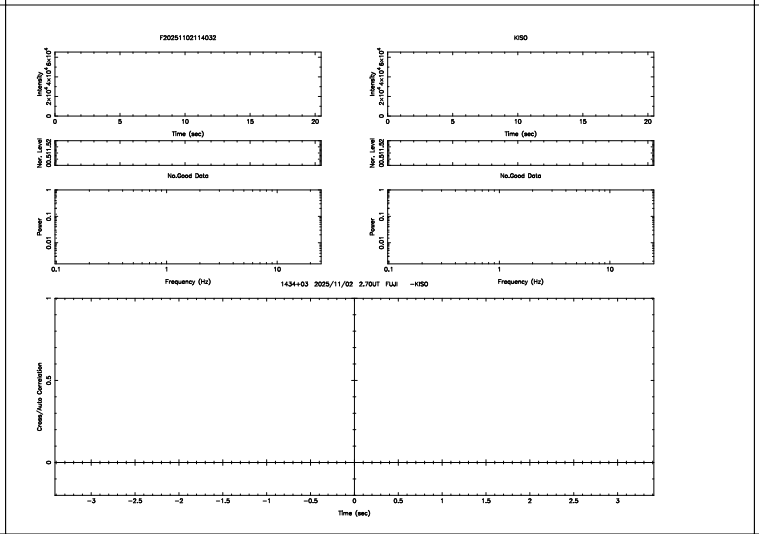
F20251102114032
KISO
No.Good Data
No.Good Data
1434+03 2025/11/02 2.70UT FUJI -KISO

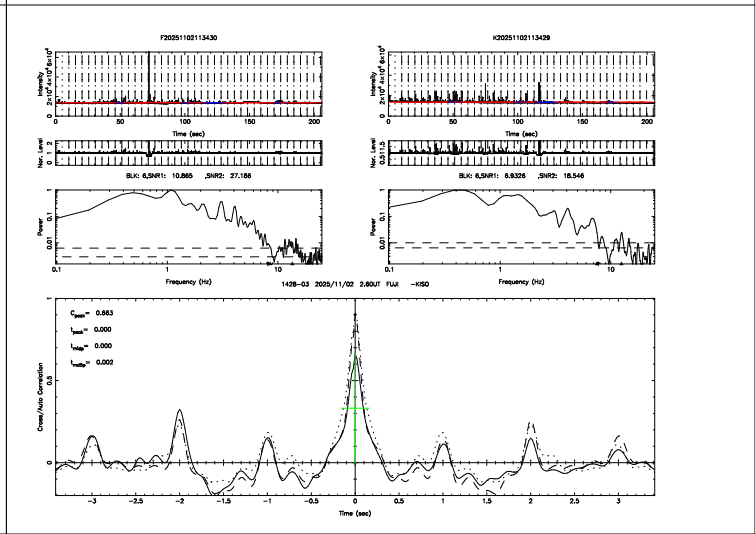
F20251102113430
K20251102113429
BLK: 6,SNR1: 10.865 ,SNR2: 27.186
BLK: 6,SNR1: 6.9326 ,SNR2: 18.546
1428-03 2025/11/02 2.60UT FUJI -KISO
C_peak= 0.663
t_peak= 0.000
t_edge= 0.000
t_edge= 0.002

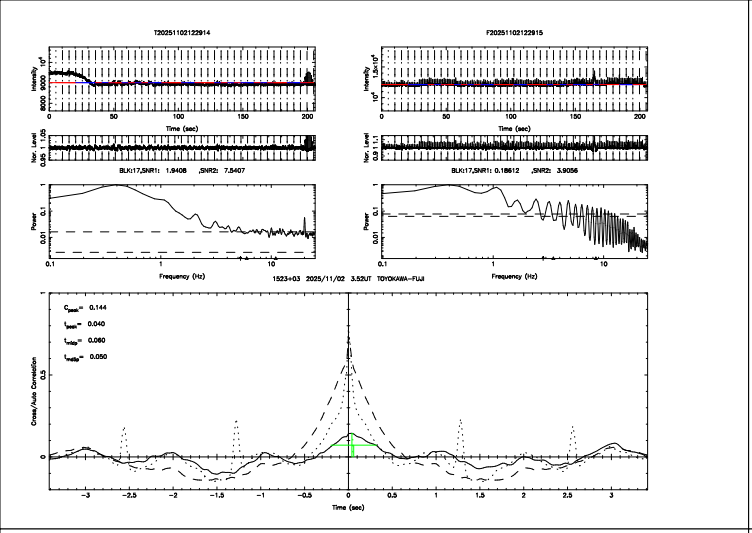
T20251102122914
F20251102122915
BLK17,SNR1: 1.9408 ,SNR2: 7.5407
BLK17,SNR1: 0.18612 ,SNR2: 3.9056
1523+03 2025/11/02 3.52UT TOYOKAWA-FUJI
Cross/Auto Correlation
Time (sec)
Frequency (Hz)
Power

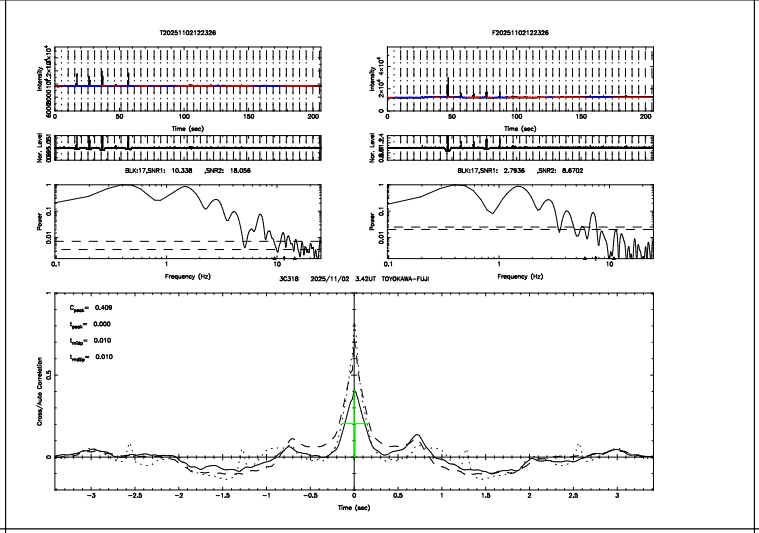
T20251102122326
F20251102122326
BLK17,SNR1: 10.338 ,SNR2: 18.056
BLK17,SNR1: 2.7936 ,SNR2: 8.6702
3C318 2025/11/02 3.42UT TOYOKAWA-FUJI
Cross/Auto Correlation
Time (sec)
Frequency (Hz)
Power

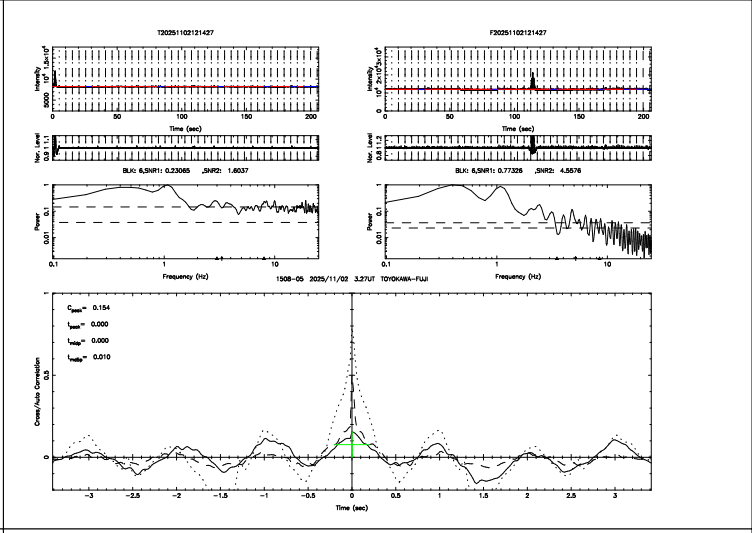
T20251102121427
F20251102121427
BLK: 6,SNR1: 0.23065 ,SNR2: 1.6037
BLK: 6,SNR1: 0.77326 ,SNR2: 4.5576
1508-05 2025/11/02 3.27UT TOYOKAWA-FUJI
Cross/Auto Correlation
Time (sec)
Frequency (Hz)
Power

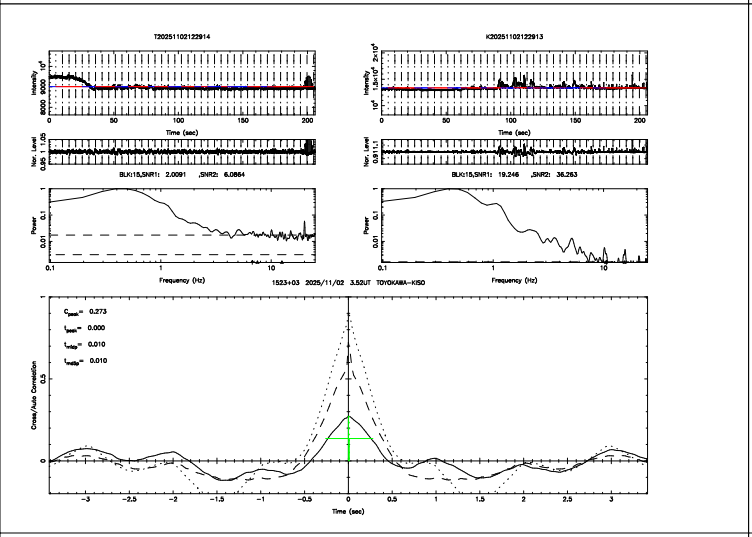
T20251102122914
K20251102122913
BLK15,SNR1: 2.0091 ,SNR2: 6.0864
BLK15,SNR1: 19.246 ,SNR2: 36.263
1523+03 2025/11/02 3.52UT TOYOKAWA-KISO
Cross/Auto Correlation
Time (sec)
Frequency (Hz)
Power

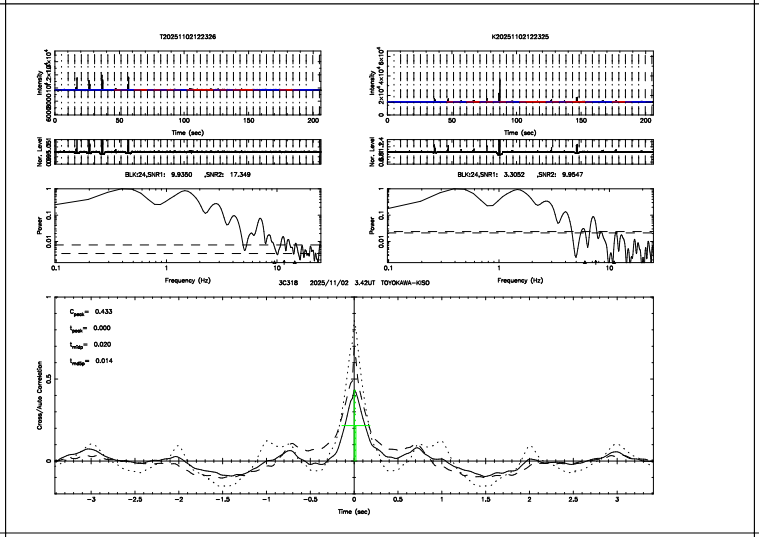
T20251102122326
K20251102122325
BLK24,SNR1: 9.9350 ,SNR2: 17.349
BLK24,SNR1: 3.3052 ,SNR2: 9.9547
3C318 2025/11/02 3.42UT TOYOKAWA-KISO
Cross/Auto Correlation
Time (sec)
Frequency (Hz)
Power

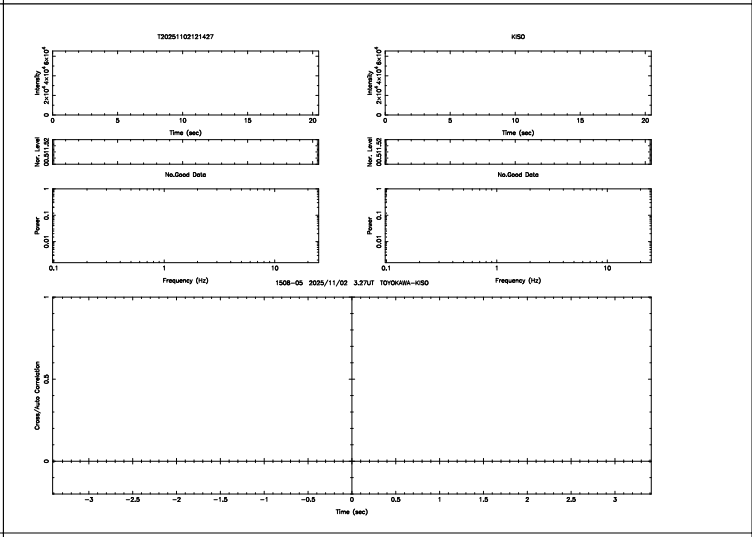
T20251102121427
KISO
No.Good Data
No.Good Data
1508-05 2025/11/02 3.27UT TOYOKAWA-KISO
Cross/Auto Correlation
Time (sec)
Frequency (Hz)
Power

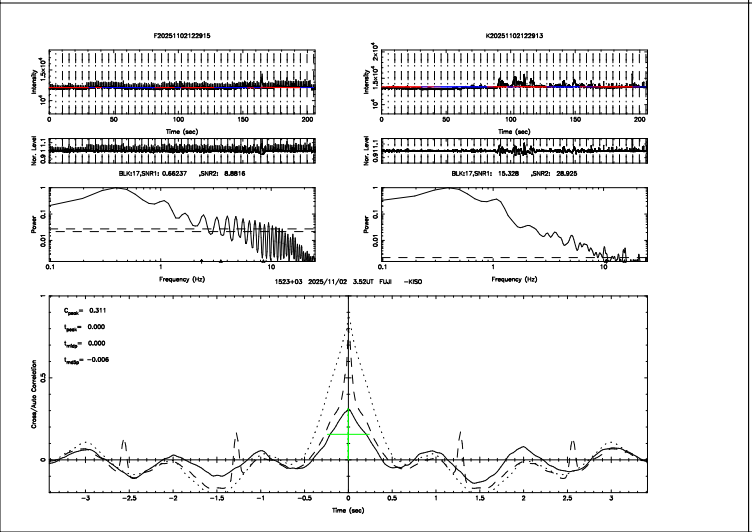
F20251102122915
K20251102122913
BLK17,SNR1: 0.66237 ,SNR2: 8.8816
BLK17,SNR1: 15.328 ,SNR2: 28.925
1523+03 2025/11/02 3.52UT FUJI -KISO
Cross/Auto Correlation
Time (sec)
Frequency (Hz)
Power

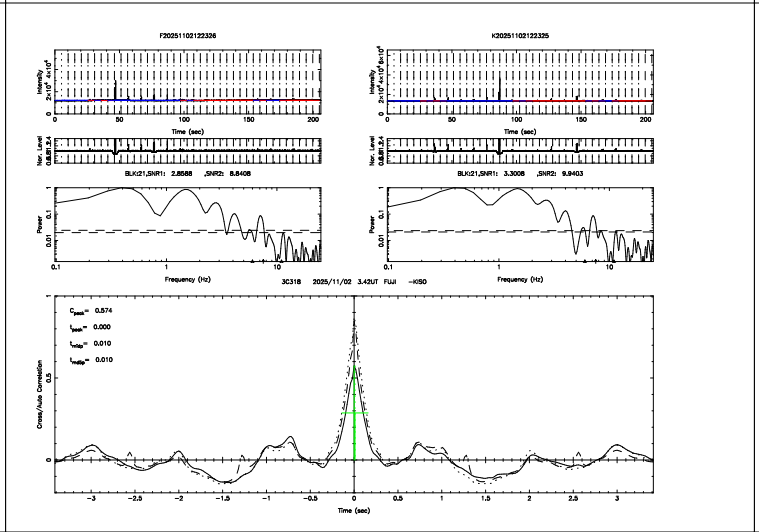
F20251102122326
K20251102122325
BLK21,SNR1: 2.8588 ,SNR2: 8.6408
BLK21,SNR1: 3.3008 ,SNR2: 9.9403
3C318 2025/11/02 3.42UT FUJI -KISO
Cross/Auto Correlation
Time (sec)
Frequency (Hz)
Power

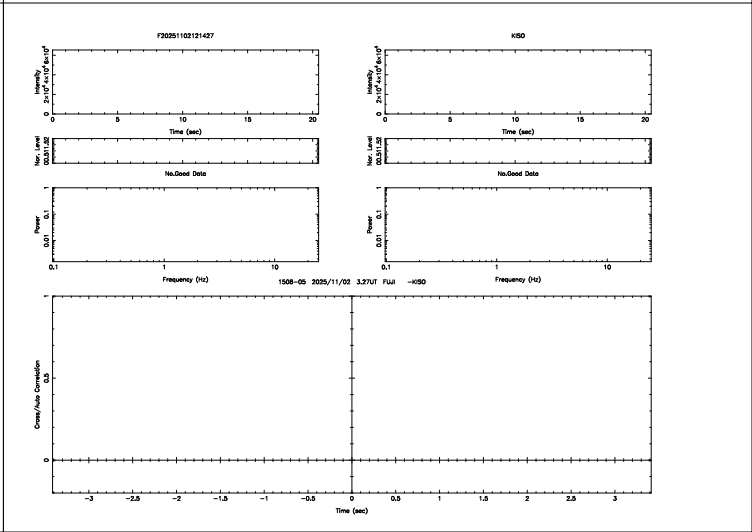
F20251102121427
KISO
No.Good Data
No.Good Data
1508-05 2025/11/02 3.27UT FUJI -KISO
Cross/Auto Correlation
Time (sec)
Frequency (Hz)
Power

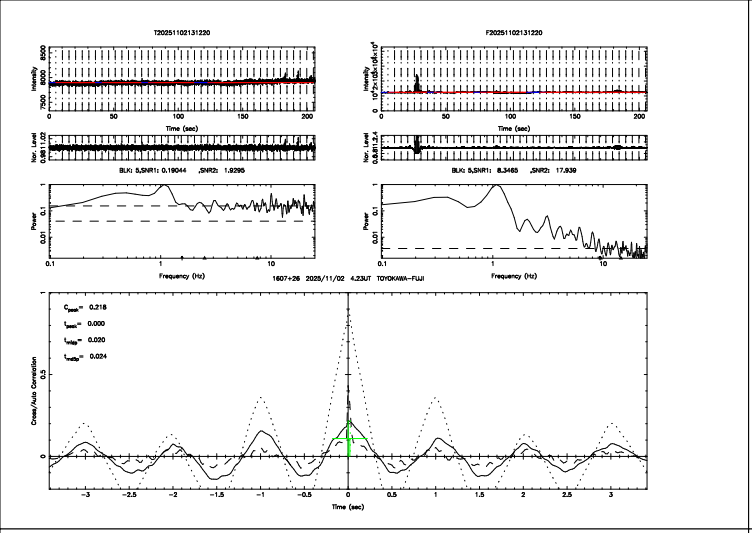
T20251102131230
F20251102131220
BLK: 5,SNR1: 0.19044 ,SNR2: 1.8295
BLK: 5,SNR1: 8.3465 ,SNR2: 17.939
1607+26 2025/11/02 4.23UT TOYOKAWA-FUJI
C_peak= 0.218
t_peak= 0.000
t_edge= 0.020
t_notby= 0.024
Time (sec)
Frequency (Hz)
Cross/Auto Correlation

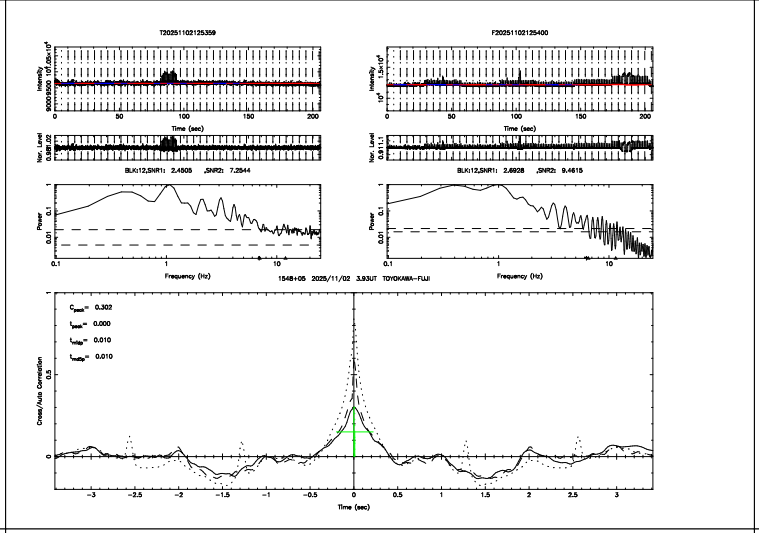
T20251102125359
F20251102125400
BLK12,SNR1: 2.4505 ,SNR2: 7.2544
BLK12,SNR1: 2.6928 ,SNR2: 9.4615
1548+05 2025/11/02 3.93UT TOYOKAWA-FUJI
C_peak= 0.302
t_peak= 0.000
t_edge= 0.010
t_notby= 0.010
Time (sec)
Frequency (Hz)
Cross/Auto Correlation

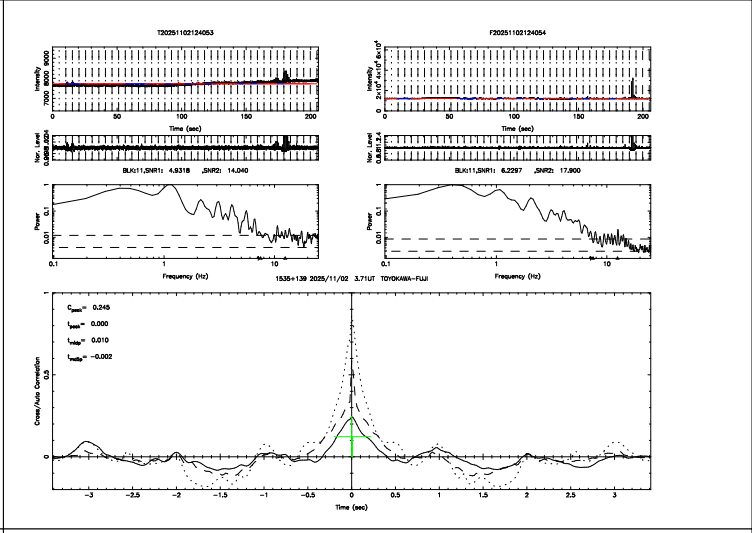
T20251102124053
F20251102124054
BLK11,SNR1: 4.9318 ,SNR2: 14.040
BLK11,SNR1: 6.2297 ,SNR2: 17.900
1535+139 2025/11/02 3.71UT TOYOKAWA-FUJI
C_peak= 0.245
t_peak= 0.000
t_edge= 0.010
t_notby= -0.002
Time (sec)
Frequency (Hz)
Cross/Auto Correlation

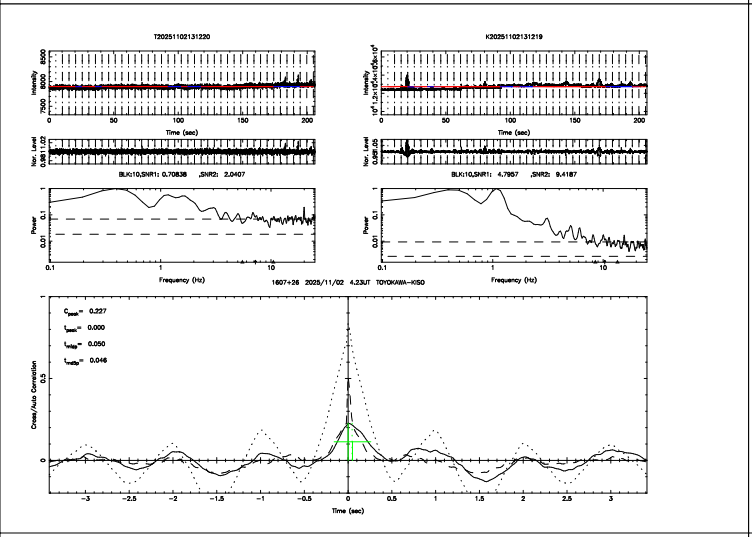
T20251102131230
K20251102131219
BLK10,SNR1: 0.70838 ,SNR2: 2.0407
BLK10,SNR1: 4.7957 ,SNR2: 9.4187
1607+26 2025/11/02 4.23UT TOYOKAWA-KISO
C_peak= 0.227
t_peak= 0.000
t_edge= 0.050
t_notby= 0.046
Time (sec)
Frequency (Hz)
Cross/Auto Correlation

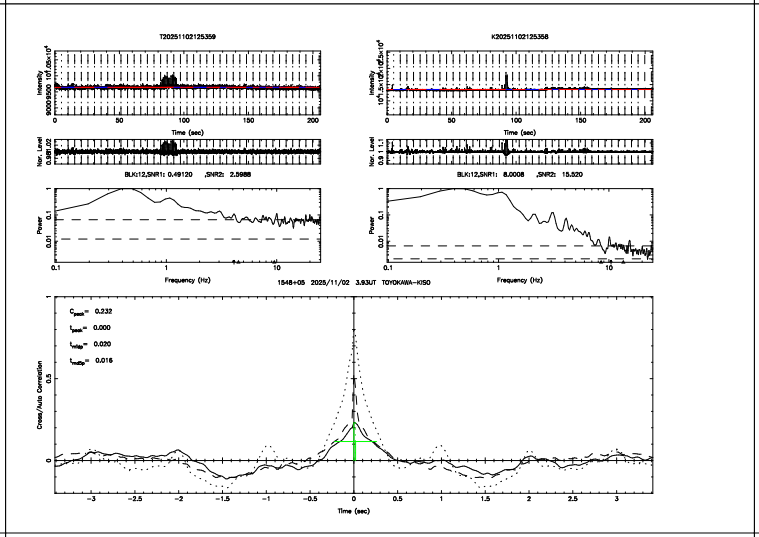
T20251102125359
K20251102125356
BLK12,SNR1: 0.49120 ,SNR2: 2.5988
BLK12,SNR1: 8.0008 ,SNR2: 15.520
1548+05 2025/11/02 3.93UT TOYOKAWA-KISO
C_peak= 0.232
t_peak= 0.000
t_edge= 0.020
t_notby= 0.016
Time (sec)
Frequency (Hz)
Cross/Auto Correlation

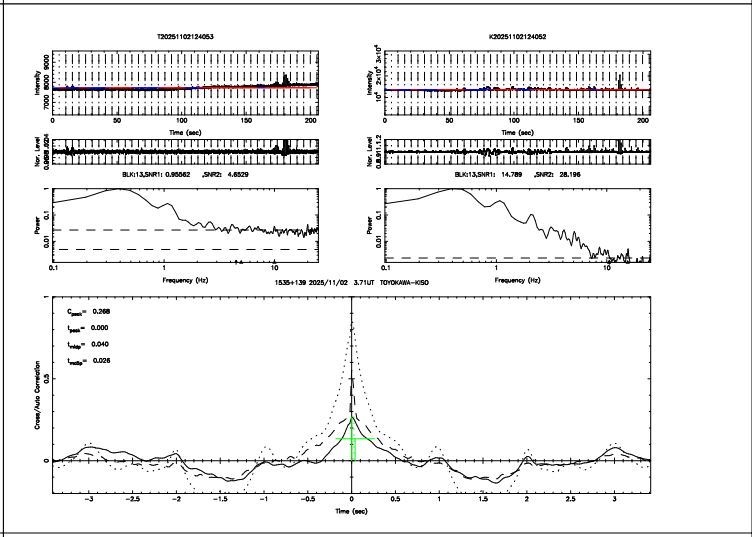
T20251102124053
K20251102124052
BLK13,SNR1: 0.95562 ,SNR2: 4.6529
BLK13,SNR1: 14.789 ,SNR2: 28.196
1535+139 2025/11/02 3.71UT TOYOKAWA-KISO
C_peak= 0.268
t_peak= 0.000
t_edge= 0.040
t_notby= 0.026
Time (sec)
Frequency (Hz)
Cross/Auto Correlation

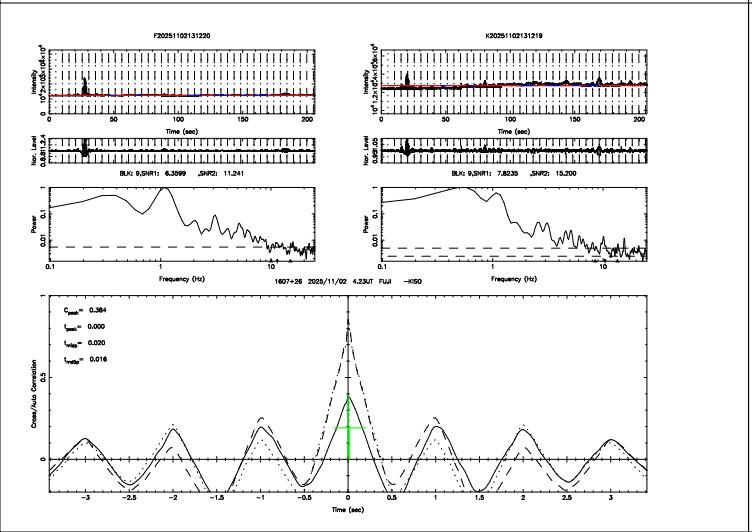
F20251102131230
K20251102131219
BLK: 9,SNR1: 6.3099 ,SNR2: 11.241
BLK: 9,SNR1: 7.8235 ,SNR2: 15.200
1607+26 2025/11/02 4.23UT FUJI -KISO
C_peak= 0.384
t_peak= 0.000
t_edge= 0.020
t_notby= 0.016
Time (sec)
Frequency (Hz)
Cross/Auto Correlation

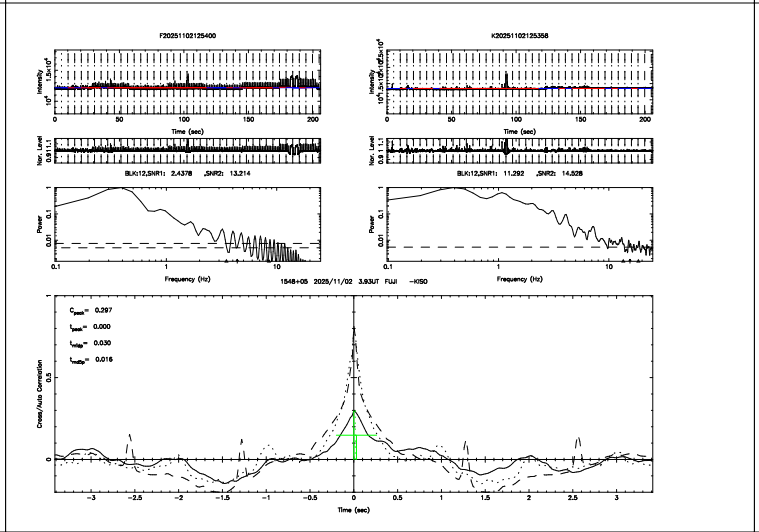
F20251102125400
K20251102125356
BLK12,SNR1: 2.4378 ,SNR2: 13.214
BLK12,SNR1: 11.292 ,SNR2: 14.528
1548+05 2025/11/02 3.93UT FUJI -KISO
C_peak= 0.297
t_peak= 0.000
t_edge= 0.030
t_notby= 0.016
Time (sec)
Frequency (Hz)
Cross/Auto Correlation

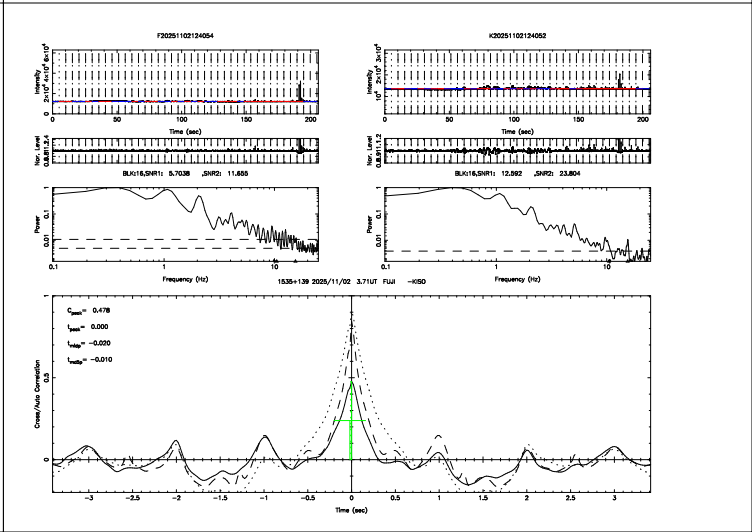
F20251102124054
K20251102124052
BLK16,SNR1: 5.7038 ,SNR2: 11.855
BLK16,SNR1: 12.592 ,SNR2: 23.804
1535+139 2025/11/02 3.71UT FUJI -KISO
C_peak= 0.478
t_peak= 0.000
t_edge= -0.020
t_notby= -0.010
Time (sec)
Frequency (Hz)
Cross/Auto Correlation

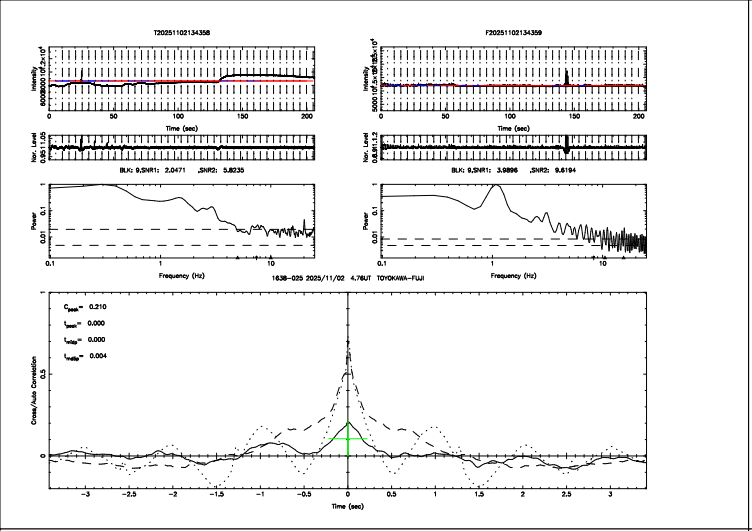
T20251102134358
F20251102134359
BLK: 9,SNR1: 2.0471 ,SNR2: 5.8235
BLK: 9,SNR1: 3.0896 ,SNR2: 9.6194
1638-025 2025/11/02 4.76UT TOYOKAWA-FUJI
$C_{peak}$= 0.210
$t_{peak}$= 0.000
$t_{ridge}$= 0.000
$t_{valley}$= 0.004
Time (sec)

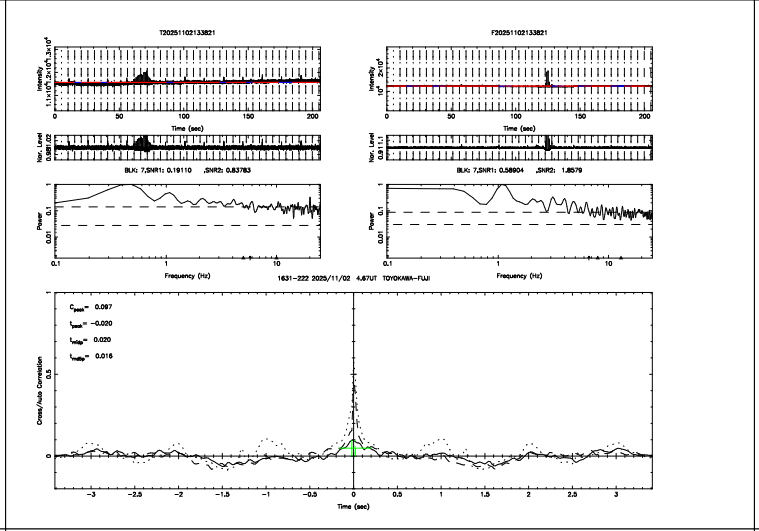
T20251102133821
F20251102133821
BLK: 7,SNR1: 0.19110 ,SNR2: 0.83783
BLK: 7,SNR1: 0.58904 ,SNR2: 1.8579
1631-222 2025/11/02 4.67UT TOYOKAWA-FUJI
$C_{peak}$= 0.097
$t_{peak}$= −0.020
$t_{ridge}$= 0.020
$t_{valley}$= 0.016
Time (sec)

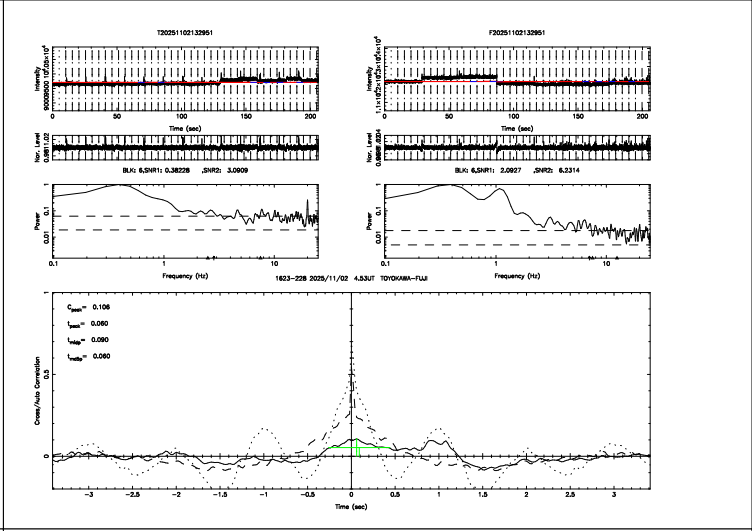
T20251102132951
F20251102132951
BLK: 5,SNR1: 0.38228 ,SNR2: 3.0909
BLK: 6,SNR1: 2.0927 ,SNR2: 8.2314
1623-228 2025/11/02 4.53UT TOYOKAWA-FUJI
$C_{peak}$= 0.106
$t_{peak}$= 0.060
$t_{ridge}$= 0.060
$t_{valley}$= 0.060
Time (sec)

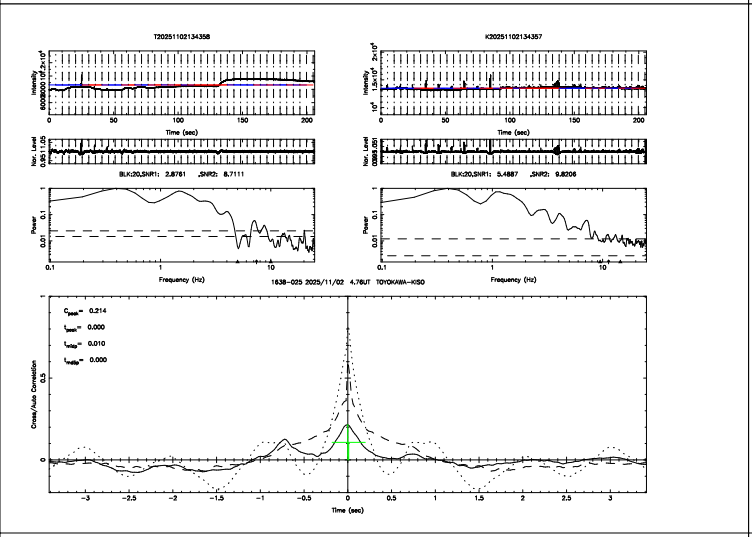
T20251102134358
K20251102134357
BLK:20,SNR1: 2.8761 ,SNR2: 8.7111
BLK:20,SNR1: 5.4887 ,SNR2: 9.8206
1638-025 2025/11/02 4.76UT TOYOKAWA-KISO
$C_{peak}$= 0.214
$t_{peak}$= 0.000
$t_{ridge}$= 0.010
$t_{valley}$= 0.000
Time (sec)

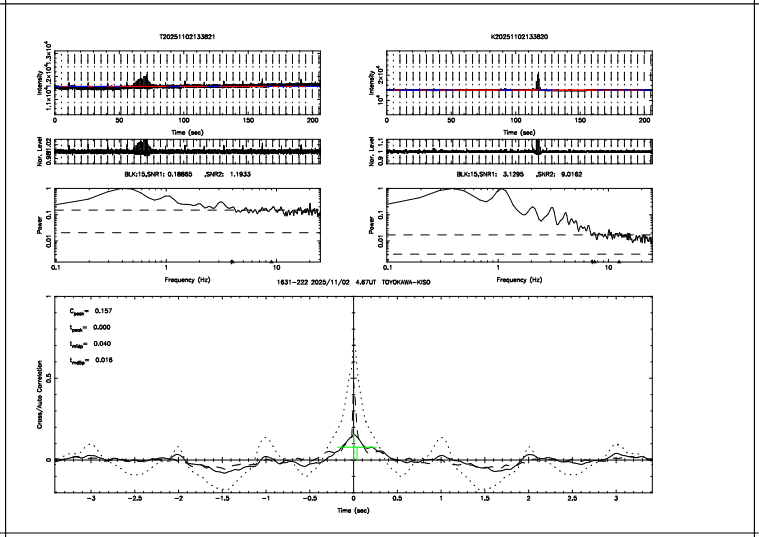
T20251102133821
K20251102133820
BLK:15,SNR1: 0.18865 ,SNR2: 1.1933
BLK:15,SNR1: 3.1295 ,SNR2: 9.0162
1631-222 2025/11/02 4.67UT TOYOKAWA-KISO
$C_{peak}$= 0.157
$t_{peak}$= 0.000
$t_{ridge}$= 0.040
$t_{valley}$= 0.016
Time (sec)

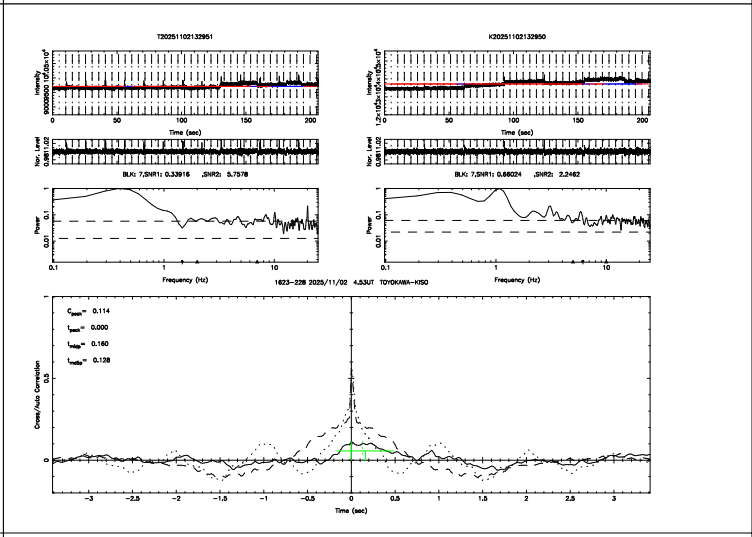
T20251102132951
K20251102132950
BLK: 7,SNR1: 0.33916 ,SNR2: 5.7578
BLK: 7,SNR1: 0.66024 ,SNR2: 2.2462
1623-228 2025/11/02 4.53UT TOYOKAWA-KISO
$C_{peak}$= 0.114
$t_{peak}$= 0.000
$t_{ridge}$= 0.160
$t_{valley}$= 0.128
Time (sec)

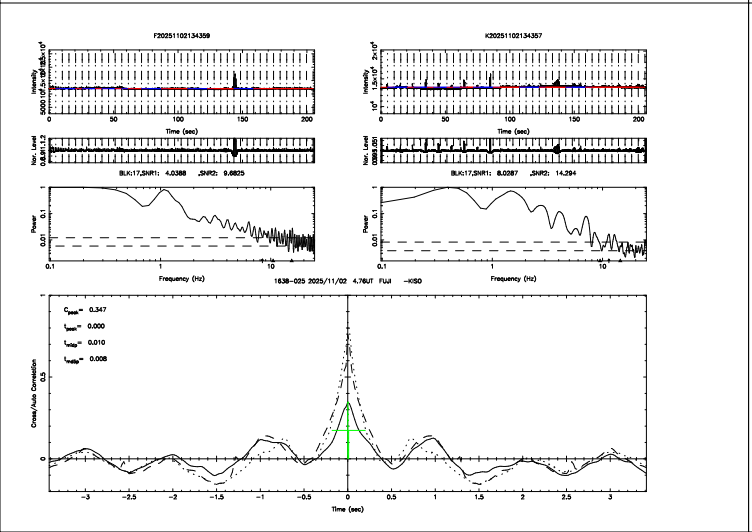
F20251102134359
K20251102134357
BLK:17,SNR1: 4.0388 ,SNR2: 9.6825
BLK:17,SNR1: 8.0287 ,SNR2: 14.294
1638-025 2025/11/02 4.76UT FUJI -KISO
$C_{peak}$= 0.347
$t_{peak}$= 0.000
$t_{ridge}$= 0.010
$t_{valley}$= 0.008
Time (sec)

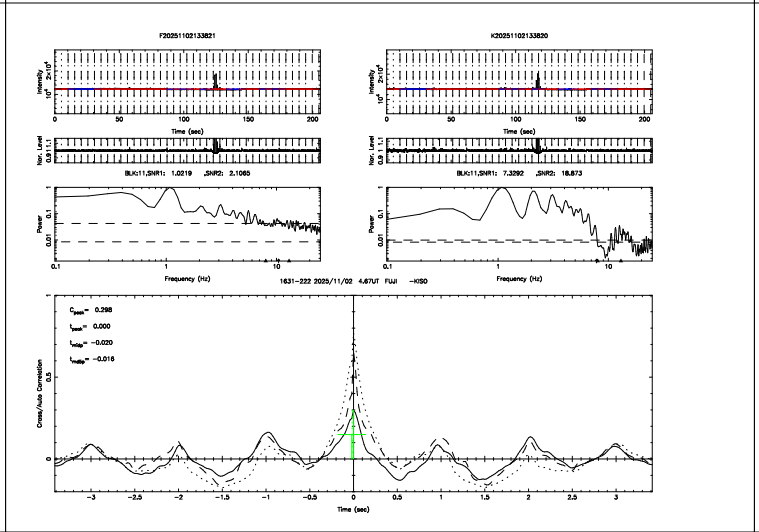
F20251102133821
K20251102133820
BLK:11,SNR1: 1.0219 ,SNR2: 2.1065
BLK:11,SNR1: 7.3292 ,SNR2: 18.873
1631-222 2025/11/02 4.67UT FUJI -KISO
$C_{peak}$= 0.298
$t_{peak}$= 0.000
$t_{ridge}$= −0.020
$t_{valley}$= −0.016
Time (sec)

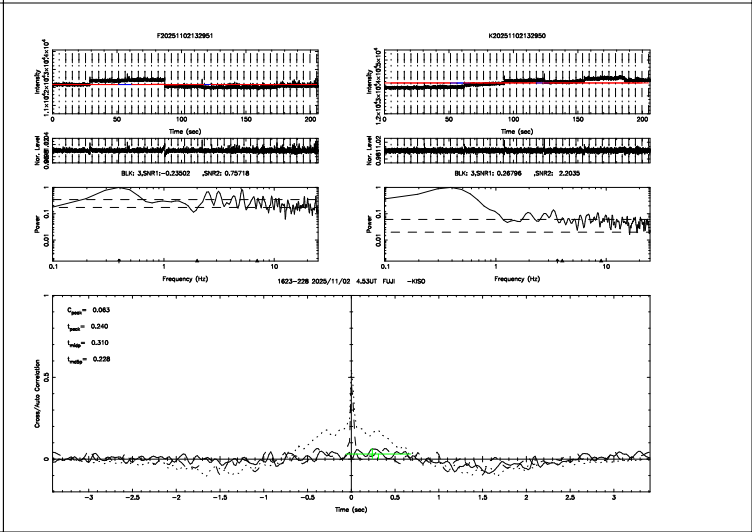
F20251102132951
K20251102132950
BLK: 3,SNR1: −0.23502 ,SNR2: 0.75718
BLK: 3,SNR1: 0.26796 ,SNR2: 2.2035
1623-228 2025/11/02 4.53UT FUJI -KISO
$C_{peak}$= 0.063
$t_{peak}$= 0.240
$t_{ridge}$= 0.310
$t_{valley}$= 0.228
Time (sec)

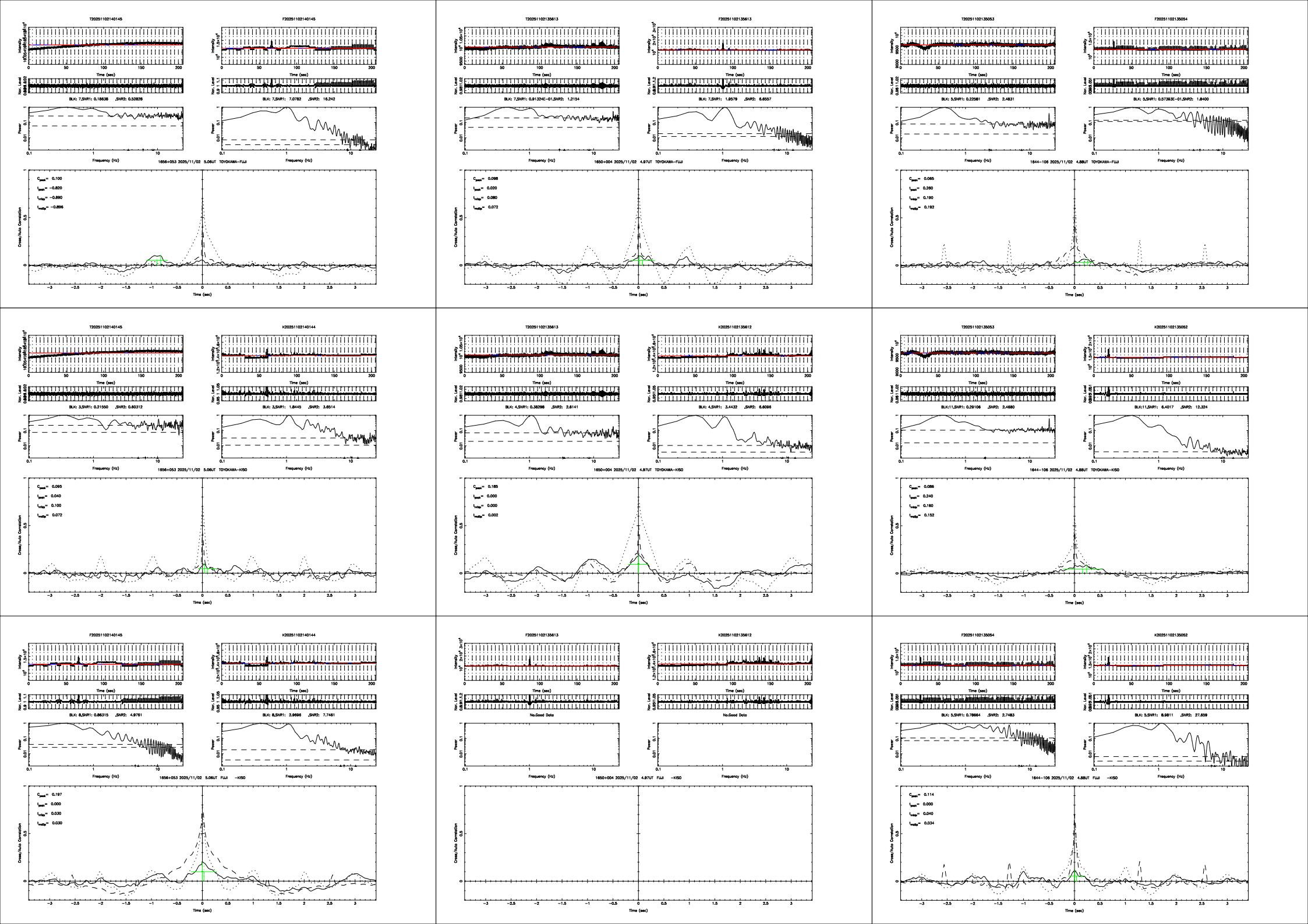
T20251102140145
F20251102140145
BLK: 7,SNR1: 0.18638 ,SNR2: 0.52828
BLK: 7,SNR1: 7.0782 ,SNR2: 16.242
1656+053 2025/11/02 5.06UT TOYOKAWA-FUJI
$C_{peak}$= 0.100
$t_{peak}$= −0.820
$t_{mid}$= −0.890
$t_{mid}$= −0.896
T20251102135613
F20251102135613
BLK: 7,SNR1: 0.91324E−01,SNR2: 1.2154
BLK: 7,SNR1: 1.9579 ,SNR2: 6.6557
1650+004 2025/11/02 4.97UT TOYOKAWA-FUJI
$C_{peak}$= 0.098
$t_{peak}$= 0.020
$t_{mid}$= 0.080
$t_{mid}$= 0.072
T20251102135053
F20251102135054
BLK: 5,SNR1: 0.22581 ,SNR2: 2.4831
BLK: 5,SNR1: 0.57393E−01,SNR2: 1.8400
1644−106 2025/11/02 4.88UT TOYOKAWA-FUJI
$C_{peak}$= 0.065
$t_{peak}$= 0.260
$t_{mid}$= 0.190
$t_{mid}$= 0.192
T20251102140145
K20251102140144
BLK: 3,SNR1: 0.21550 ,SNR2: 0.60312
BLK: 3,SNR1: 1.8445 ,SNR2: 3.6514
1656+053 2025/11/02 5.06UT TOYOKAWA-KISO
$C_{peak}$= 0.095
$t_{peak}$= 0.040
$t_{mid}$= 0.100
$t_{mid}$= 0.072
T20251102135613
K20251102135612
BLK: 4,SNR1: 0.38298 ,SNR2: 2.6141
BLK: 4,SNR1: 3.4432 ,SNR2: 6.6096
1650+004 2025/11/02 4.97UT TOYOKAWA-KISO
$C_{peak}$= 0.185
$t_{peak}$= 0.000
$t_{mid}$= 0.000
$t_{mid}$= 0.002
T20251102135053
K20251102135052
BLK:11,SNR1: 0.29106 ,SNR2: 2.4680
BLK:11,SNR1: 6.4017 ,SNR2: 12.324
1644−106 2025/11/02 4.88UT TOYOKAWA-KISO
$C_{peak}$= 0.086
$t_{peak}$= 0.240
$t_{mid}$= 0.160
$t_{mid}$= 0.152
F20251102140145
K20251102140144
BLK: 8,SNR1: 0.86315 ,SNR2: 4.9761
BLK: 8,SNR1: 2.9696 ,SNR2: 7.7461
1656+053 2025/11/02 5.06UT FUJI -KISO
$C_{peak}$= 0.197
$t_{peak}$= 0.000
$t_{mid}$= 0.030
$t_{mid}$= 0.030
F20251102135613
K20251102135612
No.Good Data
No.Good Data
1650+004 2025/11/02 4.97UT FUJI -KISO
F20251102135054
K20251102135052
BLK: 5,SNR1: 0.78664 ,SNR2: 2.7483
BLK: 5,SNR1: 8.9811 ,SNR2: 27.659
1644−106 2025/11/02 4.88UT FUJI -KISO
$C_{peak}$= 0.114
$t_{peak}$= 0.000
$t_{mid}$= 0.040
$t_{mid}$= 0.034
Intensity
Time (sec)
Nor. Level
Power
Frequency (Hz)
Cross/Auto Correlation

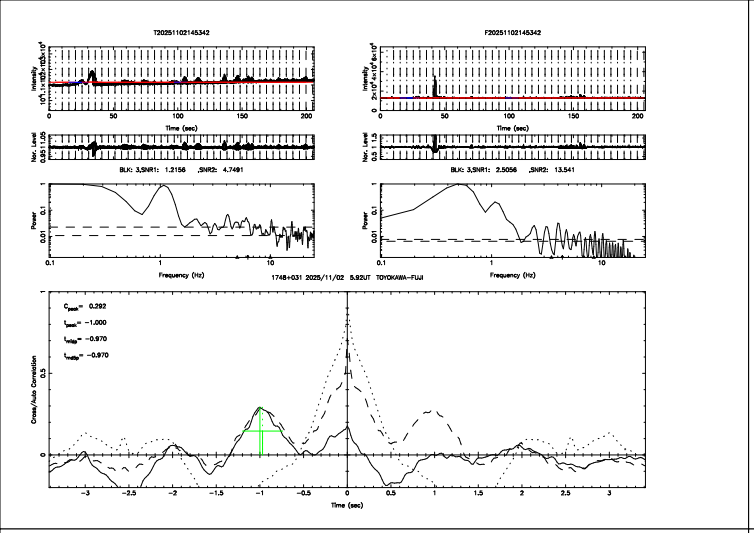
T20251102145342
F20251102145342
BLK: 3,SNR1: 1.2156 ,SNR2: 4.7491
BLK: 3,SNR1: 2.5056 ,SNR2: 13.541
1748+031 2025/11/02 5.92UT TOYOKAWA-FUJI
C_peak= 0.292
t_peak= -1.000
t_edge= -0.970
t_cntr= -0.970
Cross/Auto Correlation
Time (sec)

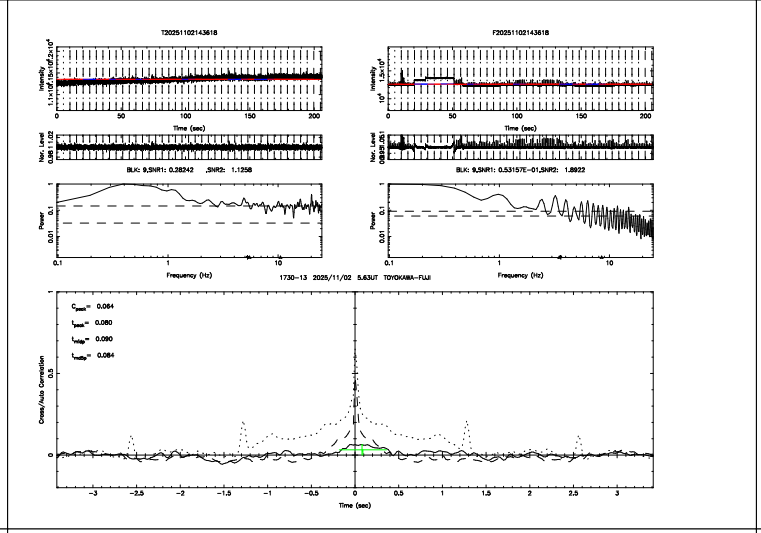
T20251102143618
F20251102143618
BLK: 9,SNR1: 0.28242 ,SNR2: 1.1258
BLK: 9,SNR1: 0.53157E-01,SNR2: 1.8922
1730-13 2025/11/02 5.63UT TOYOKAWA-FUJI
C_peak= 0.064
t_peak= 0.080
t_edge= 0.090
t_cntr= 0.084
Cross/Auto Correlation
Time (sec)

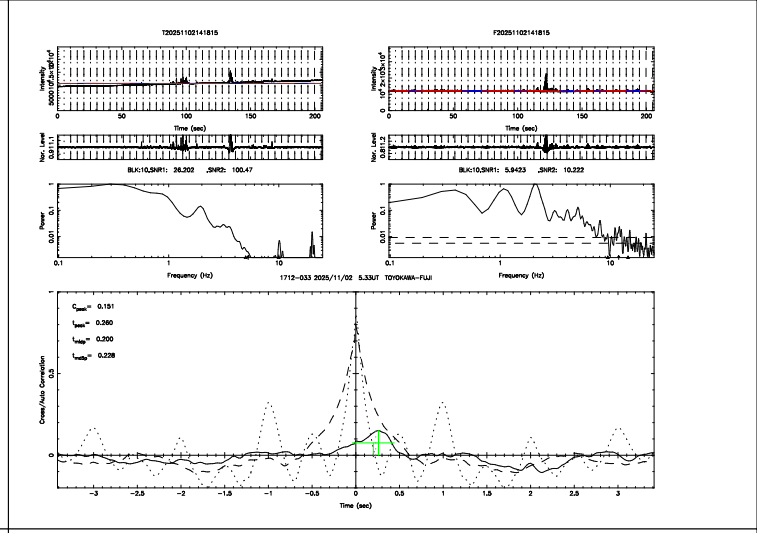
T20251102141815
F20251102141815
BLK:10,SNR1: 26.202 ,SNR2: 100.47
BLK:10,SNR1: 5.9423 ,SNR2: 10.222
1712-033 2025/11/02 5.33UT TOYOKAWA-FUJI
C_peak= 0.151
t_peak= 0.260
t_edge= 0.200
t_cntr= 0.228
Cross/Auto Correlation
Time (sec)

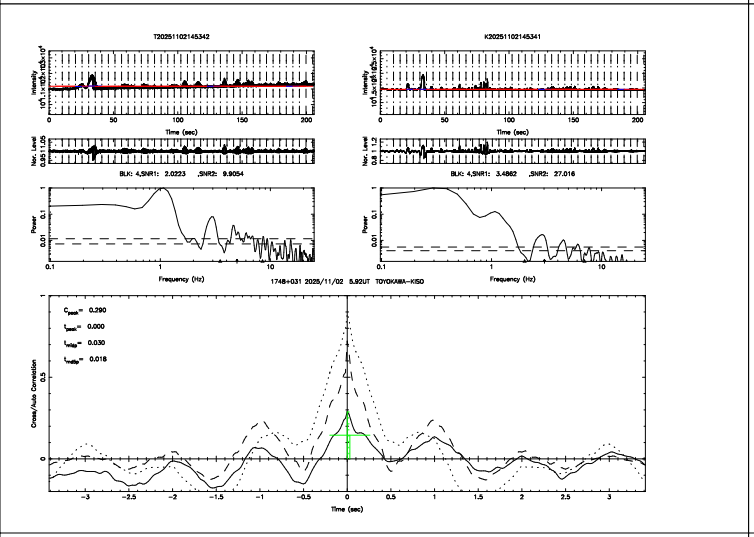
T20251102145342
K20251102145341
BLK: 4,SNR1: 2.0223 ,SNR2: 9.9054
BLK: 4,SNR1: 3.4862 ,SNR2: 27.016
1748+031 2025/11/02 5.92UT TOYOKAWA-KISO
C_peak= 0.290
t_peak= 0.000
t_edge= 0.030
t_cntr= 0.018
Cross/Auto Correlation
Time (sec)

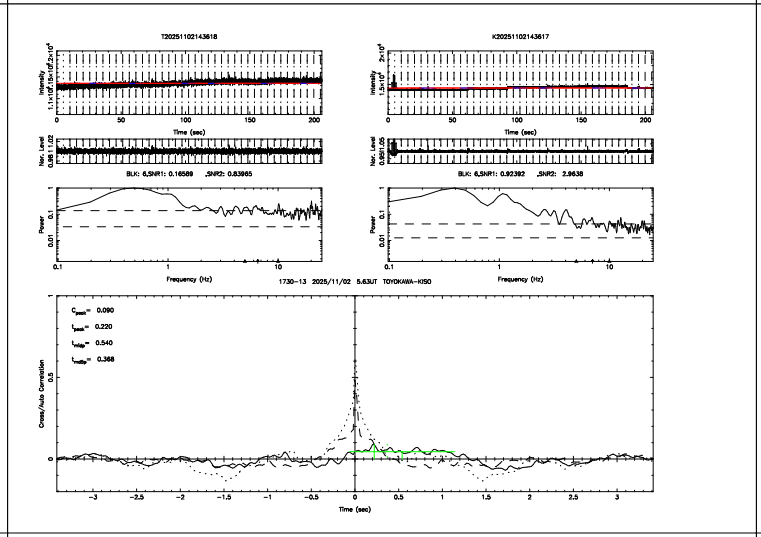
T20251102143618
K20251102143617
BLK: 6,SNR1: 0.16589 ,SNR2: 0.83965
BLK: 6,SNR1: 0.92392 ,SNR2: 2.9638
1730-13 2025/11/02 5.63UT TOYOKAWA-KISO
C_peak= 0.090
t_peak= 0.220
t_edge= 0.540
t_cntr= 0.368
Cross/Auto Correlation
Time (sec)

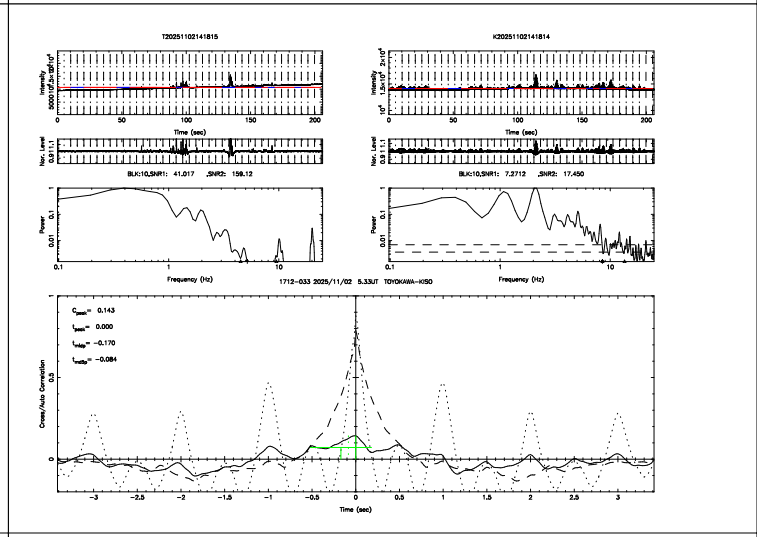
T20251102141815
K20251102141814
BLK:10,SNR1: 41.017 ,SNR2: 159.12
BLK:10,SNR1: 7.3712 ,SNR2: 17.450
1712-033 2025/11/02 5.33UT TOYOKAWA-KISO
C_peak= 0.143
t_peak= 0.000
t_edge= -0.170
t_cntr= -0.084
Cross/Auto Correlation
Time (sec)

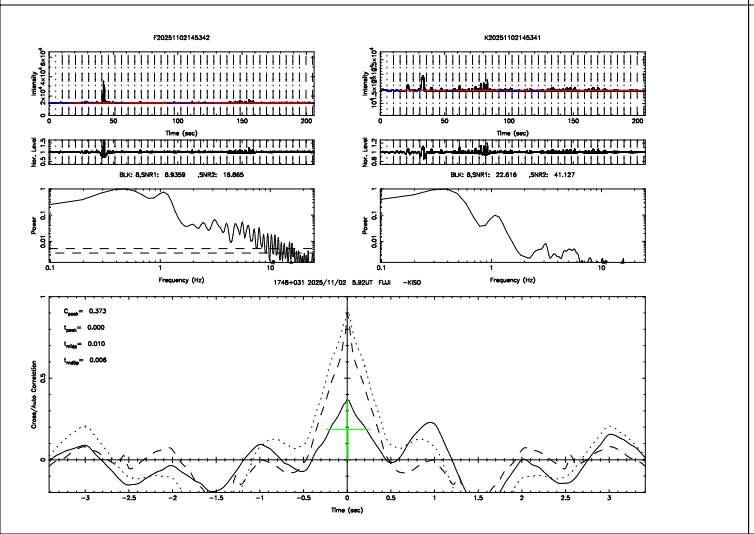
F20251102145342
K20251102145341
BLK: 8,SNR1: 8.9359 ,SNR2: 16.865
BLK: 8,SNR1: 22.616 ,SNR2: 41.127
1748+031 2025/11/02 5.92UT FUJI -KISO
C_peak= 0.373
t_peak= 0.000
t_edge= 0.010
t_cntr= 0.006
Cross/Auto Correlation
Time (sec)

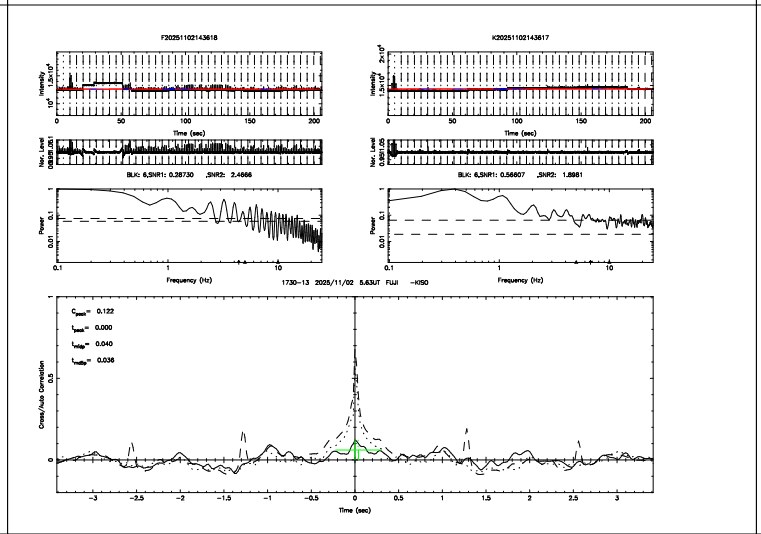
F20251102143618
K20251102143617
BLK: 6,SNR1: 0.28730 ,SNR2: 2.4666
BLK: 6,SNR1: 0.56607 ,SNR2: 1.8981
1730-13 2025/11/02 5.63UT FUJI -KISO
C_peak= 0.122
t_peak= 0.000
t_edge= 0.040
t_cntr= 0.036
Cross/Auto Correlation
Time (sec)

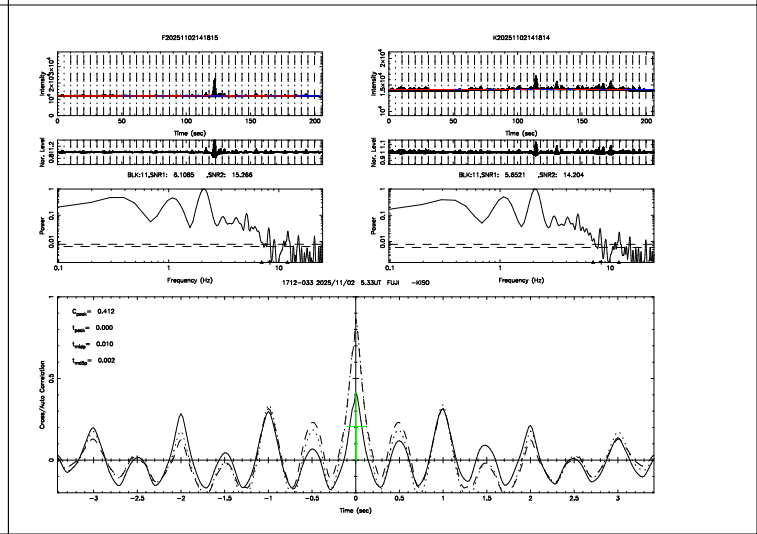
F20251102141815
K20251102141814
BLK:11,SNR1: 8.1085 ,SNR2: 15.266
BLK:11,SNR1: 5.6521 ,SNR2: 14.204
1712-033 2025/11/02 5.33UT FUJI -KISO
C_peak= 0.412
t_peak= 0.000
t_edge= 0.010
t_cntr= 0.002
Cross/Auto Correlation
Time (sec)

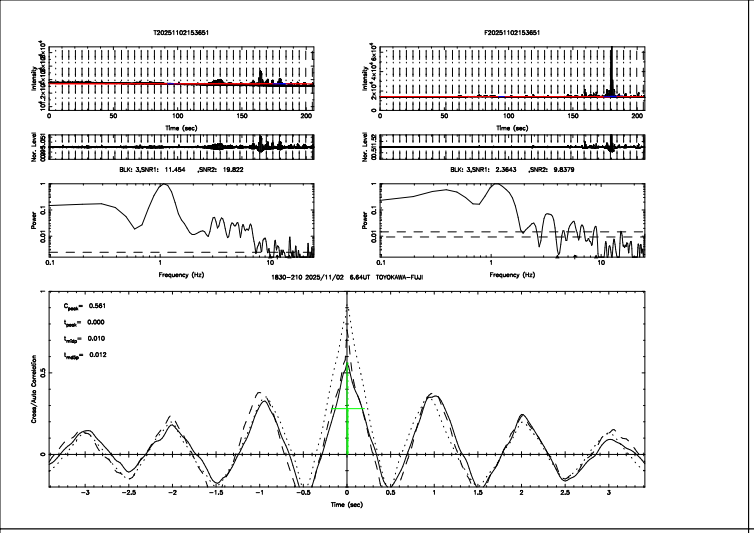
T20251102153651
F20251102153651
BLK: 3,SNR1: 11.454 ,SNR2: 19.822
BLK: 3,SNR1: 2.3643 ,SNR2: 9.8379
1830-210 2025/11/02 6.64UT TOYOKAWA-FUJI
C_peak= 0.561
t_peak= 0.000
t_edge= 0.010
t_notte= 0.012
Time (sec)

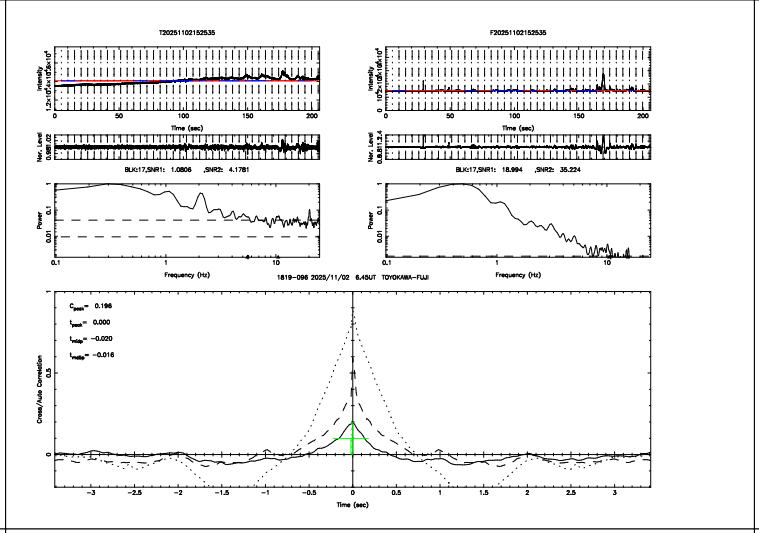
T20251102152535
F20251102152535
BLK:17,SNR1: 1.0806 ,SNR2: 4.1781
BLK:17,SNR1: 18.994 ,SNR2: 35.224
1819-096 2025/11/02 6.45UT TOYOKAWA-FUJI
C_peak= 0.196
t_peak= 0.000
t_edge= -0.020
t_notte= -0.016
Time (sec)

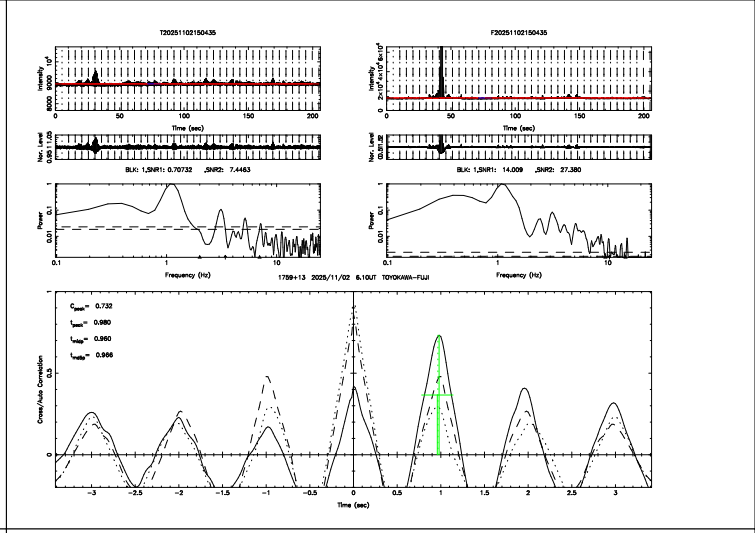
T20251102150435
F20251102150435
BLK: 1,SNR1: 0.70732 ,SNR2: 7.4463
BLK: 1,SNR1: 14.009 ,SNR2: 27.380
1759+13 2025/11/02 6.10UT TOYOKAWA-FUJI
C_peak= 0.732
t_peak= 0.980
t_edge= 0.960
t_notte= 0.966
Time (sec)

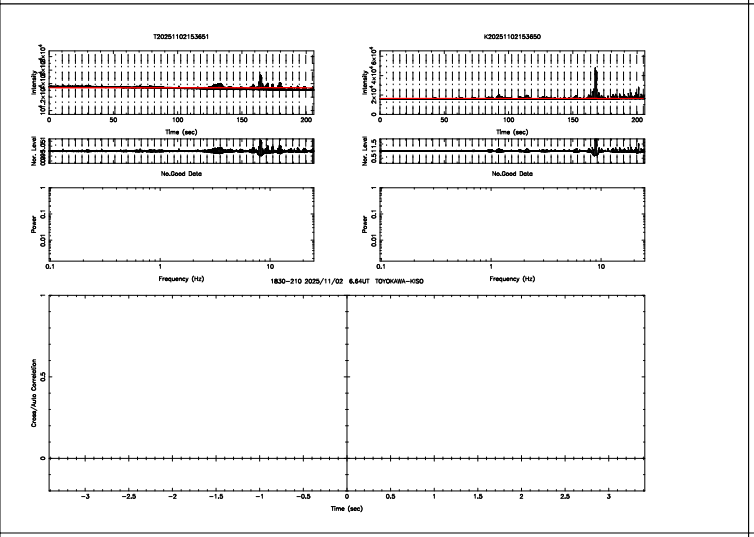
T20251102153651
K20251102153650
No.Good Data
No.Good Data
1830-210 2025/11/02 6.64UT TOYOKAWA-KISO
Time (sec)

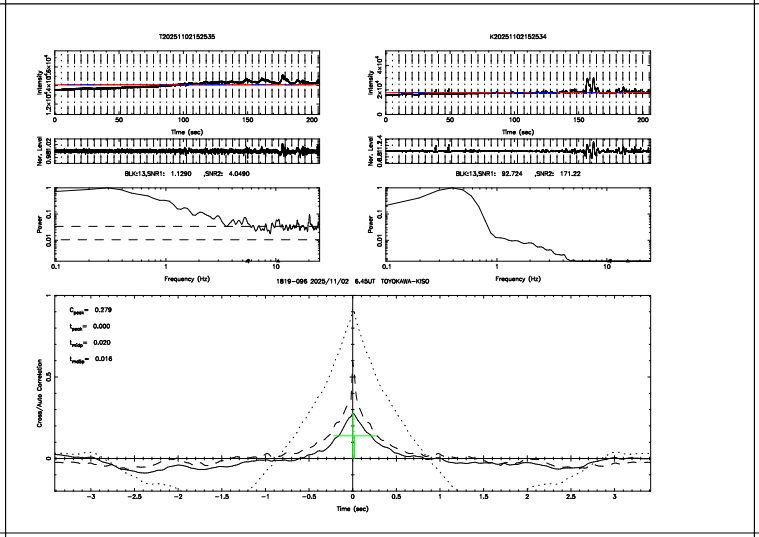
T20251102152535
K20251102152534
BLK:13,SNR1: 1.1290 ,SNR2: 4.0490
BLK:13,SNR1: 92.724 ,SNR2: 171.22
1819-096 2025/11/02 6.45UT TOYOKAWA-KISO
C_peak= 0.379
t_peak= 0.000
t_edge= 0.020
t_notte= 0.016
Time (sec)

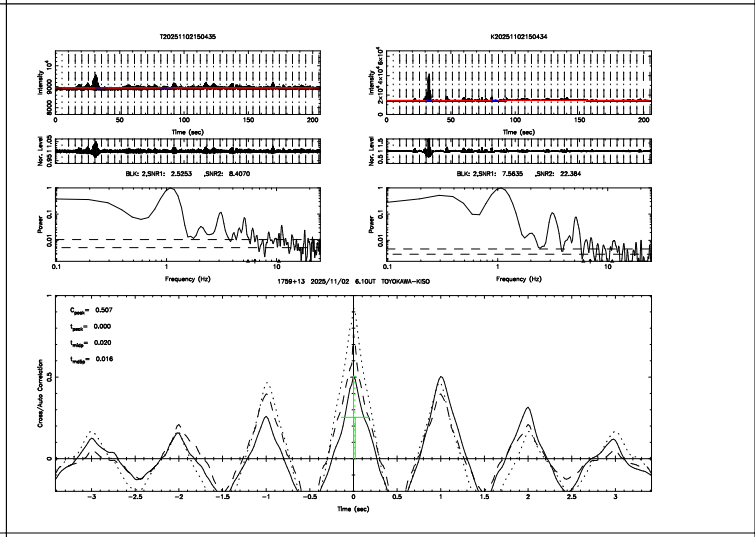
T20251102150435
K20251102150434
BLK: 2,SNR1: 2.5253 ,SNR2: 8.4070
BLK: 2,SNR1: 7.5635 ,SNR2: 22.384
1759+13 2025/11/02 6.10UT TOYOKAWA-KISO
C_peak= 0.507
t_peak= 0.000
t_edge= 0.020
t_notte= 0.016
Time (sec)

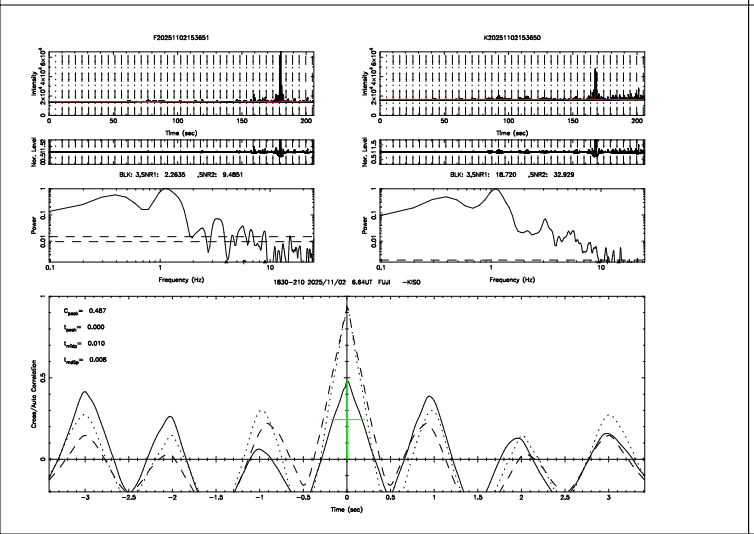
F20251102153651
K20251102153650
BLK: 3,SNR1: 2.2635 ,SNR2: 9.4851
BLK: 3,SNR1: 18.720 ,SNR2: 32.929
1830-210 2025/11/02 6.64UT FUJI -KISO
C_peak= 0.487
t_peak= 0.000
t_edge= 0.010
t_notte= 0.008
Time (sec)

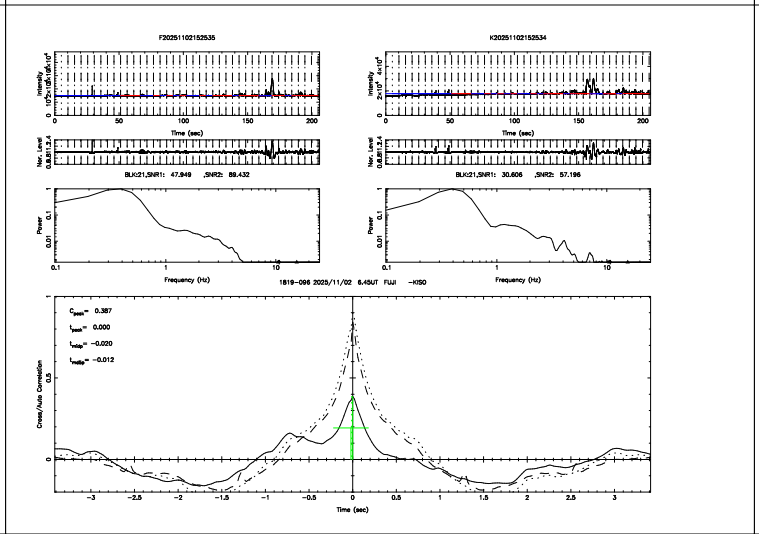
F20251102152535
K20251102152534
BLK:21,SNR1: 47.949 ,SNR2: 89.432
BLK:21,SNR1: 30.606 ,SNR2: 57.196
1819-096 2025/11/02 6.45UT FUJI -KISO
C_peak= 0.387
t_peak= 0.000
t_edge= -0.020
t_notte= -0.012
Time (sec)

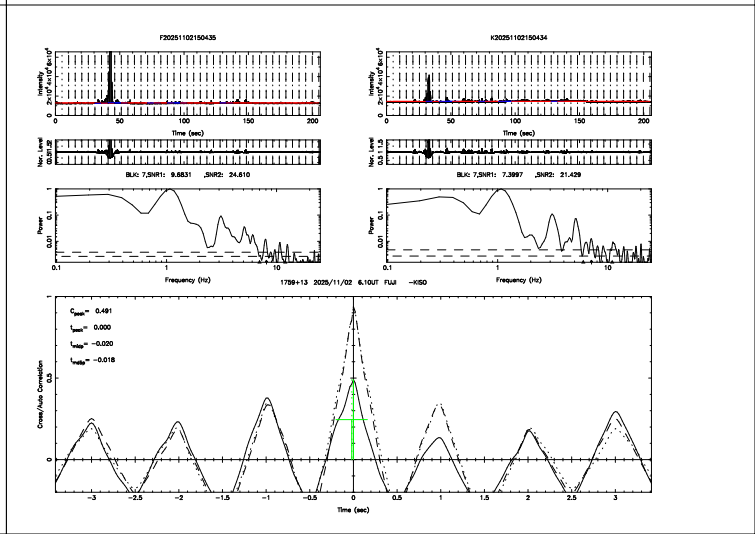
F20251102150435
K20251102150434
BLK: 7,SNR1: 9.6831 ,SNR2: 24.610
BLK: 7,SNR1: 7.3997 ,SNR2: 21.429
1759+13 2025/11/02 6.10UT FUJI -KISO
C_peak= 0.491
t_peak= 0.000
t_edge= -0.020
t_notte= -0.018
Time (sec)

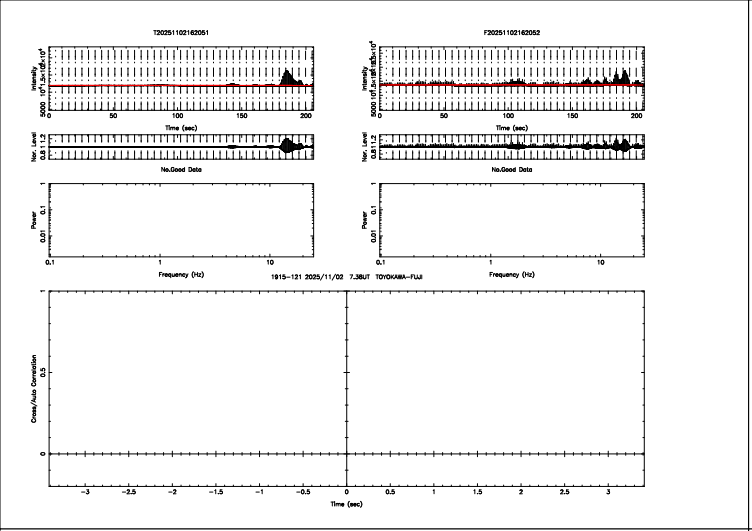
T20251102162051
F20251102162052
No.Good Data
No.Good Data
1915-121 2025/11/02 7.3BUT TOYOKAWA-FUJI
Time (sec)

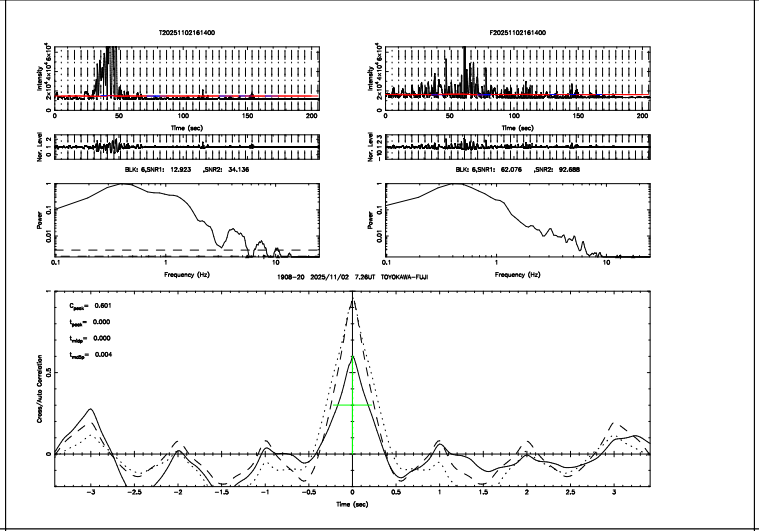
T20251102161400
F20251102161400
BLK: 6,SNR1: 12.923 ,SNR2: 34.136
BLK: 6,SNR1: 62.076 ,SNR2: 92.888
1908-20 2025/11/02 7.3BUT TOYOKAWA-FUJI
C_max= 0.601
t_peak= 0.000
t_ridge= 0.000
t_width= 0.004
Time (sec)

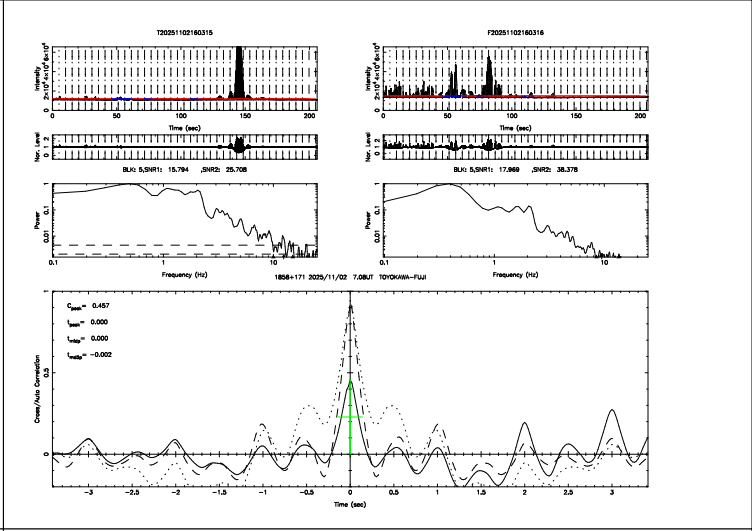
T20251102160315
F20251102160316
BLK: 5,SNR1: 15.794 ,SNR2: 25.708
BLK: 5,SNR1: 17.969 ,SNR2: 38.378
1858+171 2025/11/02 7.0BUT TOYOKAWA-FUJI
C_max= 0.457
t_peak= 0.000
t_ridge= 0.000
t_width= -0.002
Time (sec)

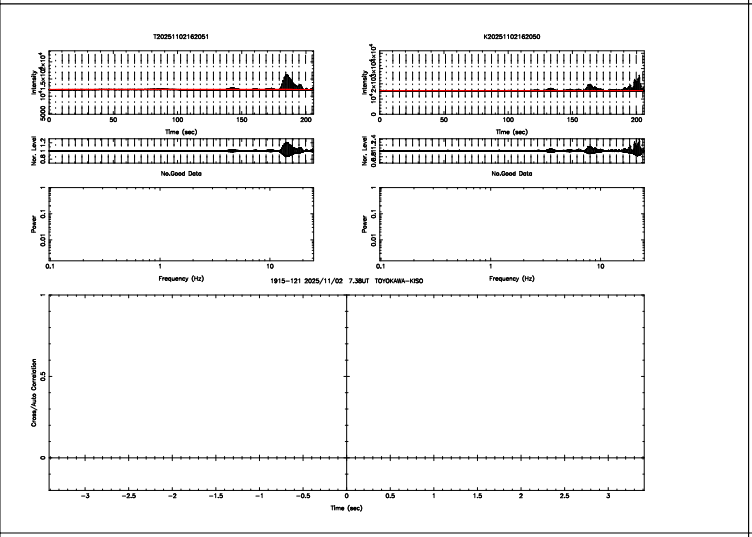
T20251102162051
K20251102162050
No.Good Data
No.Good Data
1915-121 2025/11/02 7.3BUT TOYOKAWA-KISO
Time (sec)

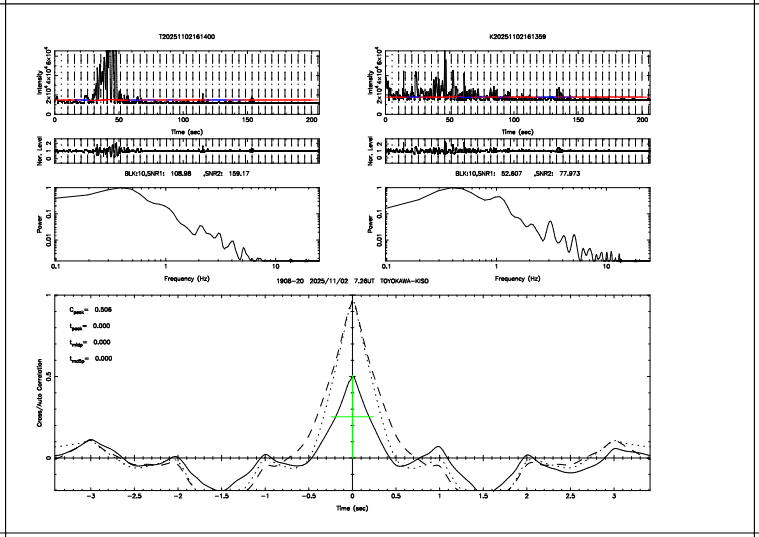
T20251102161400
K20251102161359
BLK:10,SNR1: 108.98 ,SNR2: 159.17
BLK:10,SNR1: 52.607 ,SNR2: 77.973
1908-20 2025/11/02 7.3BUT TOYOKAWA-KISO
C_max= 0.506
t_peak= 0.000
t_ridge= 0.000
t_width= 0.000
Time (sec)

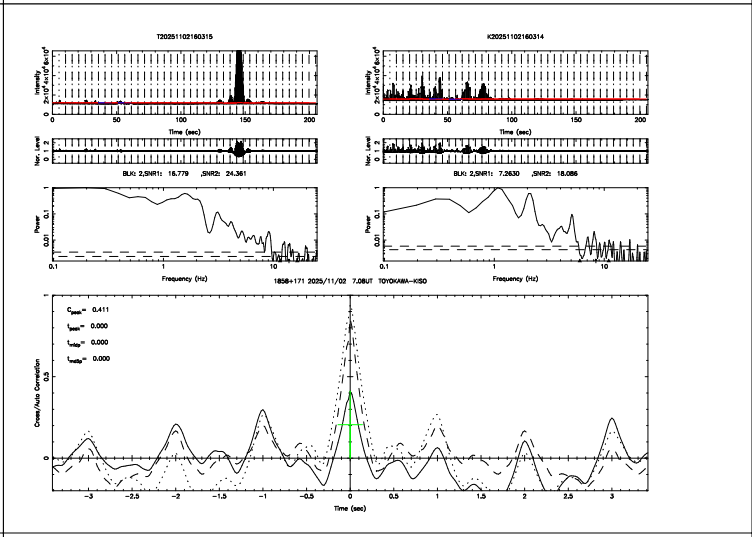
T20251102160315
K20251102160314
BLK: 2,SNR1: 15.779 ,SNR2: 24.361
BLK: 2,SNR1: 7.2630 ,SNR2: 18.086
1858+171 2025/11/02 7.0BUT TOYOKAWA-KISO
C_max= 0.411
t_peak= 0.000
t_ridge= 0.000
t_width= 0.000
Time (sec)

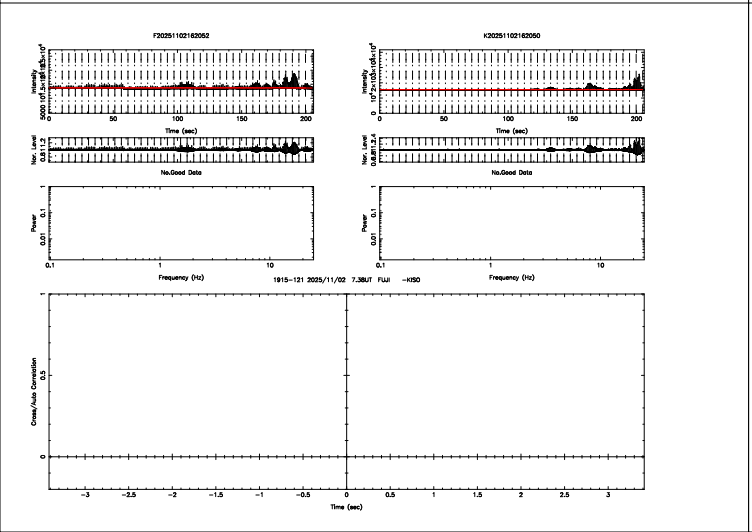
F20251102162052
K20251102162050
No.Good Data
No.Good Data
1915-121 2025/11/02 7.3BUT FUJI -KISO
Time (sec)

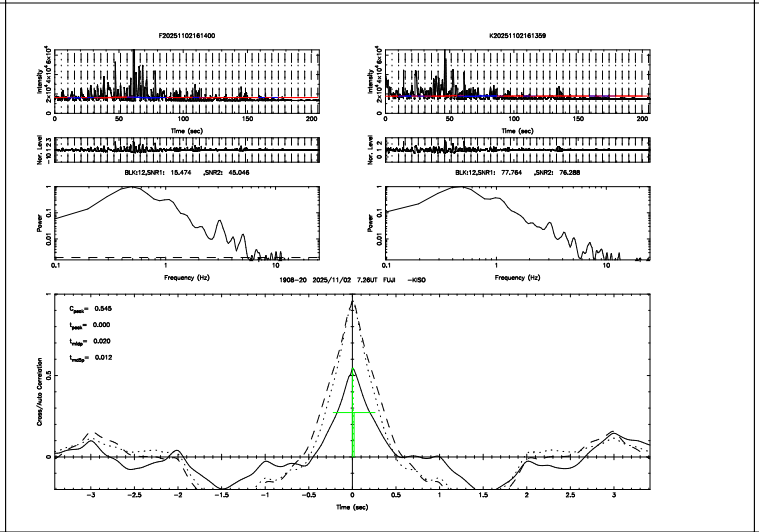
F20251102161400
K20251102161359
BLK:12,SNR1: 15.474 ,SNR2: 45.046
BLK:12,SNR1: 77.764 ,SNR2: 76.288
1908-20 2025/11/02 7.3BUT FUJI -KISO
C_max= 0.545
t_peak= 0.000
t_ridge= 0.020
t_width= 0.012
Time (sec)

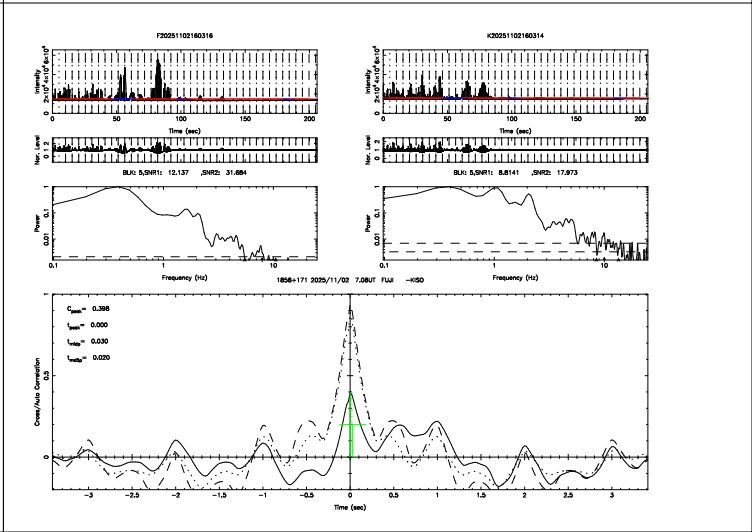
F20251102160316
K20251102160314
BLK: 5,SNR1: 12.137 ,SNR2: 31.884
BLK: 5,SNR1: 8.8141 ,SNR2: 17.973
1858+171 2025/11/02 7.0BUT FUJI -KISO
C_max= 0.398
t_peak= 0.000
t_ridge= 0.030
t_width= 0.020
Time (sec)

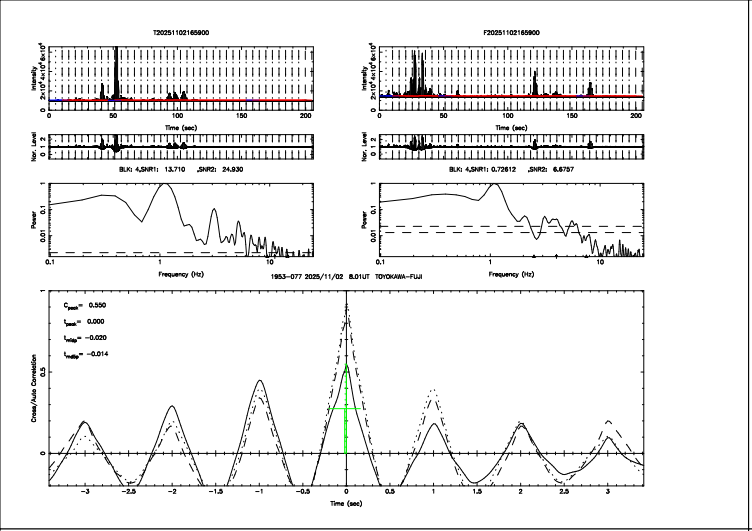
T20251102165900
F20251102165900
BLK: 4,SNR1: 13.710 ,SNR2: 24.930
BLK: 4,SNR1: 0.72612 ,SNR2: 6.5757
1953−077 2025/11/02 8.01UT TOYOKAWA−FUJI
C_max= 0.550
t_max= 0.000
t_edge= −0.020
t_centr= −0.014
Time (sec)
Frequency (Hz)
Cross/Auto Correlation

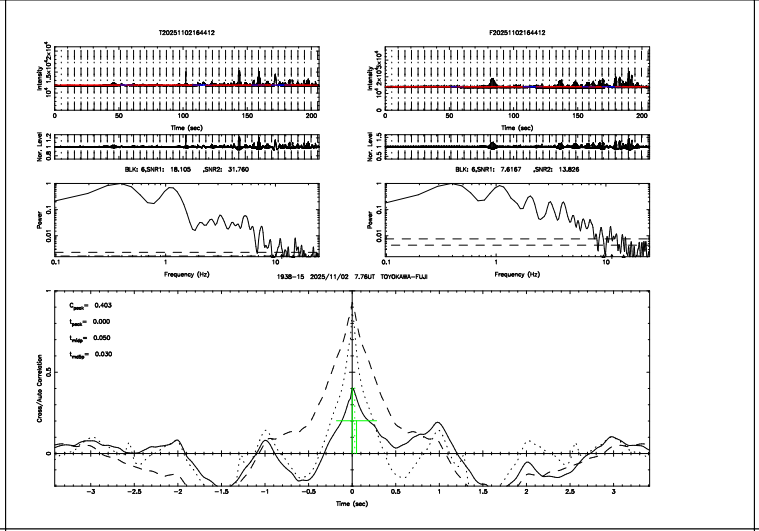
T20251102164412
F20251102164412
BLK: 6,SNR1: 18.105 ,SNR2: 31.760
BLK: 6,SNR1: 7.6167 ,SNR2: 13.826
1938−15 2025/11/02 7.76UT TOYOKAWA−FUJI
C_max= 0.403
t_max= 0.000
t_edge= 0.050
t_centr= 0.030
Time (sec)
Frequency (Hz)
Cross/Auto Correlation

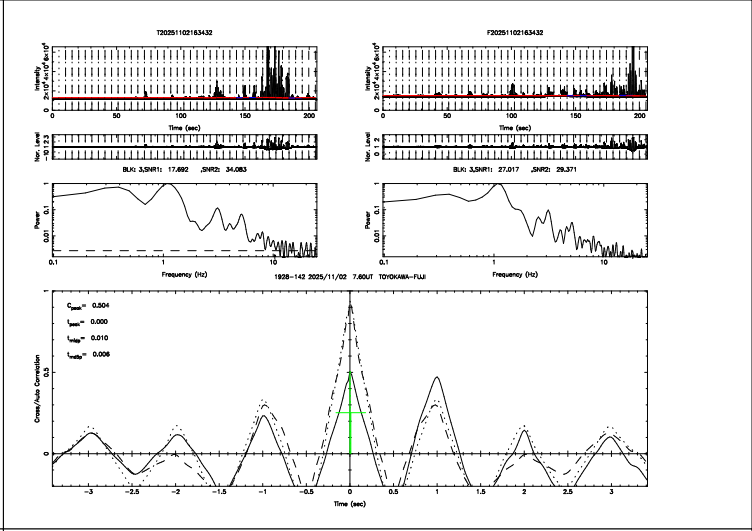
T20251102163432
F20251102163432
BLK: 3,SNR1: 17.692 ,SNR2: 34.083
BLK: 3,SNR1: 27.017 ,SNR2: 29.371
1928−142 2025/11/02 7.60UT TOYOKAWA−FUJI
C_max= 0.504
t_max= 0.000
t_edge= 0.010
t_centr= 0.006
Time (sec)
Frequency (Hz)
Cross/Auto Correlation

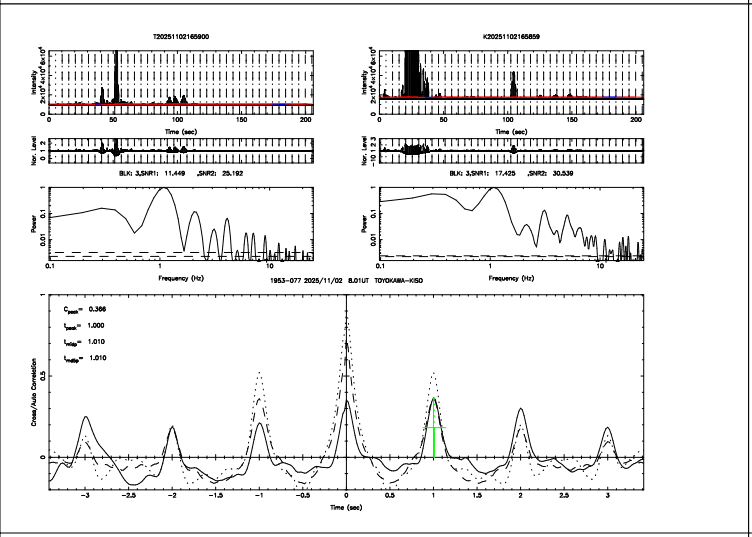
T20251102165900
K20251102165859
BLK: 3,SNR1: 11.449 ,SNR2: 25.192
BLK: 3,SNR1: 17.425 ,SNR2: 30.539
1953−077 2025/11/02 8.01UT TOYOKAWA−KISO
C_max= 0.366
t_max= 1.000
t_edge= 1.010
t_centr= 1.010
Time (sec)
Frequency (Hz)
Cross/Auto Correlation

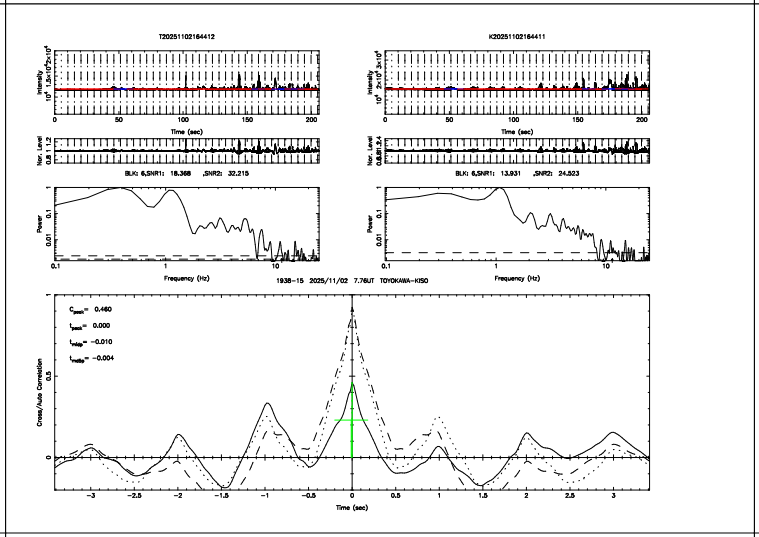
T20251102164412
K20251102164411
BLK: 6,SNR1: 18.368 ,SNR2: 32.215
BLK: 6,SNR1: 13.831 ,SNR2: 24.523
1938−15 2025/11/02 7.76UT TOYOKAWA−KISO
C_max= 0.460
t_max= 0.000
t_edge= −0.010
t_centr= −0.004
Time (sec)
Frequency (Hz)
Cross/Auto Correlation

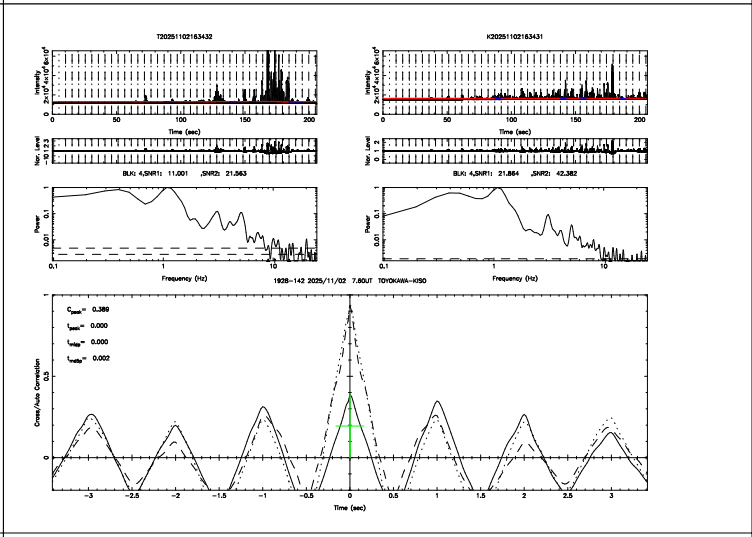
T20251102163432
K20251102163431
BLK: 4,SNR1: 11.001 ,SNR2: 21.563
BLK: 4,SNR1: 21.864 ,SNR2: 42.382
1928−142 2025/11/02 7.60UT TOYOKAWA−KISO
C_max= 0.389
t_max= 0.000
t_edge= 0.000
t_centr= 0.002
Time (sec)
Frequency (Hz)
Cross/Auto Correlation

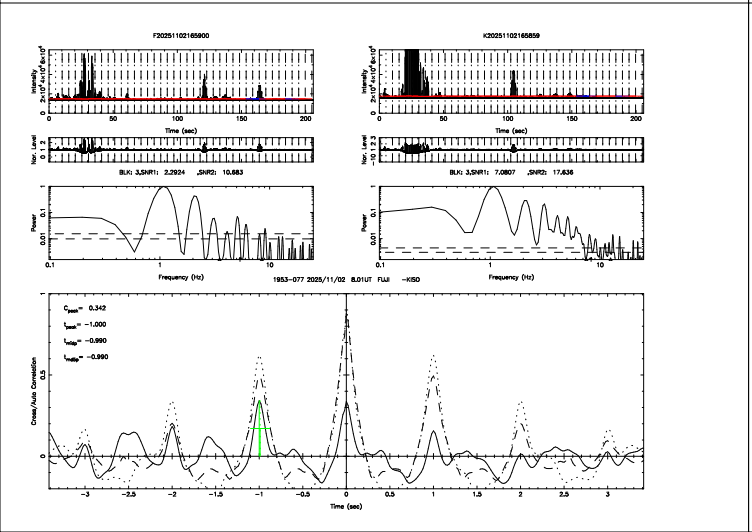
F20251102165900
K20251102165859
BLK: 3,SNR1: 2.2924 ,SNR2: 10.683
BLK: 3,SNR1: 7.0807 ,SNR2: 17.636
1953−077 2025/11/02 8.01UT FUJI −KISO
C_max= 0.342
t_max= −1.000
t_edge= −0.990
t_centr= −0.990
Time (sec)
Frequency (Hz)
Cross/Auto Correlation

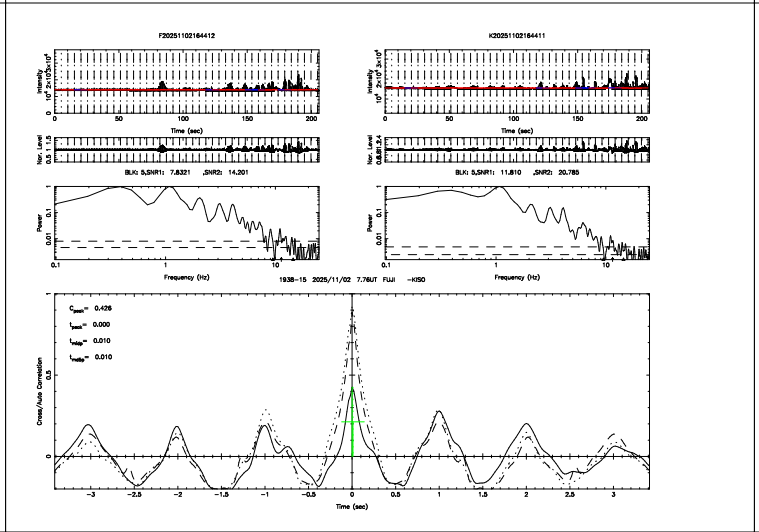
F20251102164412
K20251102164411
BLK: 5,SNR1: 7.8321 ,SNR2: 14.201
BLK: 5,SNR1: 11.810 ,SNR2: 20.785
1938−15 2025/11/02 7.76UT FUJI −KISO
C_max= 0.426
t_max= 0.000
t_edge= 0.010
t_centr= 0.010
Time (sec)
Frequency (Hz)
Cross/Auto Correlation

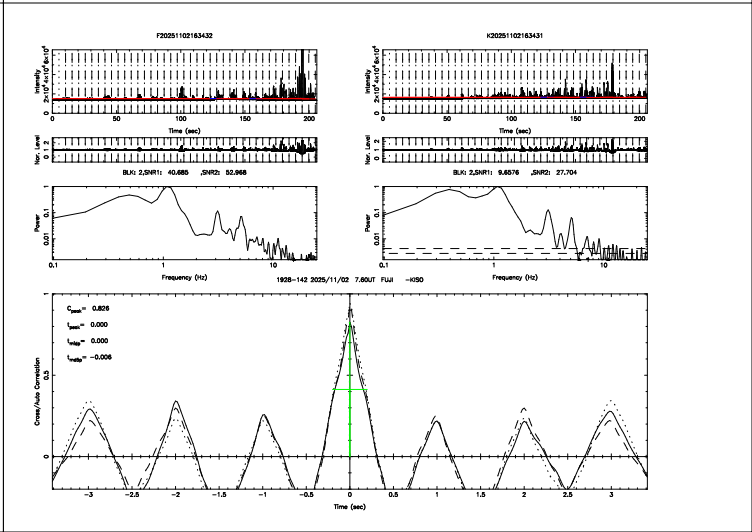
F20251102163432
K20251102163431
BLK: 2,SNR1: 40.685 ,SNR2: 52.968
BLK: 2,SNR1: 9.6576 ,SNR2: 27.704
1928−142 2025/11/02 7.60UT FUJI −KISO
C_max= 0.826
t_max= 0.000
t_edge= 0.000
t_centr= −0.006
Time (sec)
Frequency (Hz)
Cross/Auto Correlation

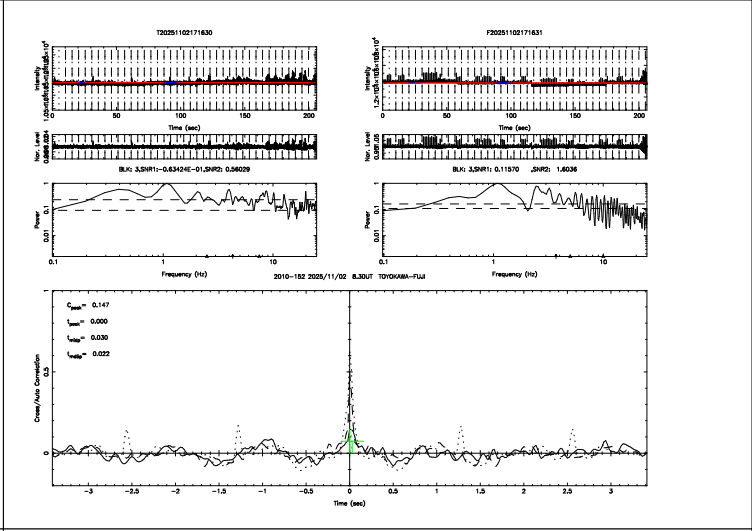
T20251102171630
F20251102171631
Intensity
Time (sec)
Nor. Level
BLK: 3,SNR1:-0.63424E-01,SNR2: 0.56029
BLK: 3,SNR1: 0.11570 ,SNR2: 1.6036
Power
Frequency (Hz)
2010-152 2025/11/02 8.30UT TOYOKAWA-FUJI
$C_{max}$= 0.147
$t_{max}$= 0.000
$t_{rise}$= 0.030
$t_{delta}$= 0.022
Cross/Auto Correlation
Time (sec)

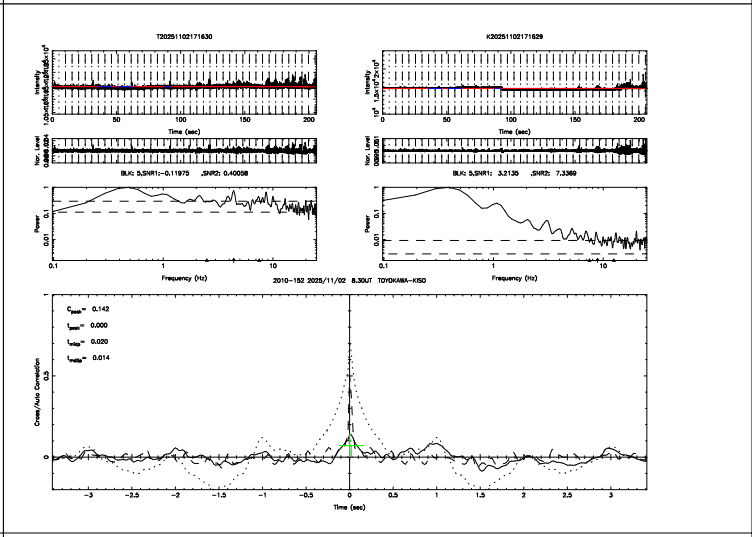
T20251102171630
K20251102171629
Intensity
Time (sec)
Nor. Level
BLK: 3,SNR1:-0.11975 ,SNR2: 0.40098
BLK: 3,SNR1: 3.2135 ,SNR2: 7.3369
Power
Frequency (Hz)
2010-152 2025/11/02 8.30UT TOYOKAWA-KISO
$C_{max}$= 0.142
$t_{max}$= 0.000
$t_{rise}$= 0.020
$t_{delta}$= 0.014
Cross/Auto Correlation
Time (sec)

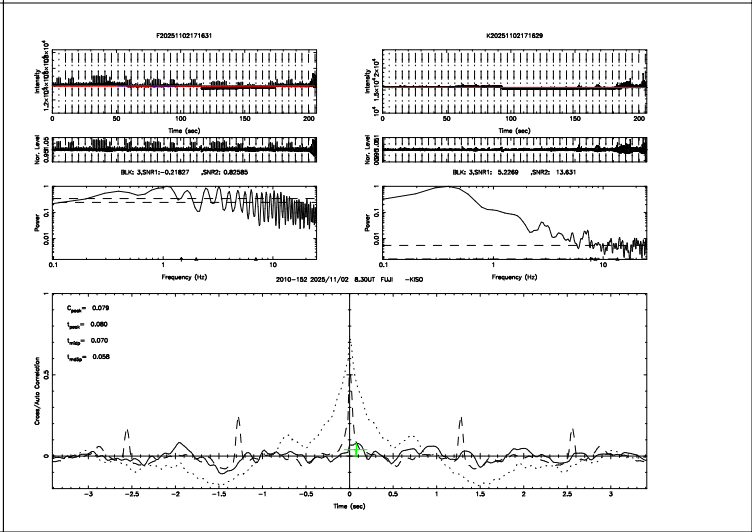
F20251102171631
K20251102171629
Intensity
Time (sec)
Nor. Level
BLK: 3,SNR1:-0.31827 ,SNR2: 0.82585
BLK: 3,SNR1: 5.2269 ,SNR2: 13.631
Power
Frequency (Hz)
2010-152 2025/11/02 8.30UT FUJI -KISO
$C_{max}$= 0.079
$t_{max}$= 0.080
$t_{rise}$= 0.070
$t_{delta}$= 0.058
Cross/Auto Correlation
Time (sec)