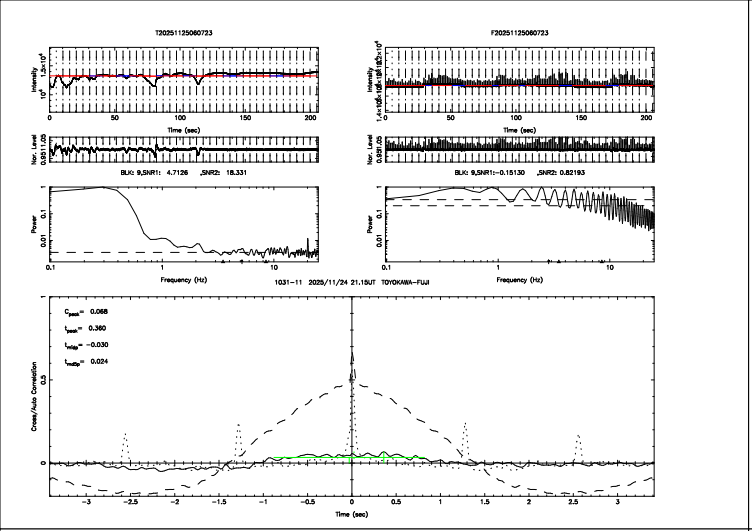
T20251125060723
F20251125060723
BLK: 9,SNR1: 4.7126 ,SNR2: 18.331
BLK: 9,SNR1:-0.15130 ,SNR2: 0.82193
1031-11 2025/11/24 21.15UT TOYOKAWA-FUJI
C_peak= 0.068
t_peak= 0.360
t_edge= -0.030
t_edge= 0.024

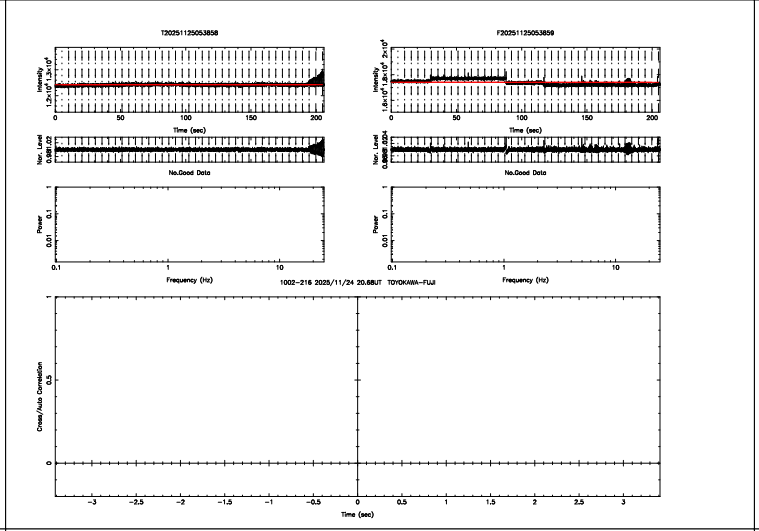
T20251125053858
F20251125053859
No.Good Data
No.Good Data
1002-216 2025/11/24 20.68UT TOYOKAWA-FUJI

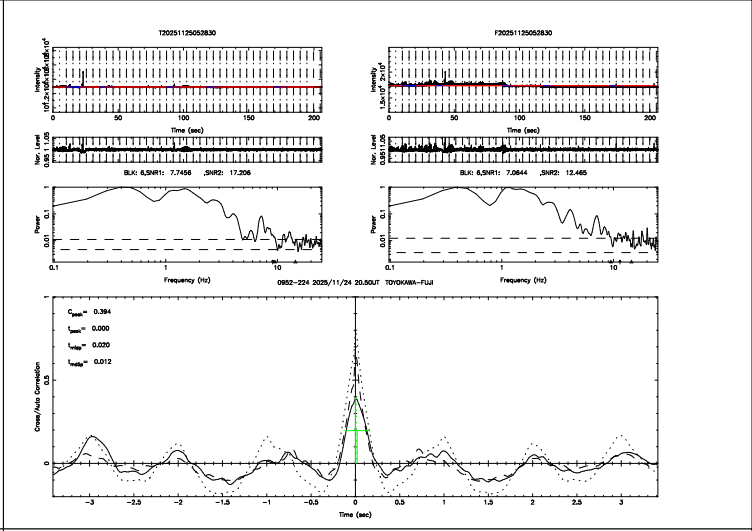
T20251125052830
F20251125052830
BLK: 6,SNR1: 7.7456 ,SNR2: 17.206
BLK: 6,SNR1: 7.0644 ,SNR2: 12.465
0952-224 2025/11/24 20.50UT TOYOKAWA-FUJI
C_peak= 0.394
t_peak= 0.000
t_edge= 0.020
t_edge= 0.012

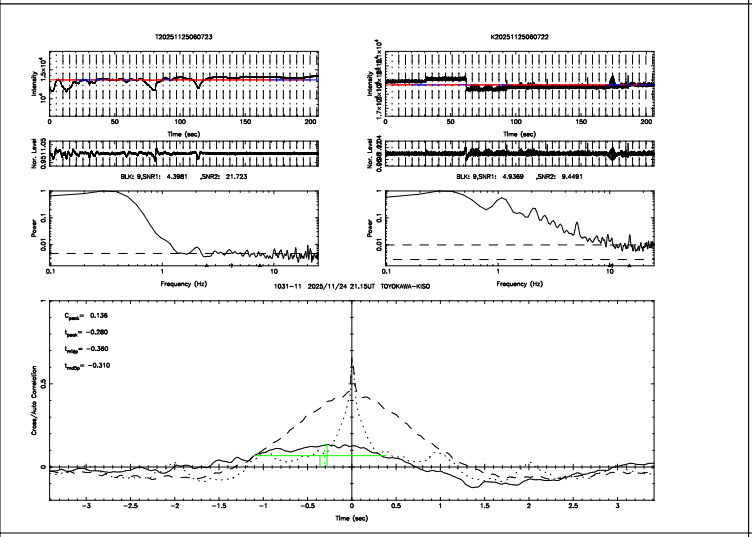
T20251125060723
K20251125060722
BLK: 9,SNR1: 4.3981 ,SNR2: 21.723
BLK: 9,SNR1: 4.9369 ,SNR2: 9.4491
1031-11 2025/11/24 21.15UT TOYOKAWA-KISO
C_peak= 0.136
t_peak= -0.280
t_edge= -0.360
t_edge= -0.310

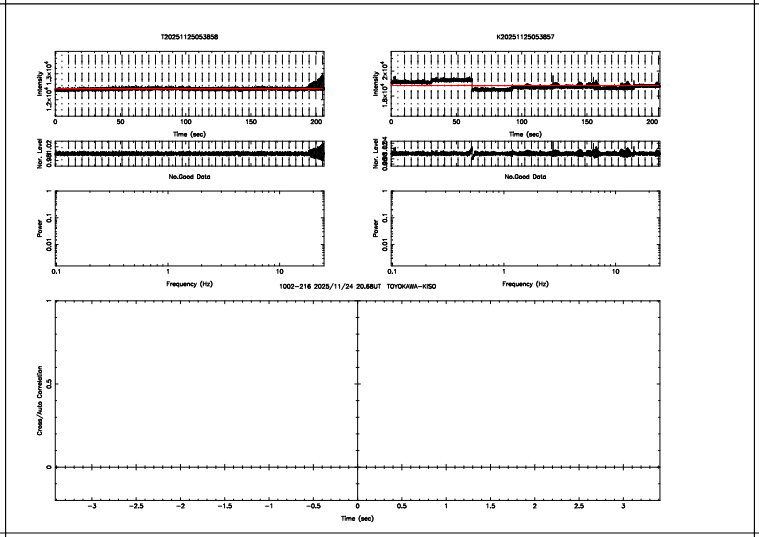
T20251125053858
K20251125053857
No.Good Data
No.Good Data
1002-216 2025/11/24 20.68UT TOYOKAWA-KISO

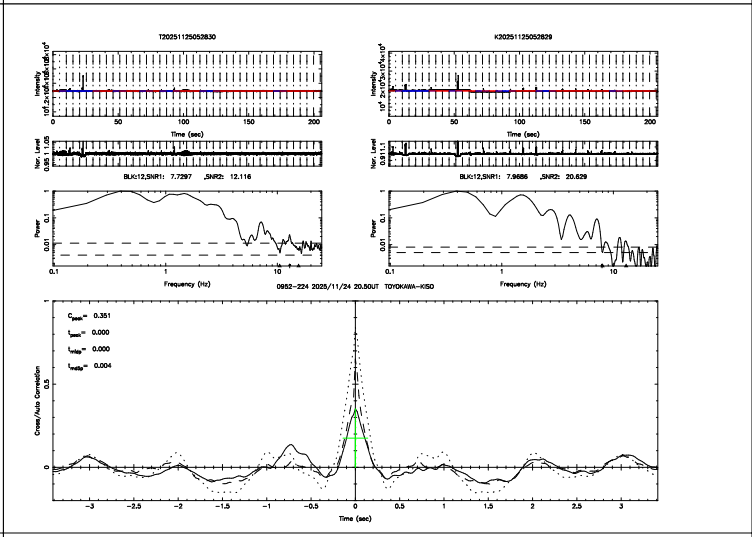
T20251125052830
K20251125052829
BLK12,SNR1: 7.7297 ,SNR2: 12.116
BLK12,SNR1: 7.9686 ,SNR2: 20.529
0952-224 2025/11/24 20.50UT TOYOKAWA-KISO
C_peak= 0.351
t_peak= 0.000
t_edge= 0.000
t_edge= 0.004

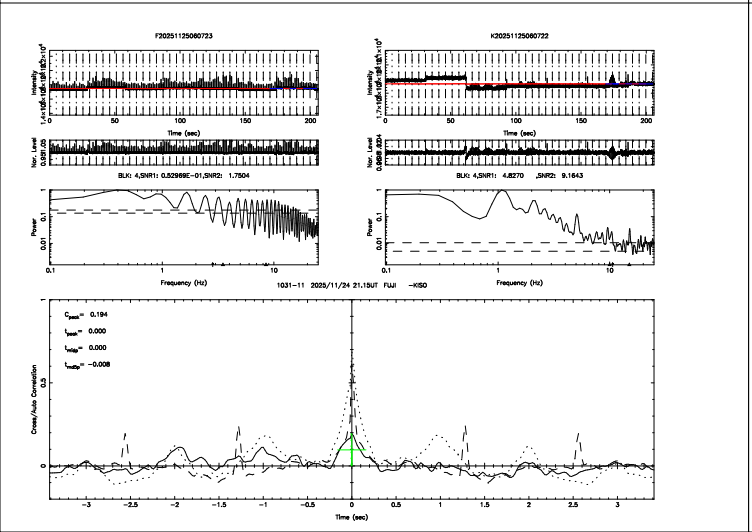
F20251125060723
K20251125060722
BLK: 4,SNR1: 0.52999E-01,SNR2: 1.7504
BLK: 4,SNR1: 4.8270 ,SNR2: 9.1643
1031-11 2025/11/24 21.15UT FUJI -KISO
C_peak= 0.194
t_peak= 0.000
t_edge= 0.000
t_edge= -0.008

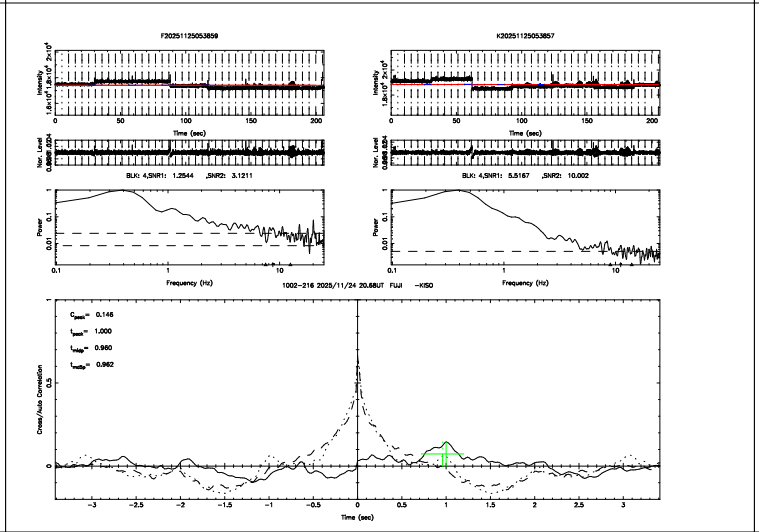
F20251125053859
K20251125053857
BLK: 4,SNR1: 1.2544 ,SNR2: 3.1211
BLK: 4,SNR1: 5.5167 ,SNR2: 10.002
1002-216 2025/11/24 20.68UT FUJI -KISO
C_peak= 0.146
t_peak= 1.000
t_edge= 0.960
t_edge= 0.962

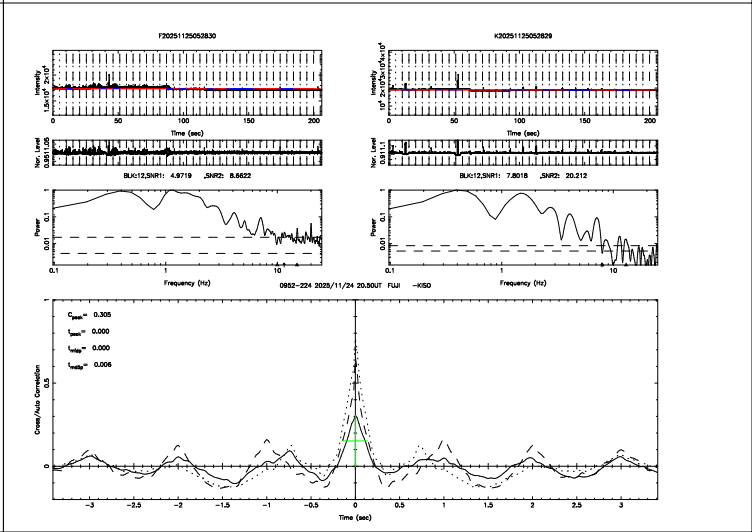
F20251125052830
K20251125052829
BLK12,SNR1: 4.9719 ,SNR2: 8.6622
BLK12,SNR1: 7.8018 ,SNR2: 20.212
0952-224 2025/11/24 20.50UT FUJI -KISO
C_peak= 0.305
t_peak= 0.000
t_edge= 0.000
t_edge= 0.006

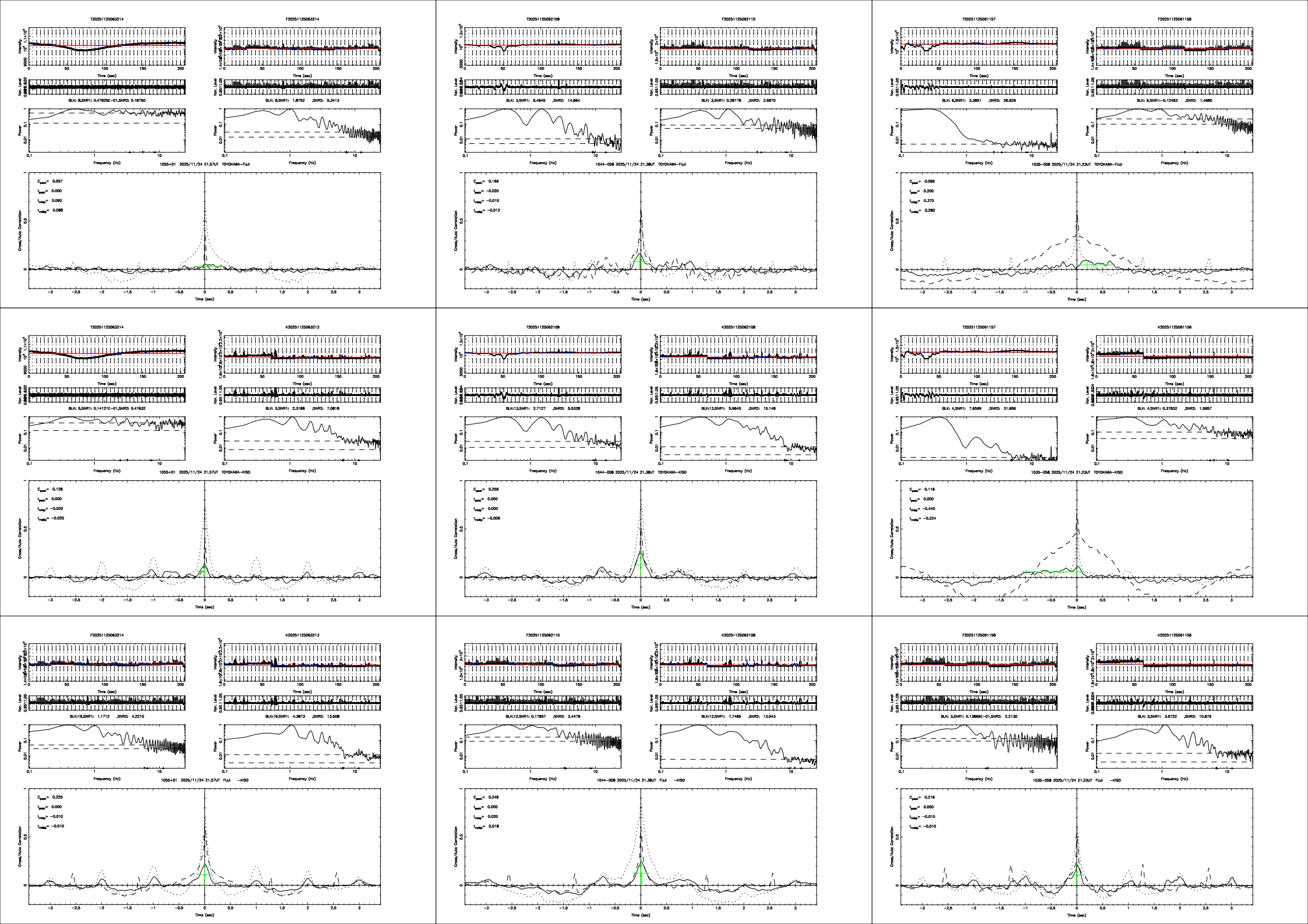
T20251125063214
F20251125063214
BLK: 8,SNR1: 0.47625E-01,SNR2: 0.18750
BLK: 8,SNR1: 1.8752 ,SNR2: 5.3413
1055+01 2025/11/24 21.57UT TOYOKAWA-FUJI
C_peak= 0.057
t_peak= 0.000
t_mdip= 0.090
t_mdip= 0.088
T20251125062109
F20251125062110
BLK: 3,SNR1: 6.4649 ,SNR2: 14.664
BLK: 3,SNR1: 0.28178 ,SNR2: 2.9670
1044-008 2025/11/24 21.38UT TOYOKAWA-FUJI
C_peak= 0.166
t_peak= -0.020
t_mdip= -0.010
t_mdip= -0.012
T20251125061157
F20251125061158
BLK: 6,SNR1: 3.3891 ,SNR2: 26.626
BLK: 6,SNR1:-0.12483 ,SNR2: 1.4680
1035-058 2025/11/24 21.23UT TOYOKAWA-FUJI
C_peak= 0.095
t_peak= 0.200
t_mdip= 0.370
t_mdip= 0.280
T20251125063214
K20251125063213
BLK: 5,SNR1: 0.14121E-01,SNR2: 0.47632
BLK: 5,SNR1: 2.3188 ,SNR2: 7.0818
1055+01 2025/11/24 21.57UT TOYOKAWA-KISO
C_peak= 0.128
t_peak= 0.000
t_mdip= -0.020
t_mdip= -0.020
T20251125062109
K20251125062108
BLK:13,SNR1: 2.7127 ,SNR2: 5.5328
BLK:13,SNR1: 5.9645 ,SNR2: 15.148
1044-008 2025/11/24 21.38UT TOYOKAWA-KISO
C_peak= 0.256
t_peak= 0.000
t_mdip= 0.000
t_mdip= -0.006
T20251125061157
K20251125061156
BLK: 4,SNR1: 7.6569 ,SNR2: 31.959
BLK: 4,SNR1: 0.37832 ,SNR2: 1.5957
1035-058 2025/11/24 21.23UT TOYOKAWA-KISO
C_peak= 0.116
t_peak= 0.000
t_mdip= -0.440
t_mdip= -0.224
F20251125063214
K20251125063213
BLK:19,SNR1: 1.1712 ,SNR2: 4.2210
BLK:19,SNR1: 4.3873 ,SNR2: 13.508
1055+01 2025/11/24 21.57UT FUJI -KISO
C_peak= 0.225
t_peak= 0.000
t_mdip= -0.010
t_mdip= -0.010
F20251125062110
K20251125062108
BLK:12,SNR1: 0.17857 ,SNR2: 2.4478
BLK:12,SNR1: 7.7485 ,SNR2: 13.543
1044-008 2025/11/24 21.38UT FUJI -KISO
C_peak= 0.249
t_peak= 0.000
t_mdip= 0.020
t_mdip= 0.018
F20251125061158
K20251125061156
BLK: 3,SNR1: 0.13869E-01,SNR2: 2.2130
BLK: 3,SNR1: 3.6722 ,SNR2: 10.875
1035-058 2025/11/24 21.23UT FUJI -KISO
C_peak= 0.216
t_peak= 0.000
t_mdip= -0.010
t_mdip= -0.010
Intensity
Nor. Level
Power
Frequency (Hz)
Cross/Auto Correlation
Time (sec)

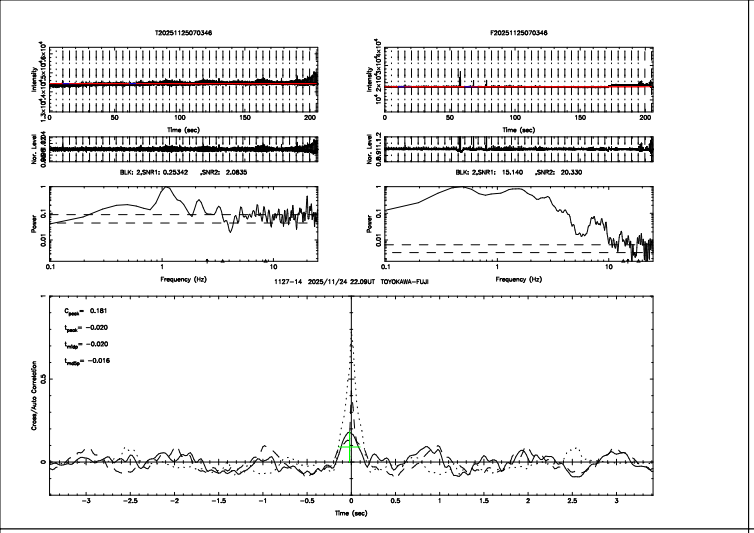
T20251125070346
F20251125070346
BLK: 2,SNR1: 0.25342 ,SNR2: 2.0835
BLK: 2,SNR1: 15.140 ,SNR2: 20.330
1127−14 2025/11/24 22.09UT TOYOKAWA−FUJI
C_peak= 0.181
t_peak= −0.020
t_rise= −0.030
t_fwhp= −0.016
Cross/Auto Correlation
Time (sec)

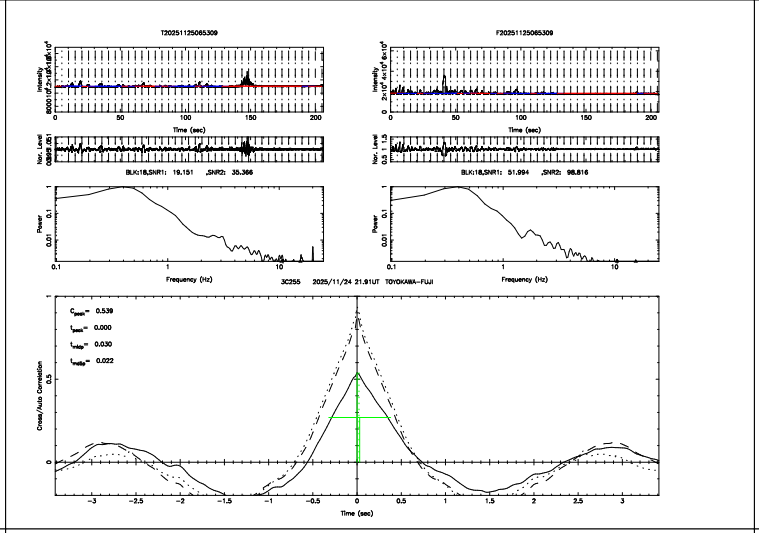
T20251125065309
F20251125065309
BLK:18,SNR1: 19.151 ,SNR2: 35.366
BLK:18,SNR1: 51.994 ,SNR2: 98.816
3C255 2025/11/24 21.91UT TOYOKAWA−FUJI
C_peak= 0.539
t_peak= 0.000
t_rise= 0.030
t_fwhp= 0.022
Cross/Auto Correlation
Time (sec)

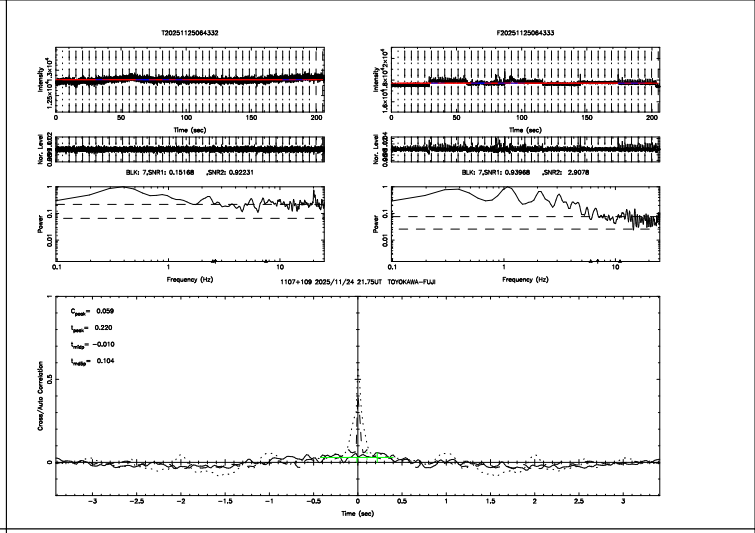
T20251125064332
F20251125064333
BLK: 7,SNR1: 0.15168 ,SNR2: 0.92231
BLK: 7,SNR1: 0.93968 ,SNR2: 2.9078
1107+109 2025/11/24 21.75UT TOYOKAWA−FUJI
C_peak= 0.059
t_peak= 0.220
t_rise= −0.010
t_fwhp= 0.104
Cross/Auto Correlation
Time (sec)

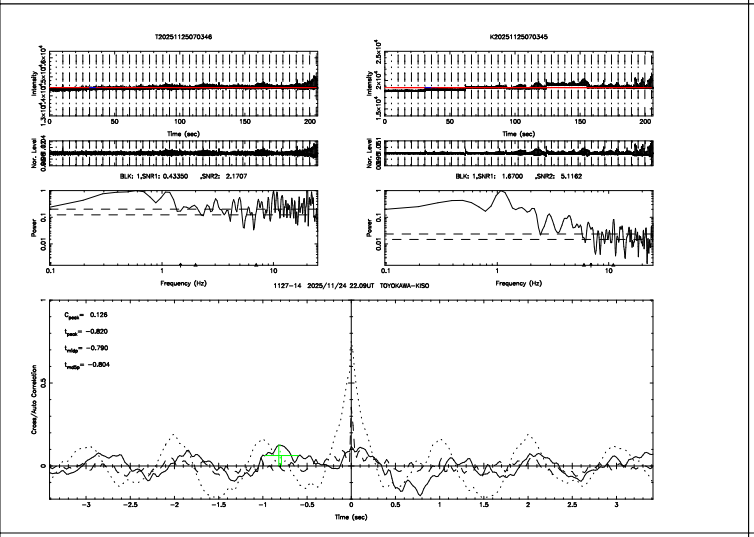
T20251125070346
K20251125070345
BLK: 1,SNR1: 0.43350 ,SNR2: 2.1707
BLK: 1,SNR1: 1.6700 ,SNR2: 5.1162
1127−14 2025/11/24 22.09UT TOYOKAWA−KISO
C_peak= 0.126
t_peak= −0.820
t_rise= −0.790
t_fwhp= −0.804
Cross/Auto Correlation
Time (sec)

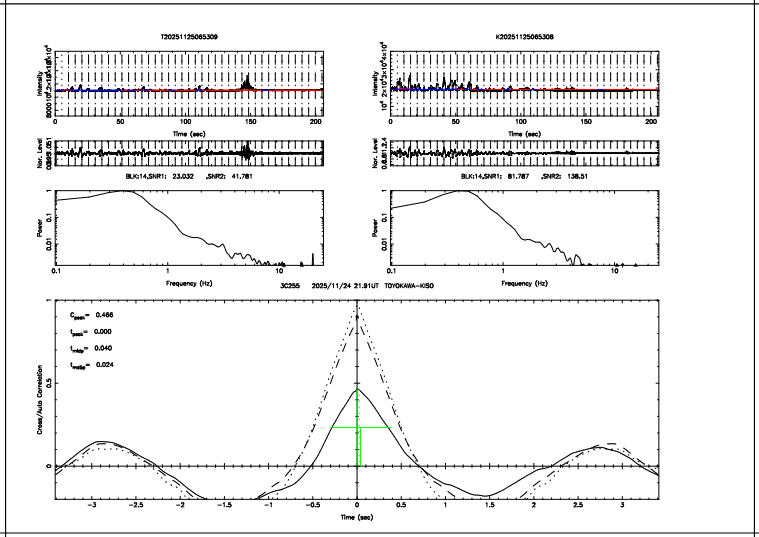
T20251125065309
K20251125065308
BLK:14,SNR1: 23.032 ,SNR2: 41.781
BLK:14,SNR1: 81.787 ,SNR2: 138.51
3C255 2025/11/24 21.91UT TOYOKAWA−KISO
C_peak= 0.466
t_peak= 0.000
t_rise= 0.040
t_fwhp= 0.024
Cross/Auto Correlation
Time (sec)

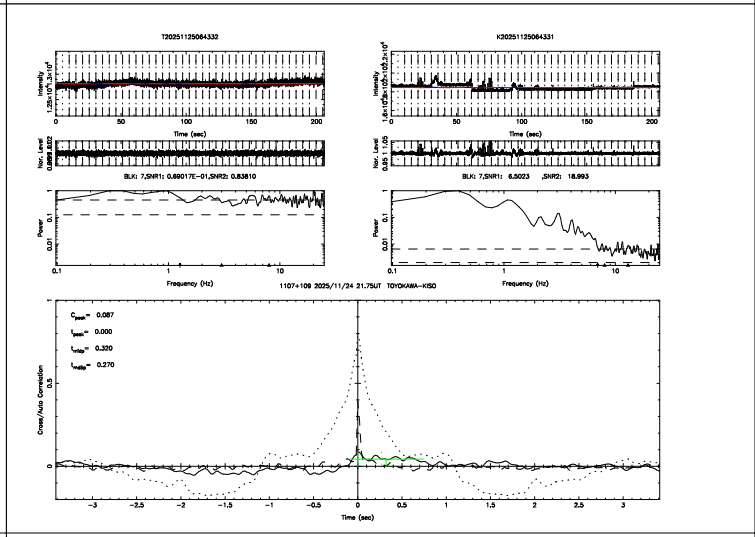
T20251125064332
K20251125064331
BLK: 7,SNR1: 0.69017E−01,SNR2: 0.83810
BLK: 7,SNR1: 6.5023 ,SNR2: 18.993
1107+109 2025/11/24 21.75UT TOYOKAWA−KISO
C_peak= 0.087
t_peak= 0.000
t_rise= 0.320
t_fwhp= 0.270
Cross/Auto Correlation
Time (sec)

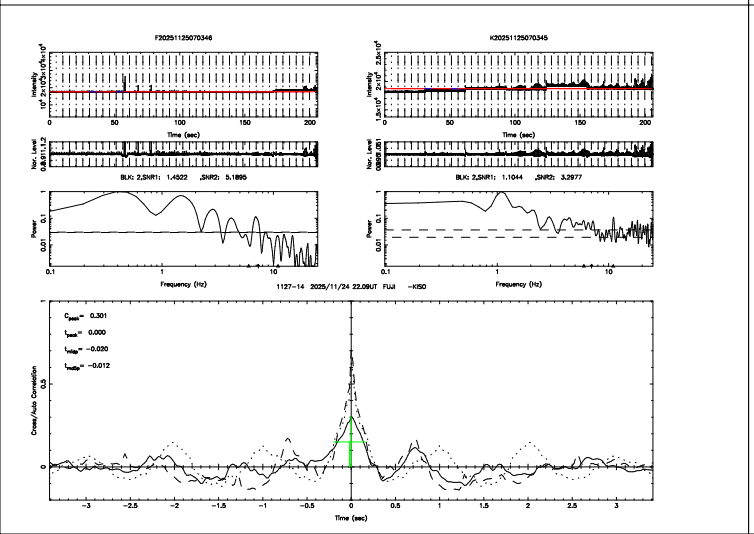
F20251125070346
K20251125070345
BLK: 2,SNR1: 1.4522 ,SNR2: 5.1895
BLK: 2,SNR1: 1.1044 ,SNR2: 3.2977
1127−14 2025/11/24 22.09UT FUJI −KISO
C_peak= 0.301
t_peak= 0.000
t_rise= −0.020
t_fwhp= −0.012
Cross/Auto Correlation
Time (sec)

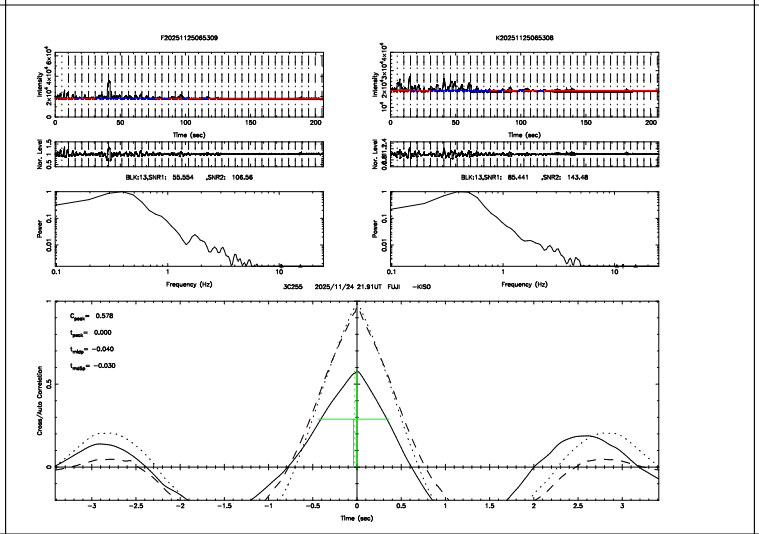
F20251125065309
K20251125065308
BLK:13,SNR1: 55.554 ,SNR2: 106.56
BLK:13,SNR1: 80.441 ,SNR2: 143.48
3C255 2025/11/24 21.91UT FUJI −KISO
C_peak= 0.578
t_peak= 0.000
t_rise= −0.040
t_fwhp= −0.030
Cross/Auto Correlation
Time (sec)

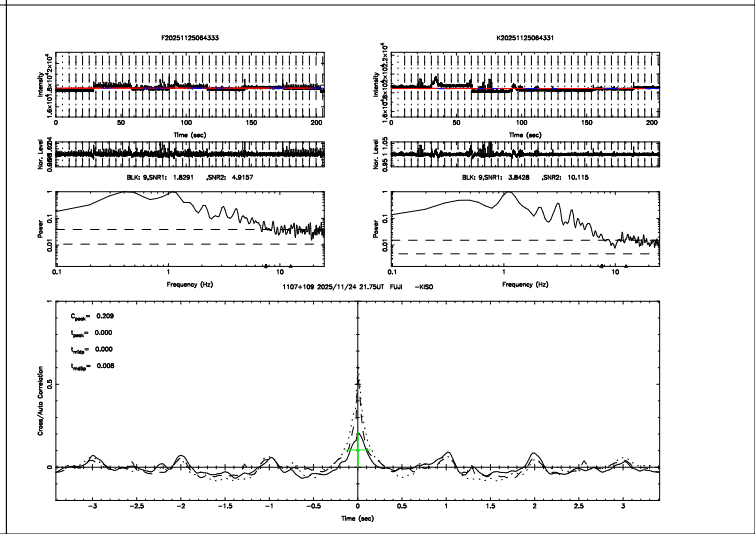
F20251125064333
K20251125064331
BLK: 9,SNR1: 1.8291 ,SNR2: 4.9157
BLK: 9,SNR1: 3.8428 ,SNR2: 10.115
1107+109 2025/11/24 21.75UT FUJI −KISO
C_peak= 0.309
t_peak= 0.000
t_rise= 0.000
t_fwhp= 0.008
Cross/Auto Correlation
Time (sec)

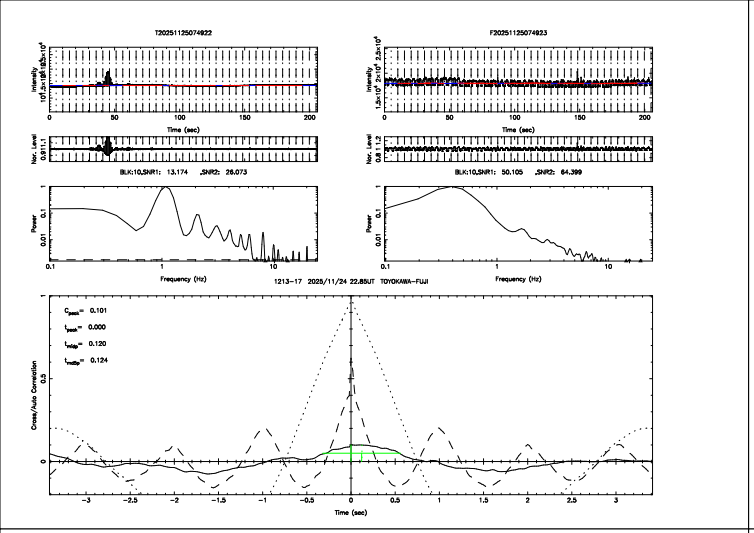
T20251125074922
F20251125074923
BLK:10,SNR1: 13.174 ,SNR2: 26.073
BLK:10,SNR1: 50.105 ,SNR2: 64.399
1213-17 2025/11/24 22.85UT TOYOKAWA-FUJI
Cross/Auto Correlation
Time (sec)
Frequency (Hz)

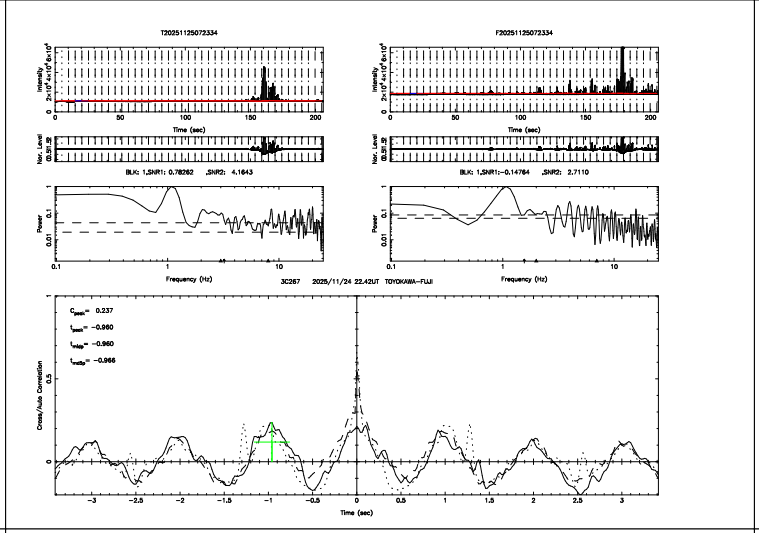
T20251125072334
F20251125072334
BLK: 1,SNR1: 0.78262 ,SNR2: 4.1643
BLK: 1,SNR1:-0.14764 ,SNR2: 2.7110
3C267 2025/11/24 22.42UT TOYOKAWA-FUJI
Cross/Auto Correlation
Time (sec)
Frequency (Hz)

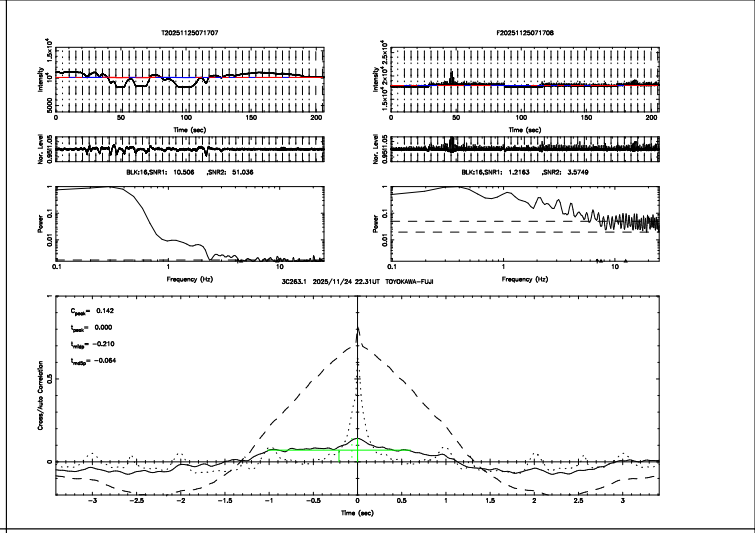
T20251125071707
F20251125071708
BLK16,SNR1: 10.506 ,SNR2: 51.036
BLK16,SNR1: 1.2163 ,SNR2: 3.5749
3C263.1 2025/11/24 22.31UT TOYOKAWA-FUJI
Cross/Auto Correlation
Time (sec)
Frequency (Hz)

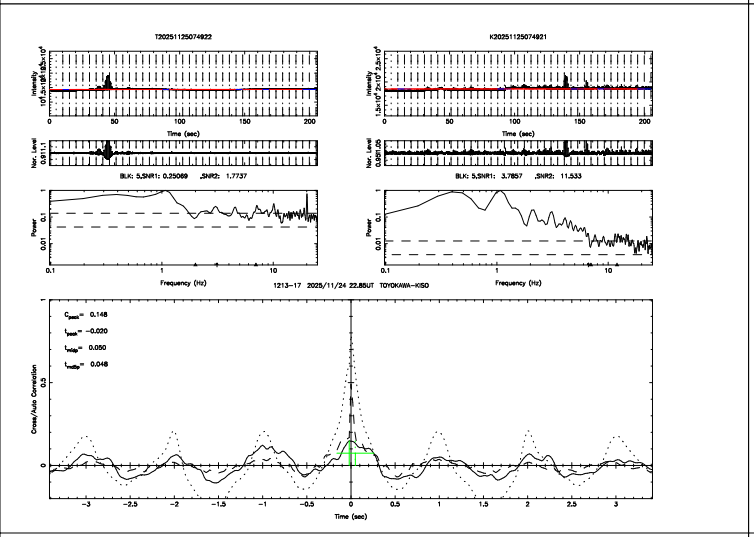
T20251125074922
K20251125074921
BLK: 5,SNR1: 0.25089 ,SNR2: 1.7737
BLK: 5,SNR1: 3.7857 ,SNR2: 11.533
1213-17 2025/11/24 22.85UT TOYOKAWA-KISO
Cross/Auto Correlation
Time (sec)
Frequency (Hz)

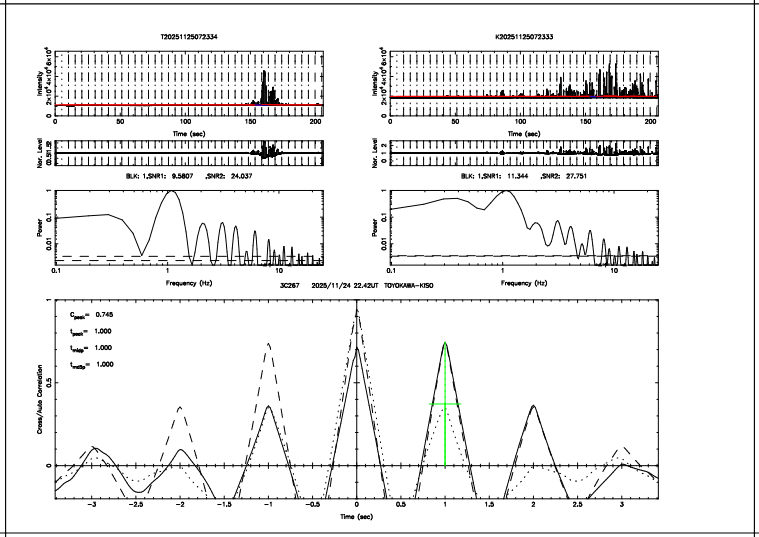
T20251125072334
K20251125072333
BLK: 1,SNR1: 9.5807 ,SNR2: 24.037
BLK: 1,SNR1: 11.344 ,SNR2: 27.751
3C267 2025/11/24 22.42UT TOYOKAWA-KISO
Cross/Auto Correlation
Time (sec)
Frequency (Hz)

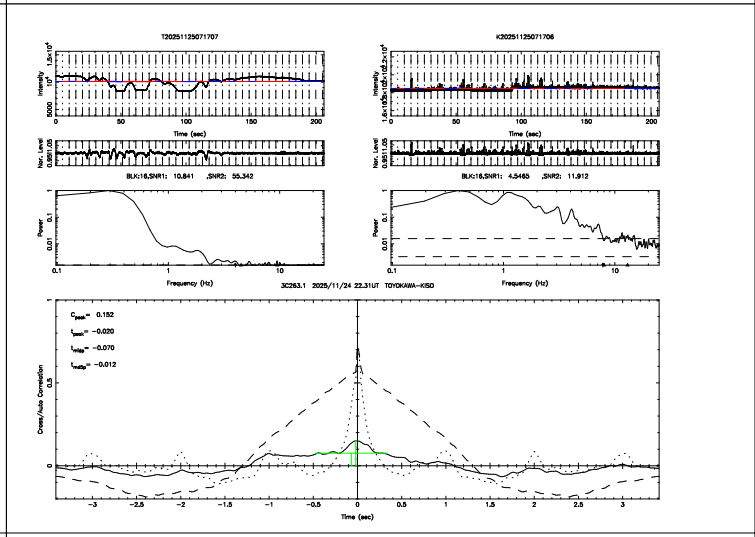
T20251125071707
K20251125071706
BLK16,SNR1: 10.841 ,SNR2: 55.342
BLK16,SNR1: 4.5465 ,SNR2: 11.912
3C263.1 2025/11/24 22.31UT TOYOKAWA-KISO
Cross/Auto Correlation
Time (sec)
Frequency (Hz)

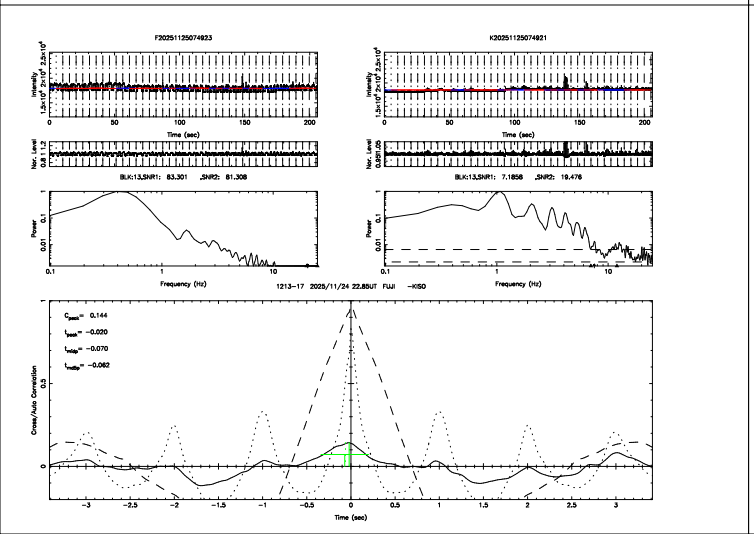
F20251125074923
K20251125074921
BLK:13,SNR1: 63.301 ,SNR2: 81.308
BLK:13,SNR1: 7.1858 ,SNR2: 19.476
1213-17 2025/11/24 22.85UT FUJI -KISO
Cross/Auto Correlation
Time (sec)
Frequency (Hz)

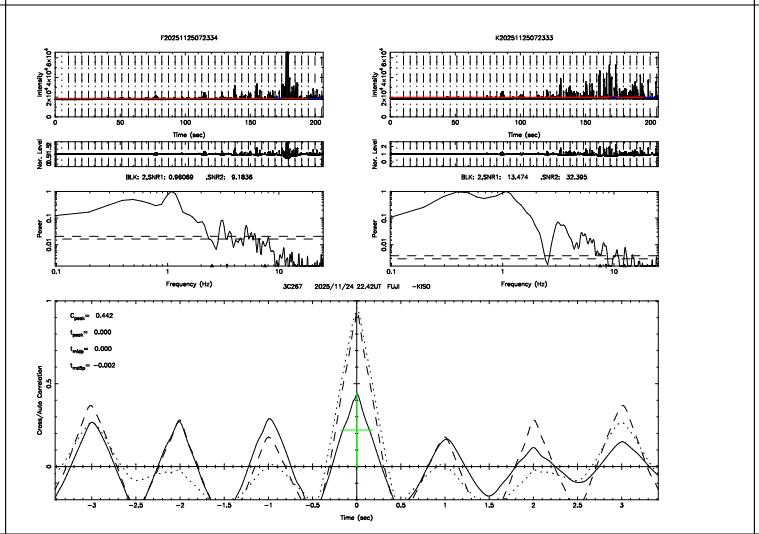
F20251125072334
K20251125072333
BLK: 2,SNR1: 0.96069 ,SNR2: 9.1836
BLK: 2,SNR1: 13.474 ,SNR2: 32.395
3C267 2025/11/24 22.42UT FUJI -KISO
Cross/Auto Correlation
Time (sec)
Frequency (Hz)

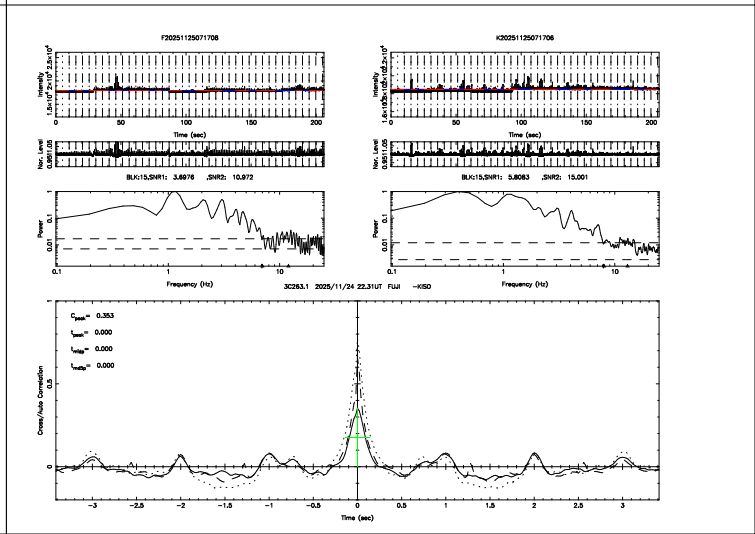
F20251125071708
K20251125071706
BLK15,SNR1: 3.6976 ,SNR2: 10.972
BLK15,SNR1: 5.8083 ,SNR2: 15.001
3C263.1 2025/11/24 22.31UT FUJI -KISO
Cross/Auto Correlation
Time (sec)
Frequency (Hz)

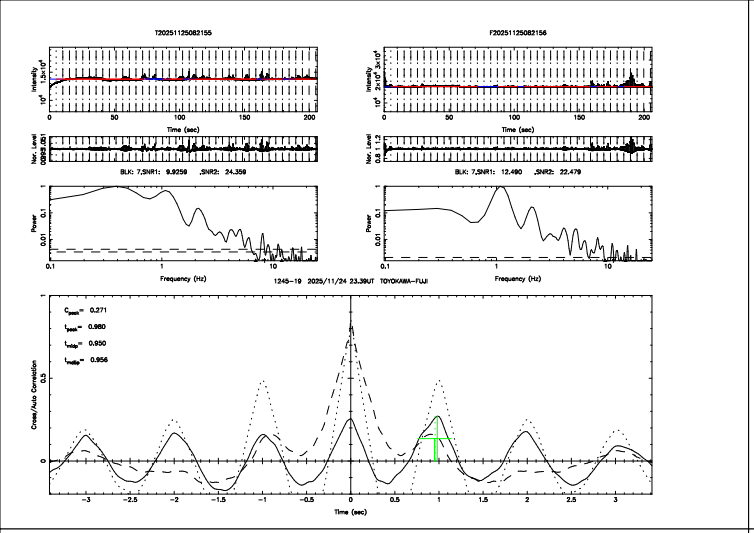
T20251125082155
F20251125082156
BLK: 7,SNR1: 9.9259 ,SNR2: 24.359
BLK: 7,SNR1: 12.490 ,SNR2: 22.479
1245-19 2025/11/24 23.39UT TOYOKAWA-FUJI
C_{peak}= 0.271
t_{peak}= 0.980
t_{ridge}= 0.950
t_{trailg}= 0.956

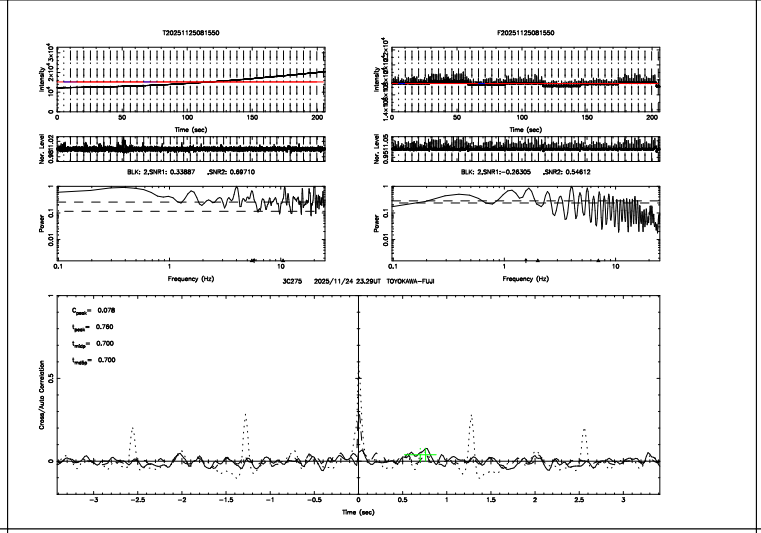
T20251125081550
F20251125081550
BLK: 2,SNR1: 0.33887 ,SNR2: 0.69710
BLK: 2,SNR1:-0.26305 ,SNR2: 0.54612
3C275 2025/11/24 23.29UT TOYOKAWA-FUJI
C_{peak}= 0.078
t_{peak}= 0.780
t_{ridge}= 0.700
t_{trailg}= 0.700

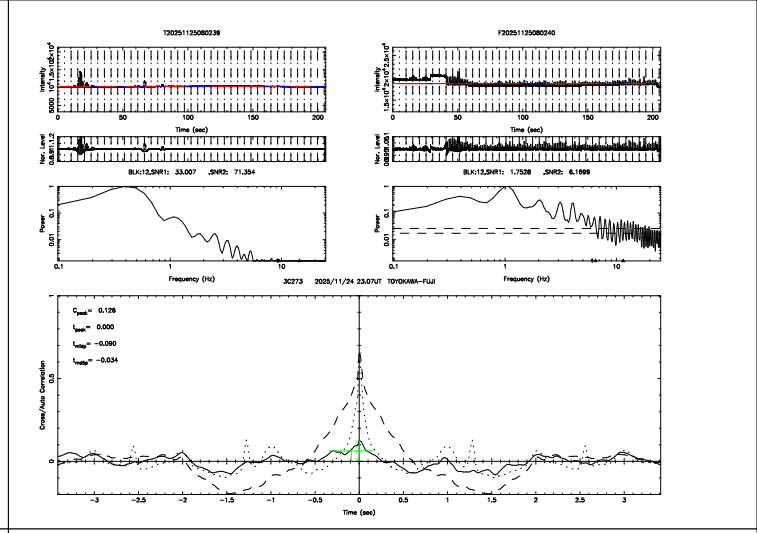
T20251125080239
F20251125080240
BLK:12,SNR1: 33.007 ,SNR2: 71.354
BLK:12,SNR1: 1.7528 ,SNR2: 6.1099
3C273 2025/11/24 23.07UT TOYOKAWA-FUJI
C_{peak}= 0.126
t_{peak}= 0.000
t_{ridge}= −0.090
t_{trailg}= −0.034

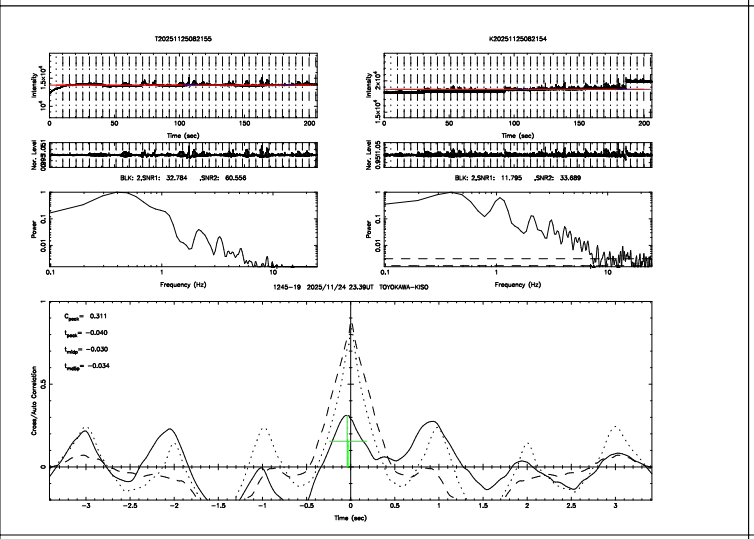
T20251125082155
K20251125082154
BLK: 2,SNR1: 32.784 ,SNR2: 60.556
BLK: 2,SNR1: 11.795 ,SNR2: 33.689
1245-19 2025/11/24 23.39UT TOYOKAWA-KISO
C_{peak}= 0.311
t_{peak}= −0.040
t_{ridge}= −0.030
t_{trailg}= −0.034

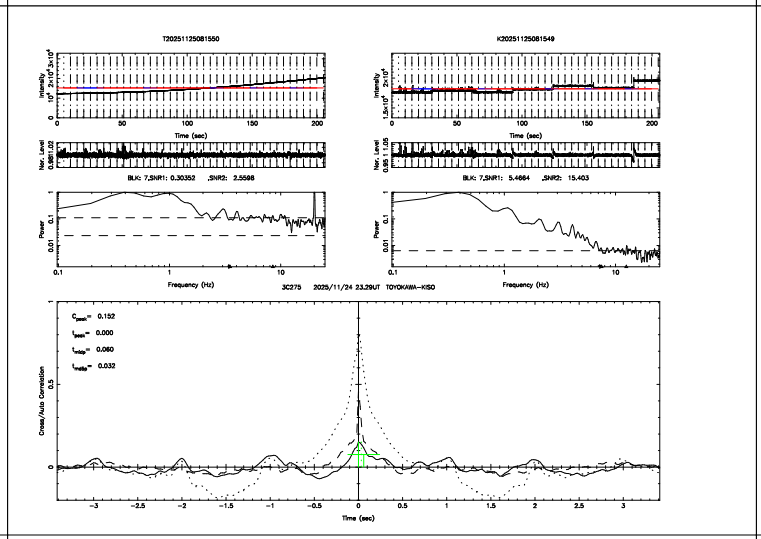
T20251125081550
K20251125081549
BLK: 7,SNR1: 0.30352 ,SNR2: 2.5598
BLK: 7,SNR1: 5.4664 ,SNR2: 15.403
3C275 2025/11/24 23.29UT TOYOKAWA-KISO
C_{peak}= 0.152
t_{peak}= 0.000
t_{ridge}= 0.060
t_{trailg}= −0.032

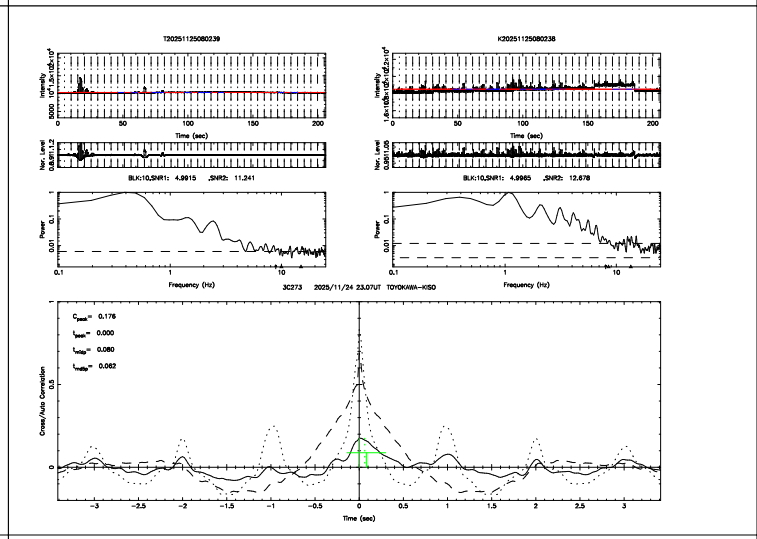
T20251125080239
K20251125080238
BLK:10,SNR1: 4.9915 ,SNR2: 11.241
BLK:10,SNR1: 4.9965 ,SNR2: 12.678
3C273 2025/11/24 23.07UT TOYOKAWA-KISO
C_{peak}= 0.176
t_{peak}= 0.000
t_{ridge}= 0.080
t_{trailg}= 0.062

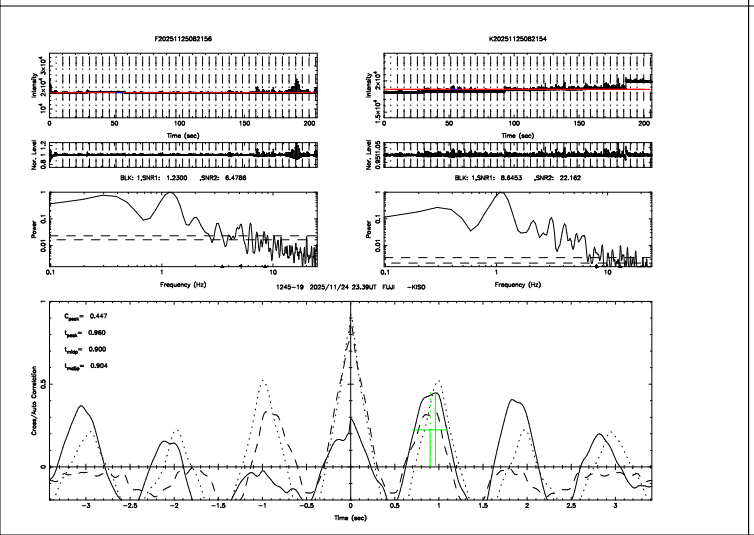
F20251125082156
K20251125082154
BLK: 1,SNR1: 1.2300 ,SNR2: 6.4786
BLK: 1,SNR1: 8.6453 ,SNR2: 22.162
1245-19 2025/11/24 23.39UT FUJI -KISO
C_{peak}= 0.447
t_{peak}= 0.960
t_{ridge}= 0.900
t_{trailg}= 0.904

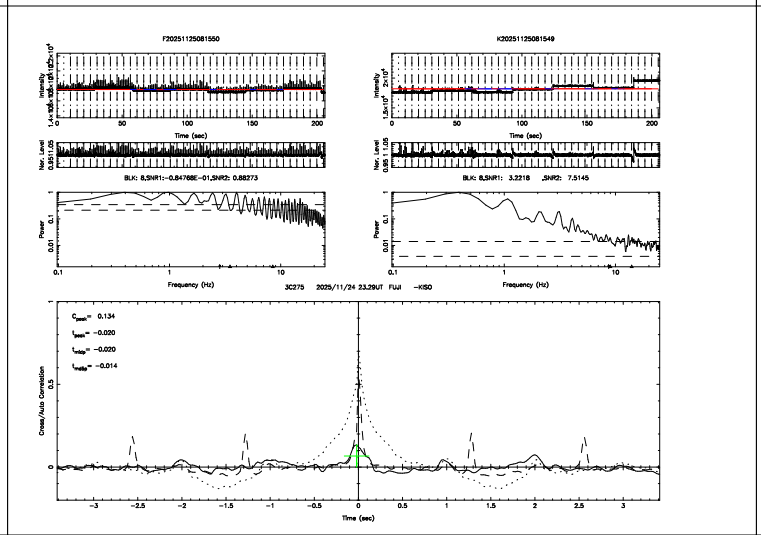
F20251125081550
K20251125081549
BLK: 8,SNR1:-0.84768E-01,SNR2: 0.88273
BLK: 8,SNR1: 3.2218 ,SNR2: 7.5145
3C275 2025/11/24 23.29UT FUJI -KISO
C_{peak}= 0.134
t_{peak}= −0.020
t_{ridge}= −0.020
t_{trailg}= −0.014

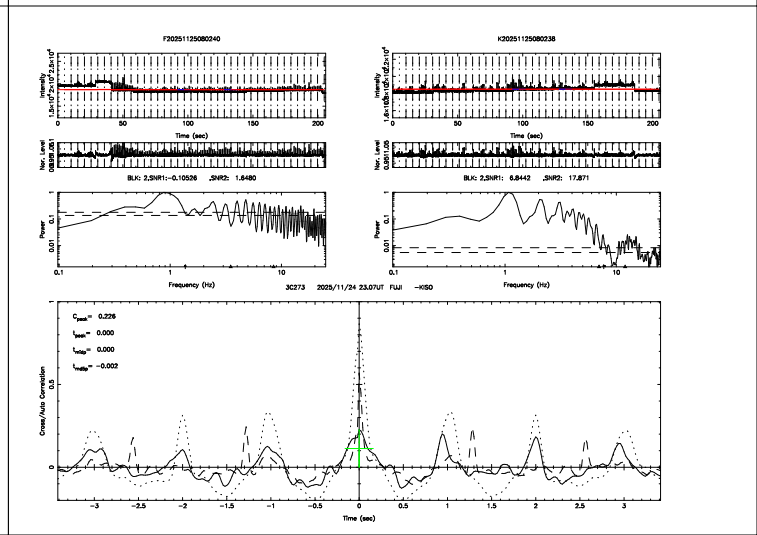
F20251125080240
K20251125080238
BLK: 2,SNR1:-0.10526 ,SNR2: 1.8480
BLK: 2,SNR1: 8.8442 ,SNR2: 17.871
3C273 2025/11/24 23.07UT FUJI -KISO
C_{peak}= 0.226
t_{peak}= 0.000
t_{ridge}= 0.000
t_{trailg}= −0.002

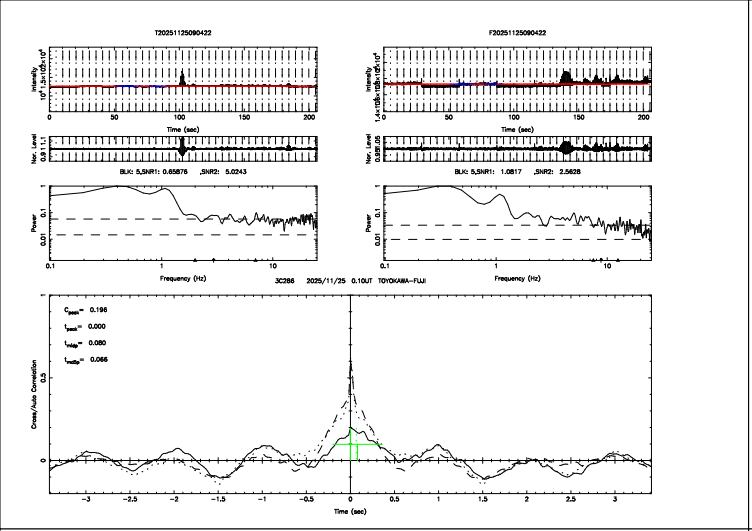
T20251125090422
F20251125090422
BLK: 5,SNR1: 0.65876 ,SNR2: 5.0243
BLK: 5,SNR1: 1.0817 ,SNR2: 2.5628
3C286 2025/11/25 0.10UT TOYOKAWA-FUJI
C_peak= 0.196
t_peak= 0.000
t_rise= 0.080
t_fall= 0.066
Time (sec)
Frequency (Hz)
Cross/Auto Correlation

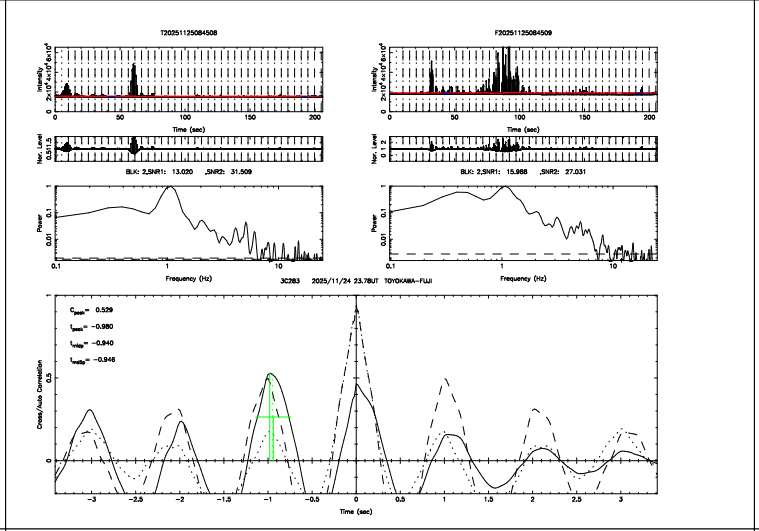
T20251125084508
F20251125084509
BLK: 2,SNR1: 13.020 ,SNR2: 31.509
BLK: 2,SNR1: 15.988 ,SNR2: 27.031
3C283 2025/11/24 23.78UT TOYOKAWA-FUJI
C_peak= 0.529
t_peak= -0.980
t_rise= -0.940
t_fall= -0.946
Time (sec)
Frequency (Hz)
Cross/Auto Correlation

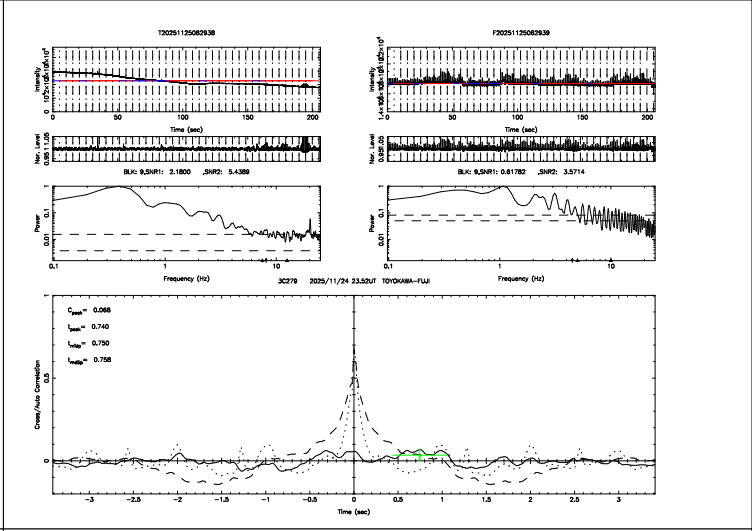
T20251125082938
F20251125082939
BLK: 9,SNR1: 2.1800 ,SNR2: 5.4389
BLK: 9,SNR1: 0.61782 ,SNR2: 3.5714
3C279 2025/11/24 23.52UT TOYOKAWA-FUJI
C_peak= 0.068
t_peak= 0.740
t_rise= 0.750
t_fall= 0.758
Time (sec)
Frequency (Hz)
Cross/Auto Correlation


T20251125090422
KISO
No.Good Data
3C286 2025/11/25 0.10UT TOYOKAWA-KISO
Time (sec)
Frequency (Hz)
Cross/Auto Correlation

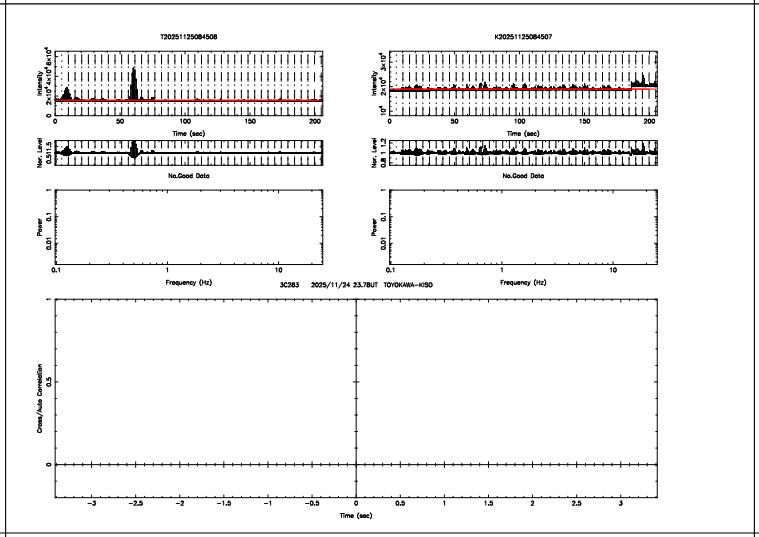
T20251125084508
K20251125084507
No.Good Data
3C283 2025/11/24 23.78UT TOYOKAWA-KISO
Time (sec)
Frequency (Hz)
Cross/Auto Correlation

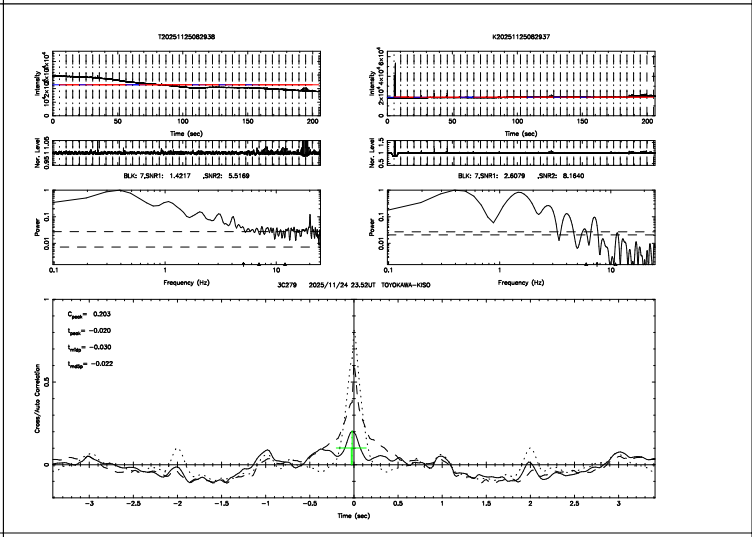
T20251125082938
K20251125082937
BLK: 7,SNR1: 1.4217 ,SNR2: 5.5169
BLK: 7,SNR1: 2.6079 ,SNR2: 8.1640
3C279 2025/11/24 23.52UT TOYOKAWA-KISO
C_peak= 0.203
t_peak= -0.020
t_rise= -0.030
t_fall= -0.022
Time (sec)
Frequency (Hz)
Cross/Auto Correlation

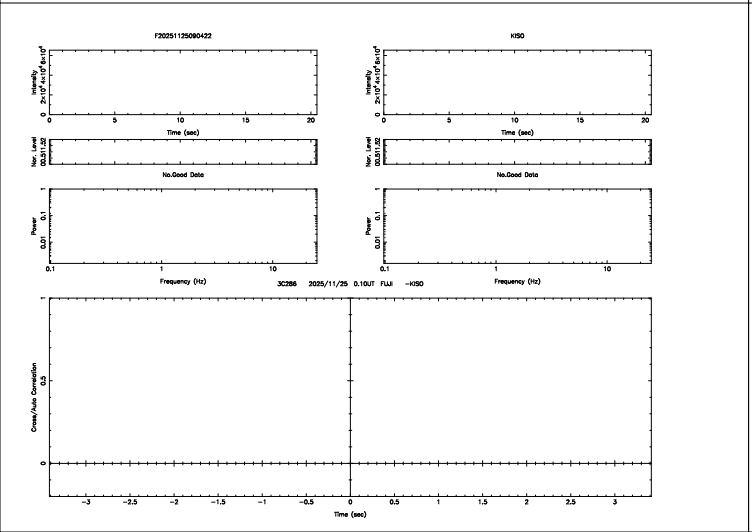
F20251125090422
KISO
No.Good Data
3C286 2025/11/25 0.10UT FUJI -KISO
Time (sec)
Frequency (Hz)
Cross/Auto Correlation

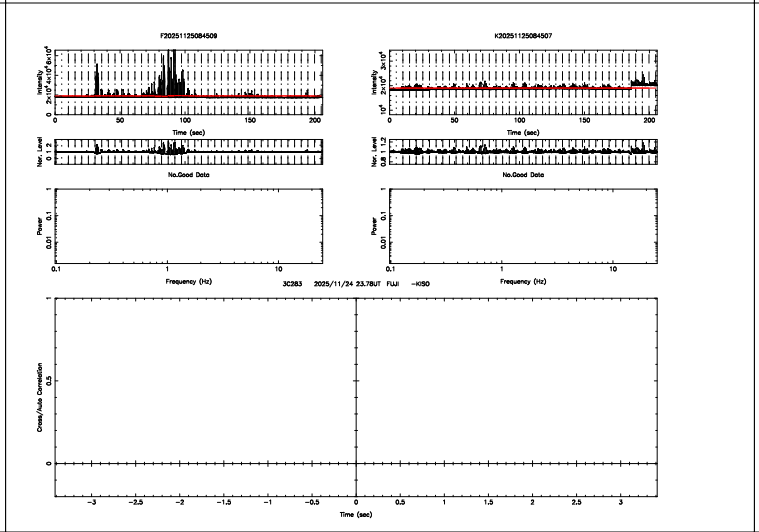
F20251125084508
K20251125084507
No.Good Data
3C283 2025/11/24 23.78UT FUJI -KISO
Time (sec)
Frequency (Hz)
Cross/Auto Correlation

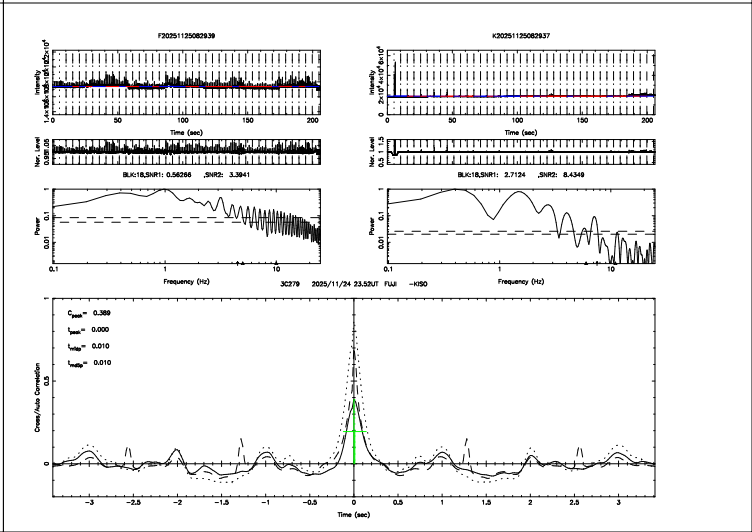
F20251125082939
K20251125082937
BLK:18,SNR1: 0.56266 ,SNR2: 3.3941
BLK:18,SNR1: 2.7124 ,SNR2: 8.4349
3C279 2025/11/24 23.52UT FUJI -KISO
C_peak= 0.389
t_peak= 0.000
t_rise= 0.010
t_fall= 0.010
Time (sec)
Frequency (Hz)
Cross/Auto Correlation

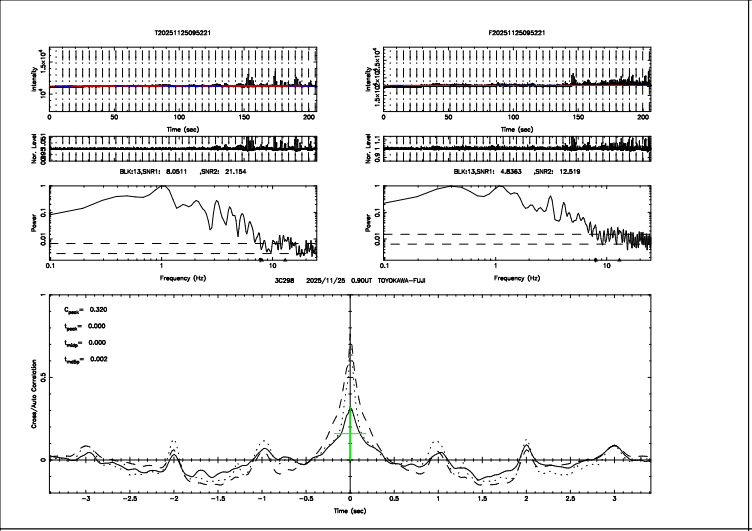
T20251125095221
F20251125095221
BLK13,SNR1: 8.0511 ,SNR2: 21.154
BLK13,SNR1: 4.8363 ,SNR2: 12.519
3C298 2025/11/25 0.90UT TOYOKAWA-FUJI
Cpeak= 0.320
tpeak= 0.000
tmidp= 0.000
tmidy= 0.002
Time (sec)
Frequency (Hz)
Cross/Auto Correlation

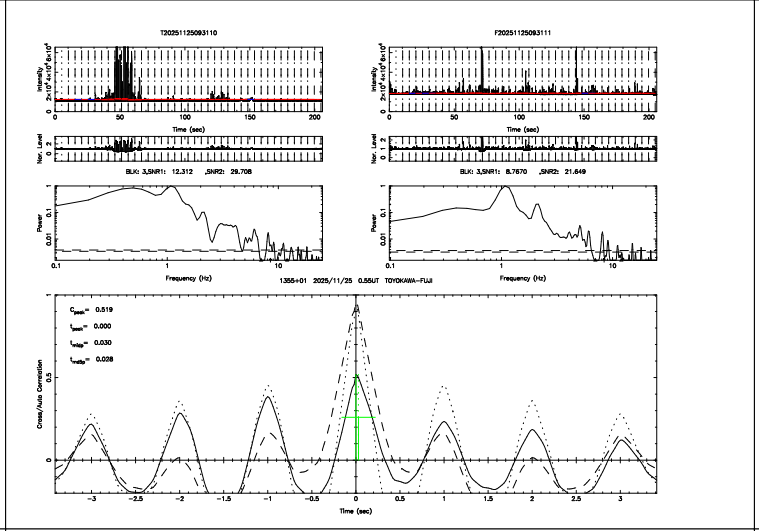
T20251125093110
F20251125093111
BLK: 3,SNR1: 12.312 ,SNR2: 29.708
BLK: 3,SNR1: 8.7670 ,SNR2: 21.649
1355+01 2025/11/25 0.55UT TOYOKAWA-FUJI
Cpeak= 0.519
tpeak= 0.000
tmidp= 0.030
tmidy= 0.028
Time (sec)
Frequency (Hz)
Cross/Auto Correlation

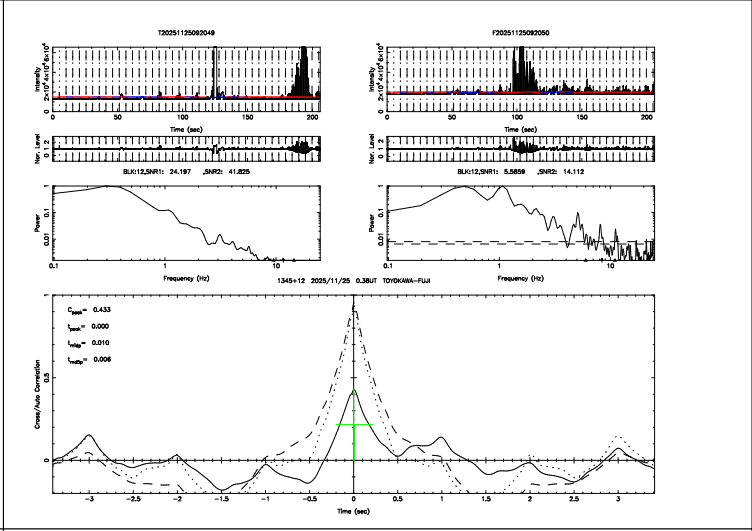
T20251125093049
F20251125093050
BLK12,SNR1: 24.197 ,SNR2: 41.825
BLK12,SNR1: 5.5859 ,SNR2: 14.112
1345+12 2025/11/25 0.38UT TOYOKAWA-FUJI
Cpeak= 0.433
tpeak= 0.000
tmidp= 0.010
tmidy= 0.006
Time (sec)
Frequency (Hz)
Cross/Auto Correlation

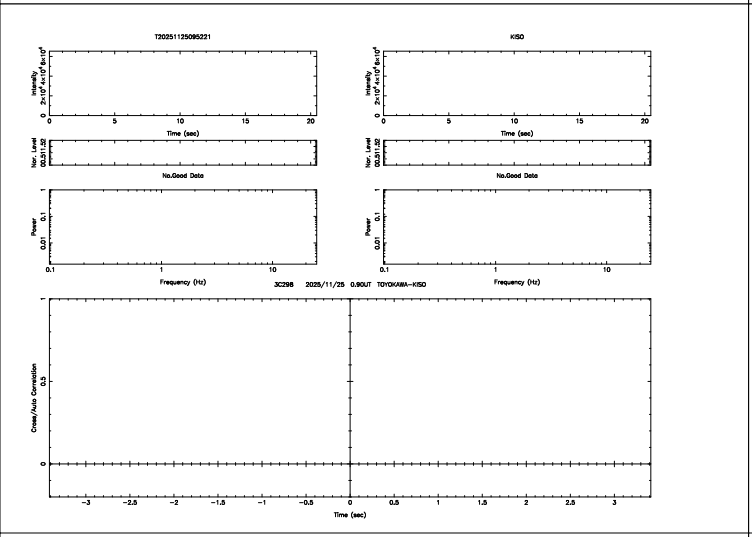
T20251125095221
KISO
No.Good Data
3C298 2025/11/25 0.90UT TOYOKAWA-KISO
Time (sec)
Frequency (Hz)
Cross/Auto Correlation


T20251125093110
KISO
No.Good Data
1355+01 2025/11/25 0.55UT TOYOKAWA-KISO
Time (sec)
Frequency (Hz)
Cross/Auto Correlation

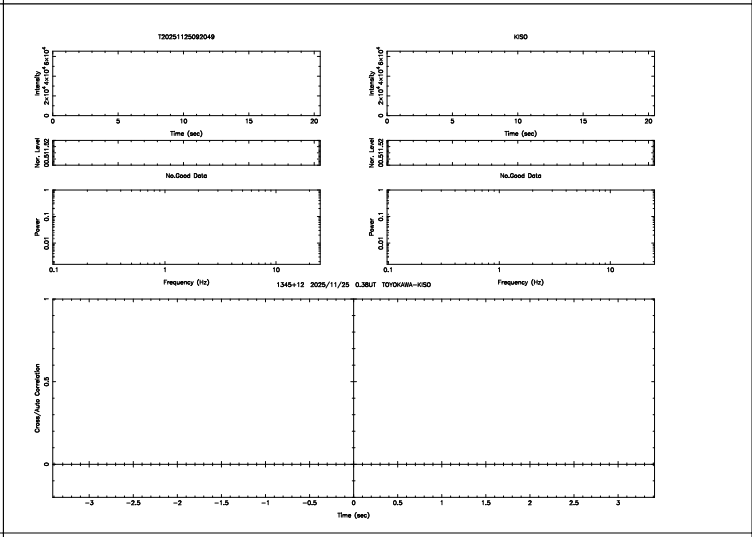
T20251125093049
KISO
No.Good Data
1345+12 2025/11/25 0.38UT TOYOKAWA-KISO
Time (sec)
Frequency (Hz)
Cross/Auto Correlation

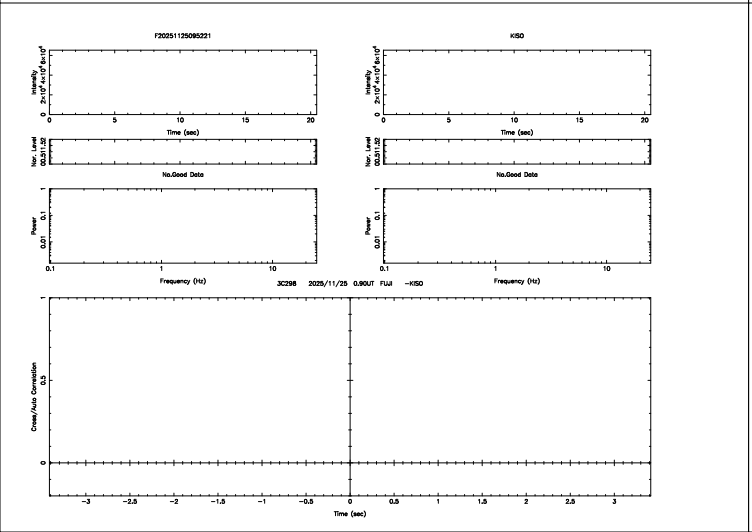
F20251125095221
KISO
No.Good Data
3C298 2025/11/25 0.90UT FUJI -KISO
Time (sec)
Frequency (Hz)
Cross/Auto Correlation

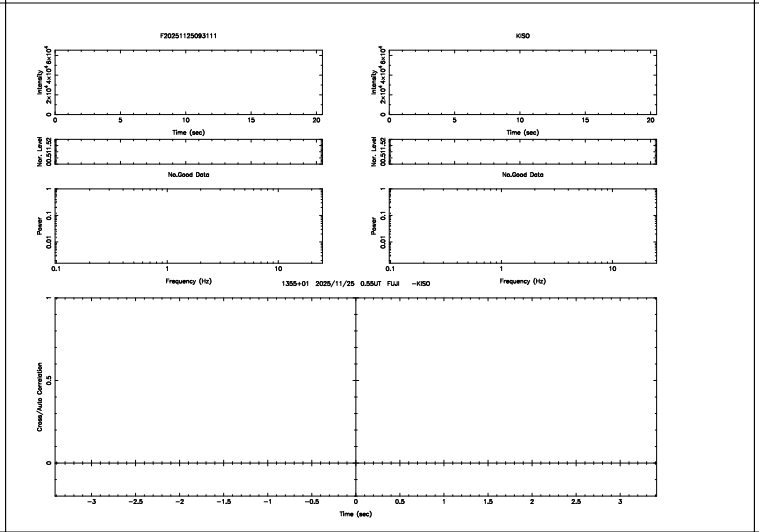
F20251125093111
KISO
No.Good Data
1355+01 2025/11/25 0.55UT FUJI -KISO
Time (sec)
Frequency (Hz)
Cross/Auto Correlation

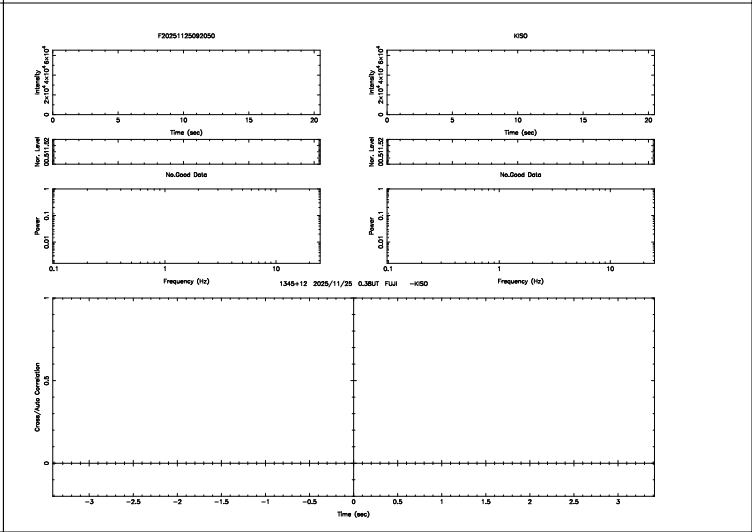
F20251125093050
KISO
No.Good Data
1345+12 2025/11/25 0.38UT FUJI -KISO
Time (sec)
Frequency (Hz)
Cross/Auto Correlation

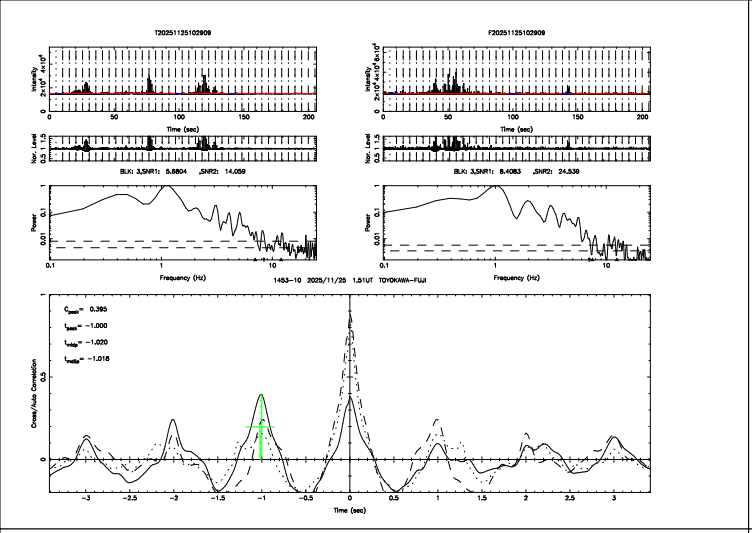
T20251125102909
F20251125102909
BLK: 3,SNR1: 5.6804 ,SNR2: 14.059
BLK: 3,SNR1: 8.4083 ,SNR2: 24.539
1453-10 2025/11/25 1.51UT TOYOKAWA-FUJI
C_peak= 0.395
t_peak= -1.000
t_rise= -1.020
t_fall= -1.018
Intensity
Nor. Level
Power
Cross/Auto Correlation
Time (sec)
Frequency (Hz)

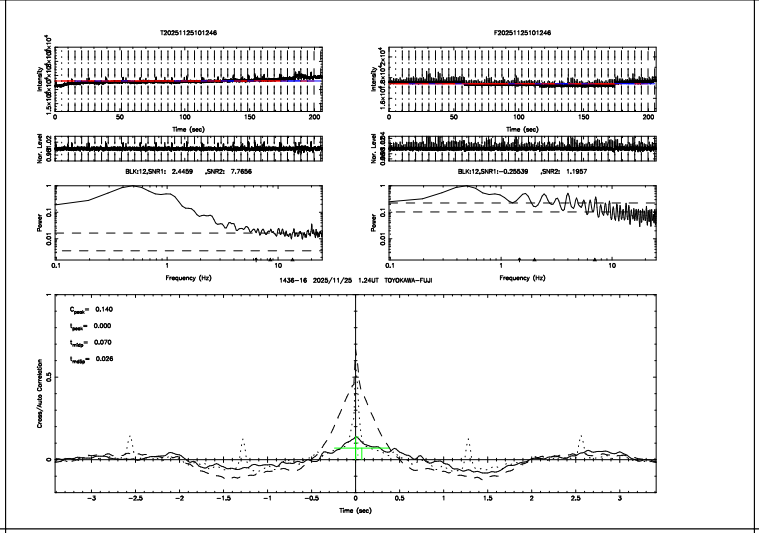
T20251125101246
F20251125101246
BLK:12,SNR1: 2.4459 ,SNR2: 7.7656
BLK:12,SNR1:-0.25539 ,SNR2: 1.1957
1436-16 2025/11/25 1.24UT TOYOKAWA-FUJI
C_peak= 0.140
t_peak= 0.000
t_rise= 0.070
t_fall= 0.026
Intensity
Nor. Level
Power
Cross/Auto Correlation
Time (sec)
Frequency (Hz)

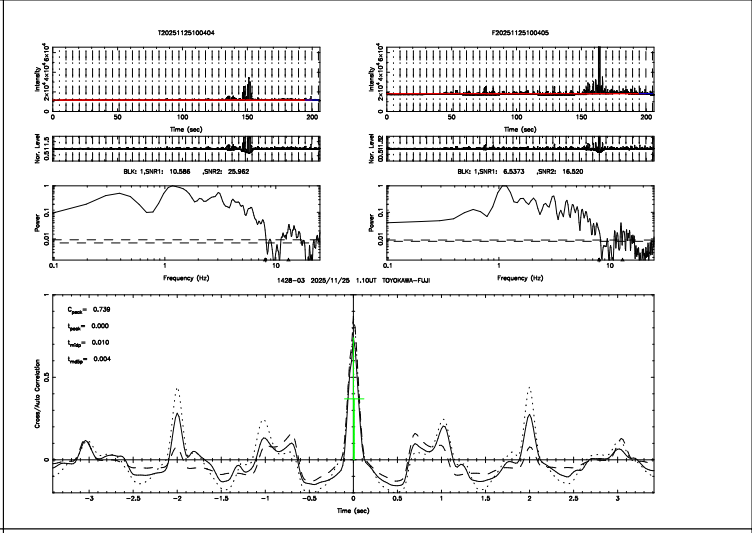
T20251125100404
F20251125100405
BLK: 1,SNR1: 10.586 ,SNR2: 25.962
BLK: 1,SNR1: 6.5373 ,SNR2: 16.820
1428-03 2025/11/25 1.10UT TOYOKAWA-FUJI
C_peak= 0.739
t_peak= 0.000
t_rise= 0.010
t_fall= 0.004
Intensity
Nor. Level
Power
Cross/Auto Correlation
Time (sec)
Frequency (Hz)

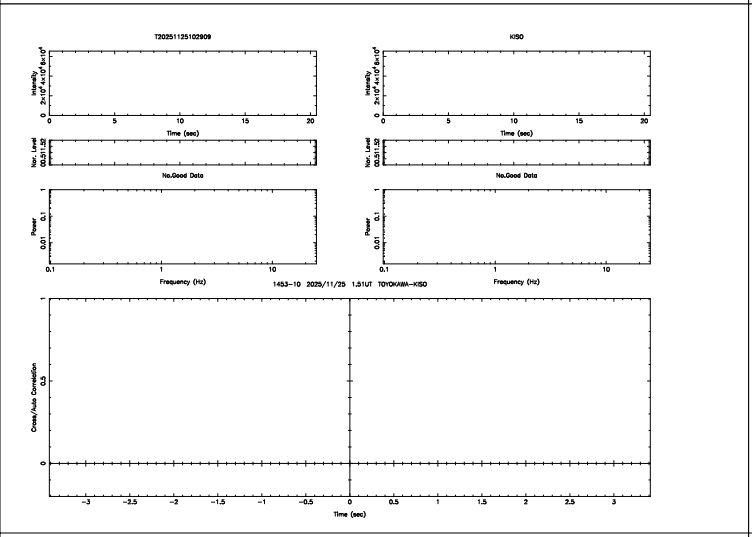
T20251125102909
KISO
No.Good Data
1453-10 2025/11/25 1.51UT TOYOKAWA-KISO
Intensity
Nor. Level
Power
Cross/Auto Correlation
Time (sec)
Frequency (Hz)

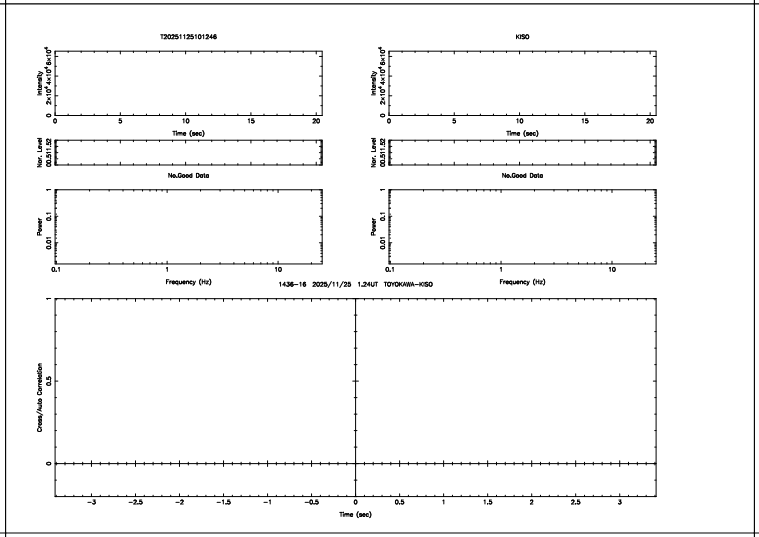
T20251125101246
KISO
No.Good Data
1436-16 2025/11/25 1.24UT TOYOKAWA-KISO
Intensity
Nor. Level
Power
Cross/Auto Correlation
Time (sec)
Frequency (Hz)

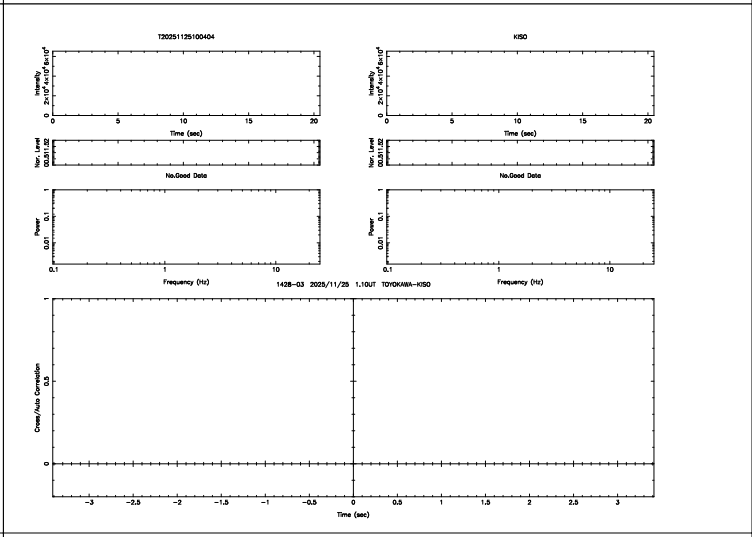
T20251125100404
KISO
No.Good Data
1428-03 2025/11/25 1.10UT TOYOKAWA-KISO
Intensity
Nor. Level
Power
Cross/Auto Correlation
Time (sec)
Frequency (Hz)

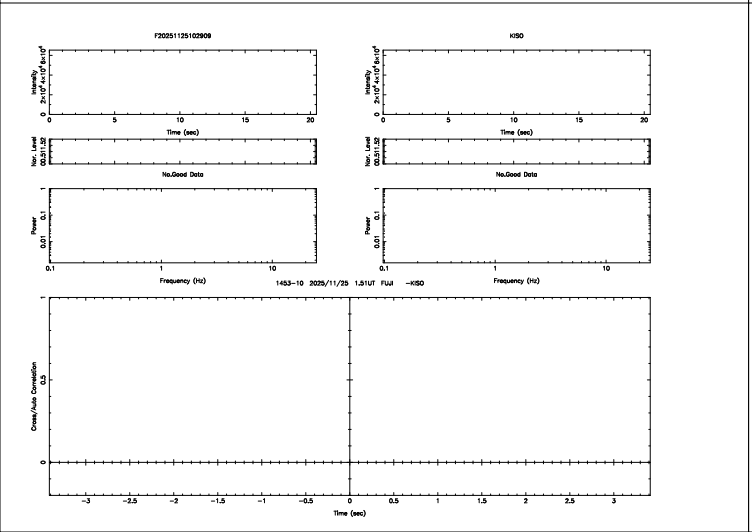
F20251125102909
KISO
No.Good Data
1453-10 2025/11/25 1.51UT FUJI -KISO
Intensity
Nor. Level
Power
Cross/Auto Correlation
Time (sec)
Frequency (Hz)

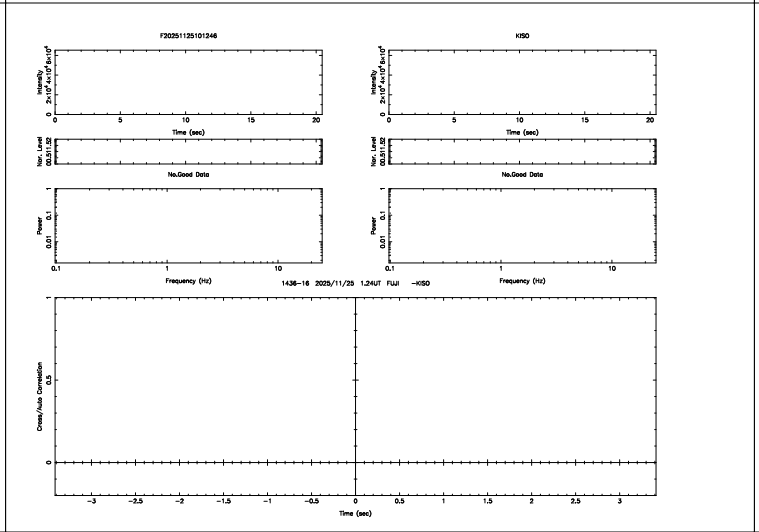
F20251125101246
KISO
No.Good Data
1436-16 2025/11/25 1.24UT FUJI -KISO
Intensity
Nor. Level
Power
Cross/Auto Correlation
Time (sec)
Frequency (Hz)

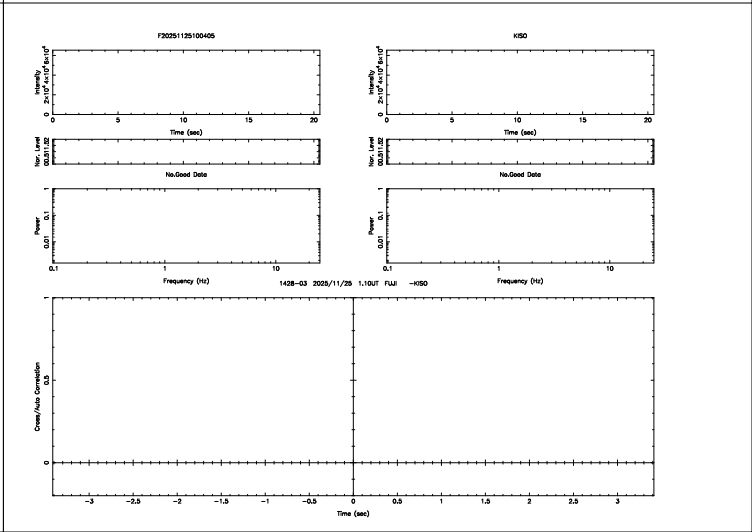
F20251125100405
KISO
No.Good Data
1428-03 2025/11/25 1.10UT FUJI -KISO
Intensity
Nor. Level
Power
Cross/Auto Correlation
Time (sec)
Frequency (Hz)

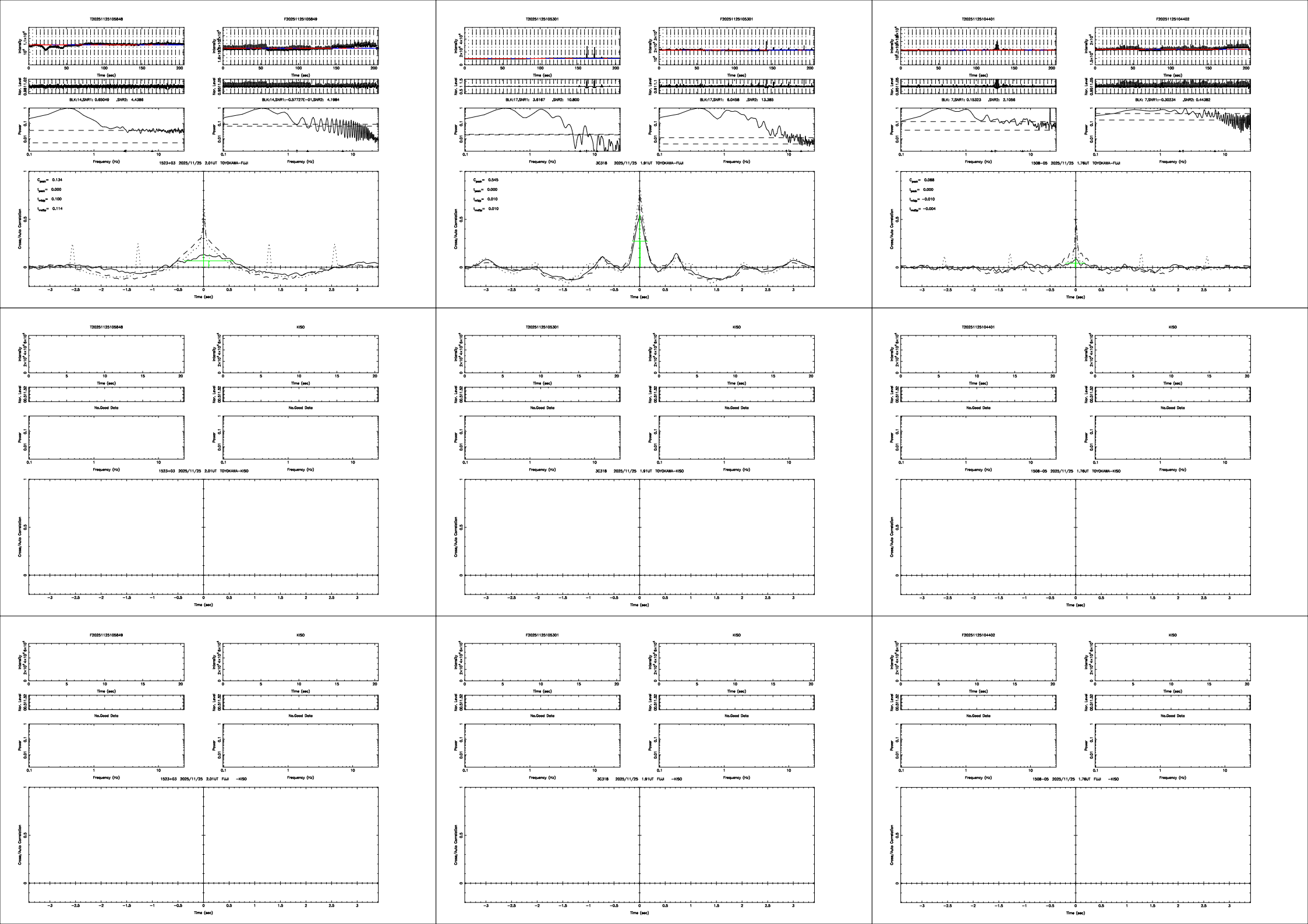
T20251125105848
F20251125105849
BLK:14,SNR1: 0.65049 ,SNR2: 4.4386
BLK:14,SNR1:-0.57727E-01,SNR2: 4.1984
1523+03 2025/11/25 2.01UT TOYOKAWA-FUJI
T20251125105301
F20251125105301
BLK:17,SNR1: 3.6167 ,SNR2: 10.800
BLK:17,SNR1: 6.0458 ,SNR2: 13.385
3C318 2025/11/25 1.91UT TOYOKAWA-FUJI
T20251125104401
F20251125104402
BLK: 7,SNR1: 0.15323 ,SNR2: 2.1056
BLK: 7,SNR1:-0.30234 ,SNR2: 0.44382
1508-05 2025/11/25 1.76UT TOYOKAWA-FUJI
KISO
No.Good Data
1523+03 2025/11/25 2.01UT TOYOKAWA-KISO
3C318 2025/11/25 1.91UT TOYOKAWA-KISO
1508-05 2025/11/25 1.76UT TOYOKAWA-KISO
1523+03 2025/11/25 2.01UT FUJI -KISO
3C318 2025/11/25 1.91UT FUJI -KISO
1508-05 2025/11/25 1.76UT FUJI -KISO
Intensity
Time (sec)
Nor. Level
Power
Frequency (Hz)
Cross/Auto Correlation

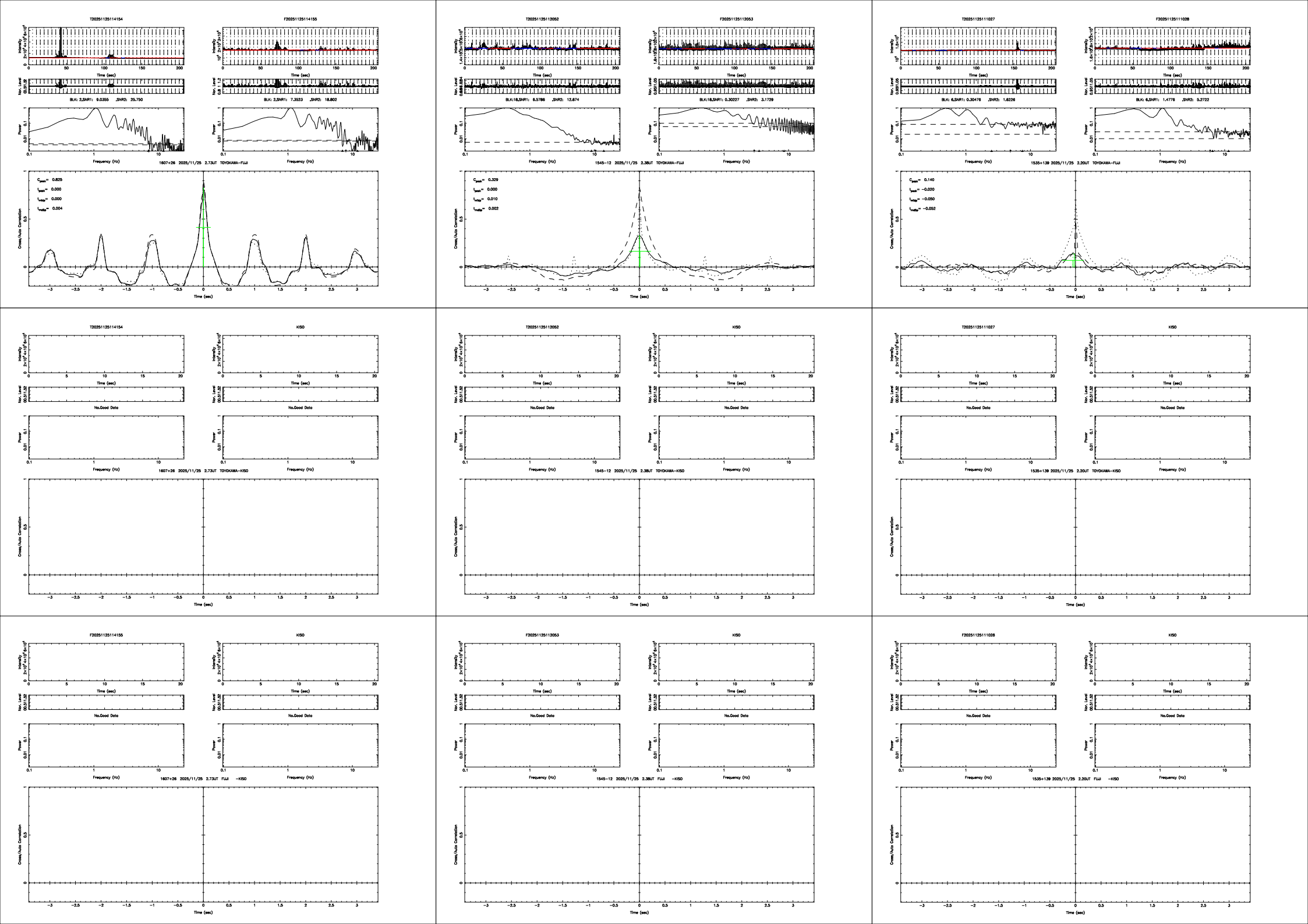
T20251125114154
F20251125114155
BLK: 2,SNR1: 9.0355 ,SNR2: 25.750
BLK: 2,SNR1: 7.3523 ,SNR2: 18.802
1607+26 2025/11/25 2.73UT TOYOKAWA-FUJI
T20251125112052
F20251125112053
BLK:18,SNR1: 6.5786 ,SNR2: 12.674
BLK:18,SNR1: 0.30227 ,SNR2: 3.1729
1545-12 2025/11/25 2.38UT TOYOKAWA-FUJI
T20251125111027
F20251125111028
BLK: 6,SNR1: 0.30476 ,SNR2: 1.6226
BLK: 6,SNR1: 1.4776 ,SNR2: 5.2722
1535+139 2025/11/25 2.20UT TOYOKAWA-FUJI
T20251125114154
KISO
1607+26 2025/11/25 2.73UT TOYOKAWA-KISO
T20251125112052
KISO
1545-12 2025/11/25 2.38UT TOYOKAWA-KISO
T20251125111027
KISO
1535+139 2025/11/25 2.20UT TOYOKAWA-KISO
F20251125114155
KISO
1607+26 2025/11/25 2.73UT FUJI -KISO
F20251125112053
KISO
1545-12 2025/11/25 2.38UT FUJI -KISO
F20251125111028
KISO
1535+139 2025/11/25 2.20UT FUJI -KISO
Intensity
Time (sec)
Nor. Level
Power
Frequency (Hz)
Cross/Auto Correlation
No.Good Data

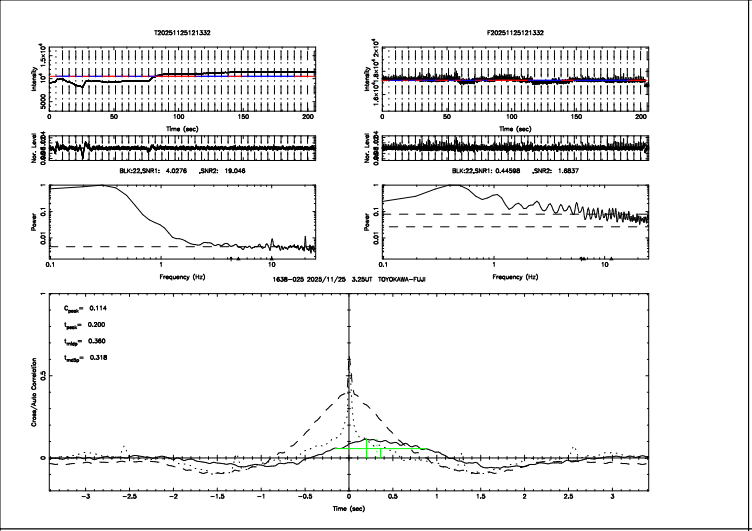
T20251125121332
F20251125121332
BLK:22,SNR1: 4.0276 ,SNR2: 19.046
BLK:22,SNR1: 0.44588 ,SNR2: 1.6837
1638-025 2025/11/25 3.25UT TOYOKAWA-FUJI
C_peak= 0.114
t_peak= 0.200
t_rise= 0.360
t_fall= 0.318

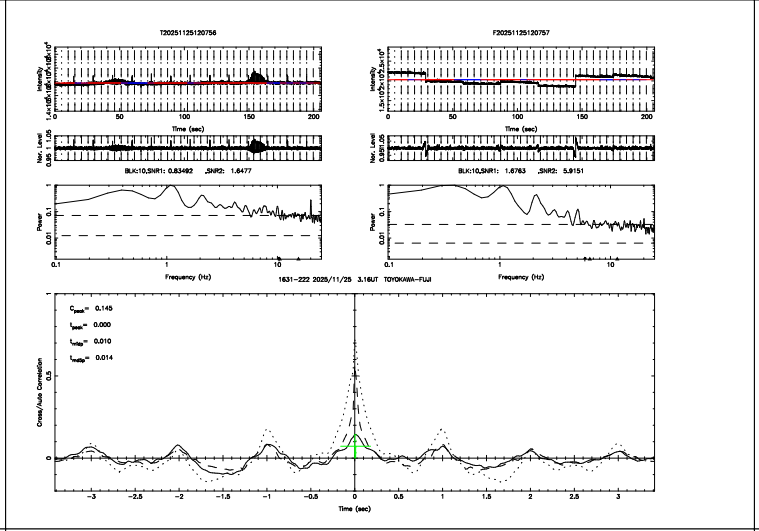
T20251125120756
F20251125120757
BLK:10,SNR1: 0.83492 ,SNR2: 1.6477
BLK:10,SNR1: 1.6763 ,SNR2: 5.9151
1631-222 2025/11/25 3.16UT TOYOKAWA-FUJI
C_peak= 0.145
t_peak= 0.000
t_rise= 0.010
t_fall= 0.014

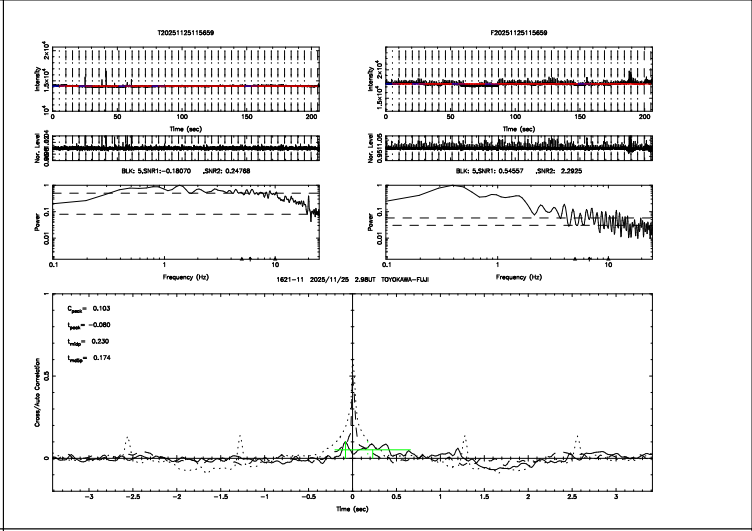
T20251125115659
F20251125115659
BLK: 5,SNR1:-0.18070 ,SNR2: 0.24788
BLK: 5,SNR1: 0.54557 ,SNR2: 2.2925
1621-11 2025/11/25 2.98UT TOYOKAWA-FUJI
C_peak= 0.103
t_peak= -0.080
t_rise= 0.230
t_fall= 0.174

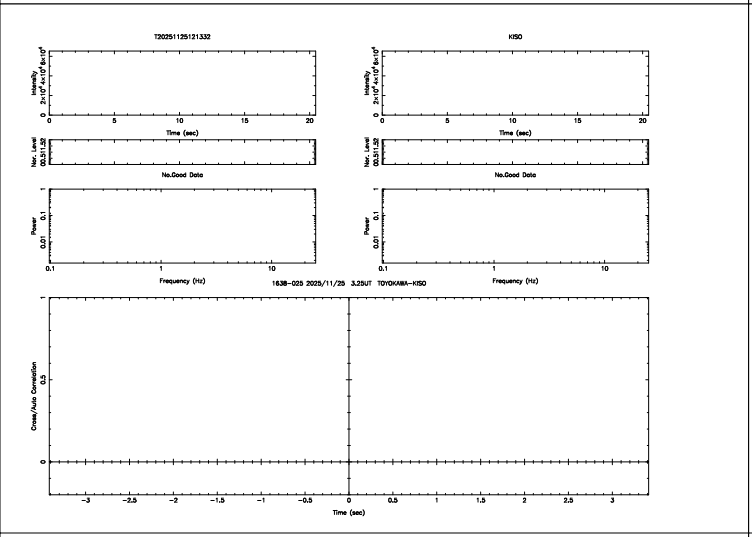
T20251125121332
KISO
No.Good Data
1638-025 2025/11/25 3.25UT TOYOKAWA-KISO

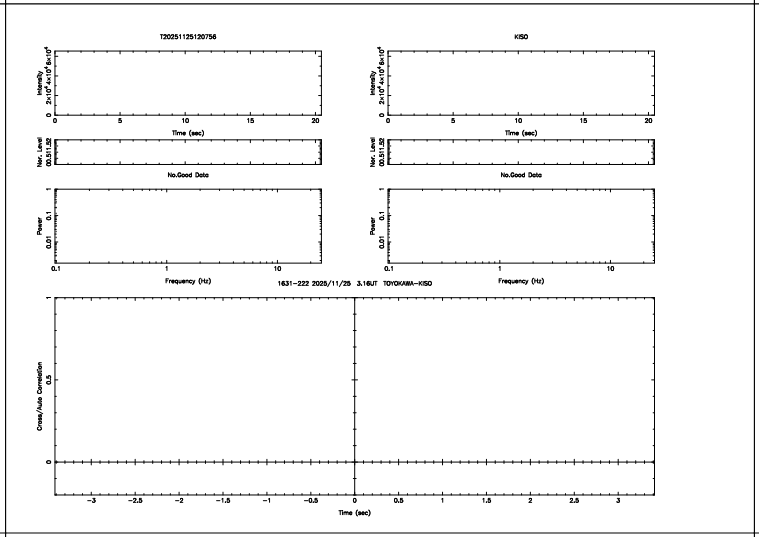
T20251125120756
KISO
No.Good Data
1631-222 2025/11/25 3.16UT TOYOKAWA-KISO

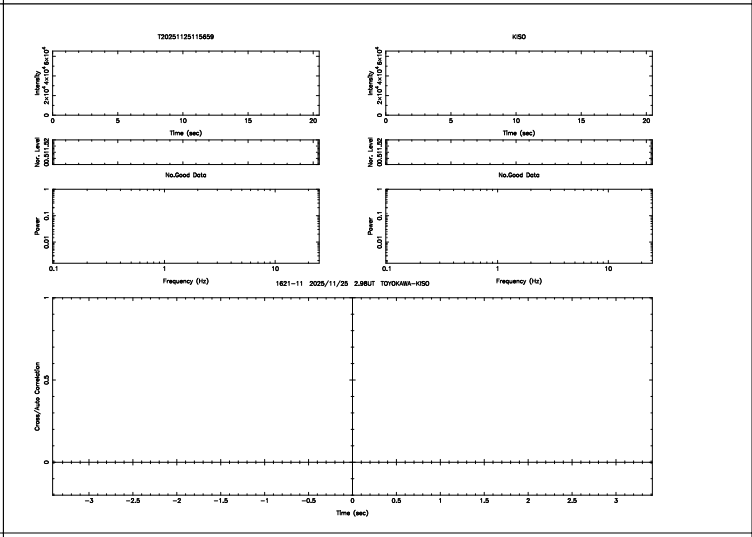
T20251125115659
KISO
No.Good Data
1621-11 2025/11/25 2.98UT TOYOKAWA-KISO

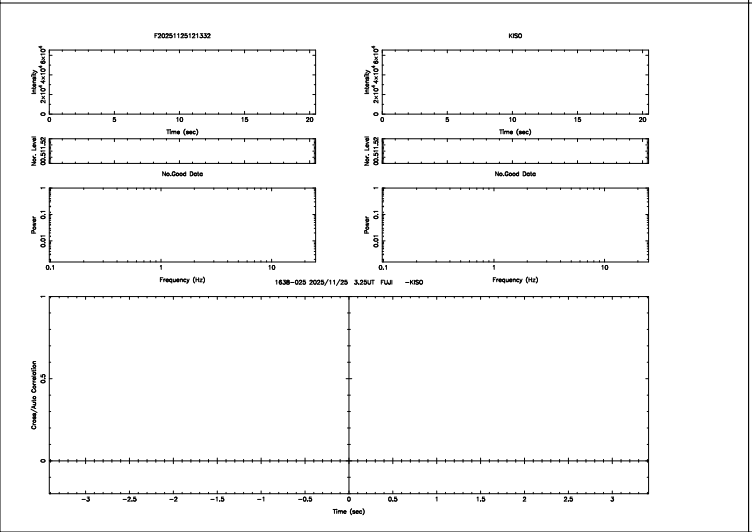
F20251125121332
KISO
No.Good Data
1638-025 2025/11/25 3.25UT FUJI -KISO

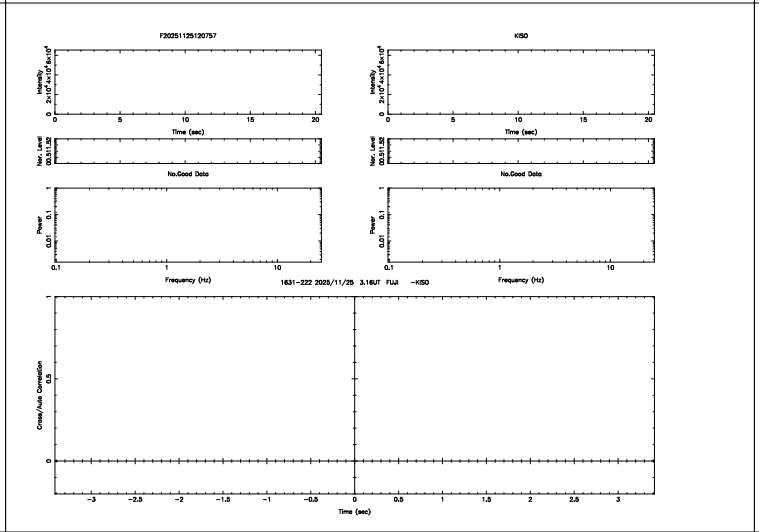
F20251125120757
KISO
No.Good Data
1631-222 2025/11/25 3.16UT FUJI -KISO

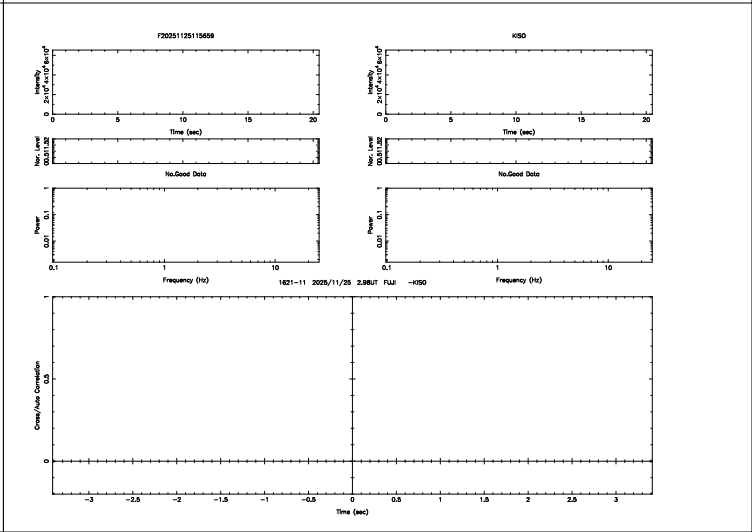
F20251125115659
KISO
No.Good Data
1621-11 2025/11/25 2.98UT FUJI -KISO

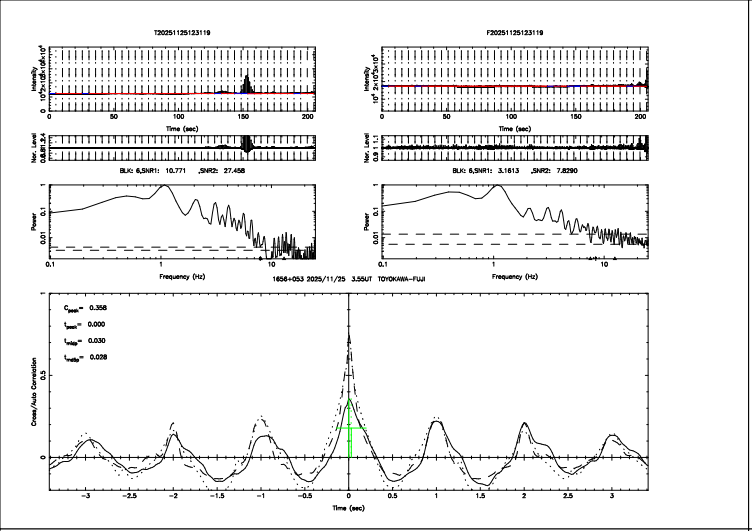
T20251125123119
F20251125123119
BLK: 6,SNR1: 10.771 ,SNR2: 27.458
BLK: 6,SNR1: 3.1613 ,SNR2: 7.8290
1656+053 2025/11/25 3.55UT TOYOKAWA-FUJI
C_{peak}= 0.358
t_{peak}= 0.000
t_{edge}= 0.030
t_{width}= 0.028
Intensity
Nor. Level
Power
Frequency (Hz)
Cross/Auto Correlation
Time (sec)

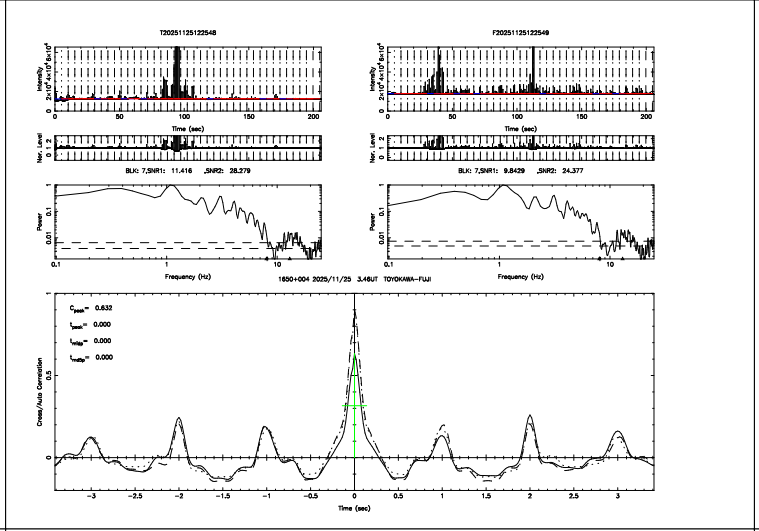
T20251125122548
F20251125122549
BLK: 7,SNR1: 11.416 ,SNR2: 28.279
BLK: 7,SNR1: 9.8429 ,SNR2: 24.377
1650+004 2025/11/25 3.46UT TOYOKAWA-FUJI
C_{peak}= 0.632
t_{peak}= 0.000
t_{edge}= 0.000
t_{width}= 0.000
Intensity
Nor. Level
Power
Frequency (Hz)
Cross/Auto Correlation
Time (sec)

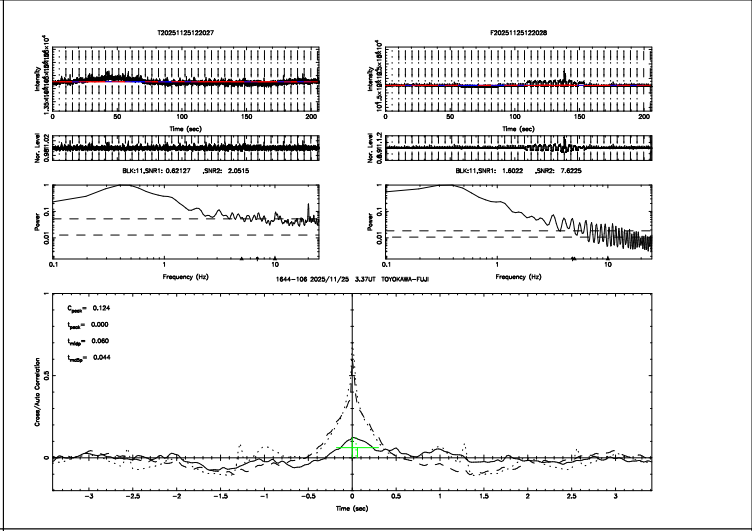
T20251125122027
F20251125122028
BLK:11,SNR1: 0.62127 ,SNR2: 2.0515
BLK:11,SNR1: 1.6022 ,SNR2: 7.6225
1644-106 2025/11/25 3.37UT TOYOKAWA-FUJI
C_{peak}= 0.124
t_{peak}= 0.000
t_{edge}= 0.060
t_{width}= 0.044
Intensity
Nor. Level
Power
Frequency (Hz)
Cross/Auto Correlation
Time (sec)

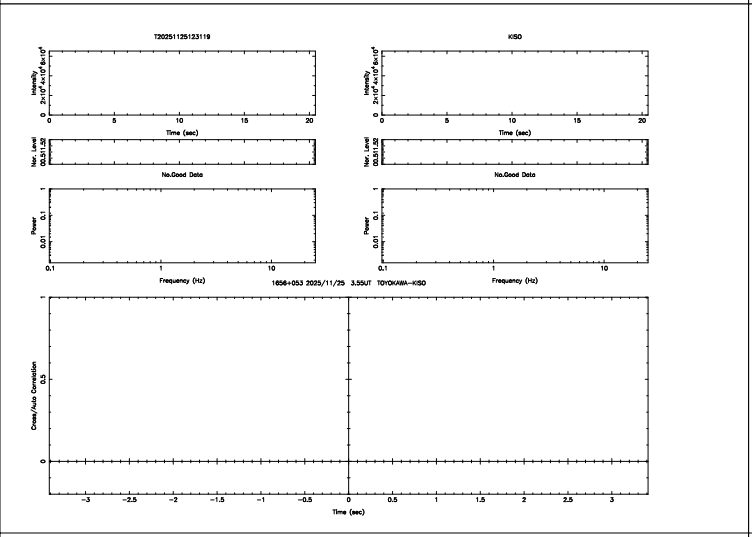
T20251125123119
KISO
No.Good Data
1656+053 2025/11/25 3.55UT TOYOKAWA-KISO
Intensity
Nor. Level
Power
Frequency (Hz)
Cross/Auto Correlation
Time (sec)

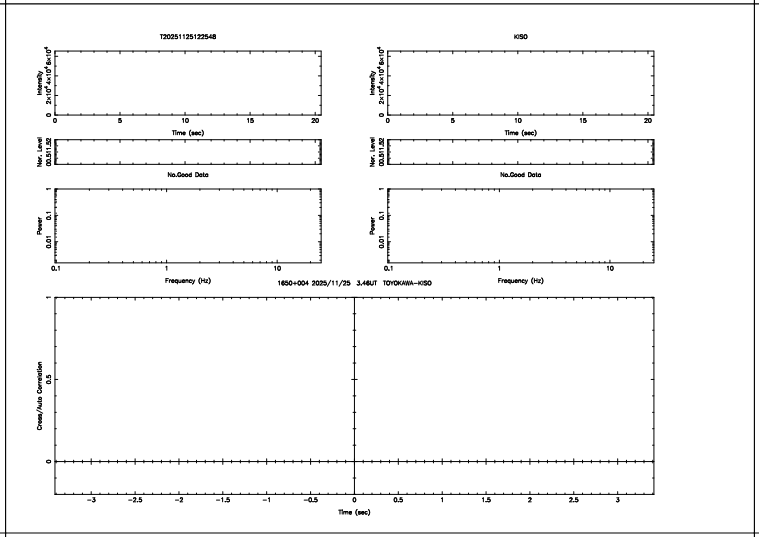
T20251125122548
KISO
No.Good Data
1650+004 2025/11/25 3.46UT TOYOKAWA-KISO
Intensity
Nor. Level
Power
Frequency (Hz)
Cross/Auto Correlation
Time (sec)

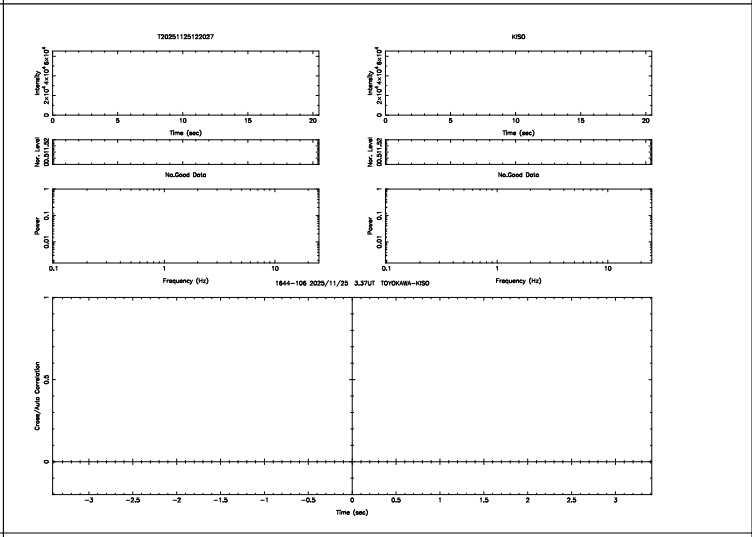
T20251125122027
KISO
No.Good Data
1644-106 2025/11/25 3.37UT TOYOKAWA-KISO
Intensity
Nor. Level
Power
Frequency (Hz)
Cross/Auto Correlation
Time (sec)

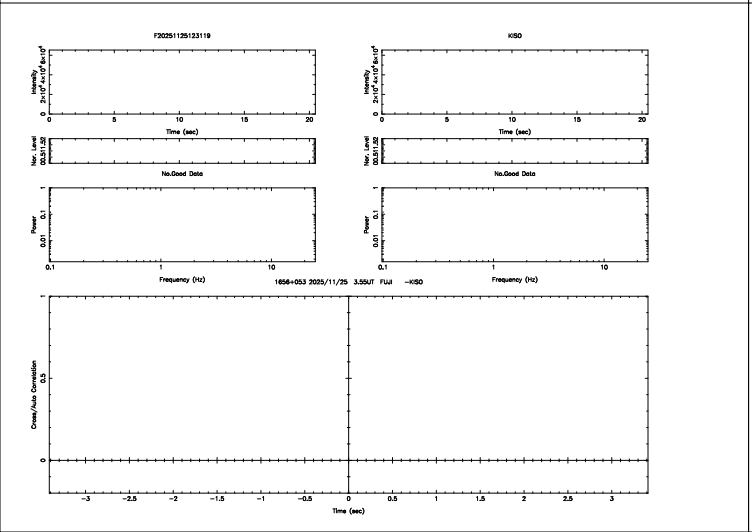
F20251125123119
KISO
No.Good Data
1656+053 2025/11/25 3.55UT FUJI -KISO
Intensity
Nor. Level
Power
Frequency (Hz)
Cross/Auto Correlation
Time (sec)

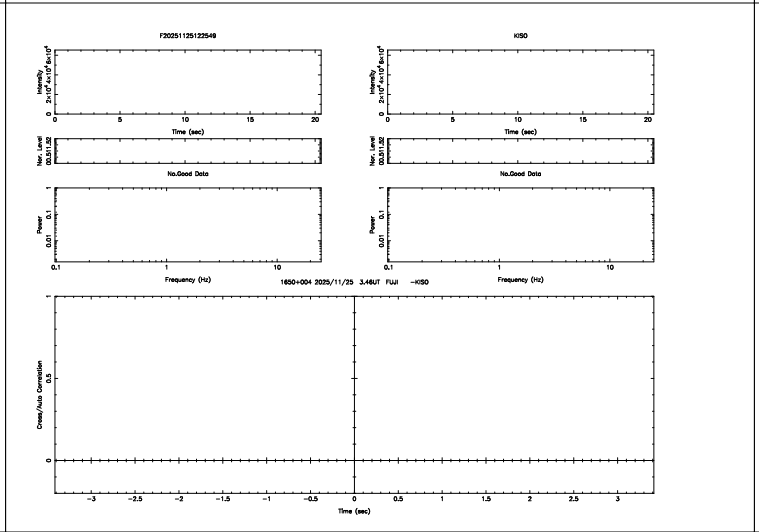
F20251125122548
KISO
No.Good Data
1650+004 2025/11/25 3.46UT FUJI -KISO
Intensity
Nor. Level
Power
Frequency (Hz)
Cross/Auto Correlation
Time (sec)

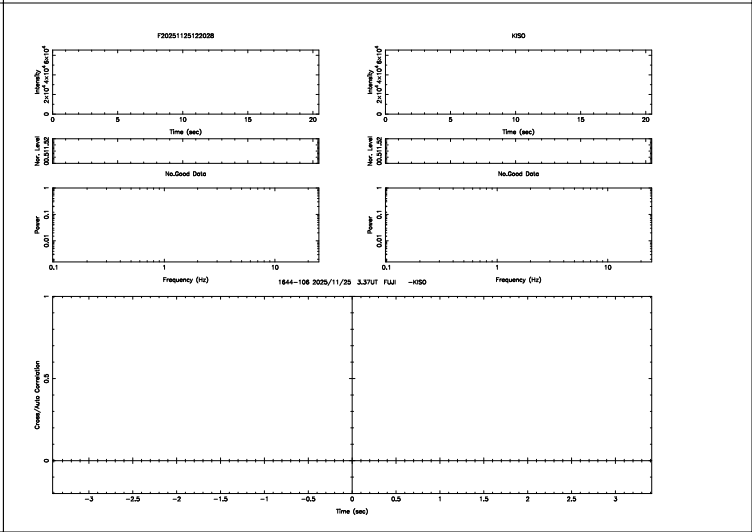
F20251125122028
KISO
No.Good Data
1644-106 2025/11/25 3.37UT FUJI -KISO
Intensity
Nor. Level
Power
Frequency (Hz)
Cross/Auto Correlation
Time (sec)

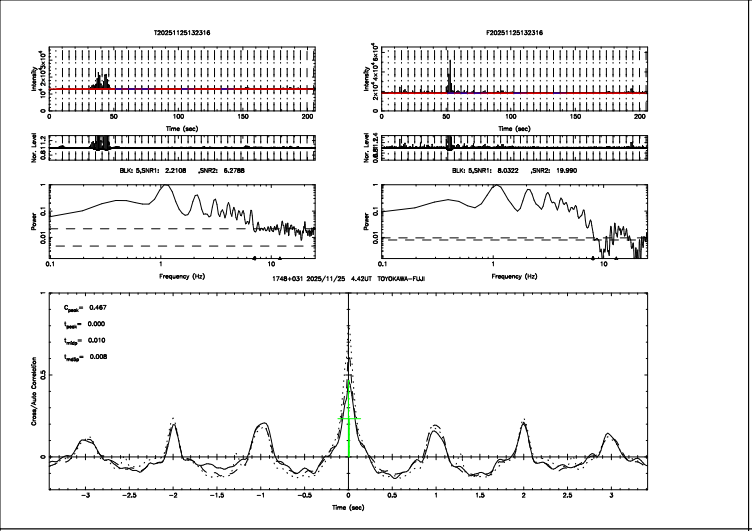
T20251125132316
F20251125132316
BLK: 5,SNR1: 2.2108 ,SNR2: 6.2788
BLK: 5,SNR1: 8.0322 ,SNR2: 19.990
1748+031 2025/11/25 4.42UT TOYOKAWA-FUJI
C_{peak}= 0.467
t_{peak}= 0.000
t_{ratio}= 0.010
t_{width}= 0.008

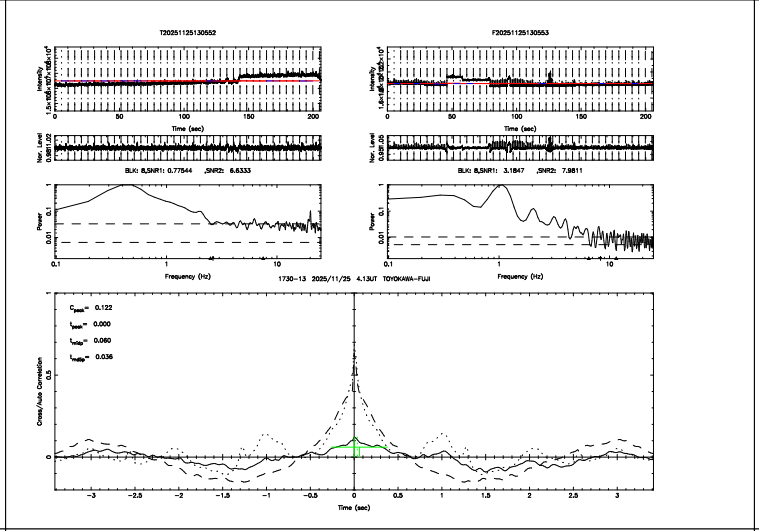
T20251125130552
F20251125130553
BLK: 8,SNR1: 0.77544 ,SNR2: 6.6333
BLK: 8,SNR1: 3.1847 ,SNR2: 7.9811
1730-13 2025/11/25 4.13UT TOYOKAWA-FUJI
C_{peak}= 0.122
t_{peak}= 0.000
t_{ratio}= 0.060
t_{width}= 0.036

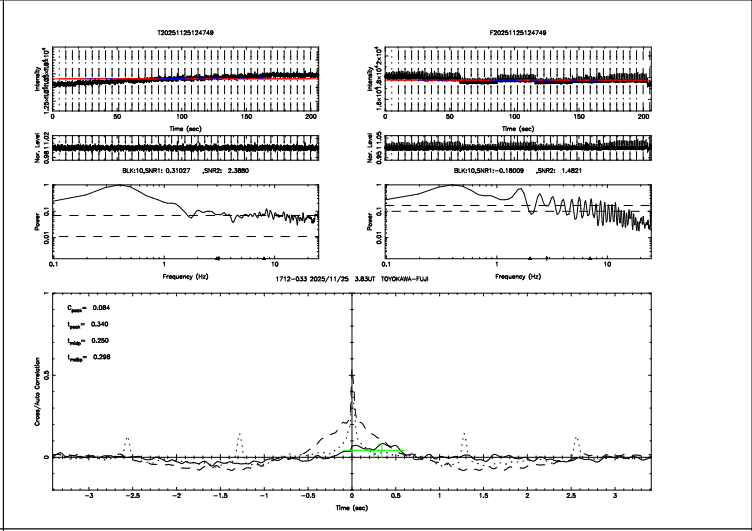
T20251125124749
F20251125124749
BLK:10,SNR1: 0.31027 ,SNR2: 2.3880
BLK:10,SNR1: -0.18009 ,SNR2: 1.4821
1712-033 2025/11/25 3.83UT TOYOKAWA-FUJI
C_{peak}= 0.084
t_{peak}= 0.340
t_{ratio}= 0.250
t_{width}= 0.298


T20251125132316
KISO
No.Good Data
1748+031 2025/11/25 4.42UT TOYOKAWA-KISO

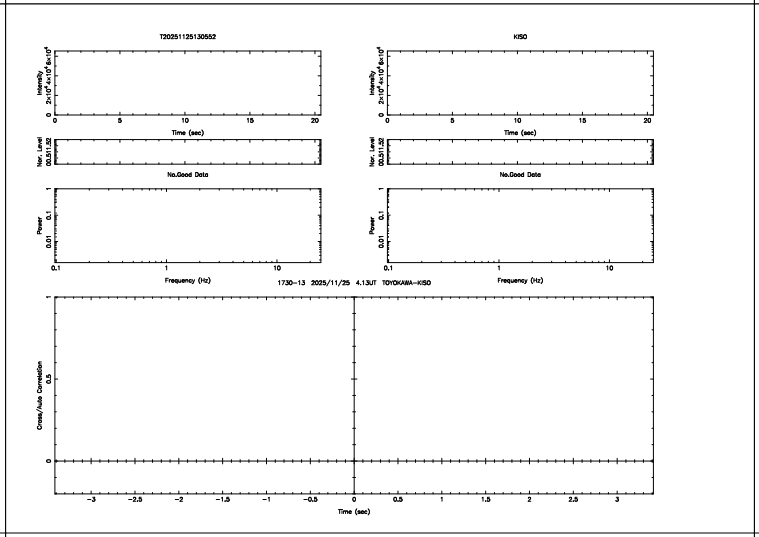
T20251125130552
KISO
No.Good Data
1730-13 2025/11/25 4.13UT TOYOKAWA-KISO

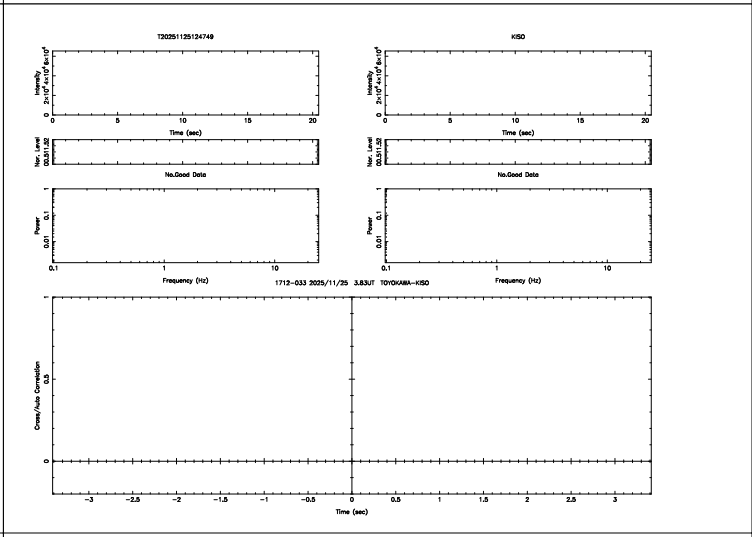
T20251125124749
KISO
No.Good Data
1712-033 2025/11/25 3.83UT TOYOKAWA-KISO

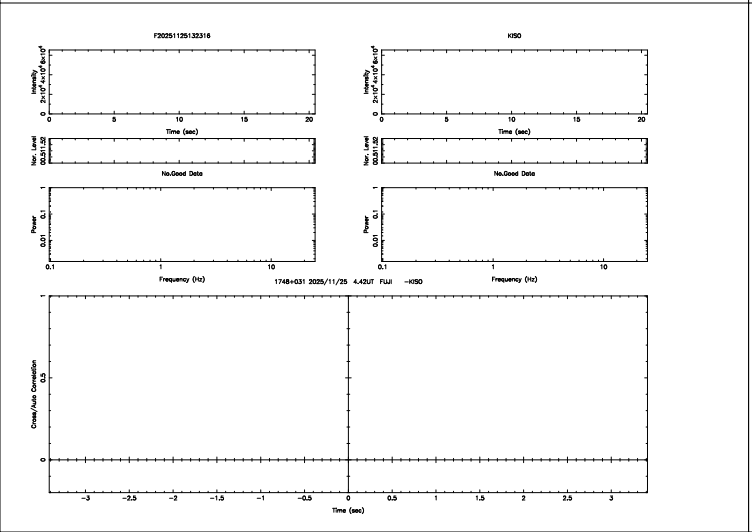
F20251125132316
KISO
No.Good Data
1748+031 2025/11/25 4.42UT FUJI -KISO

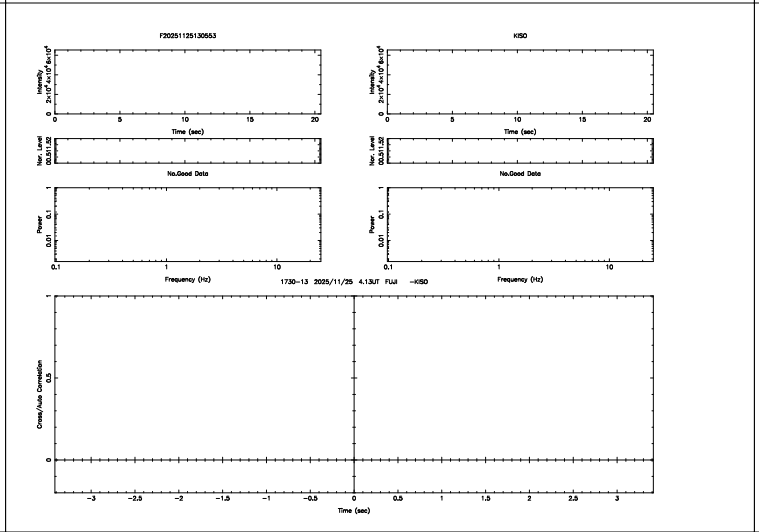
F20251125130553
KISO
No.Good Data
1730-13 2025/11/25 4.13UT FUJI -KISO

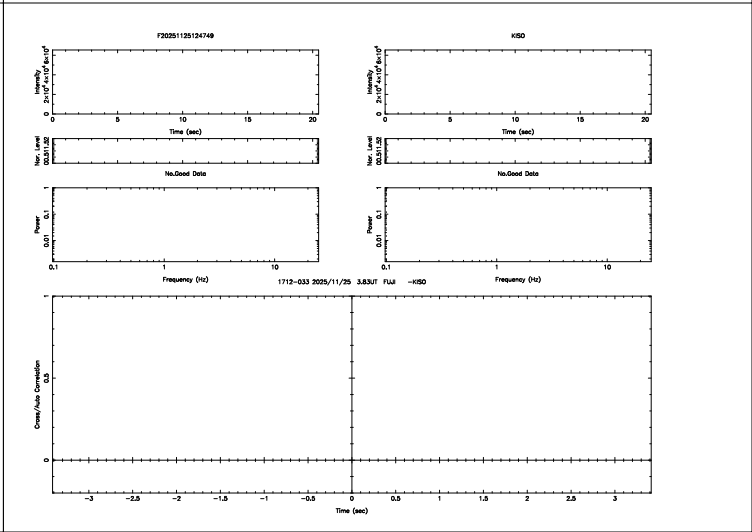
F20251125124749
KISO
No.Good Data
1712-033 2025/11/25 3.83UT FUJI -KISO

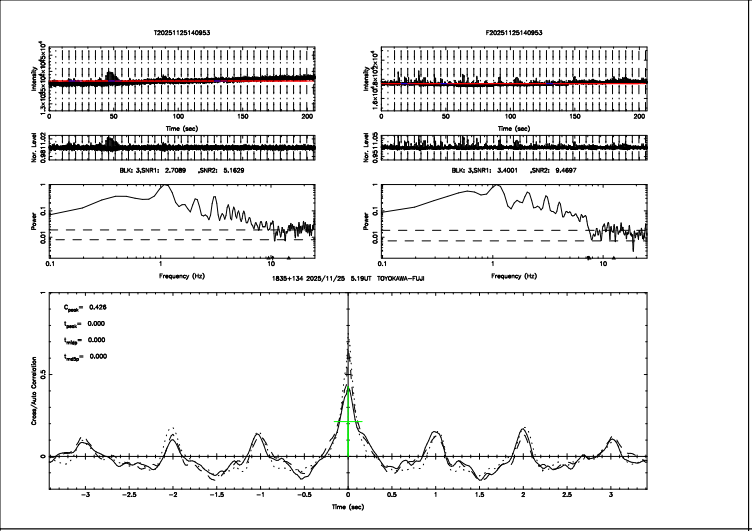
T20251125140953
F20251125140953
BLK: 3,SNR1: 2.7089 ,SNR2: 5.1629
BLK: 3,SNR1: 3.4001 ,SNR2: 9.4697
1835+134 2025/11/25 5.19UT TOYOKAWA-FUJI
Cpeak= 0.426
tpeak= 0.000
tmidp= 0.000
tmidbp= 0.000
Time (sec)
Frequency (Hz)
Cross/Auto Correlation

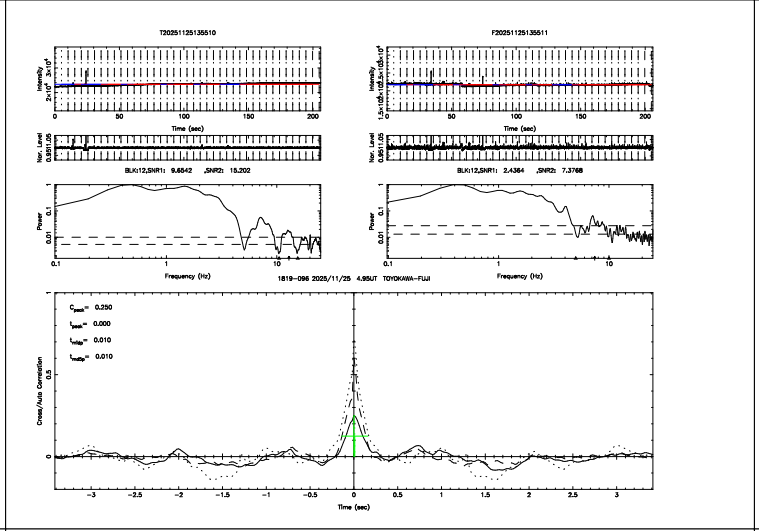
T20251125135510
F20251125135511
BLK:12,SNR1: 9.6542 ,SNR2: 15.202
BLK:12,SNR1: 2.4364 ,SNR2: 7.3768
1819-096 2025/11/25 4.95UT TOYOKAWA-FUJI
Cpeak= 0.250
tpeak= 0.000
tmidp= 0.010
tmidbp= 0.010
Time (sec)
Frequency (Hz)
Cross/Auto Correlation

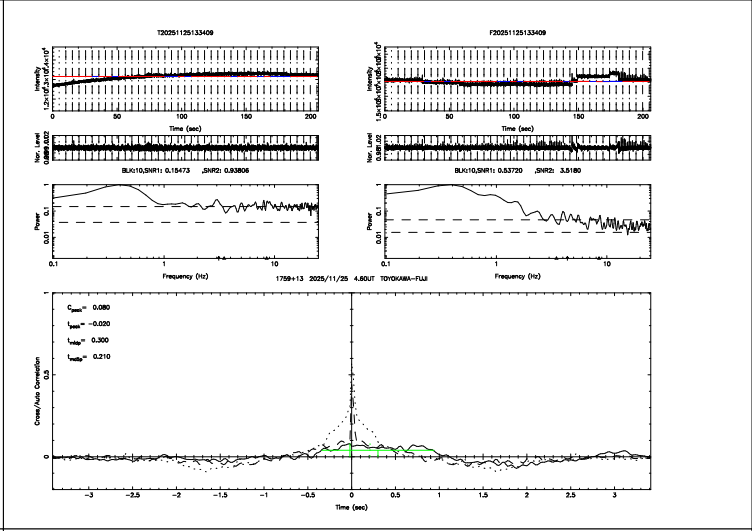
T20251125133409
F20251125133409
BLK:10,SNR1: 0.15473 ,SNR2: 0.93806
BLK:10,SNR1: 0.53720 ,SNR2: 3.5180
1759+13 2025/11/25 4.60UT TOYOKAWA-FUJI
Cpeak= 0.080
tpeak= -0.020
tmidp= 0.300
tmidbp= 0.210
Time (sec)
Frequency (Hz)
Cross/Auto Correlation

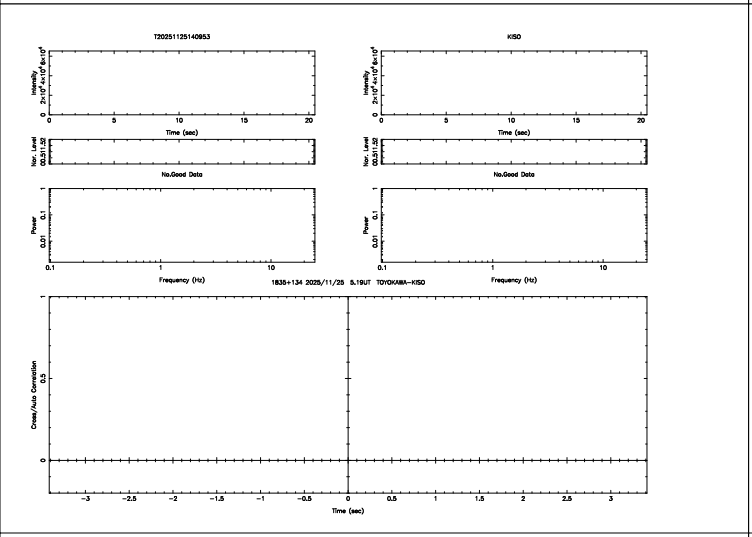
T20251125140953
KISO
No.Good Data
1835+134 2025/11/25 5.19UT TOYOKAWA-KISO
Time (sec)
Frequency (Hz)
Cross/Auto Correlation

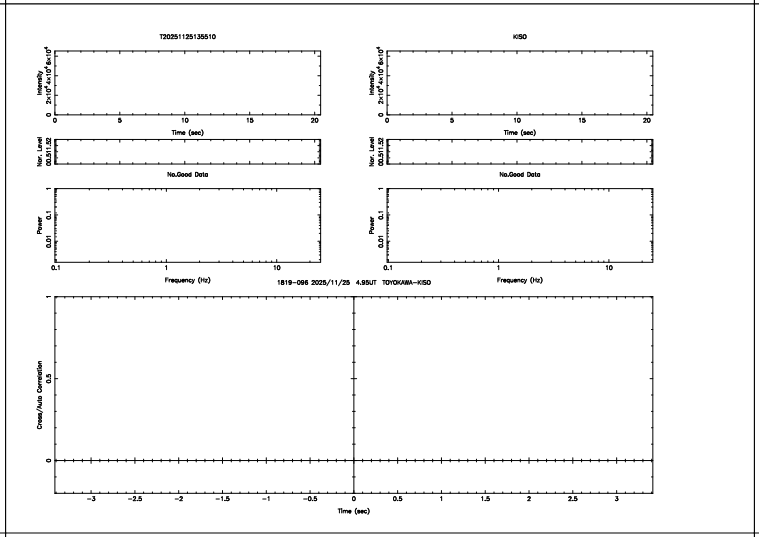
T20251125135510
KISO
No.Good Data
1819-096 2025/11/25 4.95UT TOYOKAWA-KISO
Time (sec)
Frequency (Hz)
Cross/Auto Correlation

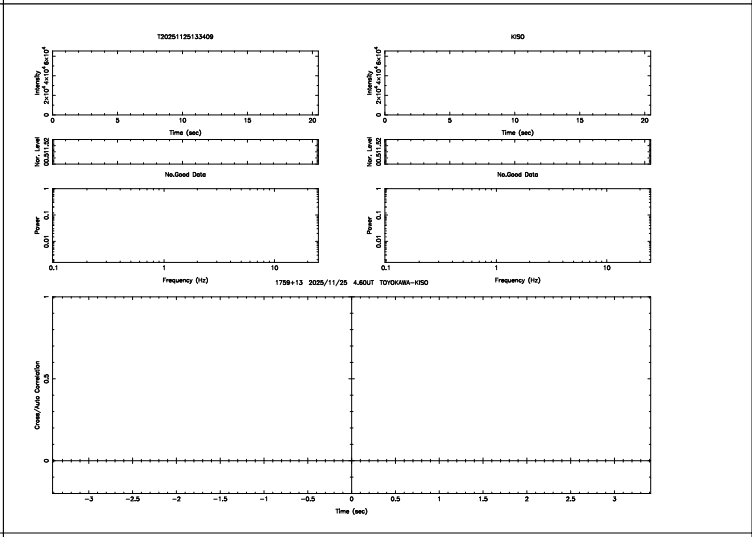
T20251125133409
KISO
No.Good Data
1759+13 2025/11/25 4.60UT TOYOKAWA-KISO
Time (sec)
Frequency (Hz)
Cross/Auto Correlation

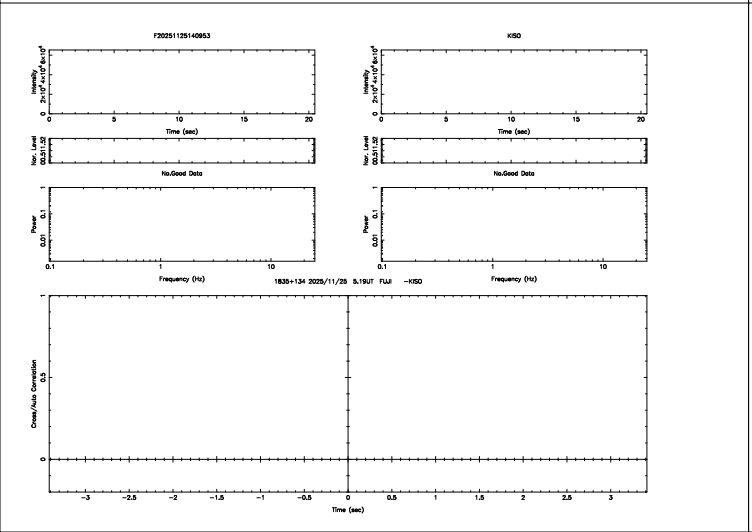
F20251125140953
KISO
No.Good Data
1835+134 2025/11/25 5.19UT FUJI -KISO
Time (sec)
Frequency (Hz)
Cross/Auto Correlation

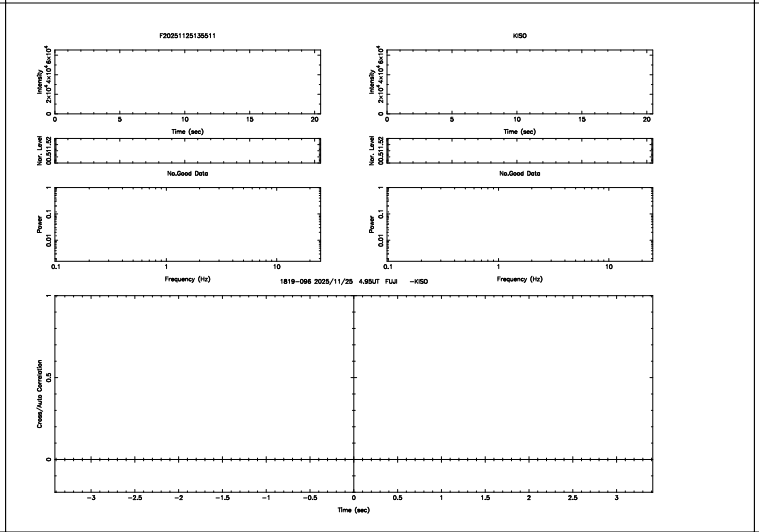
F20251125135511
KISO
No.Good Data
1819-096 2025/11/25 4.95UT FUJI -KISO
Time (sec)
Frequency (Hz)
Cross/Auto Correlation

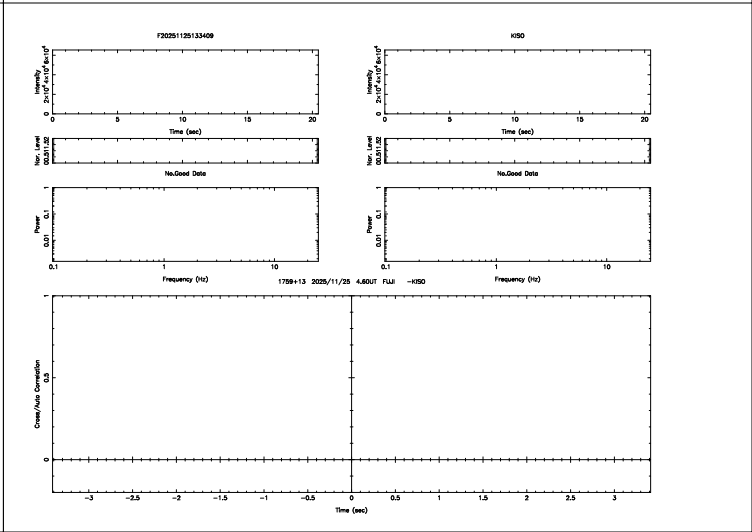
F20251125133409
KISO
No.Good Data
1759+13 2025/11/25 4.60UT FUJI -KISO
Time (sec)
Frequency (Hz)
Cross/Auto Correlation

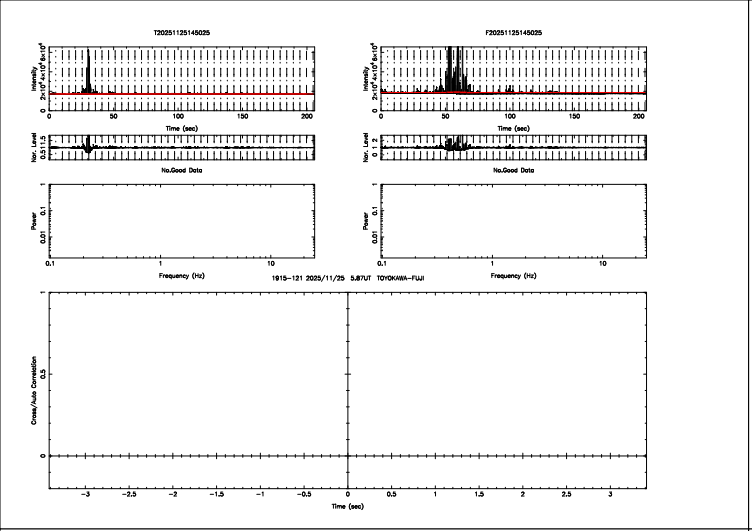
T20251125145025
F20251125145025
No.Good Data
No.Good Data
1915-121 2025/11/25 5.87UT TOYOKAWA-FUJI
Time (sec)
Frequency (Hz)

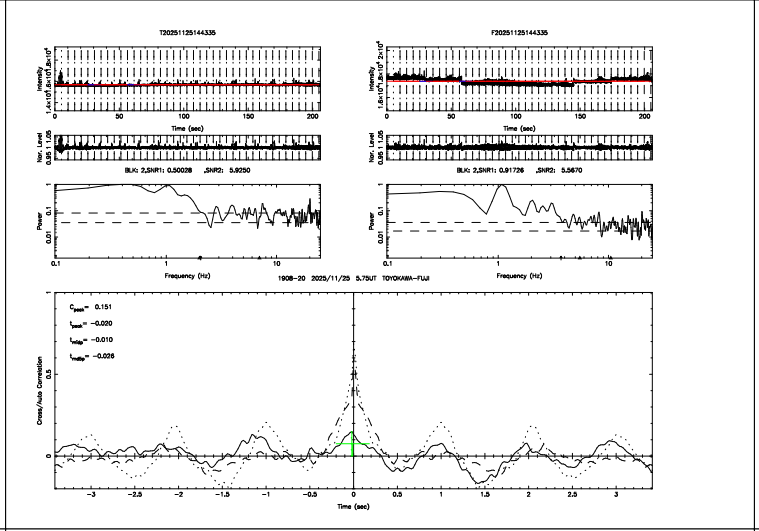
T20251125144335
F20251125144335
BLK: 2,SNR1: 0.50038 ,SNR2: 5.9250
BLK: 2,SNR1: 0.91726 ,SNR2: 5.5670
1908-20 2025/11/25 5.75UT TOYOKAWA-FUJI
C_peak= 0.151
t_peak= -0.020
t_edge= -0.010
t_edge= -0.026
Time (sec)
Frequency (Hz)

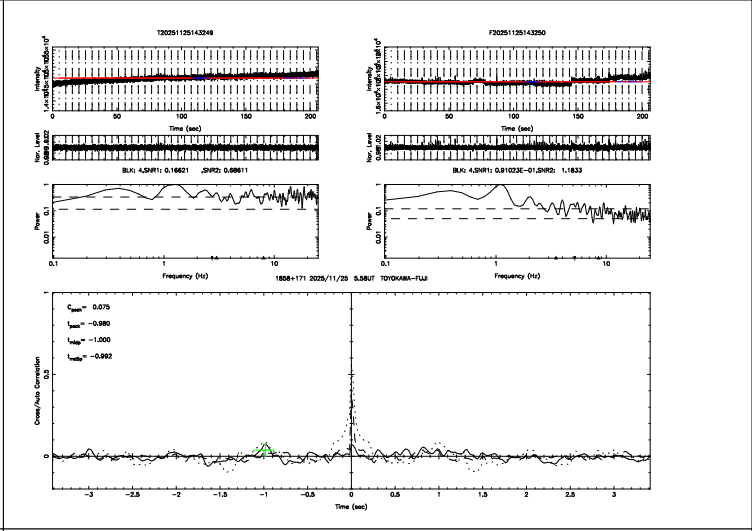
T20251125143249
F20251125143250
BLK: 4,SNR1: 0.16621 ,SNR2: 0.68611
BLK: 4,SNR1: 0.91023E-01,SNR2: 1.1833
1858+171 2025/11/25 5.58UT TOYOKAWA-FUJI
C_peak= 0.075
t_peak= -0.980
t_edge= -1.000
t_edge= -0.992
Time (sec)
Frequency (Hz)

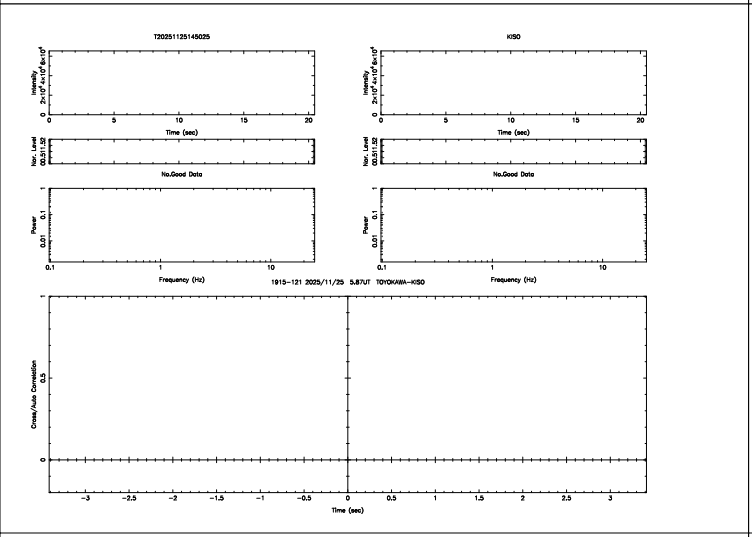
T20251125145025
KISO
No.Good Data
No.Good Data
1915-121 2025/11/25 5.87UT TOYOKAWA-KISO
Time (sec)
Frequency (Hz)


T20251125144335
KISO
No.Good Data
No.Good Data
1908-20 2025/11/25 5.75UT TOYOKAWA-KISO
Time (sec)
Frequency (Hz)

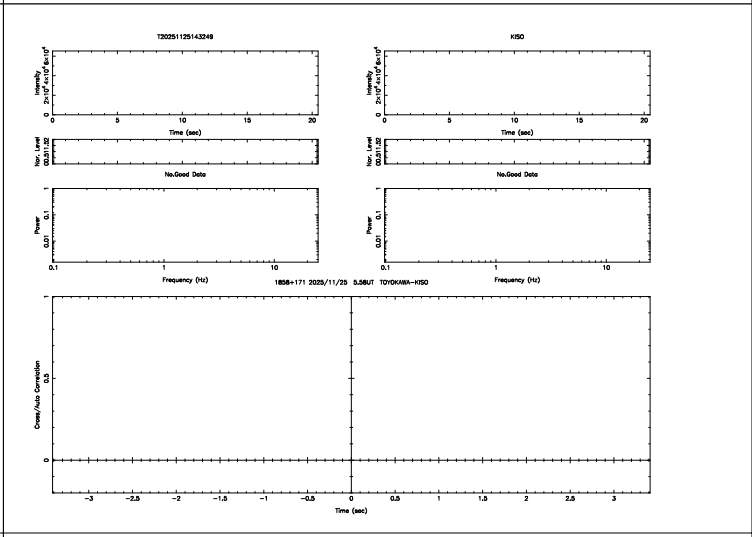
T20251125143249
KISO
No.Good Data
No.Good Data
1858+171 2025/11/25 5.58UT TOYOKAWA-KISO
Time (sec)
Frequency (Hz)

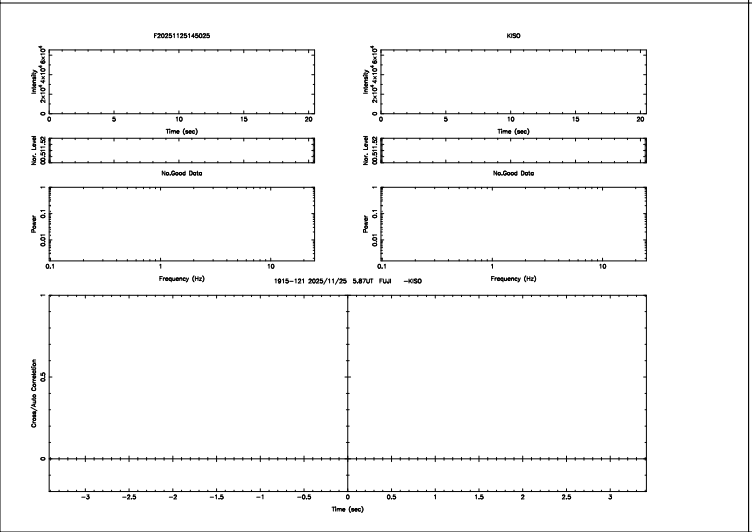
F20251125145025
KISO
No.Good Data
No.Good Data
1915-121 2025/11/25 5.87UT FUJI -KISO
Time (sec)
Frequency (Hz)

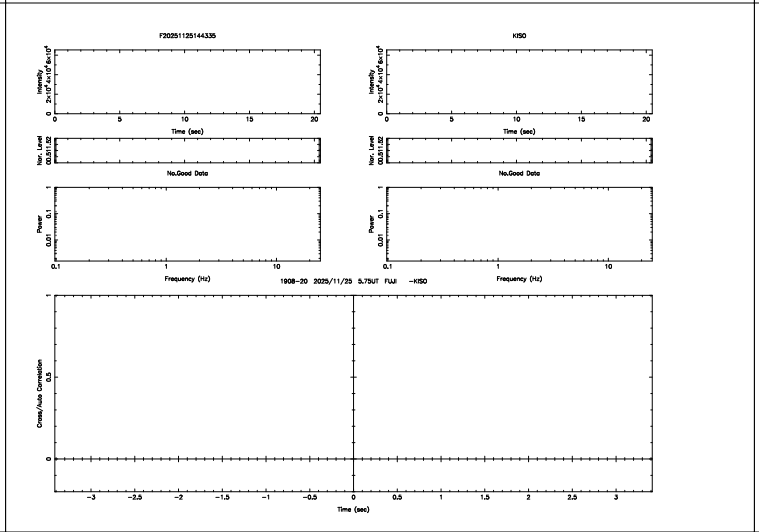
F20251125144335
KISO
No.Good Data
No.Good Data
1908-20 2025/11/25 5.75UT FUJI -KISO
Time (sec)
Frequency (Hz)

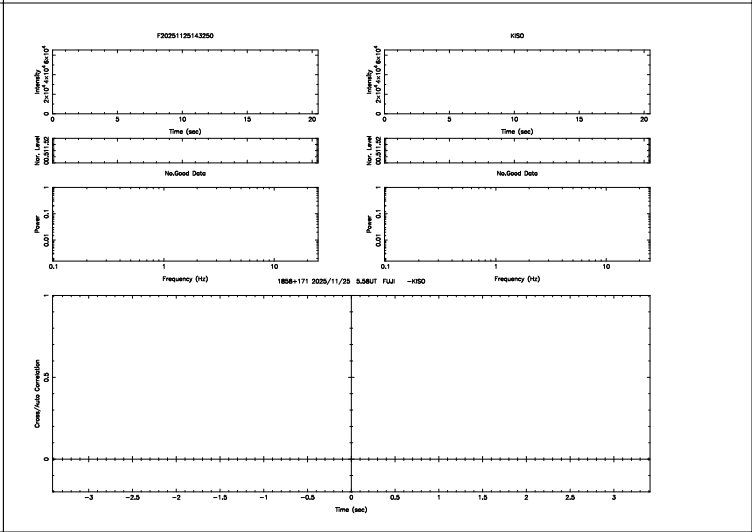
F20251125143250
KISO
No.Good Data
No.Good Data
1858+171 2025/11/25 5.58UT FUJI -KISO
Time (sec)
Frequency (Hz)

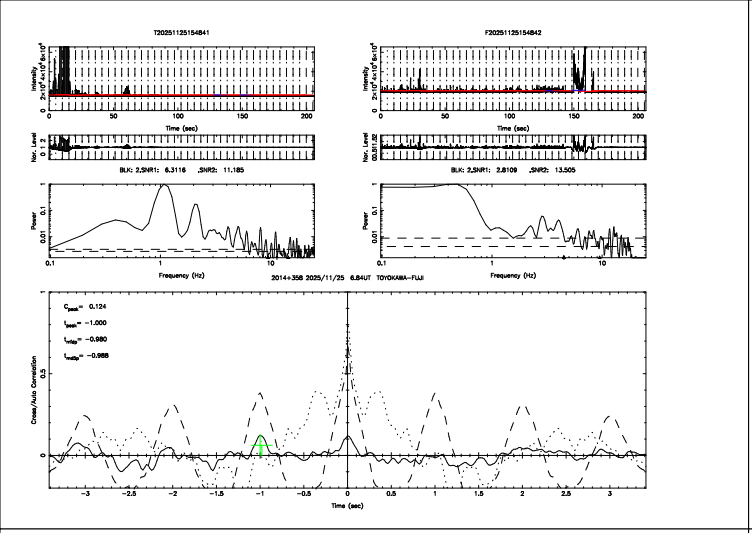
T20251125154841
F20251125154842
BLK: 2,SNR1: 6.3116 ,SNR2: 11.185
BLK: 2,SNR1: 2.8109 ,SNR2: 13.505
2014+358 2025/11/25 6.84UT TOYOKAWA-FUJI
C_peak= 0.124
t_peak= -1.000
t_cntr= -0.980
t_cntb= -0.988
Intensity
Nor. Level
Power
Frequency (Hz)
Cross/Auto Correlation
Time (sec)

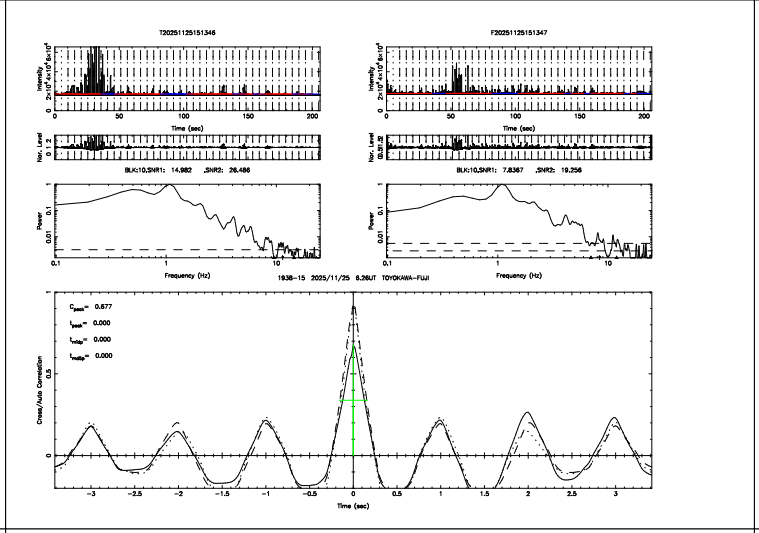
T20251125151346
F20251125151347
BLK:10,SNR1: 14.982 ,SNR2: 26.486
BLK:10,SNR1: 7.8367 ,SNR2: 19.356
1938-15 2025/11/25 6.26UT TOYOKAWA-FUJI
C_peak= 0.677
t_peak= 0.000
t_cntr= 0.000
t_cntb= 0.000
Intensity
Nor. Level
Power
Frequency (Hz)
Cross/Auto Correlation
Time (sec)

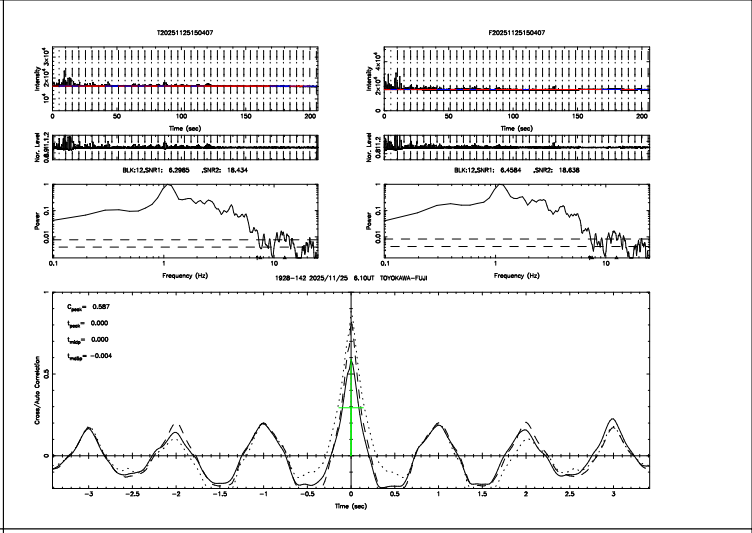
T20251125150407
F20251125150407
BLK:12,SNR1: 6.2985 ,SNR2: 18.434
BLK:12,SNR1: 6.4584 ,SNR2: 18.636
1928-142 2025/11/25 6.10UT TOYOKAWA-FUJI
C_peak= 0.587
t_peak= 0.000
t_cntr= 0.000
t_cntb= -0.004
Intensity
Nor. Level
Power
Frequency (Hz)
Cross/Auto Correlation
Time (sec)

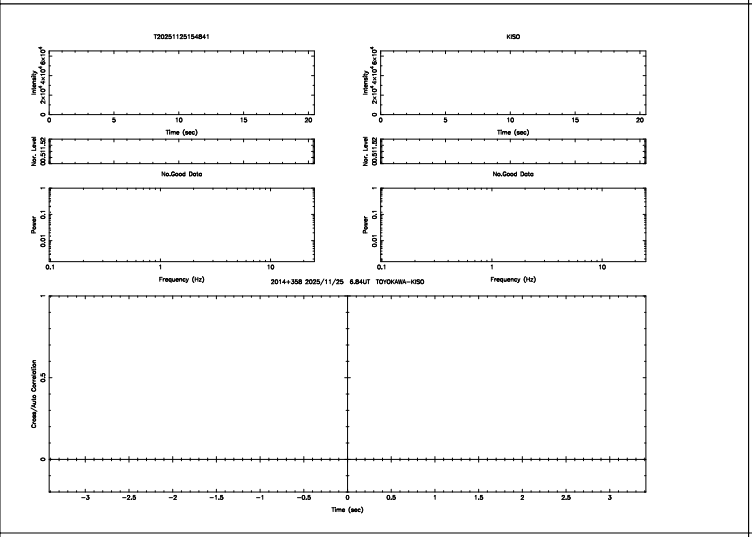
T20251125154841
KISO
No.Good Data
2014+358 2025/11/25 6.84UT TOYOKAWA-KISO
Intensity
Nor. Level
Power
Frequency (Hz)
Cross/Auto Correlation
Time (sec)


T20251125151346
KISO
No.Good Data
1938-15 2025/11/25 6.26UT TOYOKAWA-KISO
Intensity
Nor. Level
Power
Frequency (Hz)
Cross/Auto Correlation
Time (sec)


T20251125150407
KISO
No.Good Data
1928-142 2025/11/25 6.10UT TOYOKAWA-KISO
Intensity
Nor. Level
Power
Frequency (Hz)
Cross/Auto Correlation
Time (sec)

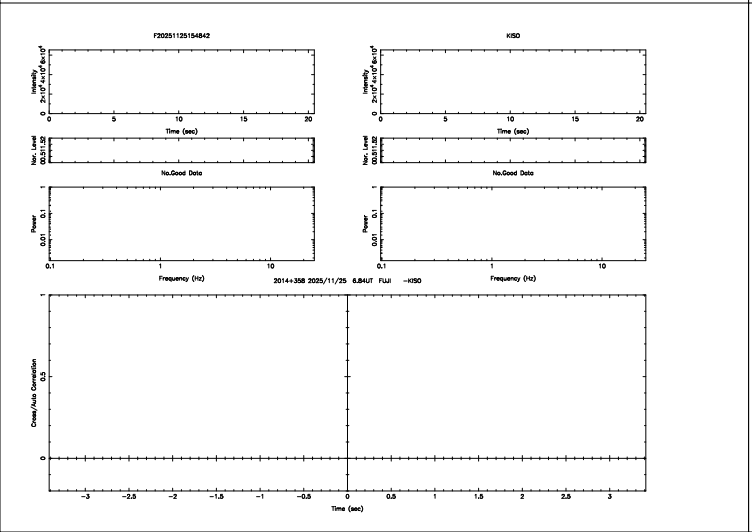
F20251125154842
KISO
No.Good Data
2014+358 2025/11/25 6.84UT FUJI -KISO
Intensity
Nor. Level
Power
Frequency (Hz)
Cross/Auto Correlation
Time (sec)

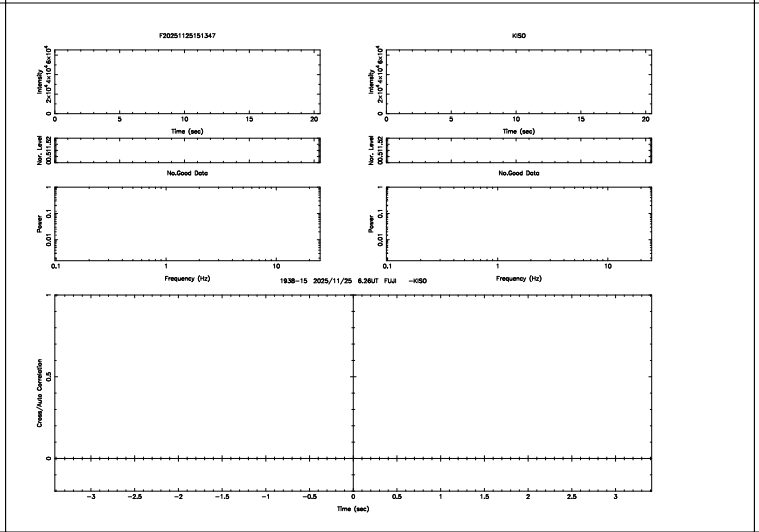
F20251125151347
KISO
No.Good Data
1938-15 2025/11/25 6.26UT FUJI -KISO
Intensity
Nor. Level
Power
Frequency (Hz)
Cross/Auto Correlation
Time (sec)

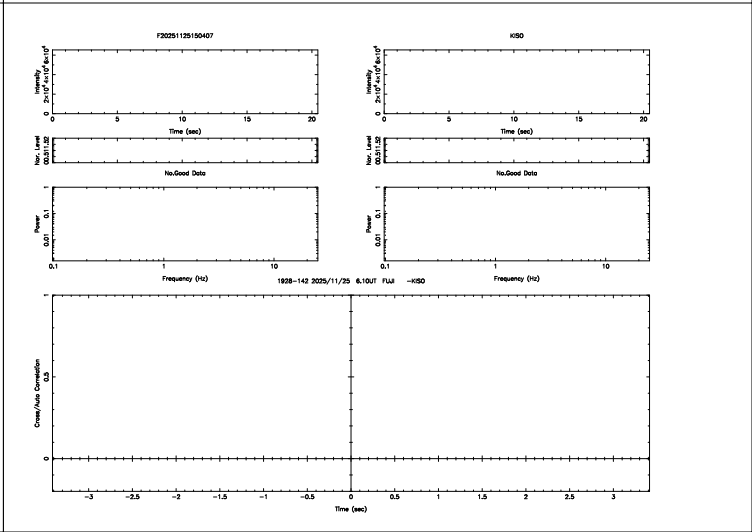
F20251125150407
KISO
No.Good Data
1928-142 2025/11/25 6.10UT FUJI -KISO
Intensity
Nor. Level
Power
Frequency (Hz)
Cross/Auto Correlation
Time (sec)

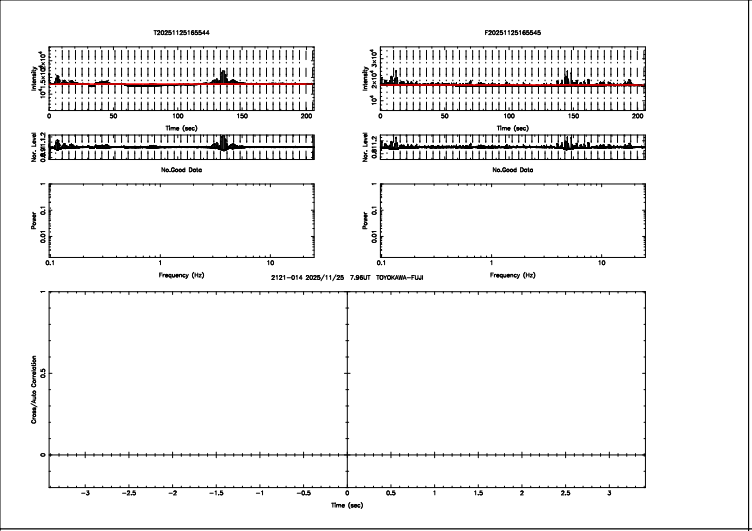
T20251125165544
F20251125165545
No.Good Data
No.Good Data
2121-014 2025/11/25 7.96UT TOYOKAWA-FUJI
Time (sec)

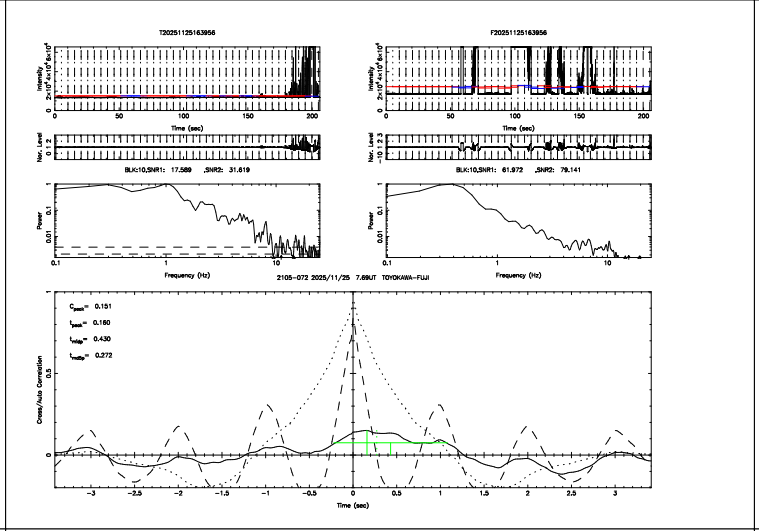
T20251125163956
F20251125163956
BLK:10,SNR1: 17.589 ,SNR2: 31.819
BLK:10,SNR1: 61.972 ,SNR2: 79.141
2105-072 2025/11/25 7.69UT TOYOKAWA-FUJI
C_peak= 0.151
t_peak= 0.160
t_edge= 0.430
t_width= 0.272
Time (sec)

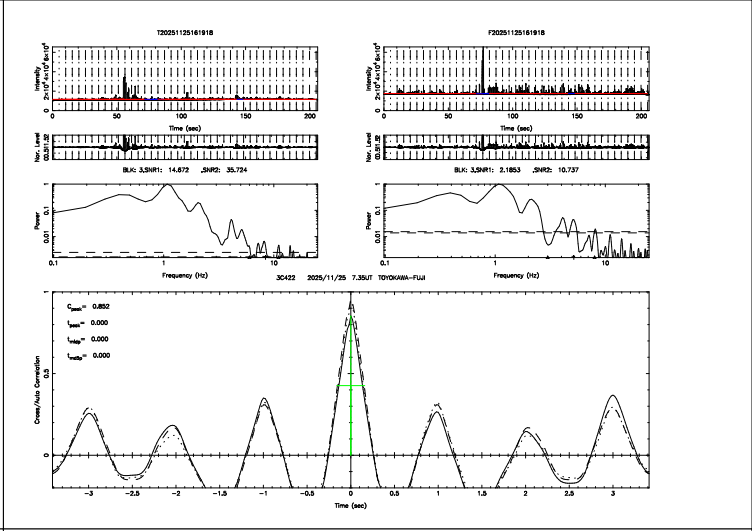
T20251125161918
F20251125161918
BLK: 3,SNR1: 14.672 ,SNR2: 35.724
BLK: 3,SNR1: 2.1853 ,SNR2: 10.737
3C422 2025/11/25 7.35UT TOYOKAWA-FUJI
C_peak= 0.852
t_peak= 0.000
t_edge= 0.000
t_width= 0.000
Time (sec)

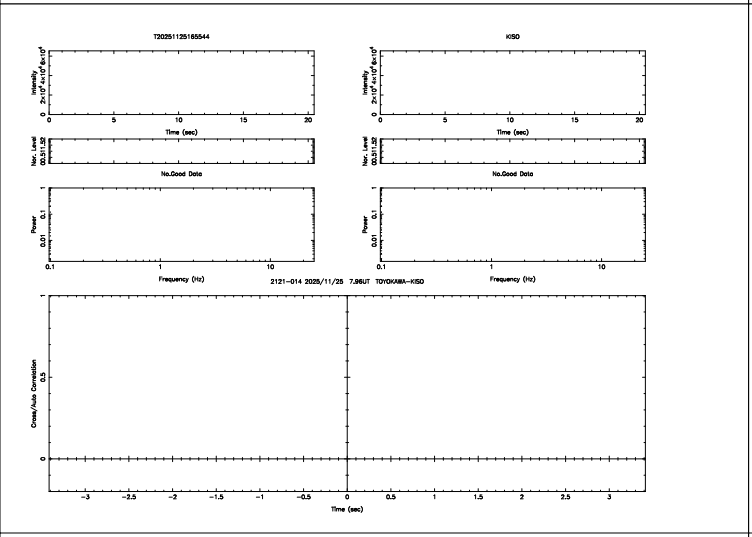
T20251125165544
KISO
No.Good Data
No.Good Data
2121-014 2025/11/25 7.96UT TOYOKAWA-KISO
Time (sec)

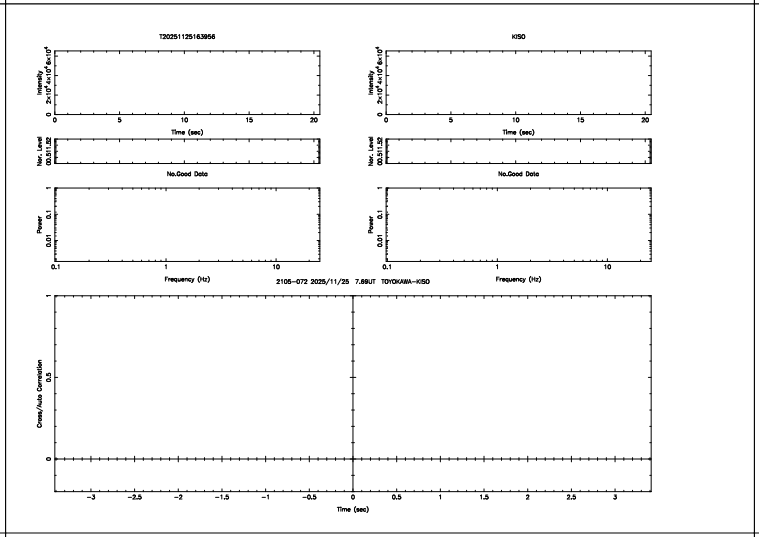
T20251125163956
KISO
No.Good Data
No.Good Data
2105-072 2025/11/25 7.69UT TOYOKAWA-KISO
Time (sec)


T20251125161918
KISO
No.Good Data
No.Good Data
3C422 2025/11/25 7.35UT TOYOKAWA-KISO
Time (sec)

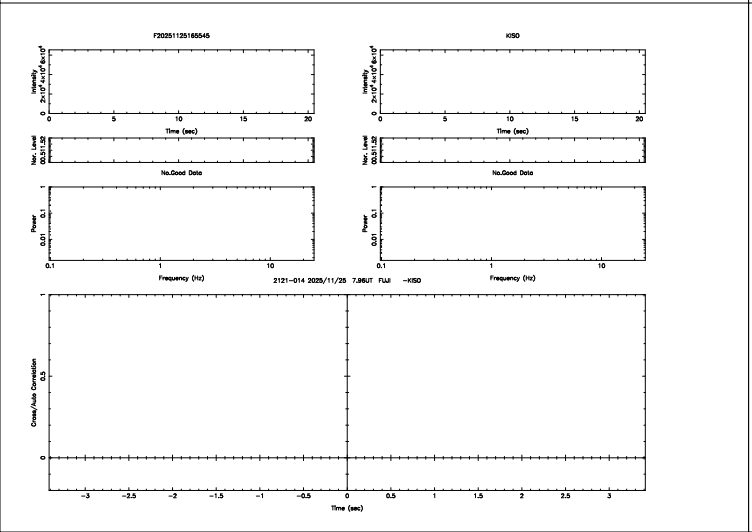
F20251125165545
KISO
No.Good Data
No.Good Data
2121-014 2025/11/25 7.96UT FUJI -KISO
Time (sec)

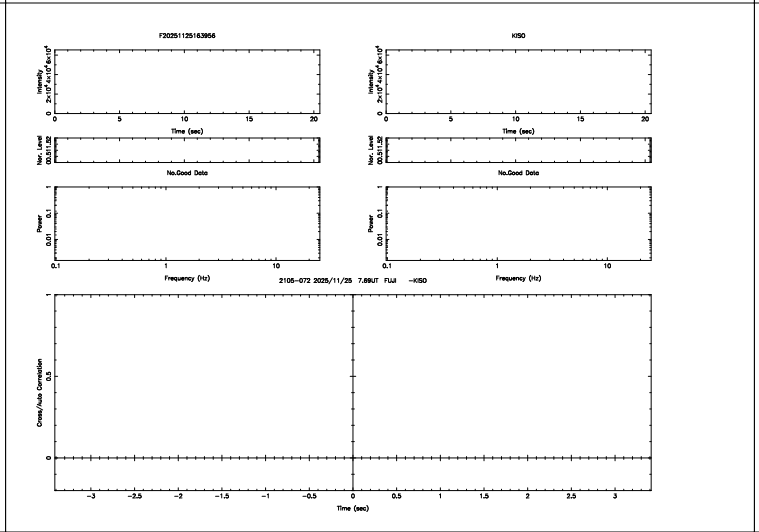
F20251125163956
KISO
No.Good Data
No.Good Data
2105-072 2025/11/25 7.69UT FUJI -KISO
Time (sec)

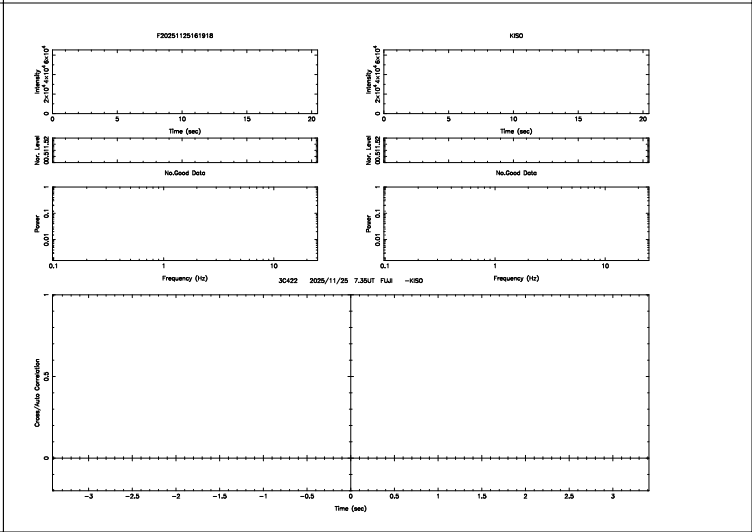
F20251125161918
KISO
No.Good Data
No.Good Data
3C422 2025/11/25 7.35UT FUJI -KISO
Time (sec)

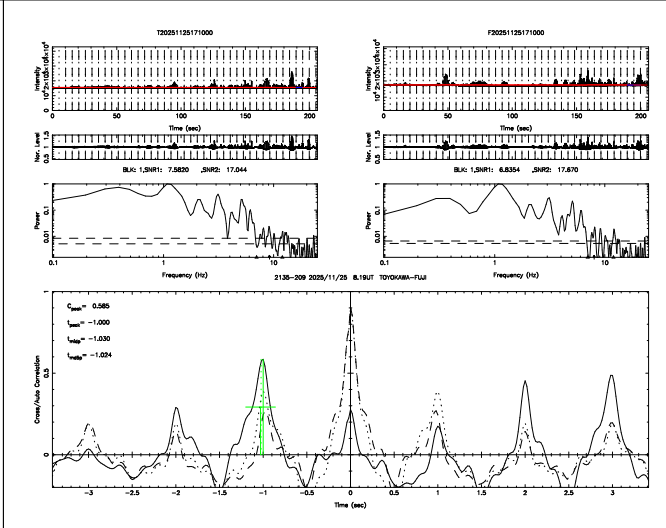
T20251125171000
F20251125171000
Intensity
Time (sec)
Nor. Level
BLK: 1,SNR1: 7.5820 ,SNR2: 17.044
BLK: 1,SNR1: 6.8354 ,SNR2: 17.670
Power
Frequency (Hz)
2135-209 2025/11/25 8.19UT TOYOKAWA-FUJI
C_max= 0.585
t_max= −1.000
t_edge= −1.030
t_cntr= −1.024
Cross/Auto Correlation
Time (sec)

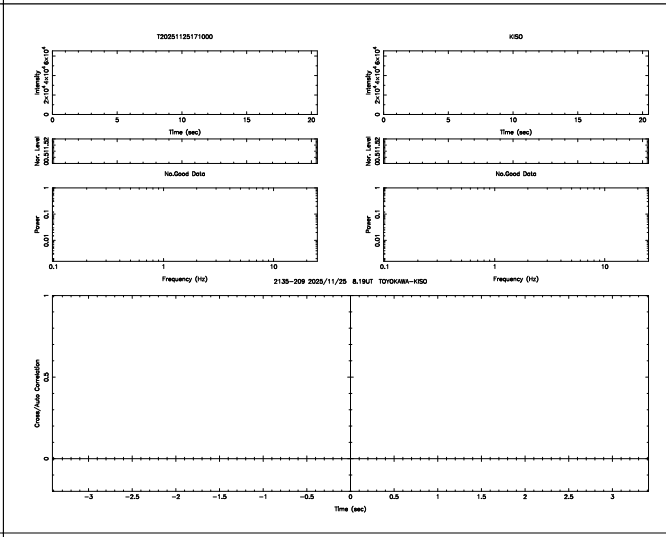
T20251125171000
KISO
Intensity
Time (sec)
Nor. Level
No.Good Data
Power
Frequency (Hz)
2135-209 2025/11/25 8.19UT TOYOKAWA-KISO
Cross/Auto Correlation
Time (sec)

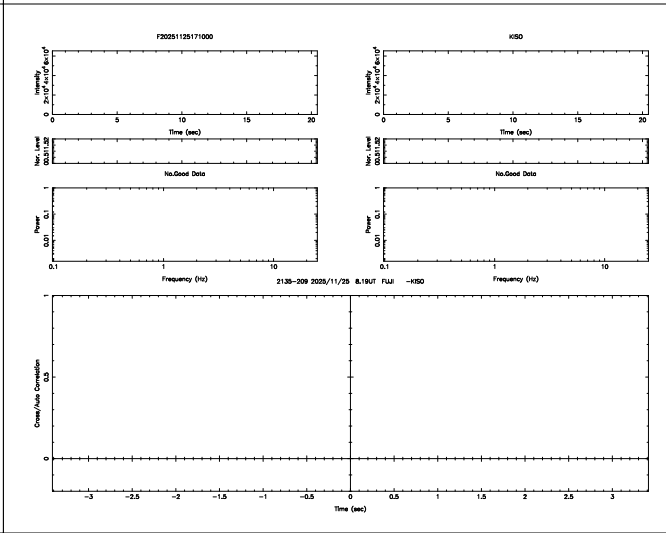
F20251125171000
KISO
Intensity
Time (sec)
Nor. Level
No.Good Data
Power
Frequency (Hz)
2135-209 2025/11/25 8.19UT FUJI -KISO
Cross/Auto Correlation
Time (sec)