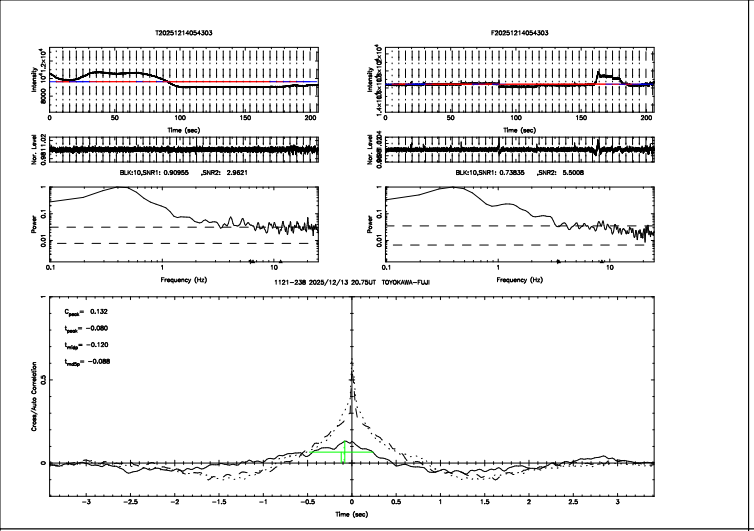
T20251214054303
F20251214054303
BLK:10,SNR1: 0.90955 ,SNR2: 2.9821
BLK:10,SNR1: 0.73835 ,SNR2: 5.5008
1121-238 2025/12/13 20.75UT TOYOKAWA-FUJI
C_peak= 0.132
t_peak= -0.080
t_edge= -0.120
t_centr= -0.088
Time (sec)
Frequency (Hz)
Cross/Auto Correlation

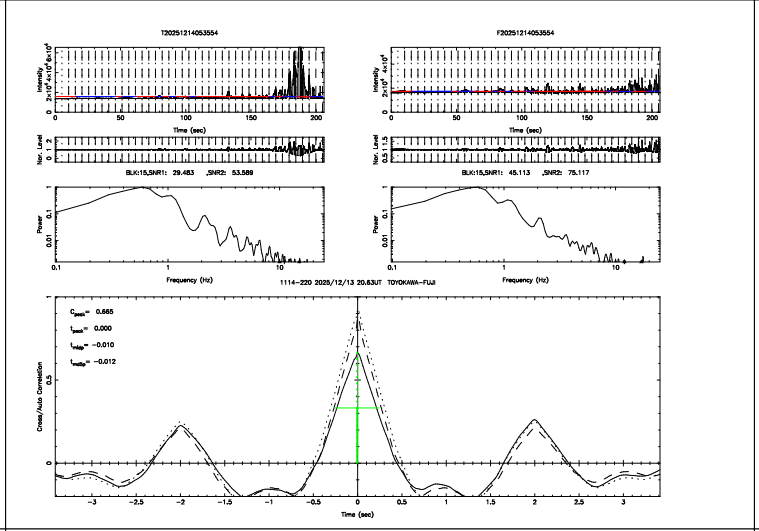
T20251214053554
F20251214053554
BLK:15,SNR1: 29.463 ,SNR2: 53.589
BLK:15,SNR1: 45.113 ,SNR2: 75.117
1114-220 2025/12/13 20.63UT TOYOKAWA-FUJI
C_peak= 0.665
t_peak= 0.000
t_edge= -0.010
t_centr= -0.012
Time (sec)
Frequency (Hz)
Cross/Auto Correlation

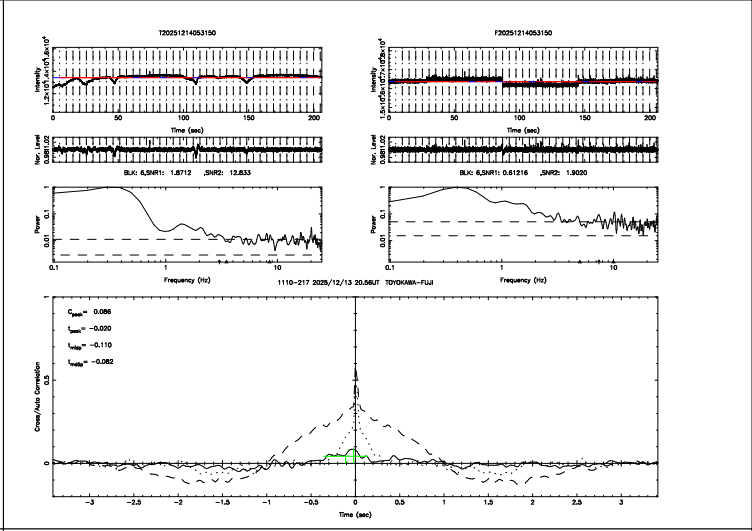
T20251214053150
F20251214053150
BLK: 6,SNR1: 1.8712 ,SNR2: 12.833
BLK: 6,SNR1: 0.61216 ,SNR2: 1.9020
1110-217 2025/12/13 20.56UT TOYOKAWA-FUJI
C_peak= 0.086
t_peak= -0.020
t_edge= -0.110
t_centr= -0.082
Time (sec)
Frequency (Hz)
Cross/Auto Correlation

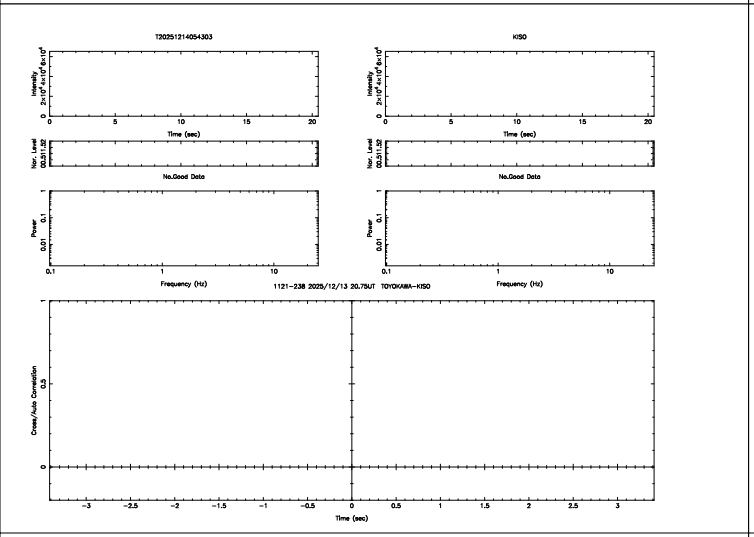
T20251214054303
KISO
No.Good Data
1121-238 2025/12/13 20.75UT TOYOKAWA-KISO
Time (sec)
Frequency (Hz)
Cross/Auto Correlation

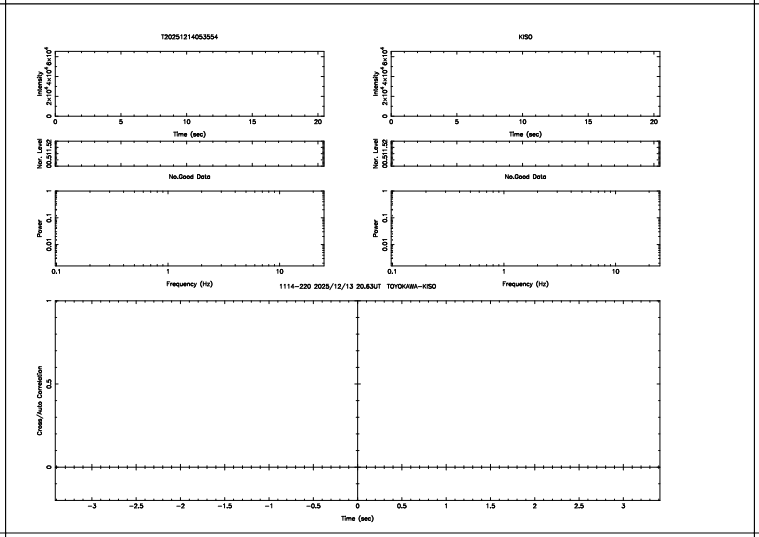
T20251214053554
KISO
No.Good Data
1114-220 2025/12/13 20.63UT TOYOKAWA-KISO
Time (sec)
Frequency (Hz)
Cross/Auto Correlation

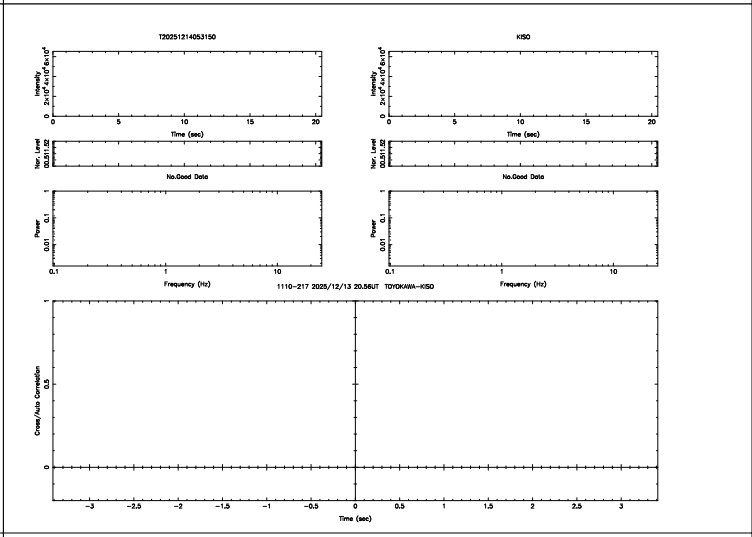
T20251214053150
KISO
No.Good Data
1110-217 2025/12/13 20.56UT TOYOKAWA-KISO
Time (sec)
Frequency (Hz)
Cross/Auto Correlation

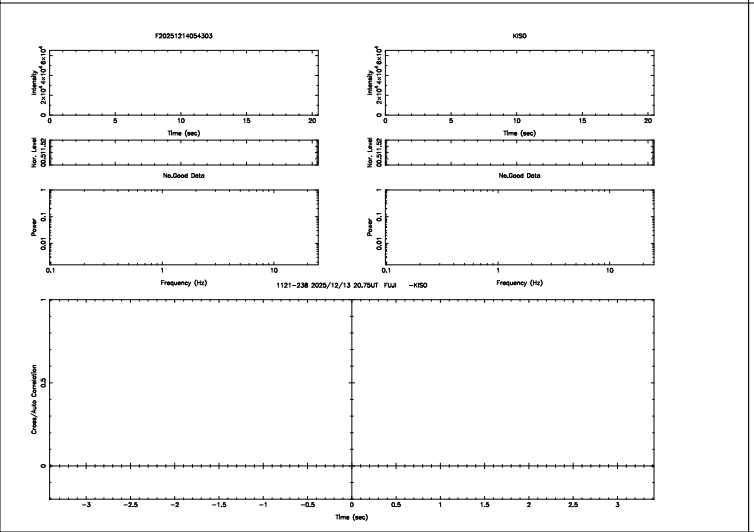
F20251214054303
KISO
No.Good Data
1121-238 2025/12/13 20.75UT FUJI -KISO
Time (sec)
Frequency (Hz)
Cross/Auto Correlation

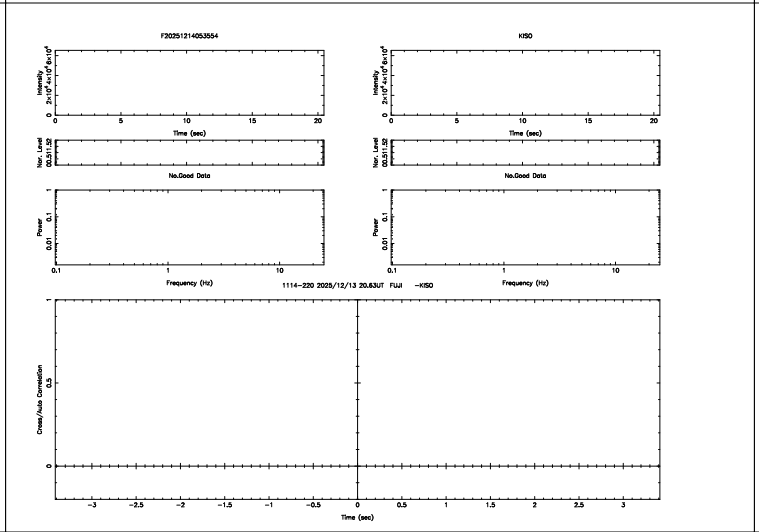
F20251214053554
KISO
No.Good Data
1114-220 2025/12/13 20.63UT FUJI -KISO
Time (sec)
Frequency (Hz)
Cross/Auto Correlation

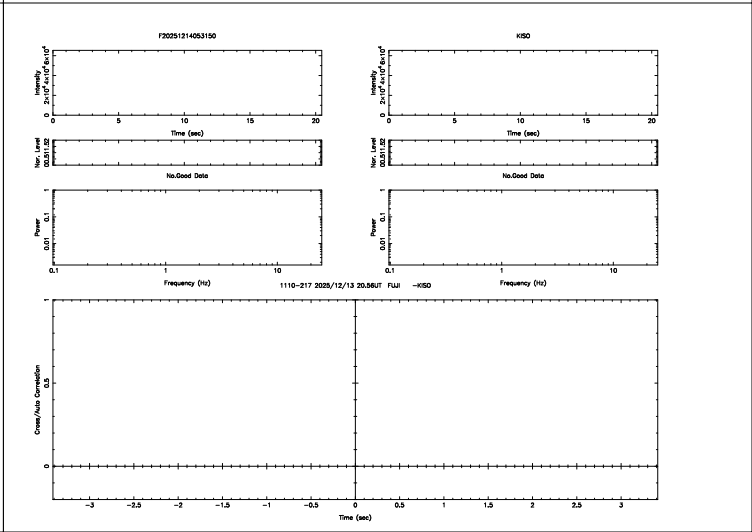
F20251214053150
KISO
No.Good Data
1110-217 2025/12/13 20.56UT FUJI -KISO
Time (sec)
Frequency (Hz)
Cross/Auto Correlation

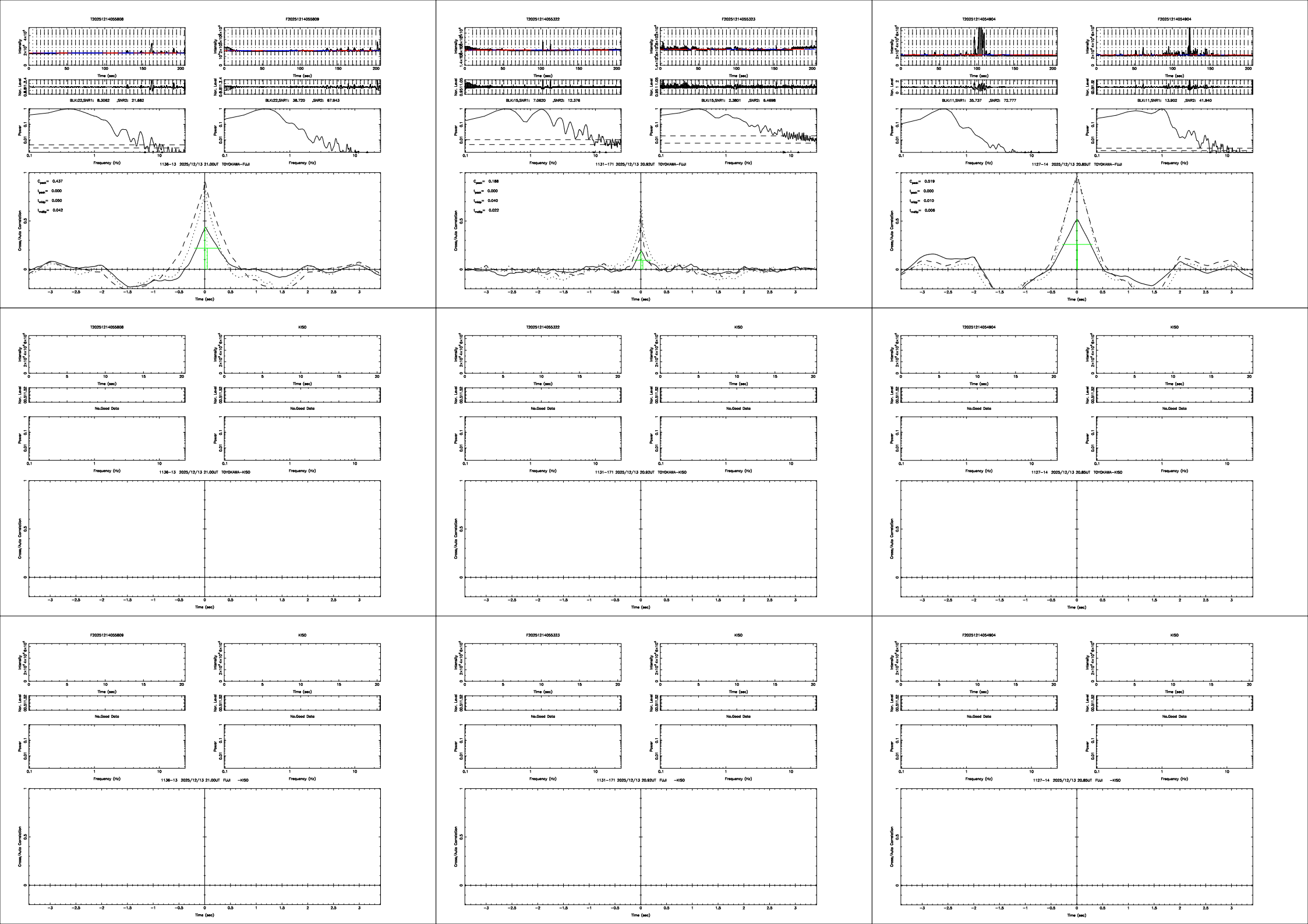
T20251214055808
F20251214055809
BLK:22,SNR1: 8.3062 ,SNR2: 21.682
BLK:22,SNR1: 38.720 ,SNR2: 67.943
1136-13 2025/12/13 21.00UT TOYOKAWA-FUJI
T20251214055322
F20251214055323
BLK:15,SNR1: 7.0620 ,SNR2: 12.376
BLK:15,SNR1: 2.3801 ,SNR2: 6.4698
1131-171 2025/12/13 20.92UT TOYOKAWA-FUJI
T20251214054904
F20251214054904
BLK:11,SNR1: 35.737 ,SNR2: 72.777
BLK:11,SNR1: 13.902 ,SNR2: 41.940
1127-14 2025/12/13 20.85UT TOYOKAWA-FUJI
T20251214055808
KISO
1136-13 2025/12/13 21.00UT TOYOKAWA-KISO
T20251214055322
KISO
1131-171 2025/12/13 20.92UT TOYOKAWA-KISO
T20251214054904
KISO
1127-14 2025/12/13 20.85UT TOYOKAWA-KISO
F20251214055809
KISO
1136-13 2025/12/13 21.00UT FUJI -KISO
F20251214055323
KISO
1131-171 2025/12/13 20.92UT FUJI -KISO
F20251214054904
KISO
1127-14 2025/12/13 20.85UT FUJI -KISO
Intensity
Nor. Level
Power
Frequency (Hz)
Time (sec)
Cross/Auto Correlation
No.Good Data

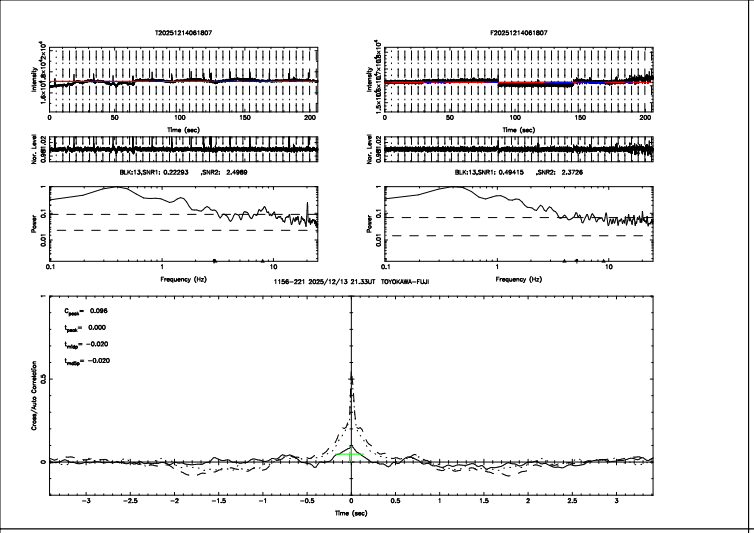
T20251214061807
F20251214061807
BLK:13,SNR1: 0.22293 ,SNR2: 2.4989
BLK:13,SNR1: 0.49415 ,SNR2: 2.3726
1156-221 2025/12/13 21.33JT TOYOKAWA-FUJI
C_peak= 0.096
t_peak= 0.000
t_rise= -0.020
t_fall= -0.020

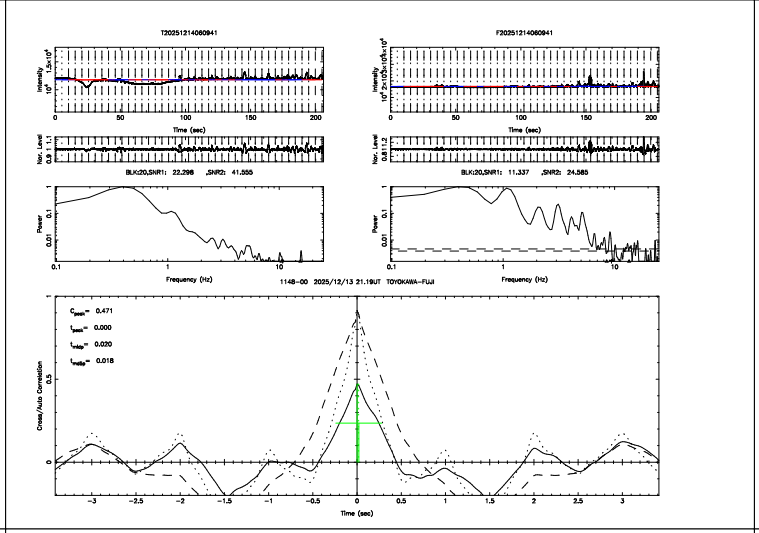
T20251214060941
F20251214060941
BLK:20,SNR1: 22.298 ,SNR2: 41.555
BLK:20,SNR1: 11.337 ,SNR2: 24.585
1148-00 2025/12/13 21.19UT TOYOKAWA-FUJI
C_peak= 0.471
t_peak= 0.000
t_rise= 0.020
t_fall= 0.018

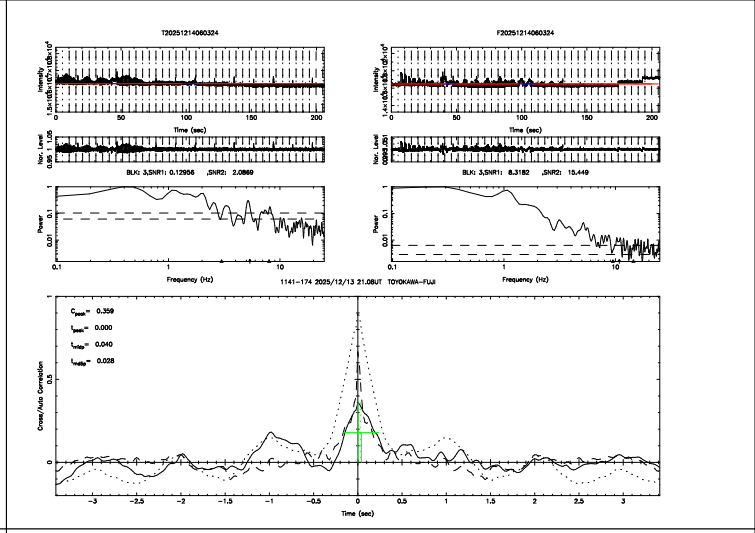
T20251214060324
F20251214060324
BLK: 3,SNR1: 0.12956 ,SNR2: 2.0869
BLK: 3,SNR1: 8.3182 ,SNR2: 15.449
1141-174 2025/12/13 21.08UT TOYOKAWA-FUJI
C_peak= 0.359
t_peak= 0.000
t_rise= 0.040
t_fall= 0.028


T20251214061807
KISO
No.Good Data
1156-221 2025/12/13 21.33JT TOYOKAWA-KISO

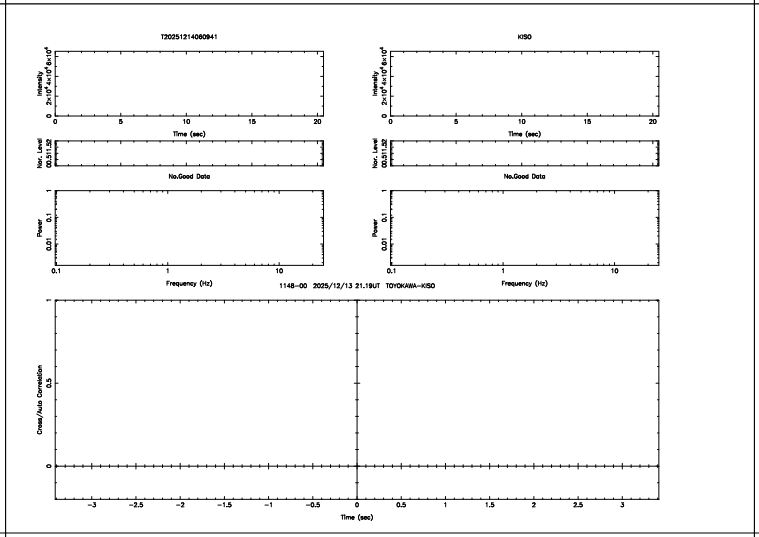
T20251214060941
KISO
No.Good Data
1148-00 2025/12/13 21.19UT TOYOKAWA-KISO

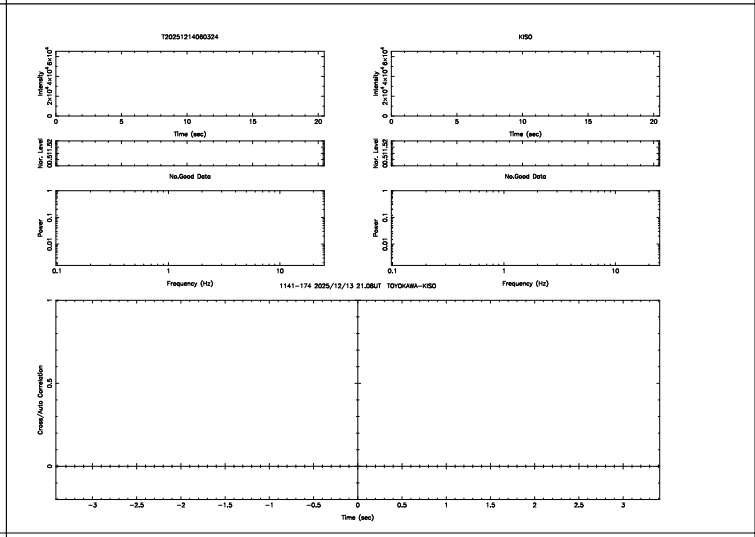
T20251214060324
KISO
No.Good Data
1141-174 2025/12/13 21.08UT TOYOKAWA-KISO

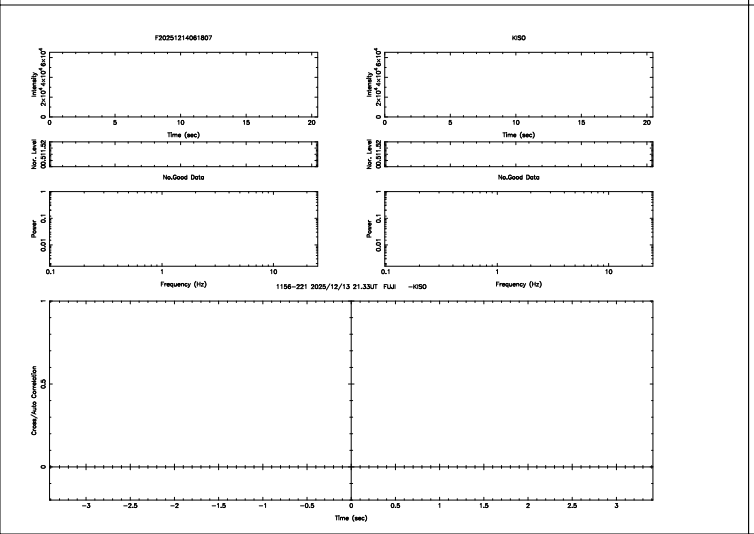
F20251214061807
KISO
No.Good Data
1156-221 2025/12/13 21.33JT FUJI -KISO

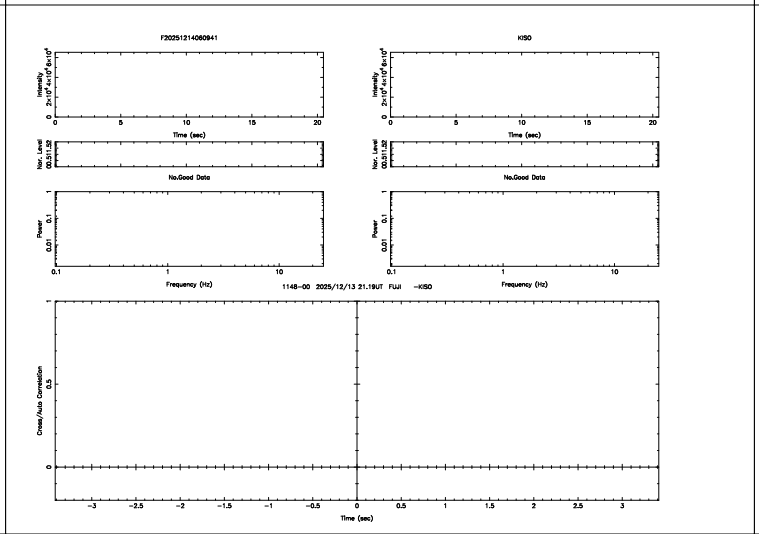
F20251214060941
KISO
No.Good Data
1148-00 2025/12/13 21.19UT FUJI -KISO

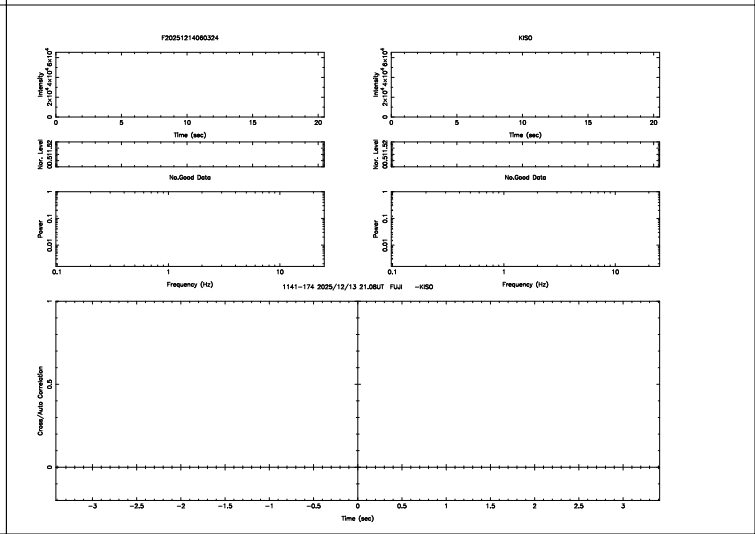
F20251214060324
KISO
No.Good Data
1141-174 2025/12/13 21.08UT FUJI -KISO


T20251214064757
F20251214064758
BLK: 9,SNR1: 2.7574 ,SNR2: 7.1266
BLK: 9,SNR1: 13.216 ,SNR2: 31.430
3C273 2025/12/13 21.83UT TOYOKAWA-FUJI
T20251214063439
F20251214063439
BLK: 6,SNR1: 0.15539 ,SNR2: 0.98585
BLK: 6,SNR1: 0.49712 ,SNR2: 6.0299
1213-17 2025/12/13 21.61UT TOYOKAWA-FUJI
T20251214062636
F20251214062637
BLK:12,SNR1: 6.8913 ,SNR2: 16.962
BLK:12,SNR1: 0.15301 ,SNR2: 3.3022
1205-167 2025/12/13 21.47UT TOYOKAWA-FUJI
KISO
No.Good Data
3C273 2025/12/13 21.83UT TOYOKAWA-KISO
1213-17 2025/12/13 21.61UT TOYOKAWA-KISO
1205-167 2025/12/13 21.47UT TOYOKAWA-KISO
3C273 2025/12/13 21.83UT FUJI -KISO
1213-17 2025/12/13 21.61UT FUJI -KISO
1205-167 2025/12/13 21.47UT FUJI -KISO
Time (sec)
Frequency (Hz)
Cross/Auto Correlation

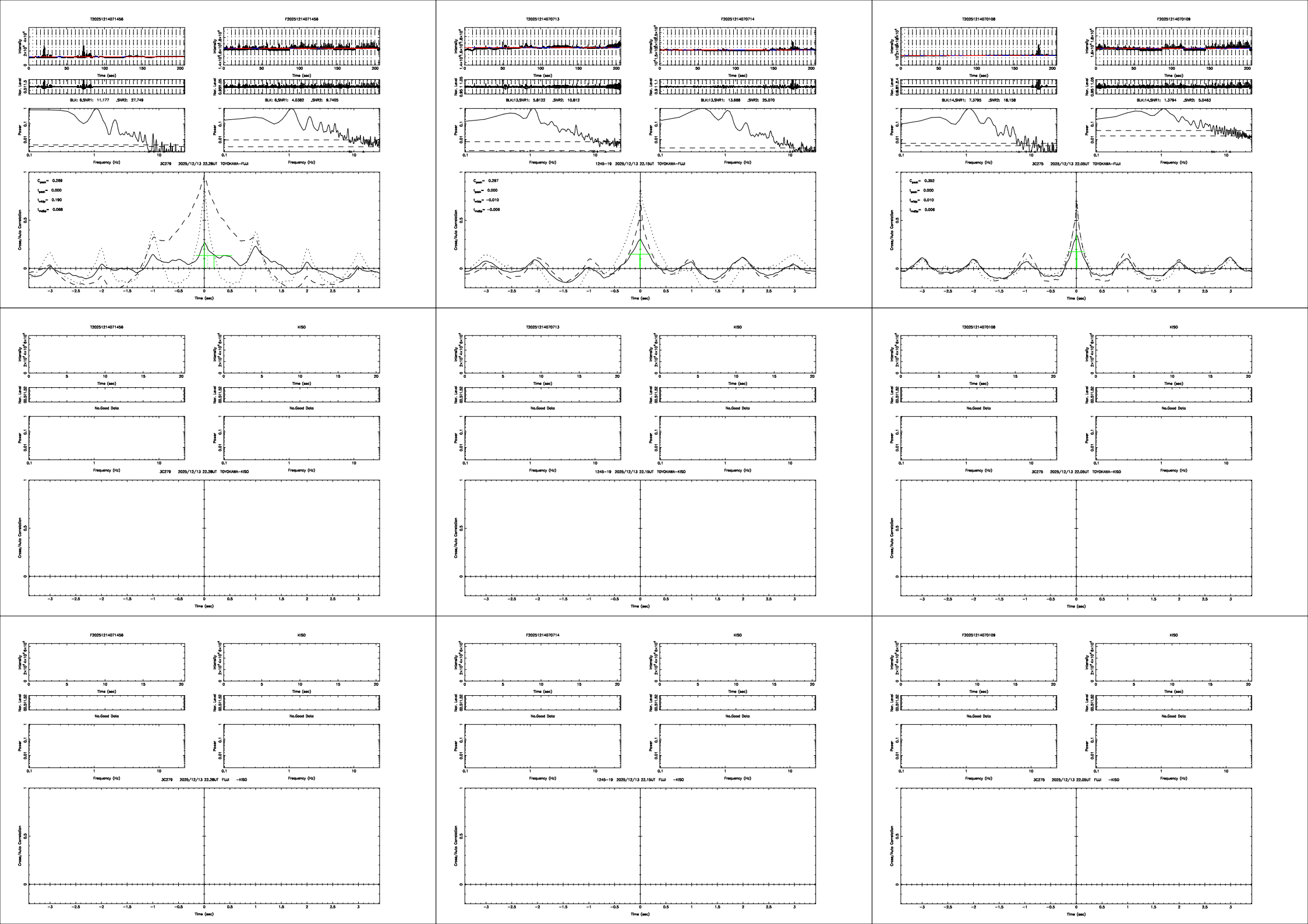
T20251214071456
F20251214071456
BLK: 6,SNR1: 11.177 ,SNR2: 27.749
BLK: 6,SNR1: 4.0382 ,SNR2: 9.7405
3C279 2025/12/13 22.28UT TOYOKAWA-FUJI
T20251214070713
F20251214070714
BLK:13,SNR1: 5.8122 ,SNR2: 10.812
BLK:13,SNR1: 13.668 ,SNR2: 25.070
1245-19 2025/12/13 22.15UT TOYOKAWA-FUJI
T20251214070108
F20251214070109
BLK:14,SNR1: 7.3795 ,SNR2: 18.158
BLK:14,SNR1: 1.3794 ,SNR2: 5.0463
3C275 2025/12/13 22.05UT TOYOKAWA-FUJI
T20251214071456
KISO
3C279 2025/12/13 22.28UT TOYOKAWA-KISO
T20251214070713
KISO
1245-19 2025/12/13 22.15UT TOYOKAWA-KISO
T20251214070108
KISO
3C275 2025/12/13 22.05UT TOYOKAWA-KISO
F20251214071456
KISO
3C279 2025/12/13 22.28UT FUJI -KISO
F20251214070714
KISO
1245-19 2025/12/13 22.15UT FUJI -KISO
F20251214070109
KISO
3C275 2025/12/13 22.05UT FUJI -KISO
Intensity
Time (sec)
Nor. Level
Power
Frequency (Hz)
Cross/Auto Correlation
No.Good Data

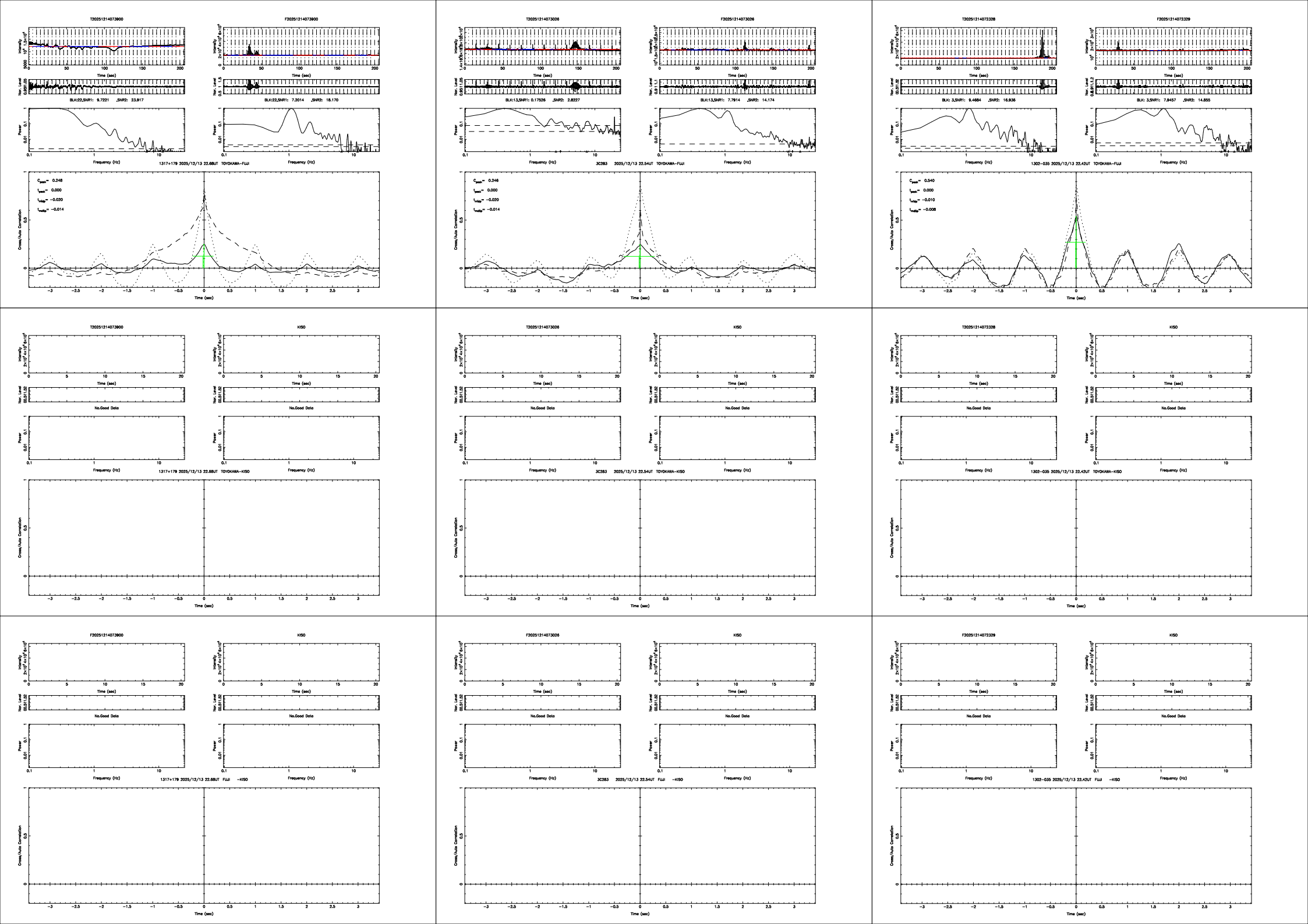
T20251214073900
F20251214073900
BLK:22,SNR1: 9.7221 ,SNR2: 23.917
BLK:22,SNR1: 7.2014 ,SNR2: 18.170
1317+179 2025/12/13 22.68UT TOYOKAWA-FUJI
T20251214073026
F20251214073026
BLK:13,SNR1: 0.17526 ,SNR2: 2.8227
BLK:13,SNR1: 7.7914 ,SNR2: 14.174
3C283 2025/12/13 22.54UT TOYOKAWA-FUJI
T20251214072328
F20251214072329
BLK: 3,SNR1: 9.4684 ,SNR2: 16.936
BLK: 3,SNR1: 7.9457 ,SNR2: 14.855
1302-035 2025/12/13 22.42UT TOYOKAWA-FUJI
KISO
No.Good Data
1317+179 2025/12/13 22.68UT TOYOKAWA-KISO
3C283 2025/12/13 22.54UT TOYOKAWA-KISO
1302-035 2025/12/13 22.42UT TOYOKAWA-KISO
1317+179 2025/12/13 22.68UT FUJI -KISO
3C283 2025/12/13 22.54UT FUJI -KISO
1302-035 2025/12/13 22.42UT FUJI -KISO
Intensity
Nor. Level
Power
Frequency (Hz)
Time (sec)
Cross/Auto Correlation

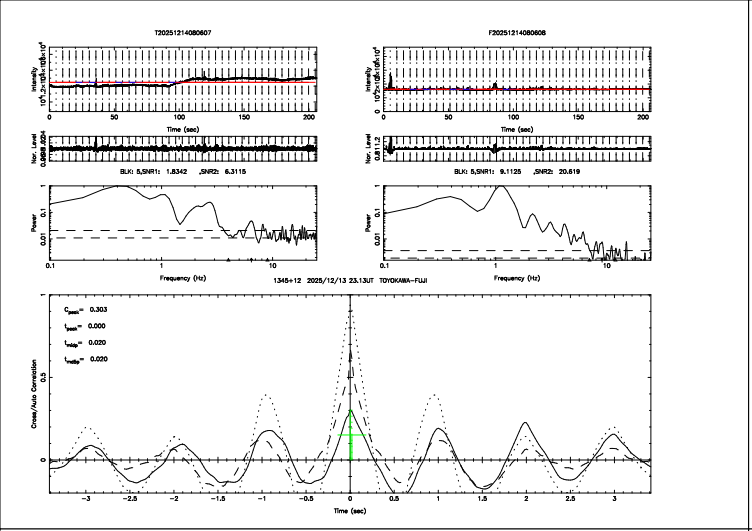
T20251214080607
F20251214080608
BLK: 5,SNR1: 1.8342 ,SNR2: 6.3115
BLK: 5,SNR1: 9.1125 ,SNR2: 20.619
1345+12 2025/12/13 23.13UT TOYOKAWA-FUJI
Cpeak= 0.303
tpeak= 0.000
tstdp= 0.020
tstdp= 0.020
Time (sec)
Frequency (Hz)
Cross/Auto Correlation

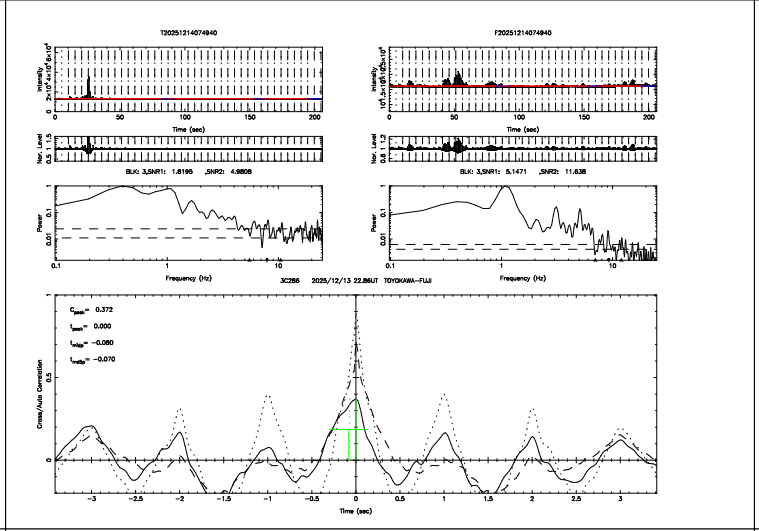
T20251214074940
F20251214074940
BLK: 3,SNR1: 1.8195 ,SNR2: 4.9808
BLK: 3,SNR1: 5.1471 ,SNR2: 11.638
3C286 2025/12/13 22.86UT TOYOKAWA-FUJI
Cpeak= 0.372
tpeak= 0.000
tstdp= −0.080
tstdp= −0.070
Time (sec)
Frequency (Hz)
Cross/Auto Correlation

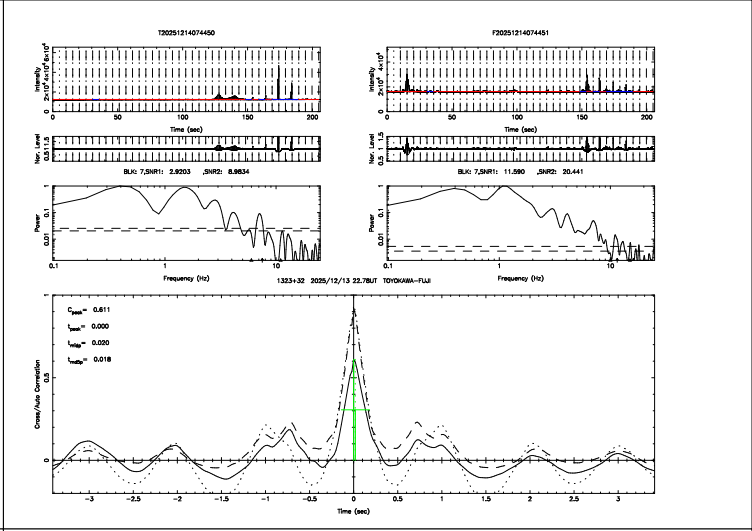
T20251214074450
F20251214074451
BLK: 7,SNR1: 2.9203 ,SNR2: 8.9834
BLK: 7,SNR1: 11.590 ,SNR2: 20.441
1323+32 2025/12/13 22.78UT TOYOKAWA-FUJI
Cpeak= 0.611
tpeak= 0.000
tstdp= 0.020
tstdp= 0.018
Time (sec)
Frequency (Hz)
Cross/Auto Correlation


T20251214080607
KISO
No.Good Data
1345+12 2025/12/13 23.13UT TOYOKAWA-KISO
Time (sec)
Frequency (Hz)
Cross/Auto Correlation

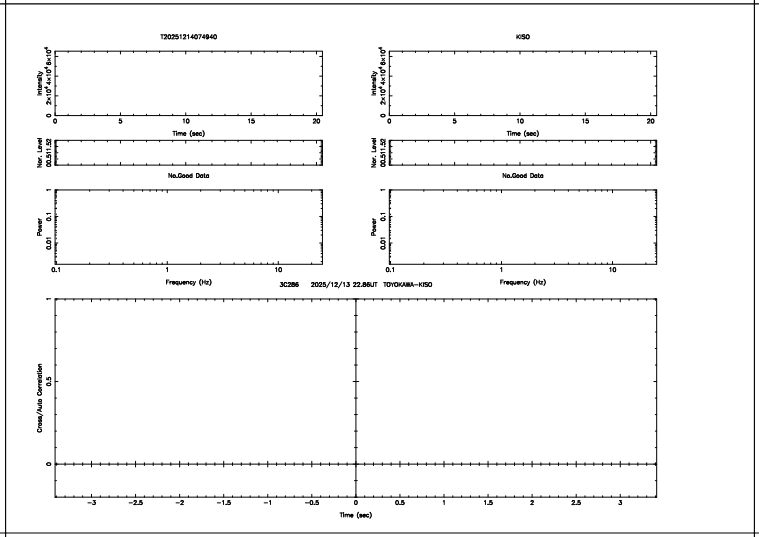
T20251214074940
KISO
No.Good Data
3C286 2025/12/13 22.86UT TOYOKAWA-KISO
Time (sec)
Frequency (Hz)
Cross/Auto Correlation

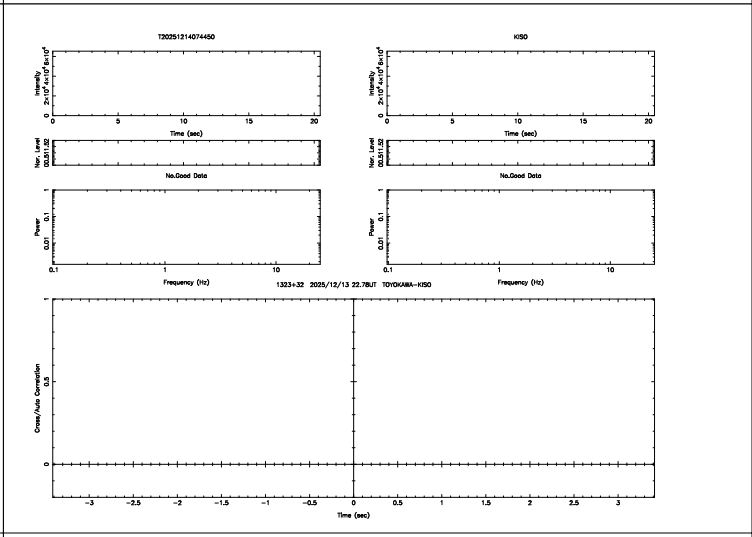
T20251214074450
KISO
No.Good Data
1323+32 2025/12/13 22.78UT TOYOKAWA-KISO
Time (sec)
Frequency (Hz)
Cross/Auto Correlation

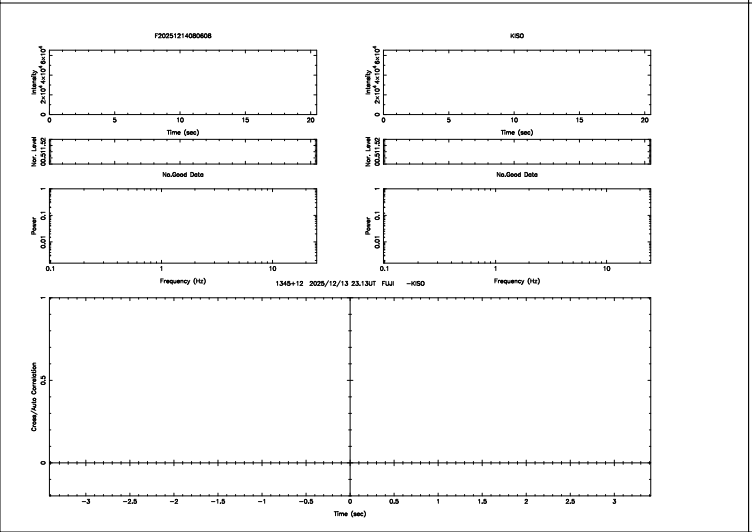
F20251214080608
KISO
No.Good Data
1345+12 2025/12/13 23.13UT FUJI -KISO
Time (sec)
Frequency (Hz)
Cross/Auto Correlation

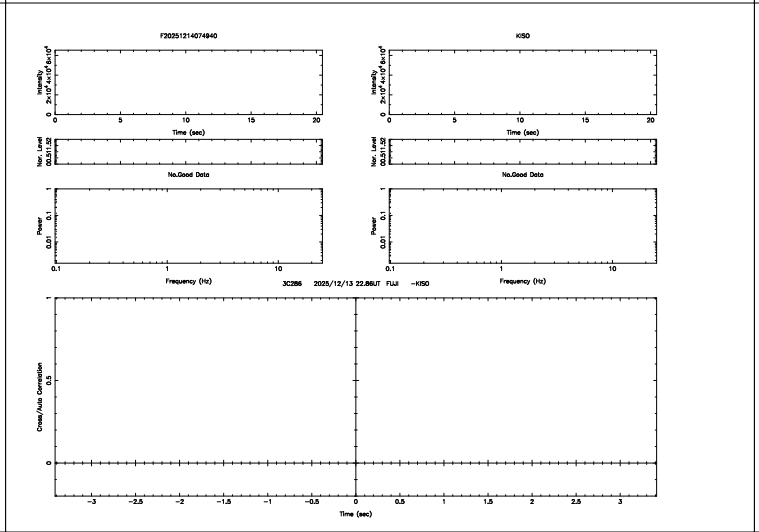
F20251214074940
KISO
No.Good Data
3C286 2025/12/13 22.86UT FUJI -KISO
Time (sec)
Frequency (Hz)
Cross/Auto Correlation

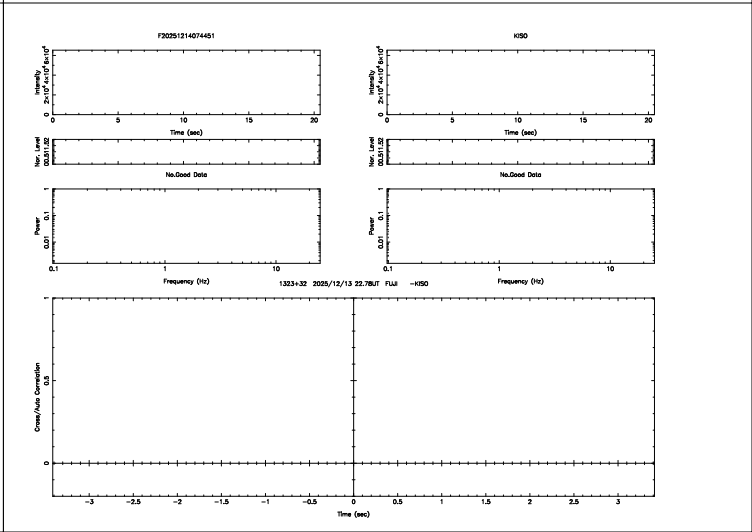
F20251214074451
KISO
No.Good Data
1323+32 2025/12/13 22.78UT FUJI -KISO
Time (sec)
Frequency (Hz)
Cross/Auto Correlation

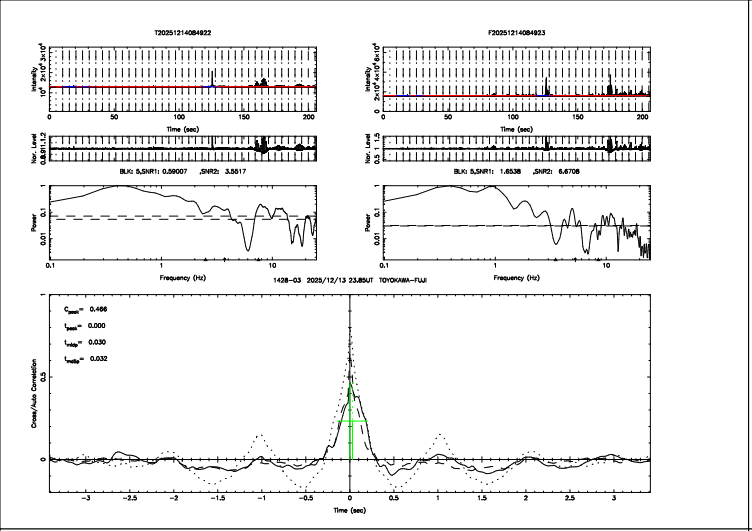
T20251214084922
F20251214084923
BLK: 5,SNR1: 0.59007 ,SNR2: 3.5517
BLK: 5,SNR1: 1.6538 ,SNR2: 6.6706
1428-03 2025/12/13 23.85UT TOYOKAWA-FUJI
C_peak= 0.466
t_peak= 0.000
t_rise= 0.030
t_fall= 0.032
Time (sec)
Frequency (Hz)
Cross/Auto Correlation

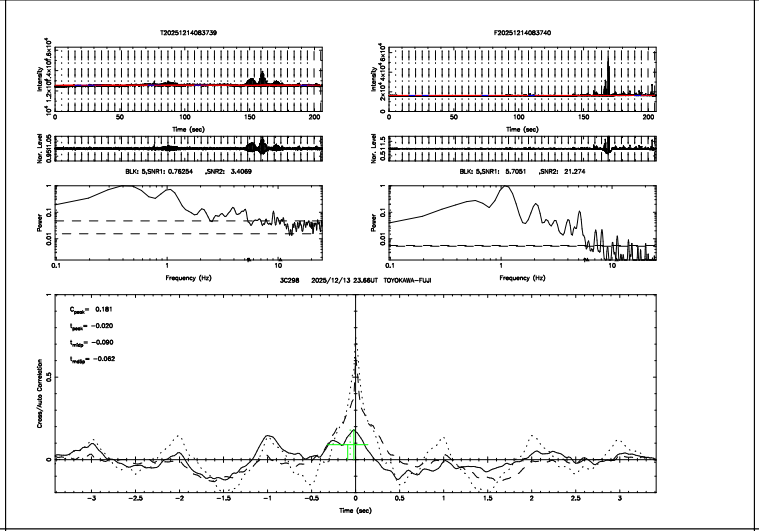
T20251214083739
F20251214083740
BLK: 5,SNR1: 0.76254 ,SNR2: 3.4069
BLK: 5,SNR1: 5.7051 ,SNR2: 21.274
3C298 2025/12/13 23.66UT TOYOKAWA-FUJI
C_peak= 0.181
t_peak= -0.020
t_rise= -0.090
t_fall= -0.052
Time (sec)
Frequency (Hz)
Cross/Auto Correlation

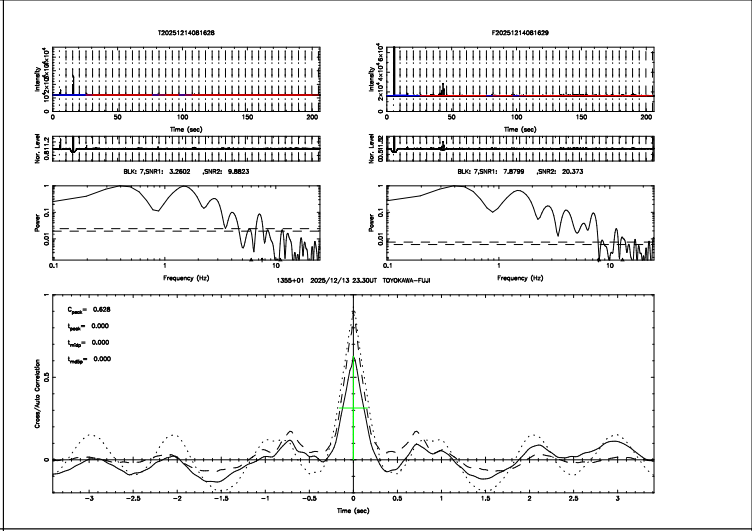
T20251214081628
F20251214081629
BLK: 7,SNR1: 3.2602 ,SNR2: 9.8823
BLK: 7,SNR1: 7.8799 ,SNR2: 20.373
1355+01 2025/12/13 23.30UT TOYOKAWA-FUJI
C_peak= 0.628
t_peak= 0.000
t_rise= 0.000
t_fall= 0.000
Time (sec)
Frequency (Hz)
Cross/Auto Correlation

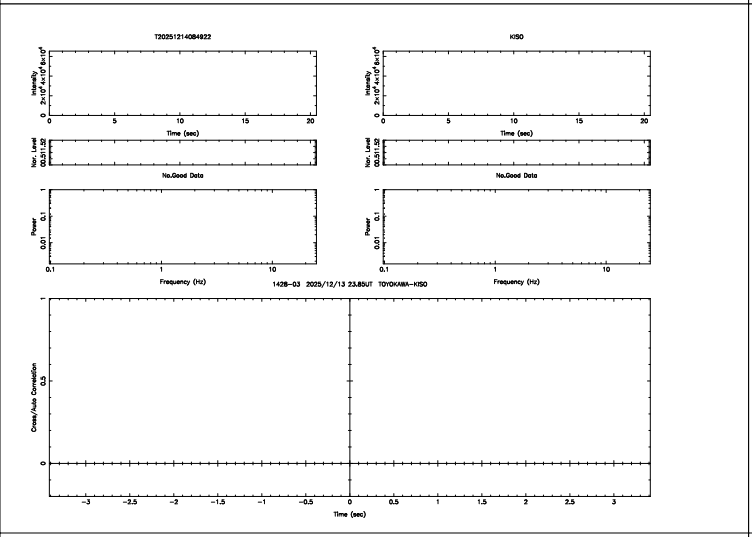
T20251214084922
KISO
No.Good Data
1428-03 2025/12/13 23.85UT TOYOKAWA-KISO
Time (sec)
Frequency (Hz)
Cross/Auto Correlation

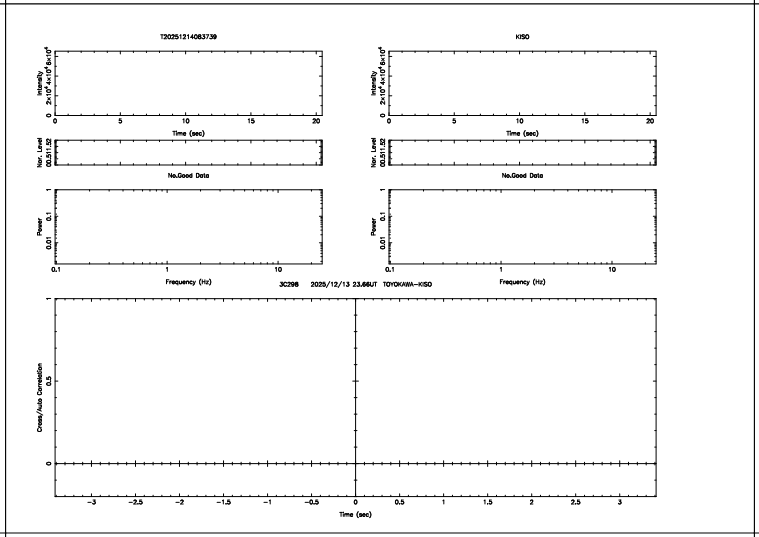
T20251214083739
KISO
No.Good Data
3C298 2025/12/13 23.66UT TOYOKAWA-KISO
Time (sec)
Frequency (Hz)
Cross/Auto Correlation

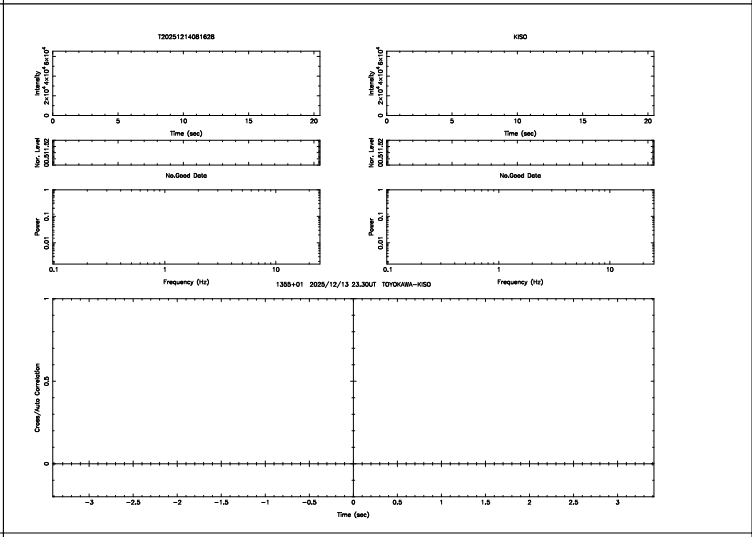
T20251214081628
KISO
No.Good Data
1355+01 2025/12/13 23.30UT TOYOKAWA-KISO
Time (sec)
Frequency (Hz)
Cross/Auto Correlation

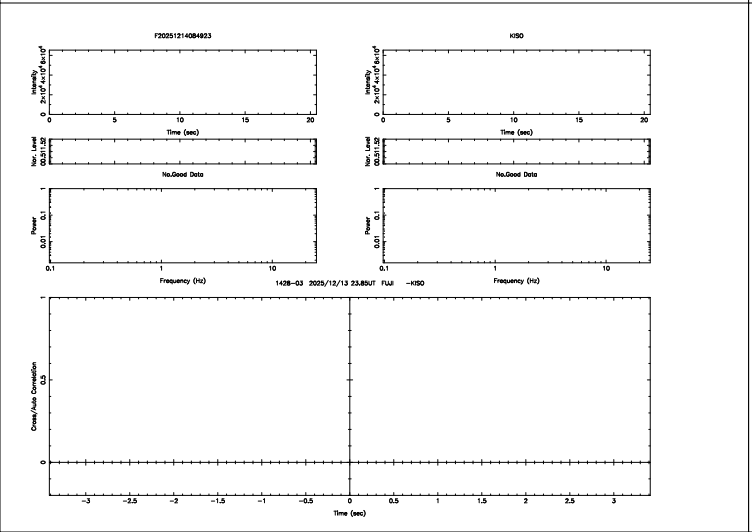
F20251214084923
KISO
No.Good Data
1428-03 2025/12/13 23.85UT FUJI -KISO
Time (sec)
Frequency (Hz)
Cross/Auto Correlation

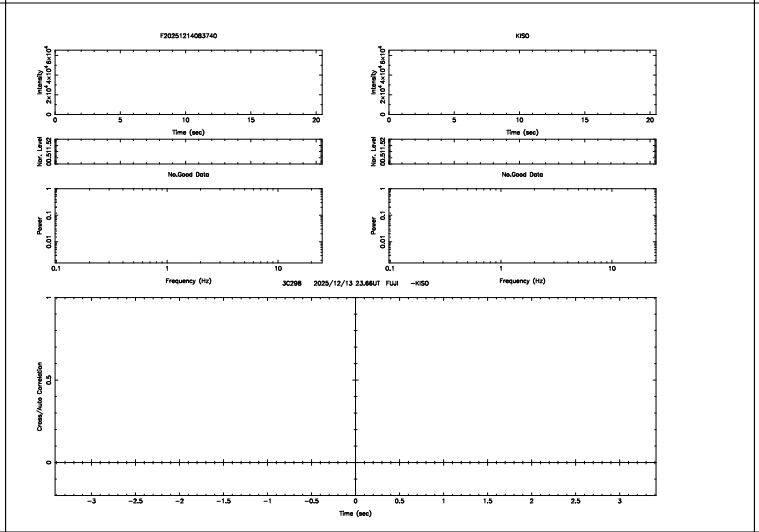
F20251214083740
KISO
No.Good Data
3C298 2025/12/13 23.66UT FUJI -KISO
Time (sec)
Frequency (Hz)
Cross/Auto Correlation

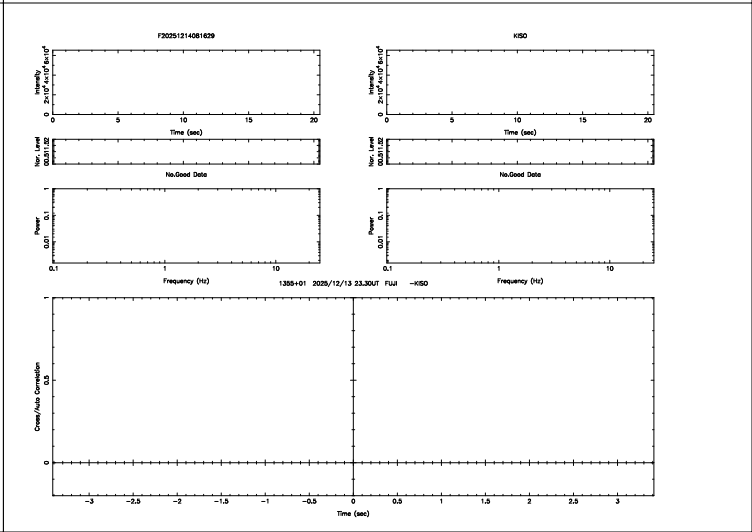
F20251214081629
KISO
No.Good Data
1355+01 2025/12/13 23.30UT FUJI -KISO
Time (sec)
Frequency (Hz)
Cross/Auto Correlation

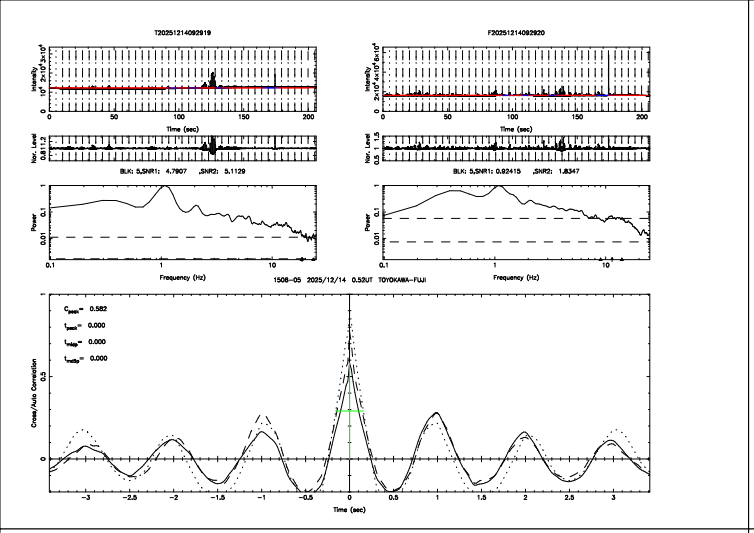
T20251214092919
F20251214092920
BLK: 5,SNR1: 4.7907 ,SNR2: 5.1129
BLK: 5,SNR1: 0.92415 ,SNR2: 1.8347
1508-05 2025/12/14 0.52UT TOYOKAWA-FUJI
C_peak= 0.582
t_peak= 0.000
t_rise= 0.000
t_fall= 0.000

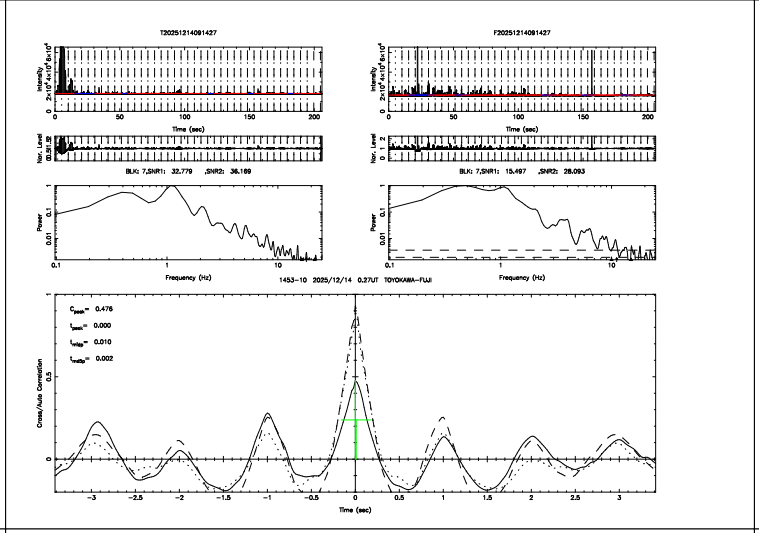
T20251214091427
F20251214091427
BLK: 7,SNR1: 32.779 ,SNR2: 36.169
BLK: 7,SNR1: 15.497 ,SNR2: 28.093
1453-10 2025/12/14 0.27UT TOYOKAWA-FUJI
C_peak= 0.476
t_peak= 0.000
t_rise= 0.010
t_fall= 0.002

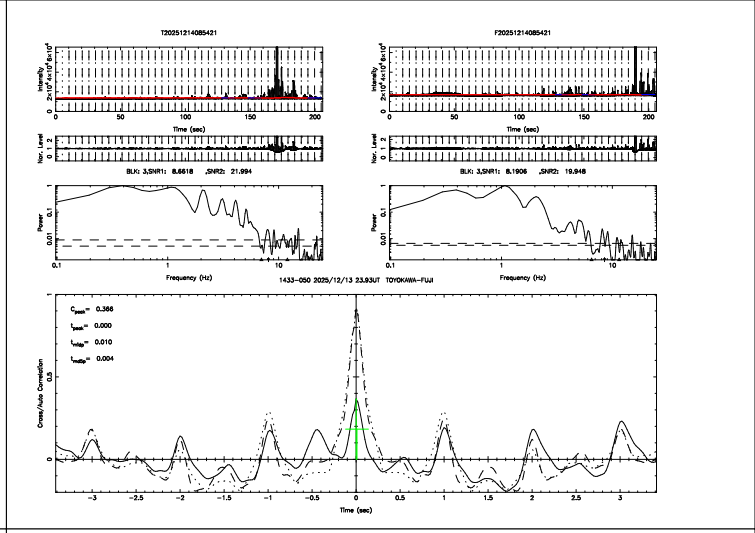
T20251214085421
F20251214085421
BLK: 3,SNR1: 8.6618 ,SNR2: 21.994
BLK: 3,SNR1: 8.1906 ,SNR2: 19.948
1433-050 2025/12/13 23.93UT TOYOKAWA-FUJI
C_peak= 0.366
t_peak= 0.000
t_rise= 0.010
t_fall= 0.004

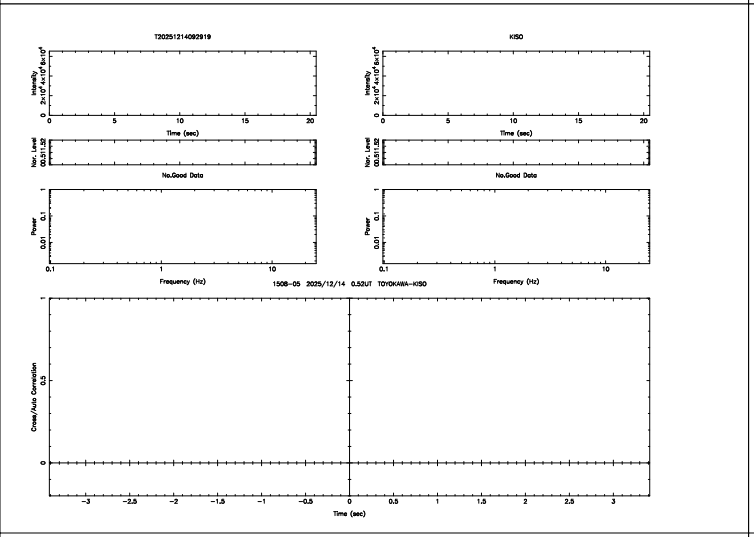
T20251214092919
KISO
No.Good Data
1508-05 2025/12/14 0.52UT TOYOKAWA-KISO

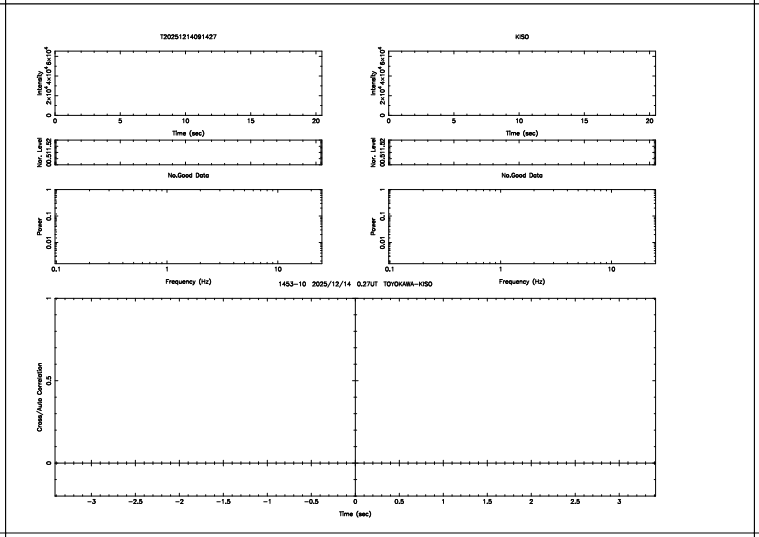
T20251214091427
KISO
No.Good Data
1453-10 2025/12/14 0.27UT TOYOKAWA-KISO

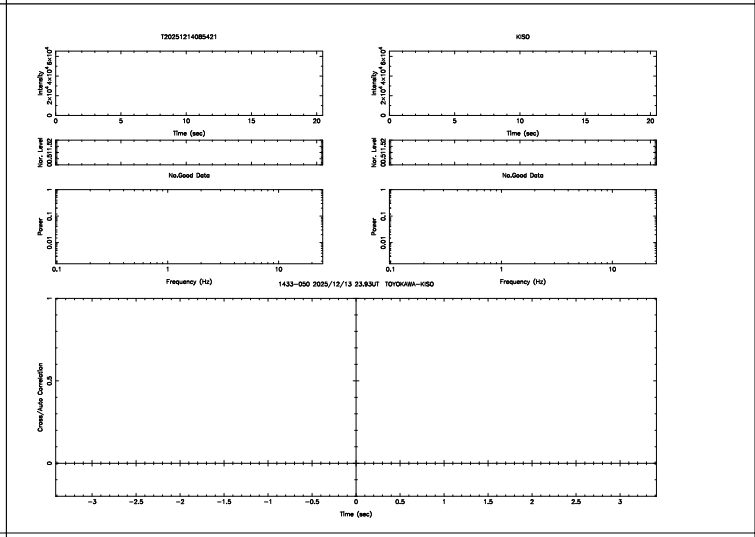
T20251214085421
KISO
No.Good Data
1433-050 2025/12/13 23.93UT TOYOKAWA-KISO

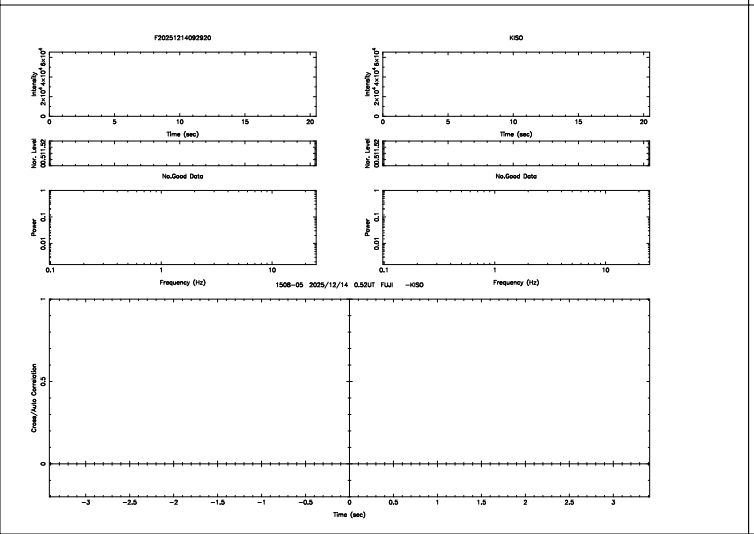
F20251214092920
KISO
No.Good Data
1508-05 2025/12/14 0.52UT FUJI -KISO

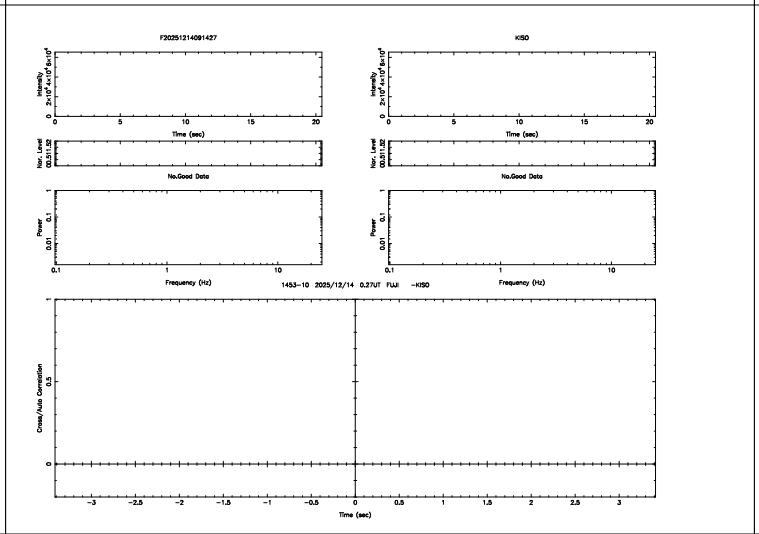
F20251214091427
KISO
No.Good Data
1453-10 2025/12/14 0.27UT FUJI -KISO

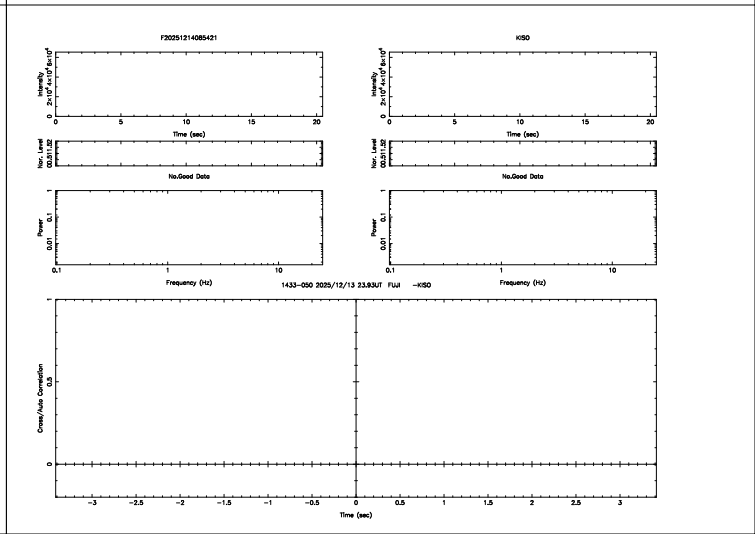
F20251214085421
KISO
No.Good Data
1433-050 2025/12/13 23.93UT FUJI -KISO

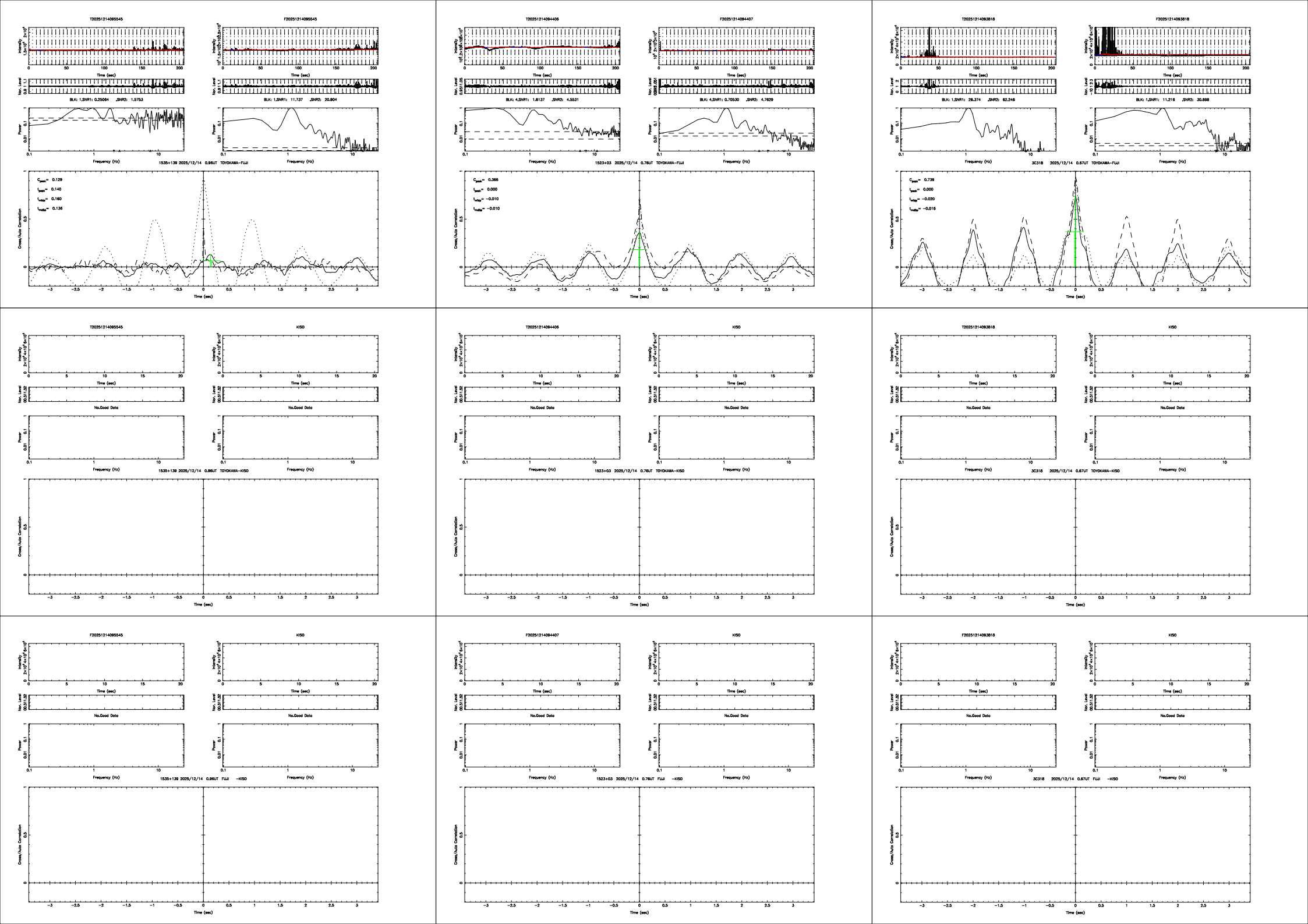
T20251214095545
F20251214095545
BLK: 1,SNR1: 0.25064 ,SNR2: 1.5753
BLK: 1,SNR1: 11.737 ,SNR2: 20.904
1535+139 2025/12/14 0.96UT TOYOKAWA-FUJI
T20251214094406
F20251214094407
BLK: 4,SNR1: 1.6137 ,SNR2: 4.5531
BLK: 4,SNR1: 0.70530 ,SNR2: 4.7629
1523+03 2025/12/14 0.76UT TOYOKAWA-FUJI
T20251214093818
F20251214093818
BLK: 1,SNR1: 26.374 ,SNR2: 62.246
BLK: 1,SNR1: 11.216 ,SNR2: 30.698
3C318 2025/12/14 0.67UT TOYOKAWA-FUJI
T20251214095545
KISO
1535+139 2025/12/14 0.96UT TOYOKAWA-KISO
T20251214094406
KISO
1523+03 2025/12/14 0.76UT TOYOKAWA-KISO
T20251214093818
KISO
3C318 2025/12/14 0.67UT TOYOKAWA-KISO
F20251214095545
KISO
1535+139 2025/12/14 0.96UT FUJI -KISO
F20251214094407
KISO
1523+03 2025/12/14 0.76UT FUJI -KISO
F20251214093818
KISO
3C318 2025/12/14 0.67UT FUJI -KISO
Intensity
Time (sec)
Nor. Level
Power
Frequency (Hz)
Cross/Auto Correlation
No.Good Data

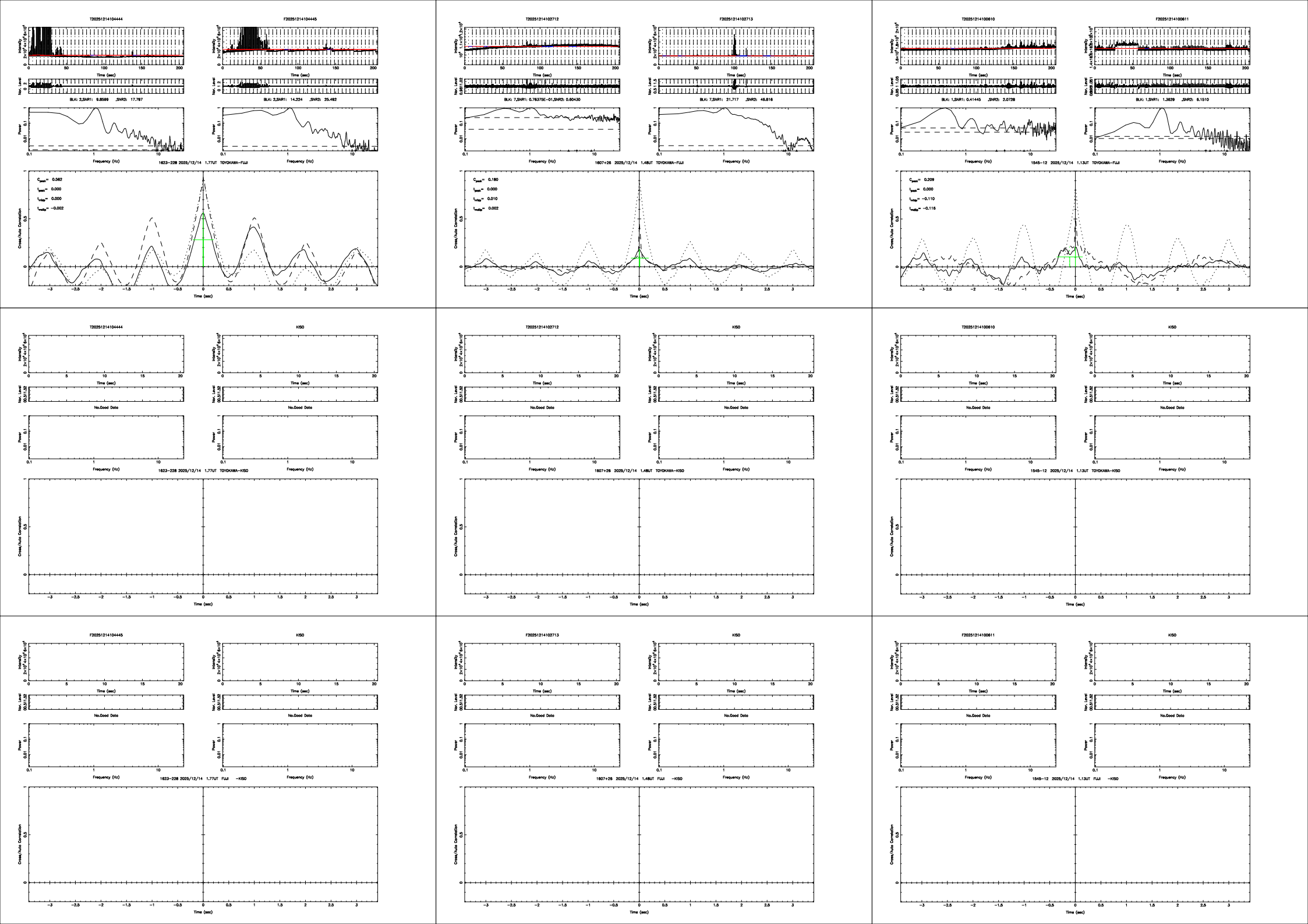
T20251214104444
F20251214104445
BLK: 2,SNR1: 9.8599 ,SNR2: 17.797
BLK: 2,SNR1: 14.224 ,SNR2: 25.492
1623−228 2025/12/14 1.77UT TOYOKAWA−FUJI
T20251214102712
F20251214102713
BLK: 7,SNR1: 0.76375E−01,SNR2: 0.60430
BLK: 7,SNR1: 21.717 ,SNR2: 46.816
1607+26 2025/12/14 1.48UT TOYOKAWA−FUJI
T20251214100610
F20251214100611
BLK: 1,SNR1: 0.41445 ,SNR2: 2.0728
BLK: 1,SNR1: 1.3629 ,SNR2: 6.1510
1545−12 2025/12/14 1.13UT TOYOKAWA−FUJI
KISO
No.Good Data
1623−228 2025/12/14 1.77UT TOYOKAWA−KISO
1607+26 2025/12/14 1.48UT TOYOKAWA−KISO
1545−12 2025/12/14 1.13UT TOYOKAWA−KISO
1623−228 2025/12/14 1.77UT FUJI −KISO
1607+26 2025/12/14 1.48UT FUJI −KISO
1545−12 2025/12/14 1.13UT FUJI −KISO
Time (sec)
Frequency (Hz)
Cross/Auto Correlation
Power
Nor. Level

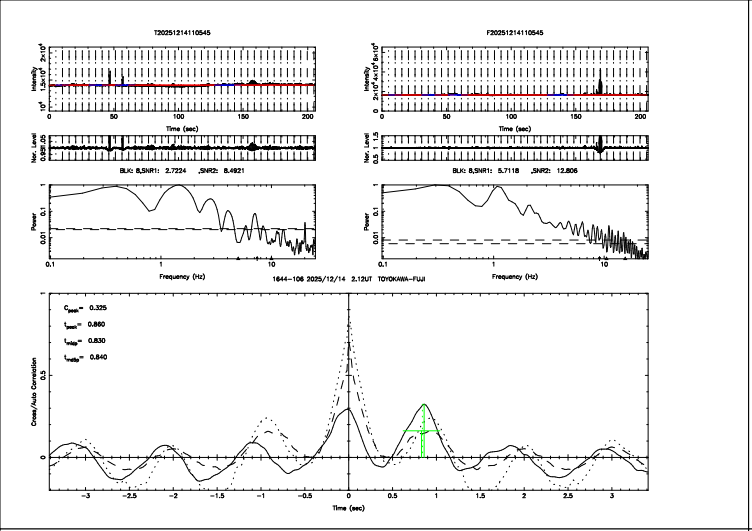
T20251214110545
F20251214110545
BLK: 8,SNR1: 2.7224 ,SNR2: 8.4921
BLK: 8,SNR1: 5.7118 ,SNR2: 12.806
1644-106 2025/12/14 2.12UT TOYOKAWA-FUJI
C_{peak}= 0.325
t_{peak}= 0.860
t_{edge}= 0.830
t_{cntr}= 0.840
Time (sec)
Frequency (Hz)
Cross/Auto Correlation

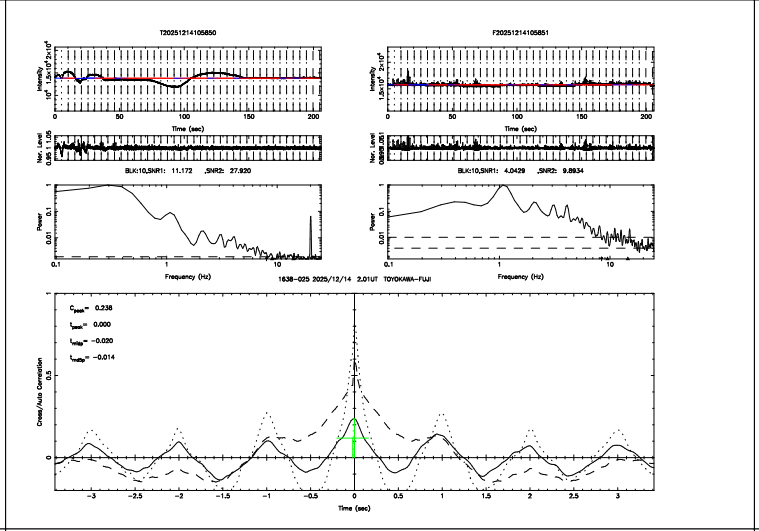
T20251214105850
F20251214105851
BLK:10,SNR1: 11.172 ,SNR2: 27.920
BLK:10,SNR1: 4.0429 ,SNR2: 9.8934
1638-025 2025/12/14 2.01UT TOYOKAWA-FUJI
C_{peak}= 0.238
t_{peak}= 0.000
t_{edge}= −0.020
t_{cntr}= −0.014
Time (sec)
Frequency (Hz)
Cross/Auto Correlation

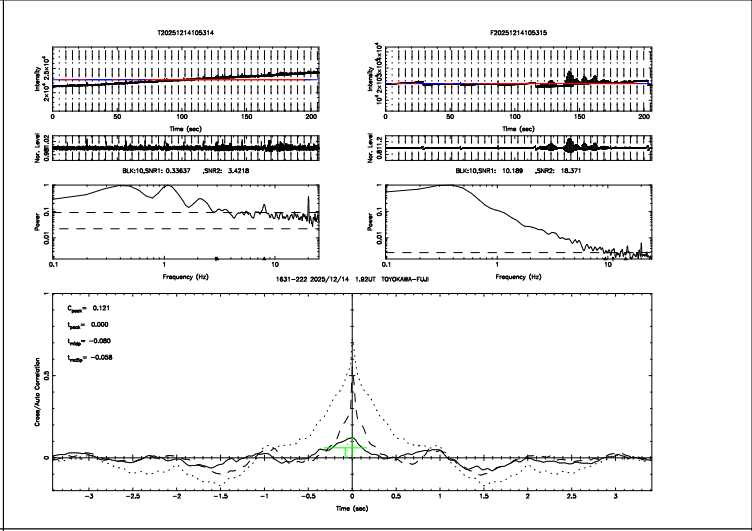
T20251214105314
F20251214105315
BLK:10,SNR1: 0.33637 ,SNR2: 3.4218
BLK:10,SNR1: 10.189 ,SNR2: 18.371
1631-222 2025/12/14 1.92UT TOYOKAWA-FUJI
C_{peak}= 0.121
t_{peak}= 0.000
t_{edge}= −0.080
t_{cntr}= −0.058
Time (sec)
Frequency (Hz)
Cross/Auto Correlation

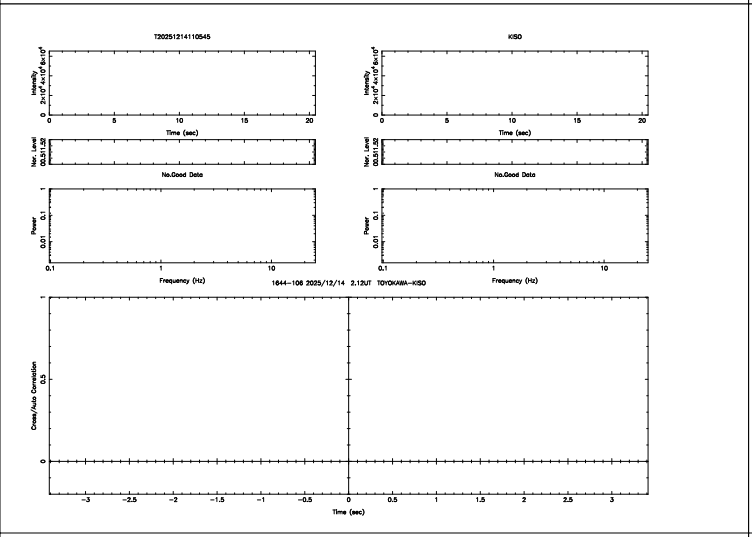
T20251214110545
KISO
No.Good Data
1644-106 2025/12/14 2.12UT TOYOKAWA-KISO
Time (sec)
Frequency (Hz)
Cross/Auto Correlation

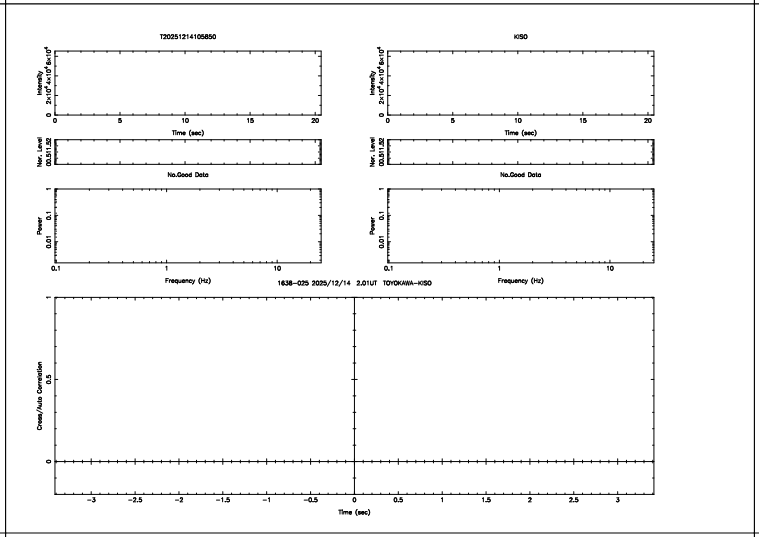
T20251214105850
KISO
No.Good Data
1638-025 2025/12/14 2.01UT TOYOKAWA-KISO
Time (sec)
Frequency (Hz)
Cross/Auto Correlation

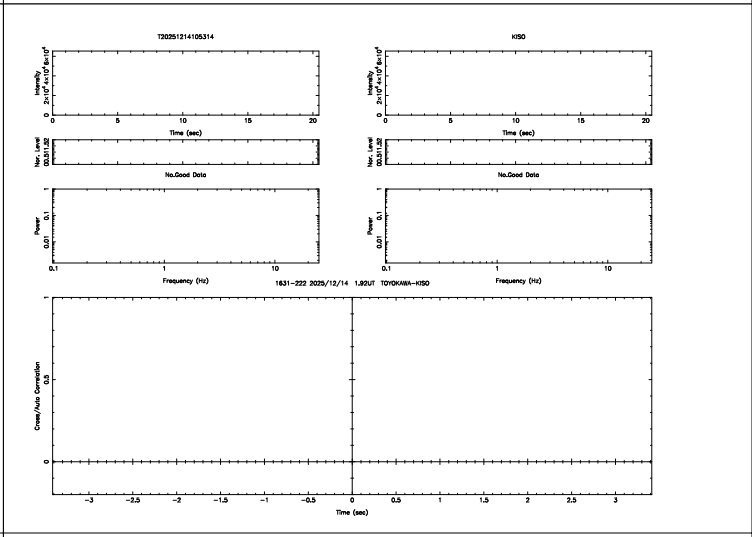
T20251214105314
KISO
No.Good Data
1631-222 2025/12/14 1.92UT TOYOKAWA-KISO
Time (sec)
Frequency (Hz)
Cross/Auto Correlation

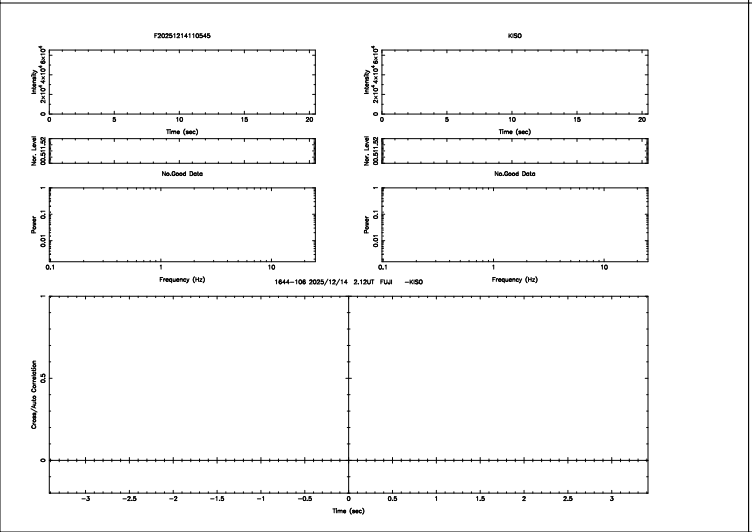
F20251214110545
KISO
No.Good Data
1644-106 2025/12/14 2.12UT FUJI -KISO
Time (sec)
Frequency (Hz)
Cross/Auto Correlation

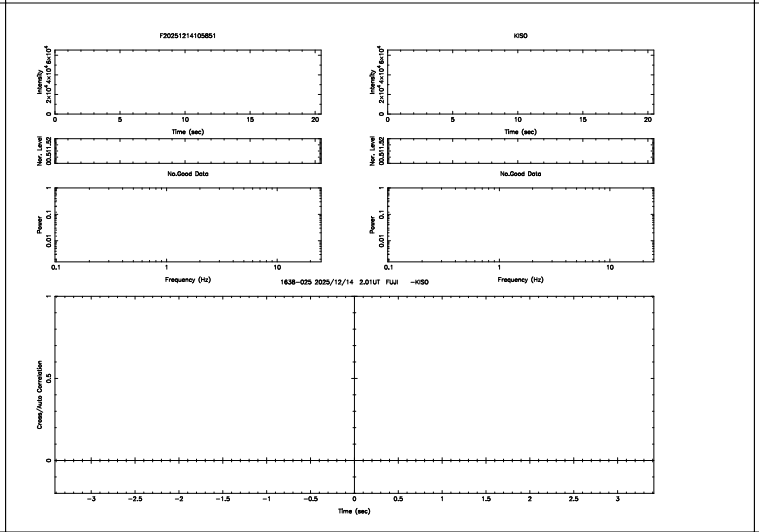
F20251214105851
KISO
No.Good Data
1638-025 2025/12/14 2.01UT FUJI -KISO
Time (sec)
Frequency (Hz)
Cross/Auto Correlation

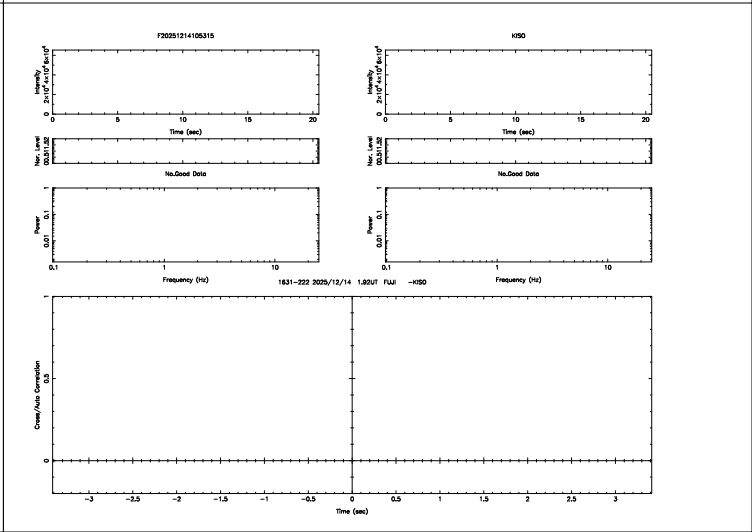
F20251214105315
KISO
No.Good Data
1631-222 2025/12/14 1.92UT FUJI -KISO
Time (sec)
Frequency (Hz)
Cross/Auto Correlation

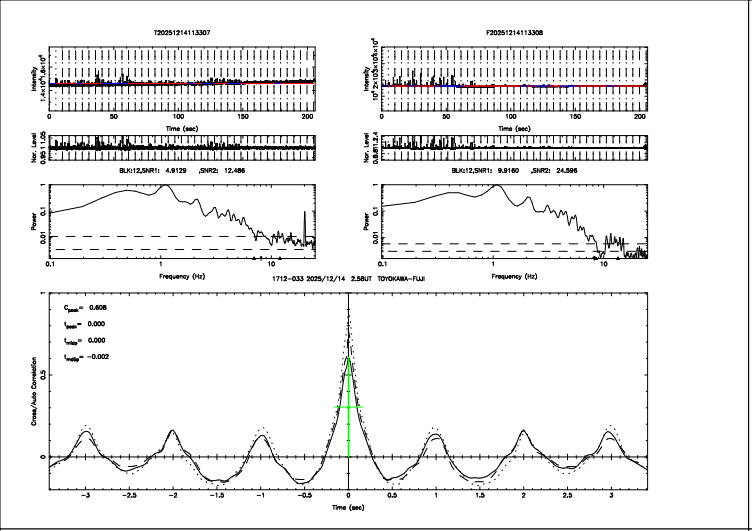
T20251214113307
T20251214113308
BLK:12,SNR1: 4.9129 ,SNR2: 12.486
BLK:12,SNR1: 9.9160 ,SNR2: 24.596
1712-033 2025/12/14 2.58UT TOYOKAWA-FUJI
C_peak= 0.606
t_peak= 0.000
t_edge= 0.000
t_midle= -0.002

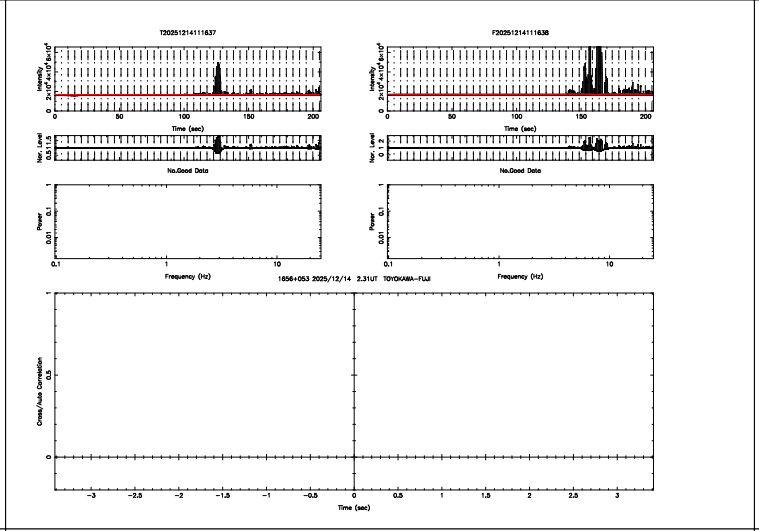
T20251214111637
T20251214111638
No.Good Data
No.Good Data
1656+053 2025/12/14 2.31UT TOYOKAWA-FUJI

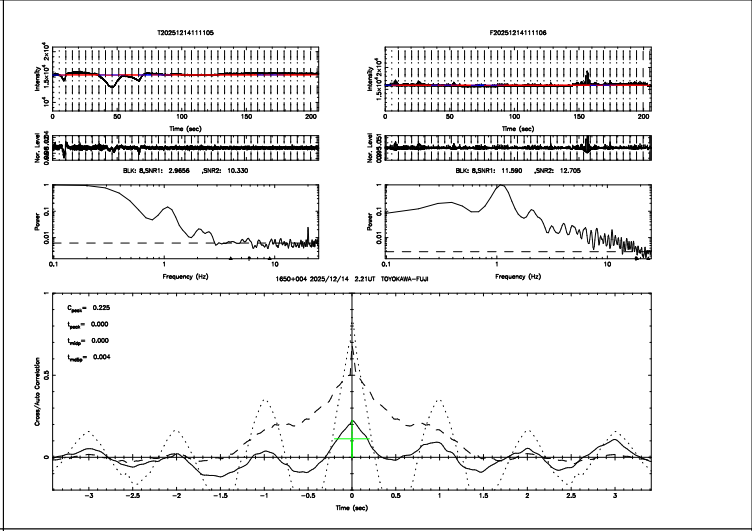
T20251214111105
T20251214111106
BLK: 8,SNR1: 2.9656 ,SNR2: 10.330
BLK: 8,SNR1: 11.590 ,SNR2: 12.705
1650+004 2025/12/14 2.21UT TOYOKAWA-FUJI
C_peak= 0.225
t_peak= 0.000
t_edge= 0.000
t_midle= 0.004


T20251214113307
KISO
No.Good Data
No.Good Data
1712-033 2025/12/14 2.58UT TOYOKAWA-KISO

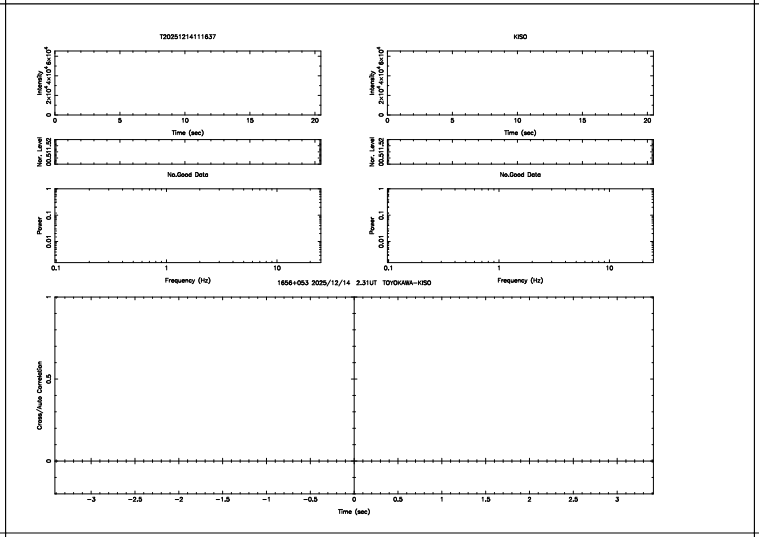
T20251214111637
KISO
No.Good Data
No.Good Data
1656+053 2025/12/14 2.31UT TOYOKAWA-KISO

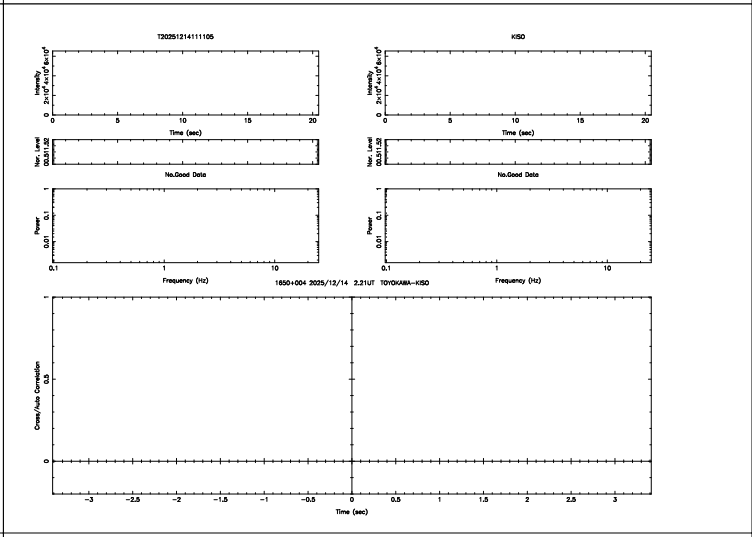
T20251214111105
KISO
No.Good Data
No.Good Data
1650+004 2025/12/14 2.21UT TOYOKAWA-KISO

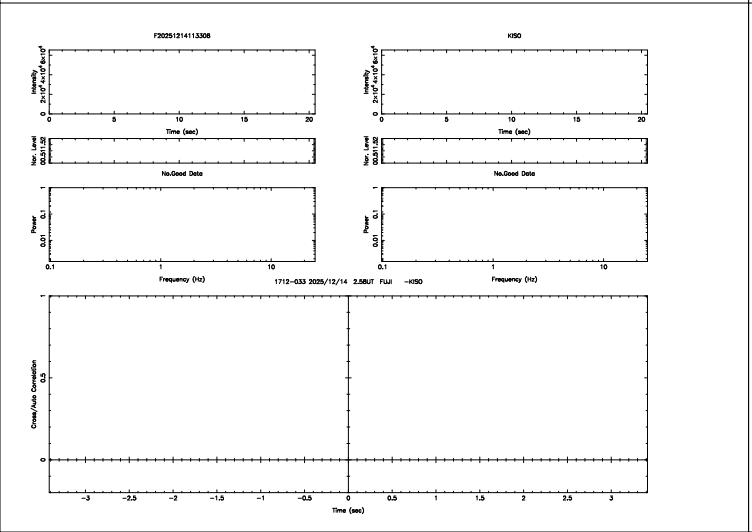
T20251214113308
KISO
No.Good Data
No.Good Data
1712-033 2025/12/14 2.58UT FUJI -KISO

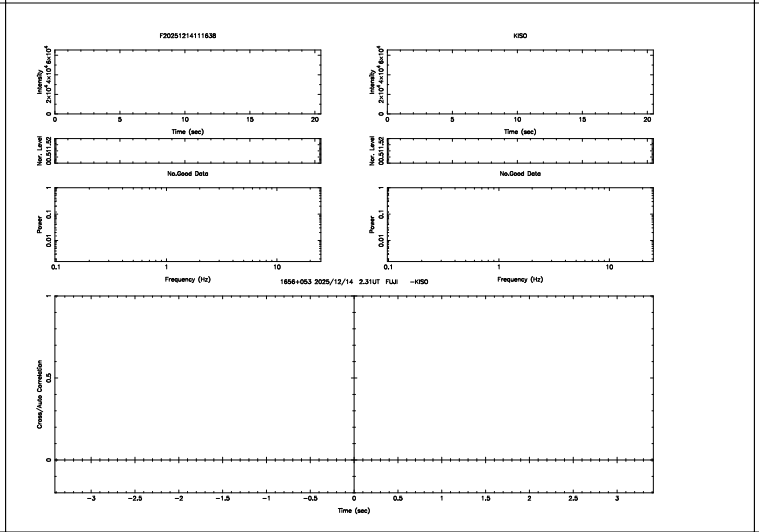
T20251214111638
KISO
No.Good Data
No.Good Data
1656+053 2025/12/14 2.31UT FUJI -KISO

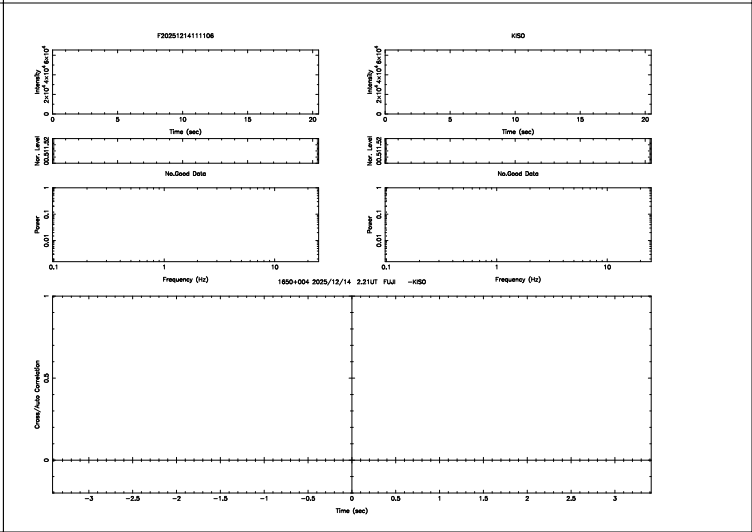
T20251214111106
KISO
No.Good Data
No.Good Data
1650+004 2025/12/14 2.21UT FUJI -KISO


T20251214121927
F20251214121928
BLK: 6,SNR1: 0.13827 ,SNR2: 0.83147
BLK: 6,SNR1: 4.9912 ,SNR2: 11.982
1759+13 2025/12/14 3.35UT TOYOKAWA-FUJI
T20251214120834
F20251214120835
BLK: 4,SNR1: 0.10877 ,SNR2: 0.45232
BLK: 4,SNR1: 2.7299 ,SNR2: 5.6522
1748+031 2025/12/14 3.17UT TOYOKAWA-FUJI
T20251214115110
F20251214115111
BLK: 1,SNR1: 1.1822 ,SNR2: 4.2620
BLK: 1,SNR1: 6.0522 ,SNR2: 16.413
1730-13 2025/12/14 2.88UT TOYOKAWA-FUJI
T20251214121927
KISO
1759+13 2025/12/14 3.35UT TOYOKAWA-KISO
T20251214120834
KISO
1748+031 2025/12/14 3.17UT TOYOKAWA-KISO
T20251214115110
KISO
1730-13 2025/12/14 2.88UT TOYOKAWA-KISO
F20251214121928
KISO
1759+13 2025/12/14 3.35UT FUJI -KISO
F20251214120835
KISO
1748+031 2025/12/14 3.17UT FUJI -KISO
F20251214115111
KISO
1730-13 2025/12/14 2.88UT FUJI -KISO
Intensity
Nor. Level
Power
Frequency (Hz)
Time (sec)
Cross/Auto Correlation
No.Good Data

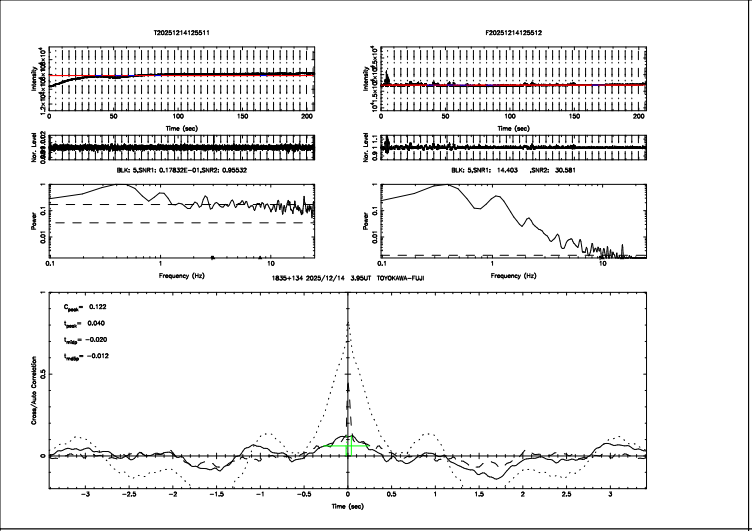
T20251214125511
T20251214125512
BLK: 5,SNR1: 0.17832E-01,SNR2: 0.95532
BLK: 5,SNR1: 14.403 ,SNR2: 30.581
1835+134 2025/12/14 3.95UT TOYOKAWA-FUJI
C_peak= 0.122
t_peak= 0.040
t_rise= -0.020
t_fall= -0.012
Time (sec)
Frequency (Hz)
Cross/Auto Correlation

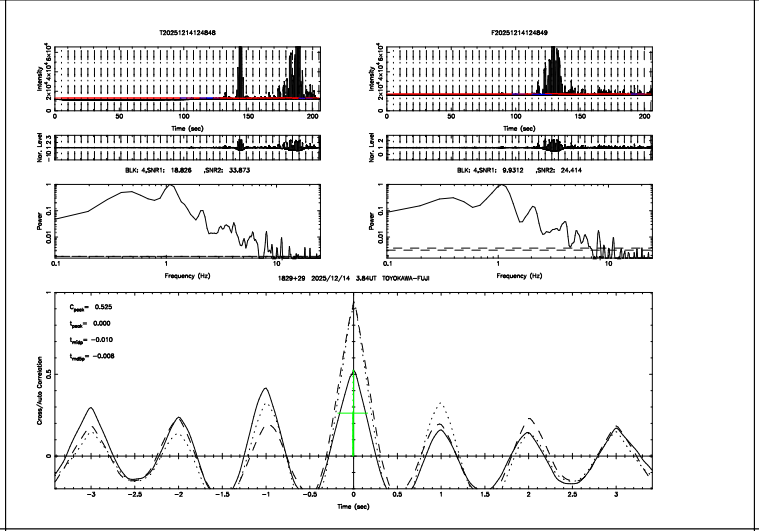
T20251214124848
T20251214124849
BLK: 4,SNR1: 18.826 ,SNR2: 33.873
BLK: 4,SNR1: 9.8312 ,SNR2: 24.414
1829+29 2025/12/14 3.84UT TOYOKAWA-FUJI
C_peak= 0.525
t_peak= 0.000
t_rise= -0.010
t_fall= -0.008
Time (sec)
Frequency (Hz)
Cross/Auto Correlation

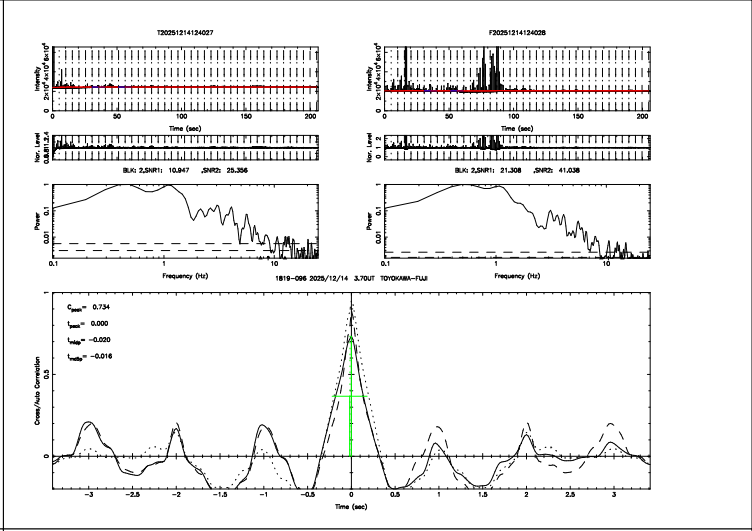
T20251214124027
T20251214124028
BLK: 2,SNR1: 10.947 ,SNR2: 25.356
BLK: 2,SNR1: 21.308 ,SNR2: 41.036
1819-096 2025/12/14 3.70UT TOYOKAWA-FUJI
C_peak= 0.734
t_peak= 0.000
t_rise= -0.020
t_fall= -0.016
Time (sec)
Frequency (Hz)
Cross/Auto Correlation

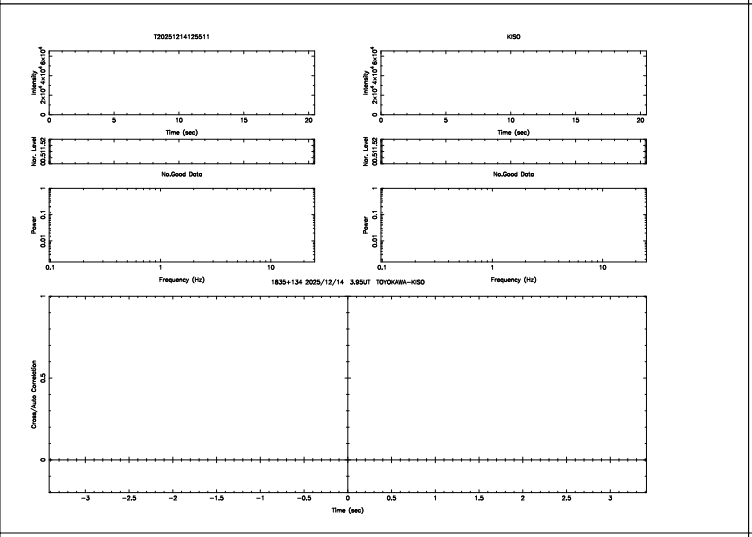
T20251214125511
KISO
No.Good Data
1835+134 2025/12/14 3.95UT TOYOKAWA-KISO
Time (sec)
Frequency (Hz)
Cross/Auto Correlation


T20251214124848
KISO
No.Good Data
1829+29 2025/12/14 3.84UT TOYOKAWA-KISO
Time (sec)
Frequency (Hz)
Cross/Auto Correlation

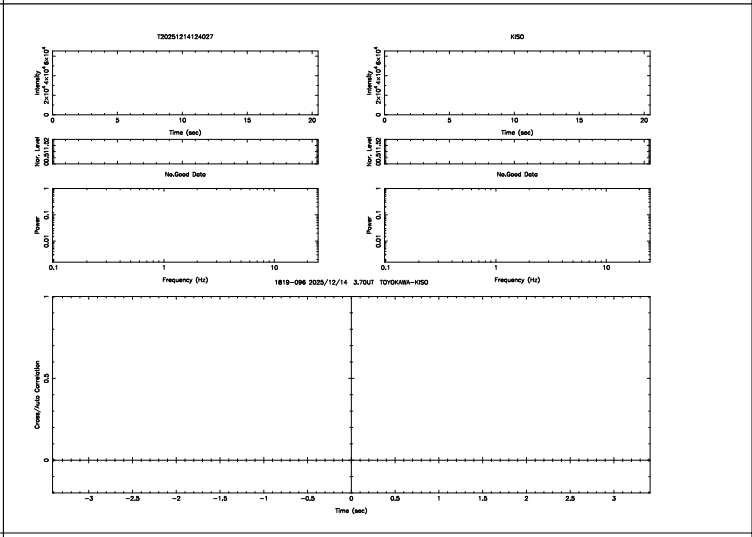
T20251214124027
KISO
No.Good Data
1819-096 2025/12/14 3.70UT TOYOKAWA-KISO
Time (sec)
Frequency (Hz)
Cross/Auto Correlation

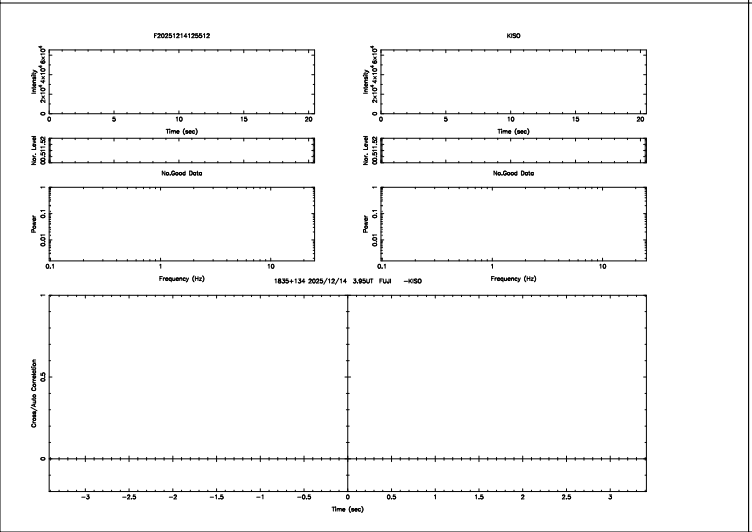
T20251214125512
KISO
No.Good Data
1835+134 2025/12/14 3.95UT FUJI -KISO
Time (sec)
Frequency (Hz)
Cross/Auto Correlation

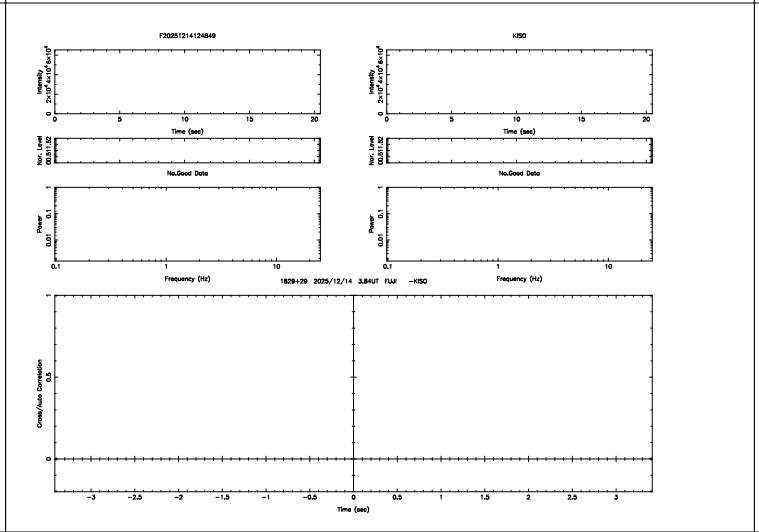
T20251214124849
KISO
No.Good Data
1829+29 2025/12/14 3.84UT FUJI -KISO
Time (sec)
Frequency (Hz)
Cross/Auto Correlation

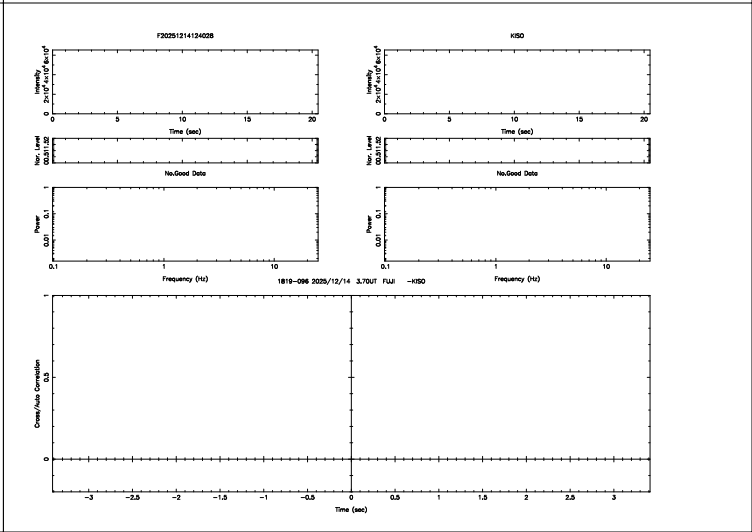
T20251214124028
KISO
No.Good Data
1819-096 2025/12/14 3.70UT FUJI -KISO
Time (sec)
Frequency (Hz)
Cross/Auto Correlation

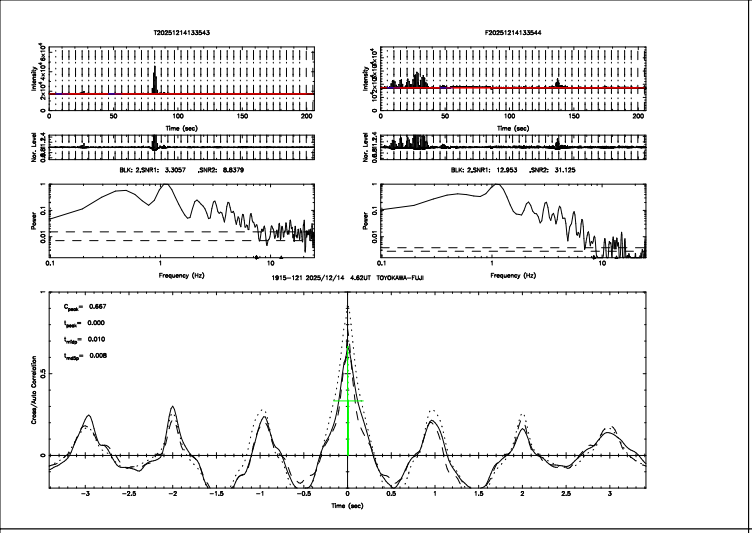
T20251214133543
T20251214133544
BLK: 2,SNR1: 3.3057 ,SNR2: 8.8379
BLK: 2,SNR1: 12.953 ,SNR2: 31.125
1915-121 2025/12/14 4.62UT TOYOKAWA-FUJI
C_peak= 0.667
t_peak= 0.000
t_rise= 0.010
t_fall= 0.008
Time (sec)
Frequency (Hz)
Cross/Auto Correlation

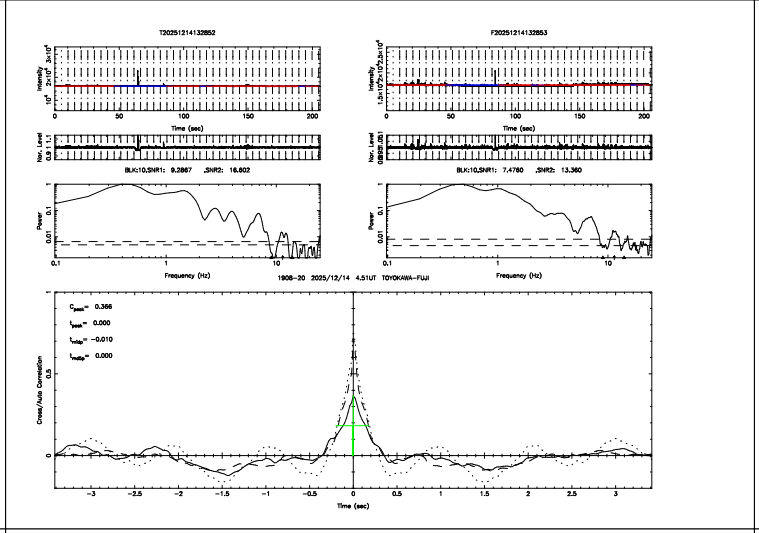
T20251214132852
T20251214132853
BLK:10,SNR1: 9.2867 ,SNR2: 16.602
BLK:10,SNR1: 7.4760 ,SNR2: 13.360
1908-30 2025/12/14 4.51UT TOYOKAWA-FUJI
C_peak= 0.366
t_peak= 0.000
t_rise= -0.010
t_fall= 0.000
Time (sec)
Frequency (Hz)
Cross/Auto Correlation

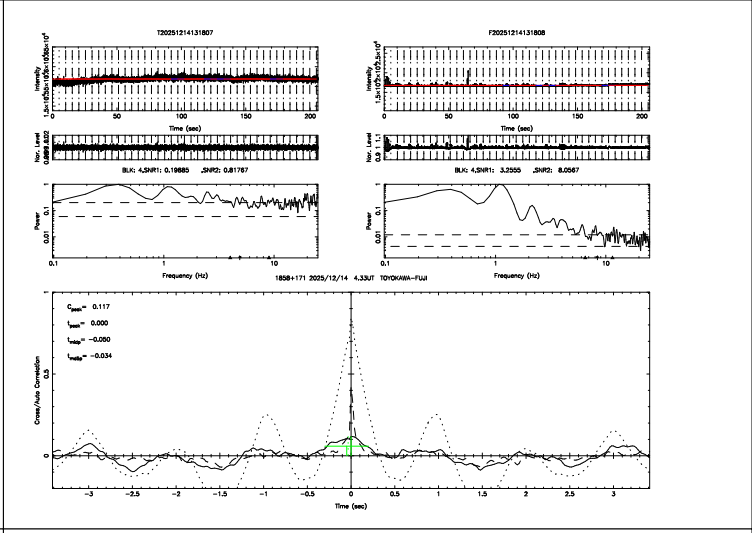
T20251214131807
T20251214131808
BLK: 4,SNR1: 0.19885 ,SNR2: 0.81767
BLK: 4,SNR1: 3.2555 ,SNR2: 8.0567
1858+171 2025/12/14 4.33UT TOYOKAWA-FUJI
C_peak= 0.117
t_peak= 0.000
t_rise= -0.060
t_fall= -0.034
Time (sec)
Frequency (Hz)
Cross/Auto Correlation

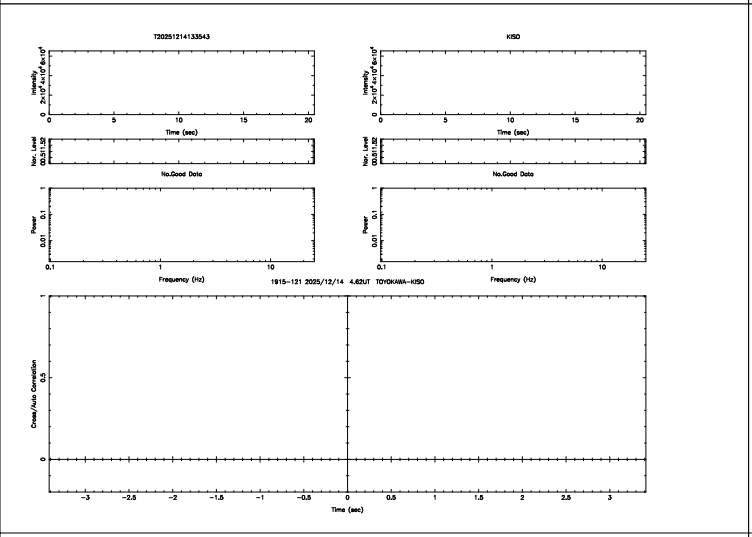
T20251214133543
KISO
No.Good Data
1915-121 2025/12/14 4.62UT TOYOKAWA-KISO
Time (sec)
Frequency (Hz)
Cross/Auto Correlation


T20251214132852
KISO
No.Good Data
1908-30 2025/12/14 4.51UT TOYOKAWA-KISO
Time (sec)
Frequency (Hz)
Cross/Auto Correlation


T20251214131807
KISO
No.Good Data
1858+171 2025/12/14 4.33UT TOYOKAWA-KISO
Time (sec)
Frequency (Hz)
Cross/Auto Correlation

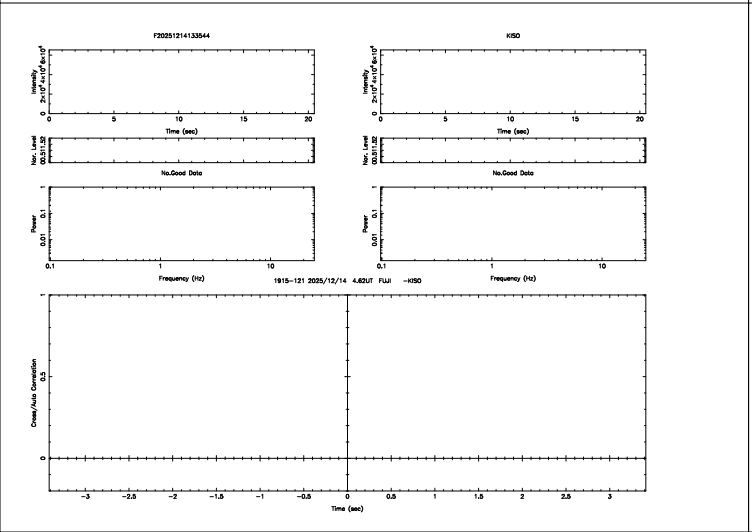
F20251214133544
KISO
No.Good Data
1915-121 2025/12/14 4.62UT FUJI -KISO
Time (sec)
Frequency (Hz)
Cross/Auto Correlation

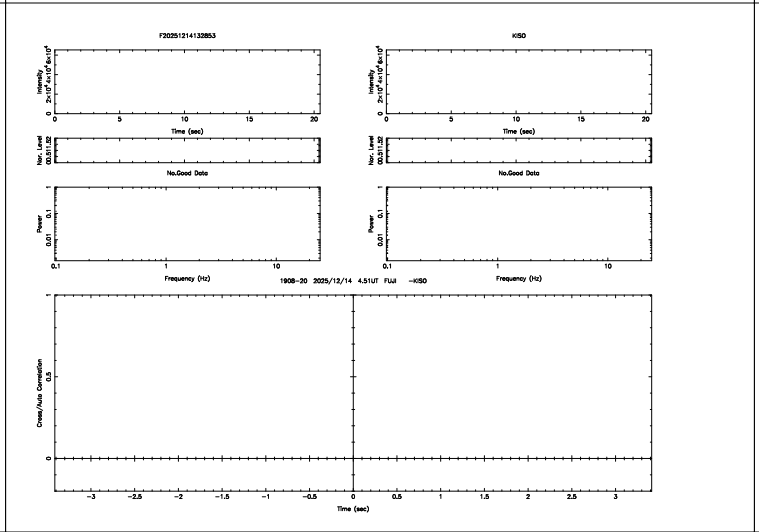
F20251214132853
KISO
No.Good Data
1908-30 2025/12/14 4.51UT FUJI -KISO
Time (sec)
Frequency (Hz)
Cross/Auto Correlation

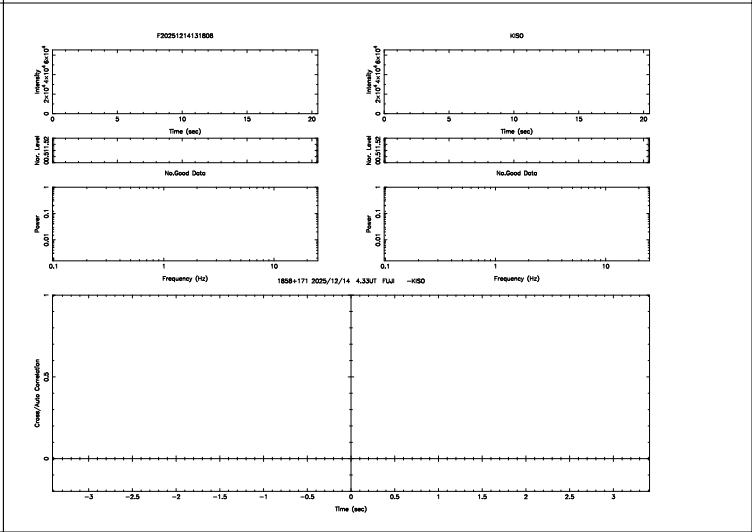
F20251214131808
KISO
No.Good Data
1858+171 2025/12/14 4.33UT FUJI -KISO
Time (sec)
Frequency (Hz)
Cross/Auto Correlation

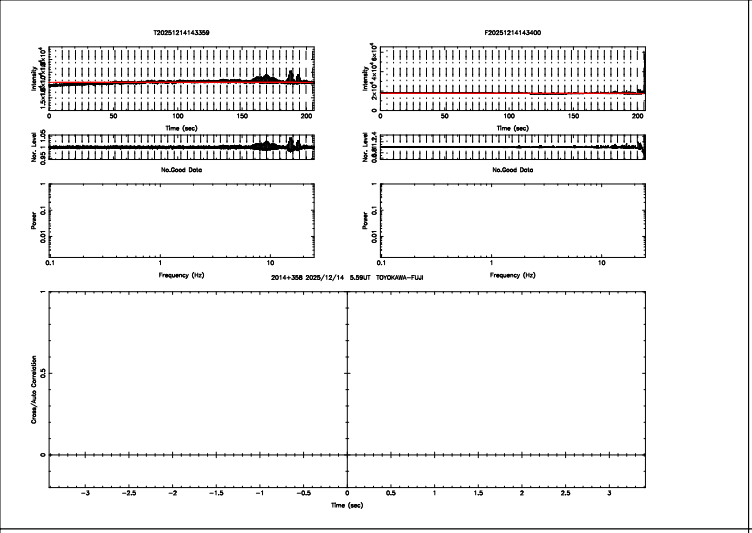
T20251214143359
F20251214143400
No.Good Data
No.Good Data
2014+358 2025/12/14 5.59UT TOYOKAWA-FUJI

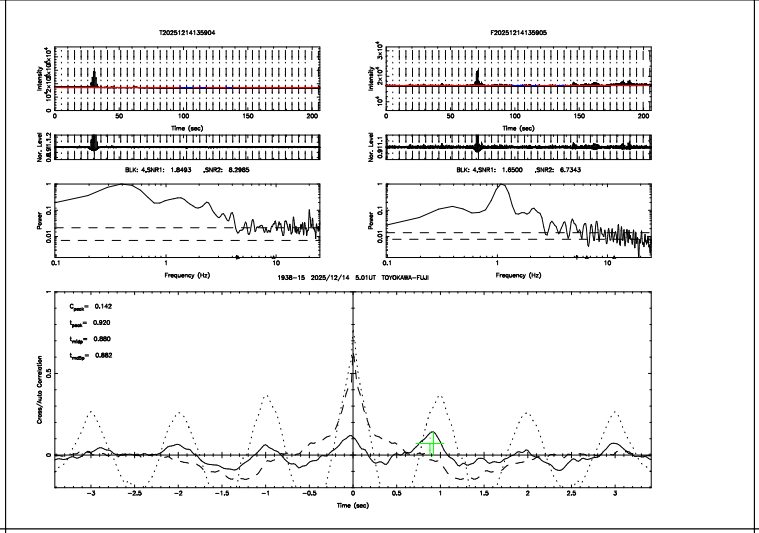
T20251214135904
F20251214135905
BLK: 4,SNR1: 1.8493 ,SNR2: 8.2985
BLK: 4,SNR1: 1.6500 ,SNR2: 6.7343
1938-15 2025/12/14 5.01UT TOYOKAWA-FUJI

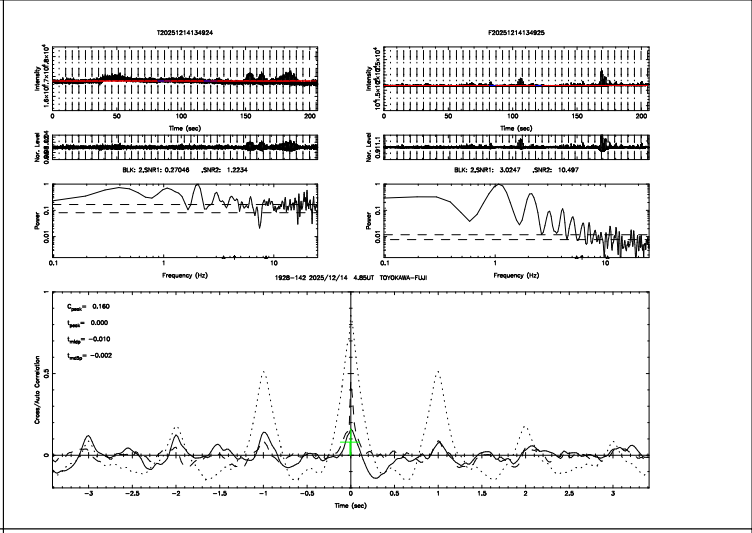
T20251214134924
F20251214134925
BLK: 2,SNR1: 0.37046 ,SNR2: 1.2234
BLK: 2,SNR1: 3.0247 ,SNR2: 10.497
1928-142 2025/12/14 4.85UT TOYOKAWA-FUJI

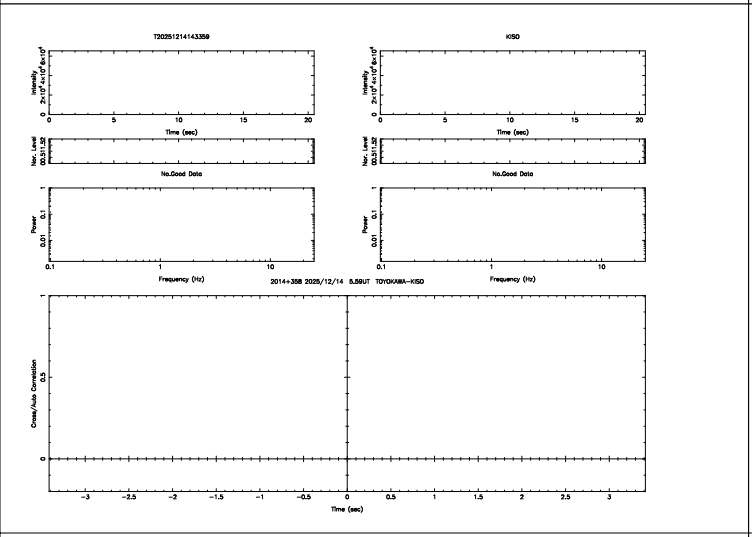
T20251214143359
KISO
No.Good Data
No.Good Data
2014+358 2025/12/14 5.59UT TOYOKAWA-KISO

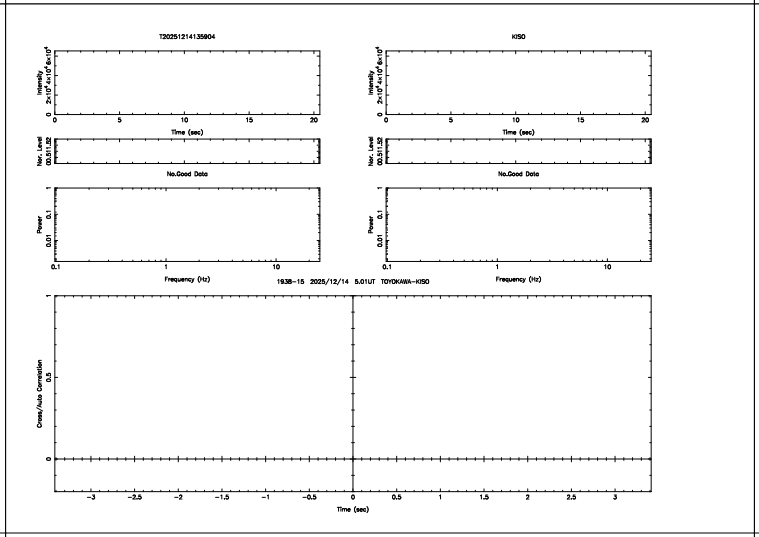
T20251214135904
KISO
No.Good Data
No.Good Data
1938-15 2025/12/14 5.01UT TOYOKAWA-KISO


T20251214134924
KISO
No.Good Data
No.Good Data
1928-142 2025/12/14 4.85UT TOYOKAWA-KISO

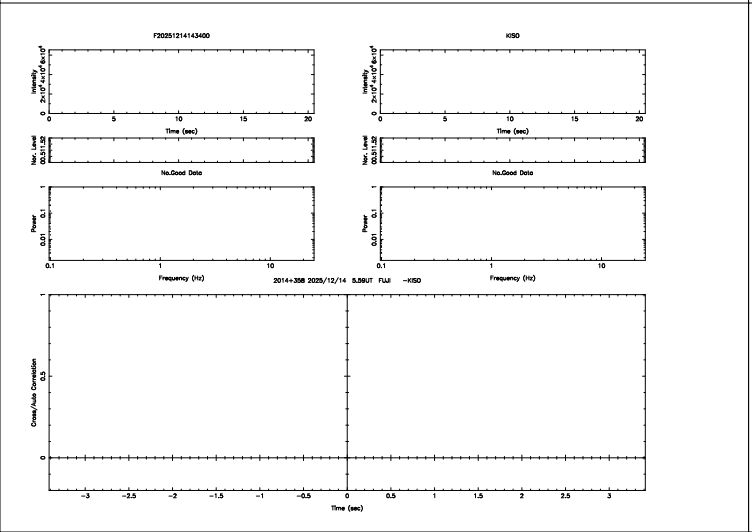
F20251214143400
KISO
No.Good Data
No.Good Data
2014+358 2025/12/14 5.59UT FUJI -KISO

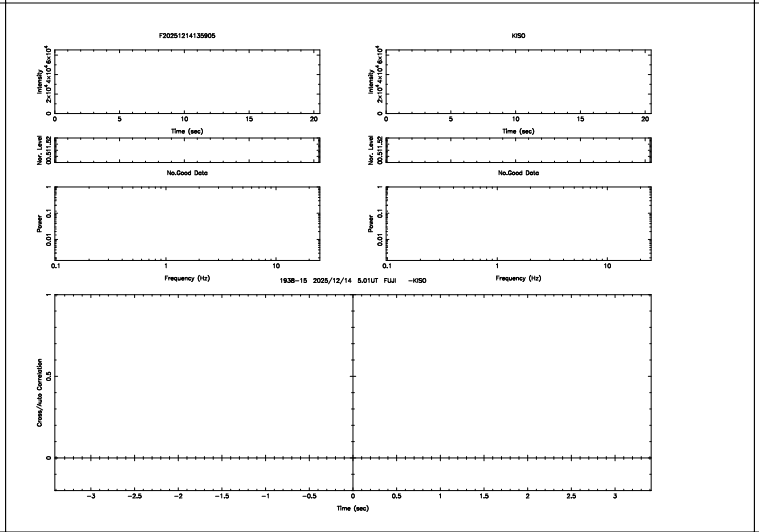
F20251214135905
KISO
No.Good Data
No.Good Data
1938-15 2025/12/14 5.01UT FUJI -KISO

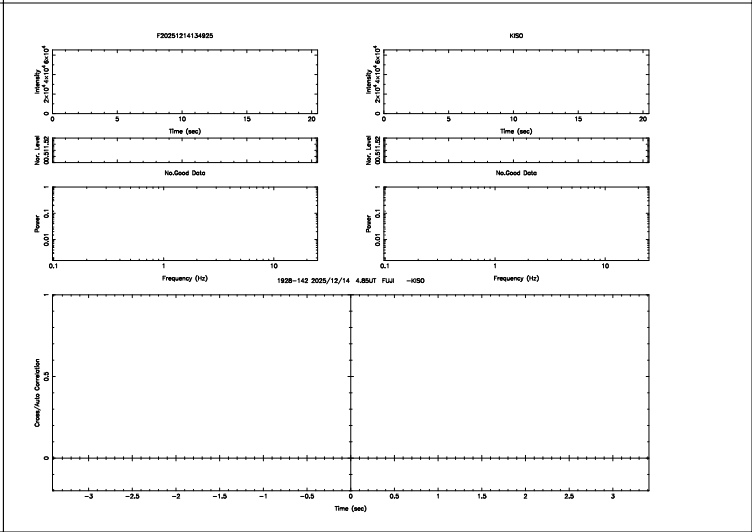
F20251214134925
KISO
No.Good Data
No.Good Data
1928-142 2025/12/14 4.85UT FUJI -KISO

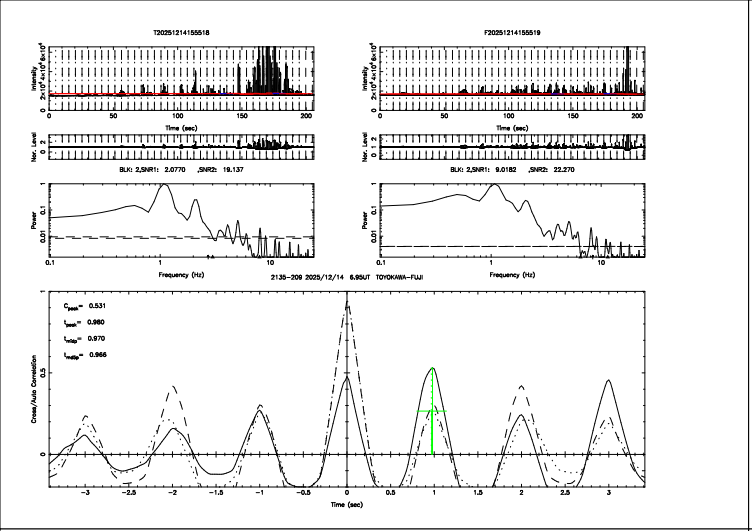
T20251214155518
F20251214155519
BLK: 2,SNR1: 2.0770 ,SNR2: 19.137
BLK: 2,SNR1: 9.0182 ,SNR2: 22.270
2135-209 2025/12/14 6.95UT TOYOKAWA-FUJI
C_{peak}= 0.531
t_{peak}= 0.980
t_{rise}= 0.970
t_{rate}= 0.966

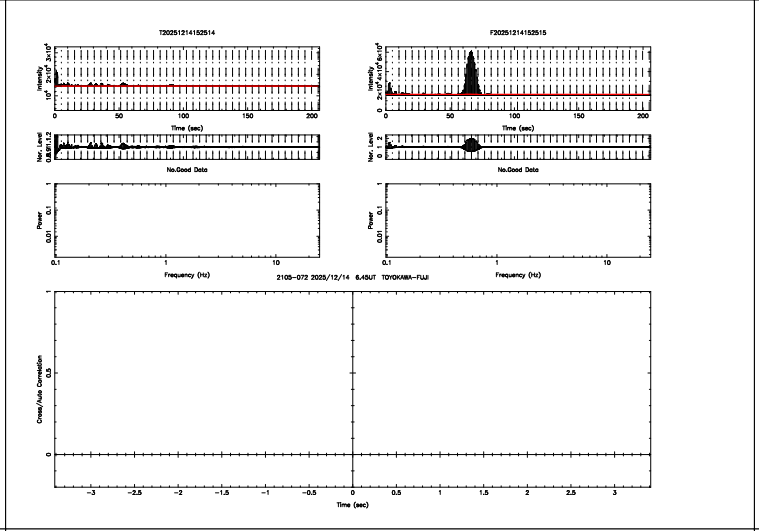
T20251214152514
F20251214152515
No.Good Data
No.Good Data
2105-072 2025/12/14 6.45UT TOYOKAWA-FUJI

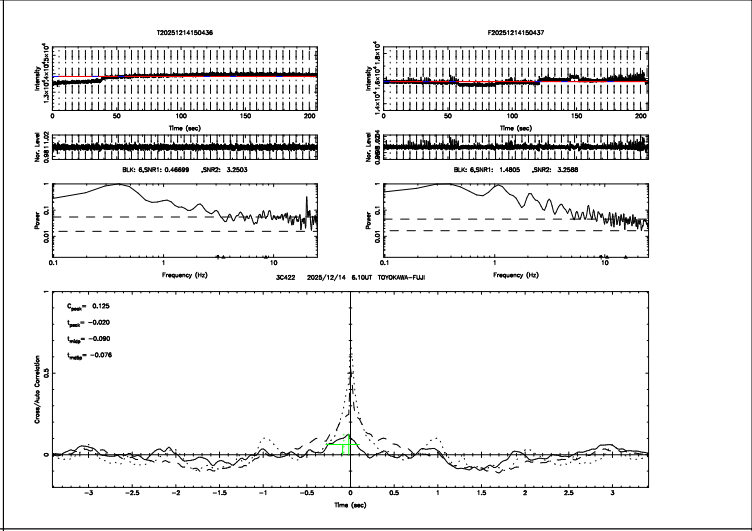
T20251214150436
F20251214150437
BLK: 6,SNR1: 0.46699 ,SNR2: 3.2503
BLK: 6,SNR1: 1.4805 ,SNR2: 3.2588
3C422 2025/12/14 6.10UT TOYOKAWA-FUJI
C_{peak}= 0.125
t_{peak}= -0.020
t_{rise}= -0.090
t_{rate}= -0.076

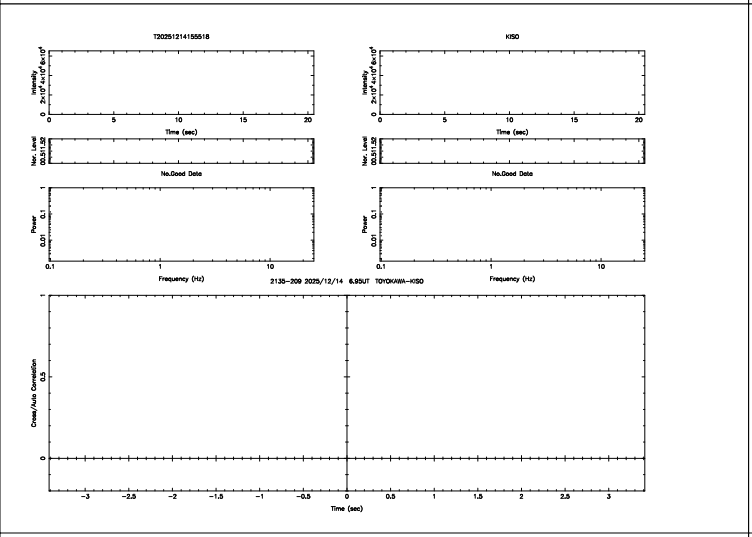
T20251214155518
KISO
No.Good Data
No.Good Data
2135-209 2025/12/14 6.95UT TOYOKAWA-KISO

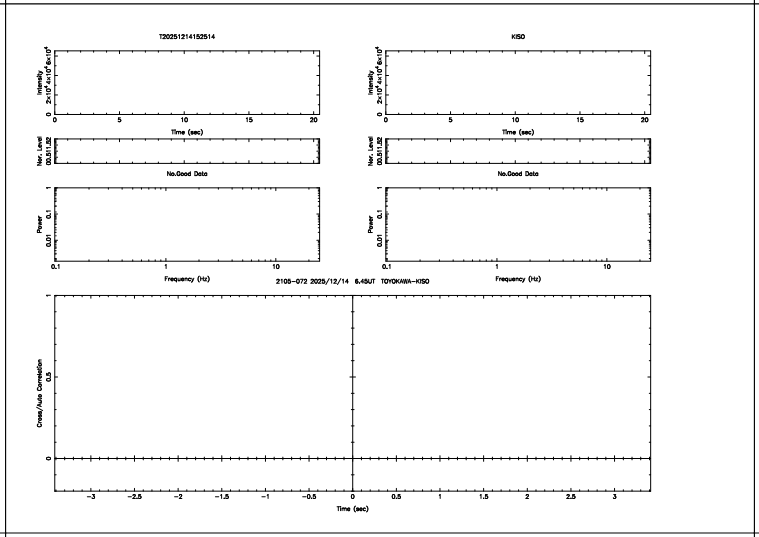
T20251214152514
KISO
No.Good Data
No.Good Data
2105-072 2025/12/14 6.45UT TOYOKAWA-KISO


T20251214150436
KISO
No.Good Data
No.Good Data
3C422 2025/12/14 6.10UT TOYOKAWA-KISO

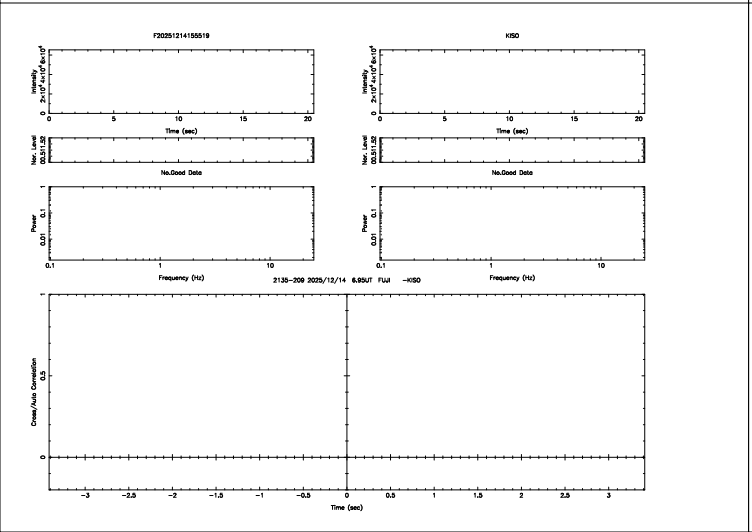
F20251214155519
KISO
No.Good Data
No.Good Data
2135-209 2025/12/14 6.95UT FUJI -KISO

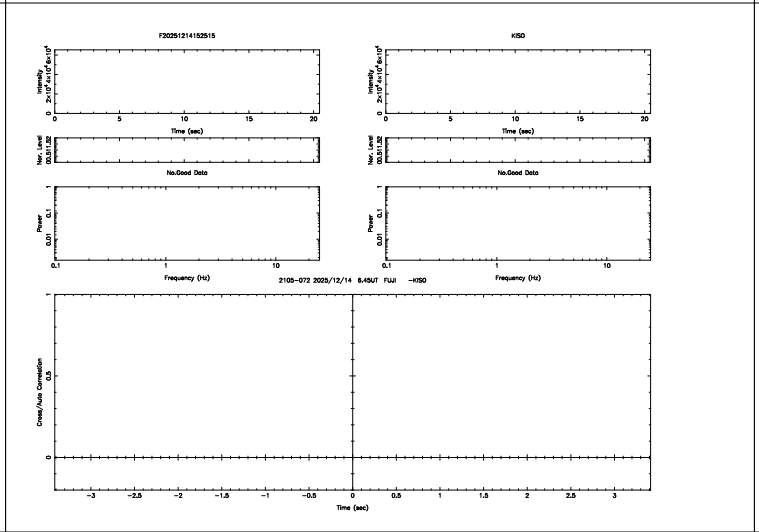
F20251214152515
KISO
No.Good Data
No.Good Data
2105-072 2025/12/14 6.45UT FUJI -KISO

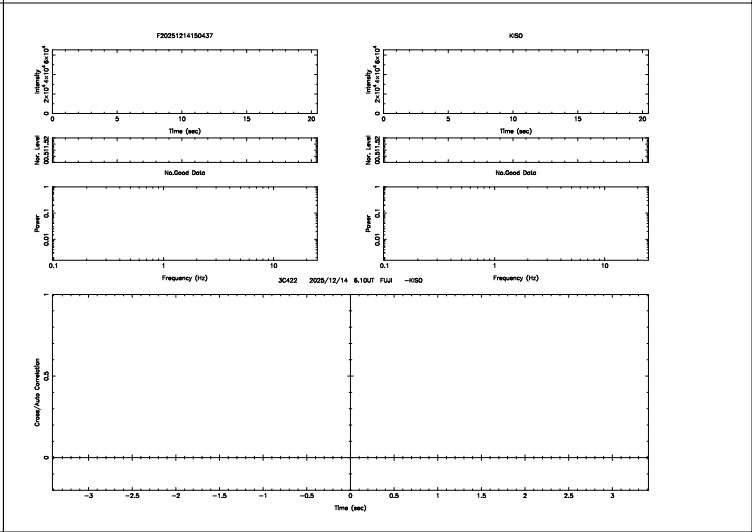
F20251214150437
KISO
No.Good Data
No.Good Data
3C422 2025/12/14 6.10UT FUJI -KISO

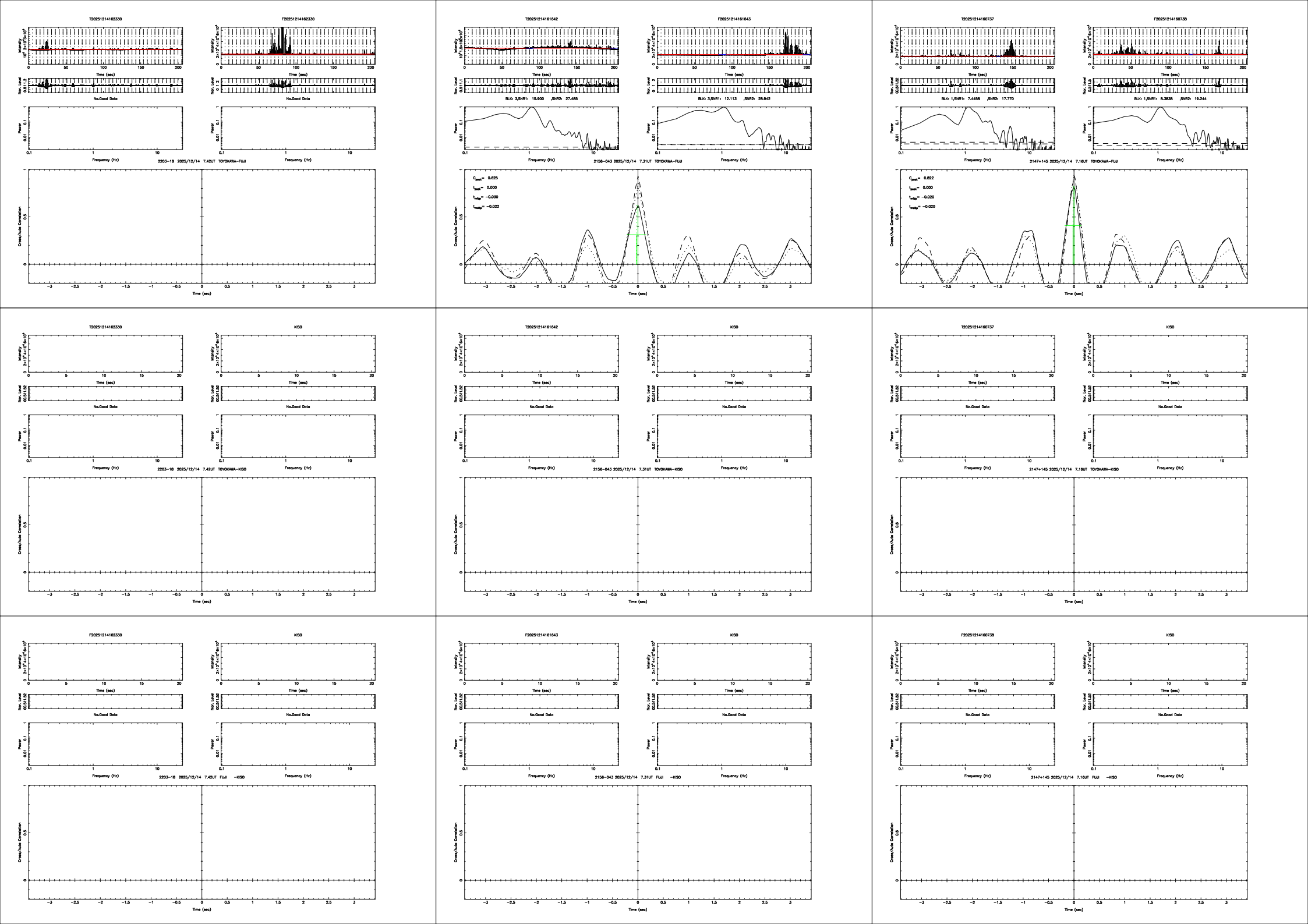
T20251214162330
F20251214162330
2203−18 2025/12/14 7.42UT TOYOKAWA−FUJI
T20251214161642
F20251214161643
BLK: 3,SNR1: 15.900 ,SNR2: 27.485
BLK: 3,SNR1: 12.113 ,SNR2: 28.942
2156−043 2025/12/14 7.31UT TOYOKAWA−FUJI
C_{peak}= 0.625
t_{peak}= 0.000
t_{midp}= −0.030
t_{midp}= −0.022
T20251214160737
F20251214160738
BLK: 1,SNR1: 7.4458 ,SNR2: 17.770
BLK: 1,SNR1: 8.3838 ,SNR2: 19.244
2147+145 2025/12/14 7.16UT TOYOKAWA−FUJI
C_{peak}= 0.822
t_{peak}= 0.000
t_{midp}= −0.020
t_{midp}= −0.020
KISO
2203−18 2025/12/14 7.42UT TOYOKAWA−KISO
2156−043 2025/12/14 7.31UT TOYOKAWA−KISO
2147+145 2025/12/14 7.16UT TOYOKAWA−KISO
2203−18 2025/12/14 7.42UT FUJI −KISO
2156−043 2025/12/14 7.31UT FUJI −KISO
2147+145 2025/12/14 7.16UT FUJI −KISO
Intensity
Nor. Level
Power
Cross/Auto Correlation
Time (sec)
Frequency (Hz)
No.Good Data

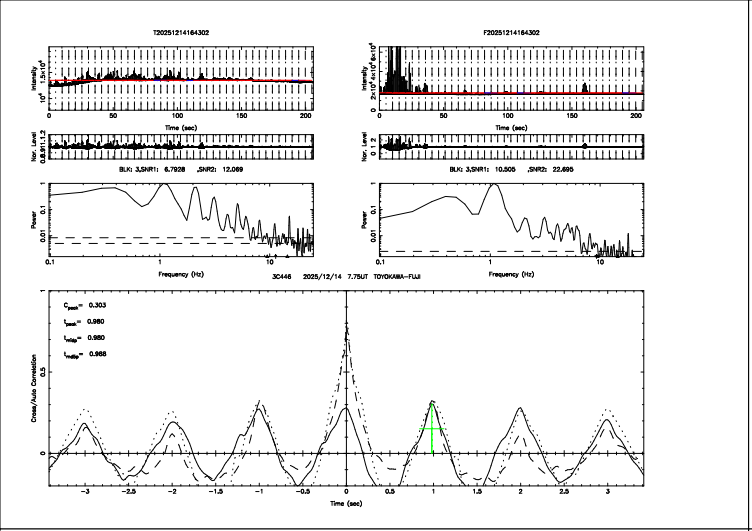
T20251214164302
F20251214164302
BLK: 3,SNR1: 6.7928 ,SNR2: 12.069
BLK: 3,SNR1: 10.505 ,SNR2: 22.495
3C446 2025/12/14 7.75UT TOYOKAWA-FUJI
C_{max}= 0.303
t_{peak}= 0.000
t_{edge}= 0.980
t_{notify}= 0.968
Time (sec)
Frequency (Hz)
Cross/Auto Correlation

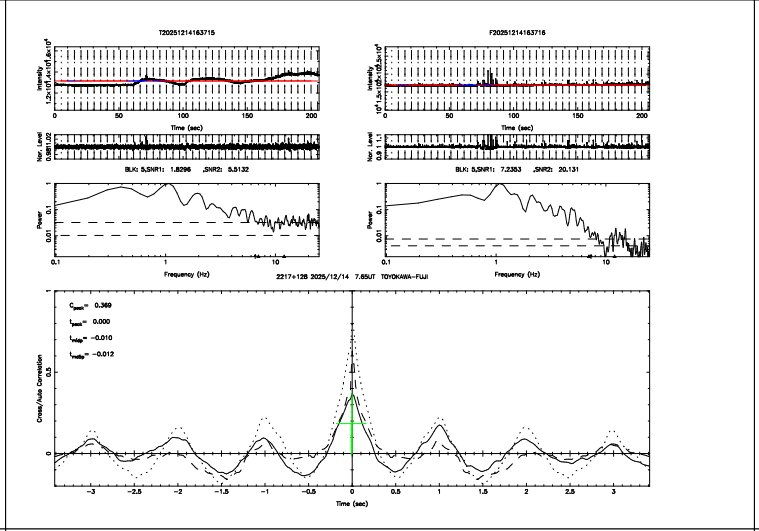
T20251214163715
F20251214163716
BLK: 5,SNR1: 1.8296 ,SNR2: 5.5132
BLK: 5,SNR1: 7.2353 ,SNR2: 20.131
2217+128 2025/12/14 7.65UT TOYOKAWA-FUJI
C_{max}= 0.369
t_{peak}= 0.000
t_{edge}= -0.010
t_{notify}= -0.012
Time (sec)
Frequency (Hz)
Cross/Auto Correlation

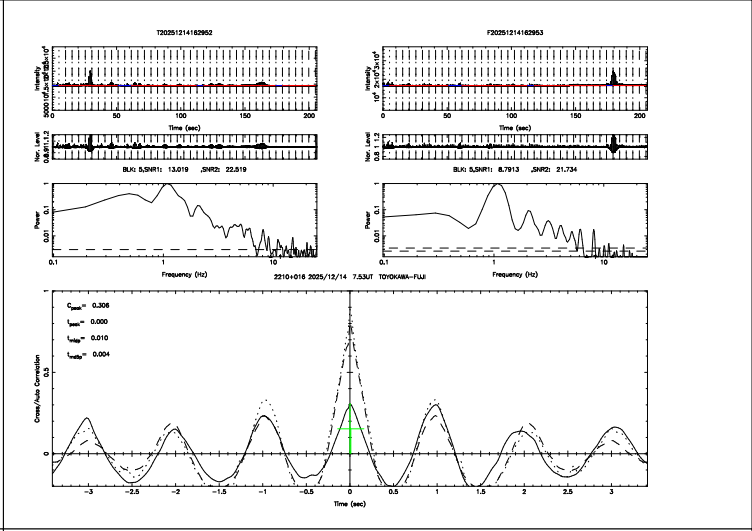
T20251214162952
F20251214162953
BLK: 5,SNR1: 13.019 ,SNR2: 22.519
BLK: 5,SNR1: 8.7913 ,SNR2: 21.734
2210+016 2025/12/14 7.53UT TOYOKAWA-FUJI
C_{max}= 0.306
t_{peak}= 0.000
t_{edge}= 0.010
t_{notify}= 0.004
Time (sec)
Frequency (Hz)
Cross/Auto Correlation

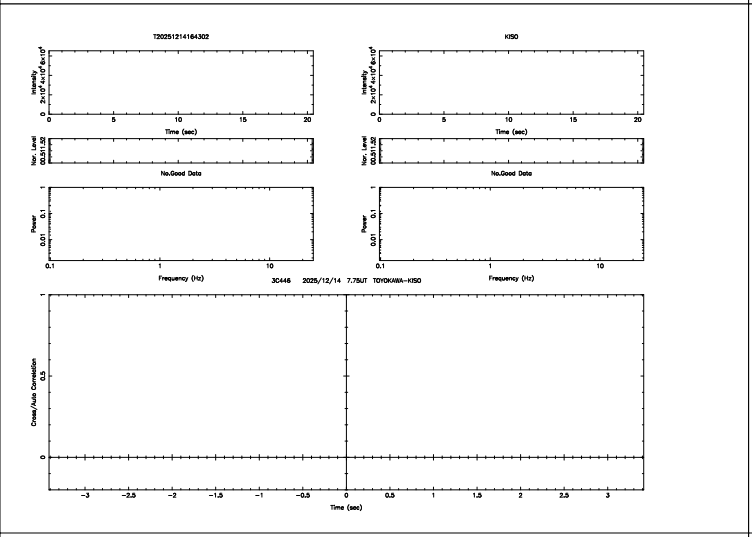
T20251214164302
KISO
No.Good Data
3C446 2025/12/14 7.75UT TOYOKAWA-KISO
Time (sec)
Frequency (Hz)
Cross/Auto Correlation

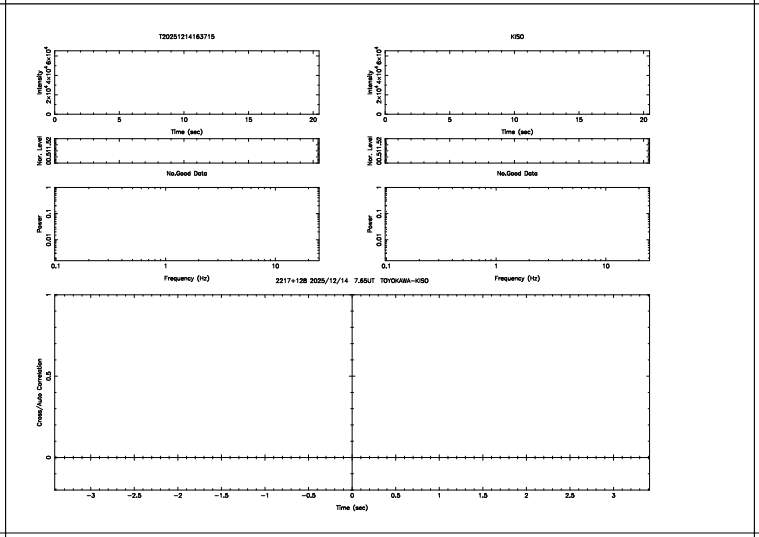
T20251214163715
KISO
No.Good Data
2217+128 2025/12/14 7.65UT TOYOKAWA-KISO
Time (sec)
Frequency (Hz)
Cross/Auto Correlation

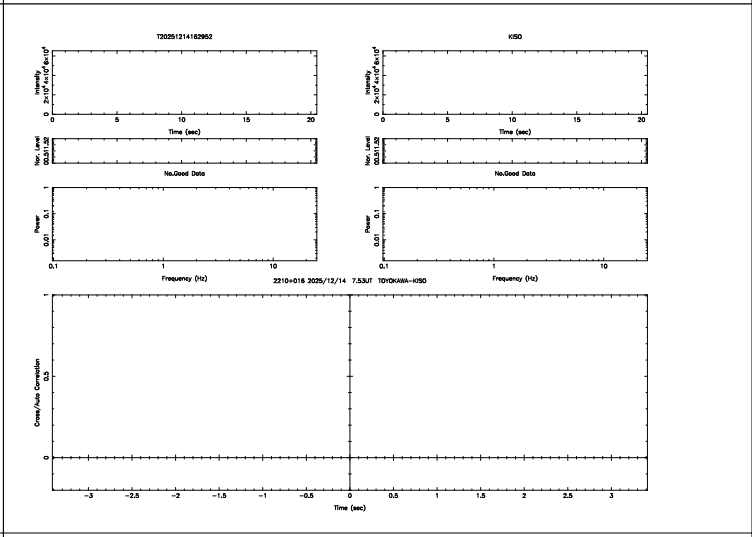
T20251214162952
KISO
No.Good Data
2210+016 2025/12/14 7.53UT TOYOKAWA-KISO
Time (sec)
Frequency (Hz)
Cross/Auto Correlation

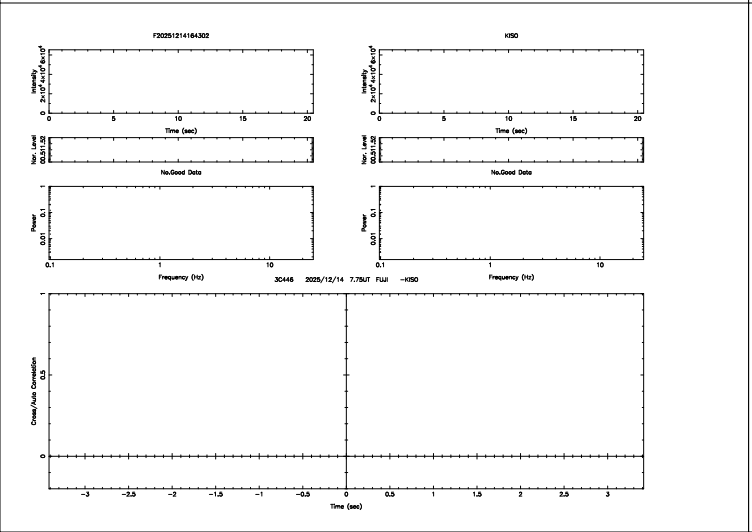
F20251214164302
KISO
No.Good Data
3C446 2025/12/14 7.75UT FUJI -KISO
Time (sec)
Frequency (Hz)
Cross/Auto Correlation

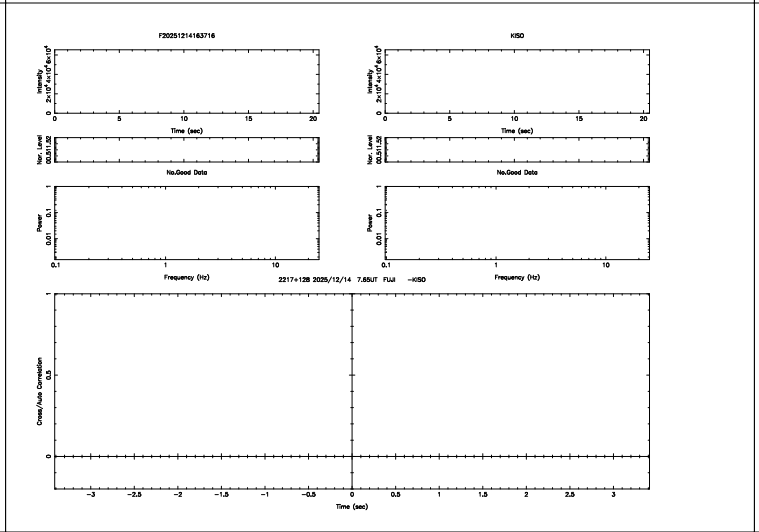
F20251214163716
KISO
No.Good Data
2217+128 2025/12/14 7.65UT FUJI -KISO
Time (sec)
Frequency (Hz)
Cross/Auto Correlation

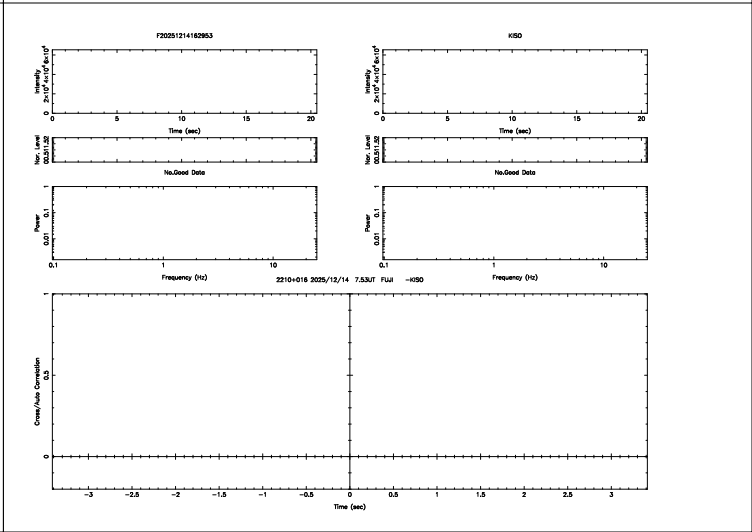
F20251214162953
KISO
No.Good Data
2210+016 2025/12/14 7.53UT FUJI -KISO
Time (sec)
Frequency (Hz)
Cross/Auto Correlation

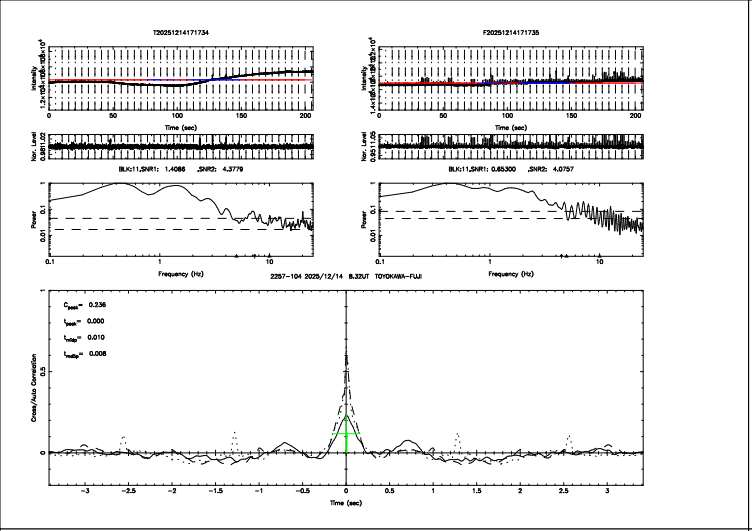
T20251214171734
F20251214171735
BLK:11,SNR1: 1.4086 ,SNR2: 4.3779
BLK:11,SNR1: 0.65300 ,SNR2: 4.0757
2257-104 2025/12/14 8.32UT TOYOKAWA-FUJI
C_{peak}= 0.236
t_{peak}= 0.000
t_{rise}= 0.010
t_{rise}= 0.008

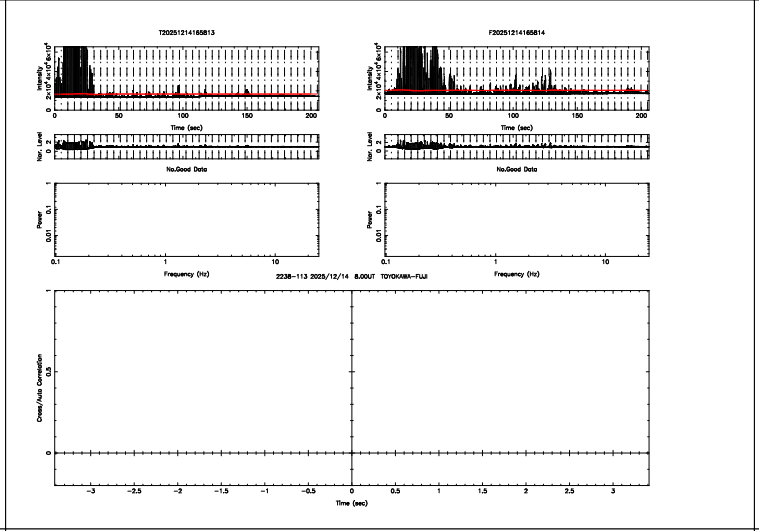
T20251214165813
F20251214165814
No.Good Data
No.Good Data
2238-113 2025/12/14 8.00UT TOYOKAWA-FUJI

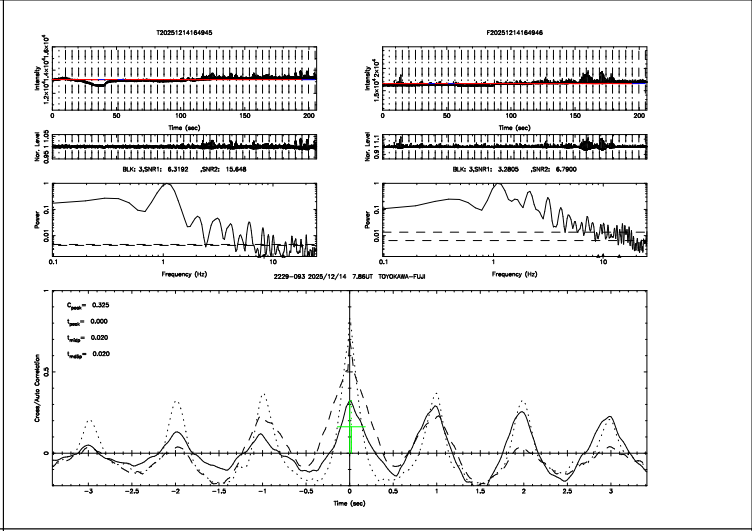
T20251214164945
F20251214164946
BLK: 3,SNR1: 6.3192 ,SNR2: 15.648
BLK: 3,SNR1: 3.2805 ,SNR2: 6.7900
2229-093 2025/12/14 7.86UT TOYOKAWA-FUJI
C_{peak}= 0.325
t_{peak}= 0.000
t_{rise}= 0.020
t_{rise}= 0.020

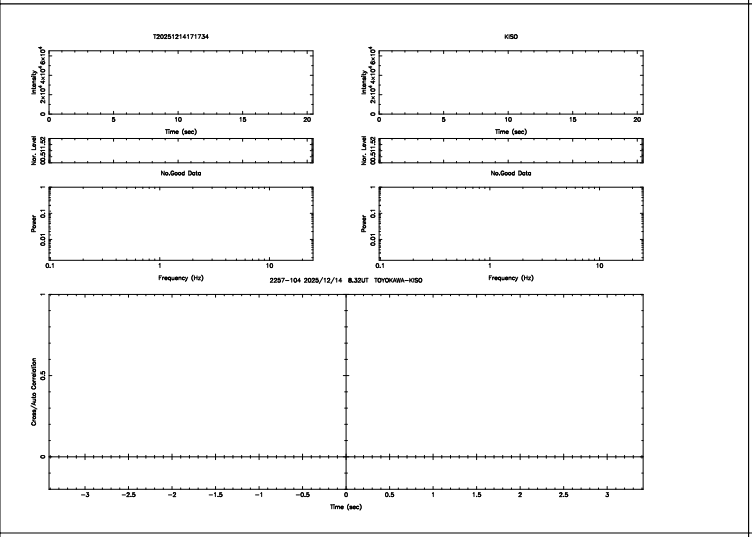
T20251214171734
KISO
No.Good Data
No.Good Data
2257-104 2025/12/14 8.32UT TOYOKAWA-KISO

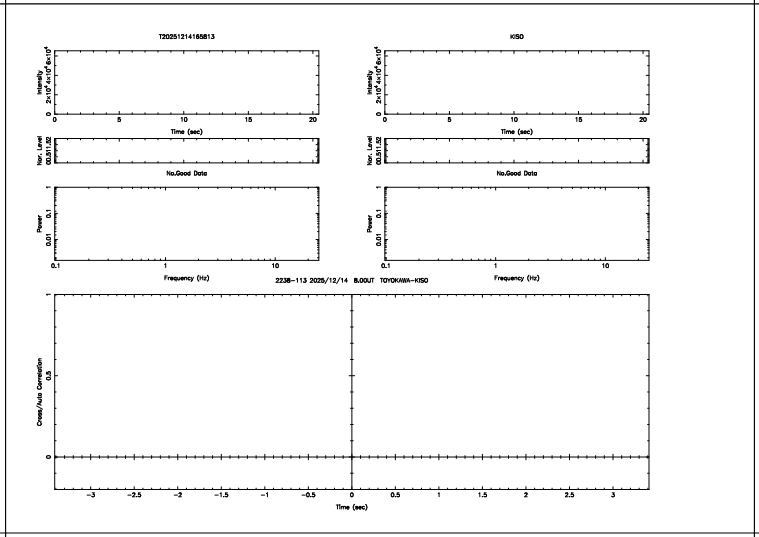
T20251214165813
KISO
No.Good Data
No.Good Data
2238-113 2025/12/14 8.00UT TOYOKAWA-KISO

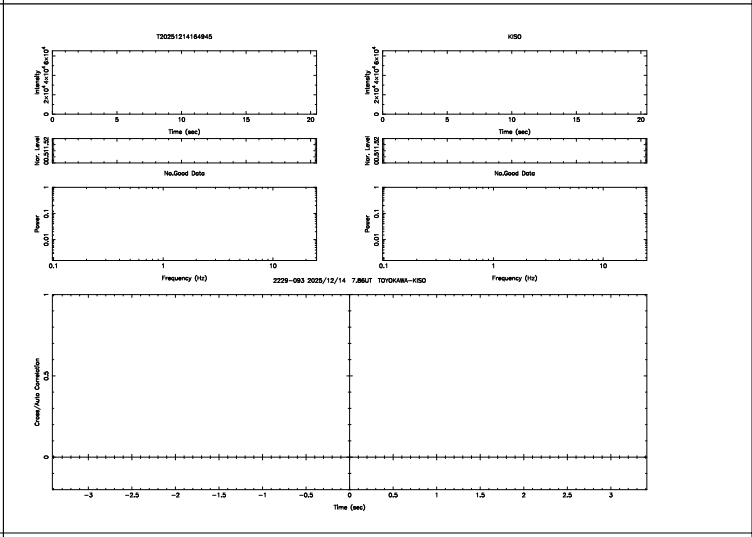
T20251214164945
KISO
No.Good Data
No.Good Data
2229-093 2025/12/14 7.86UT TOYOKAWA-KISO

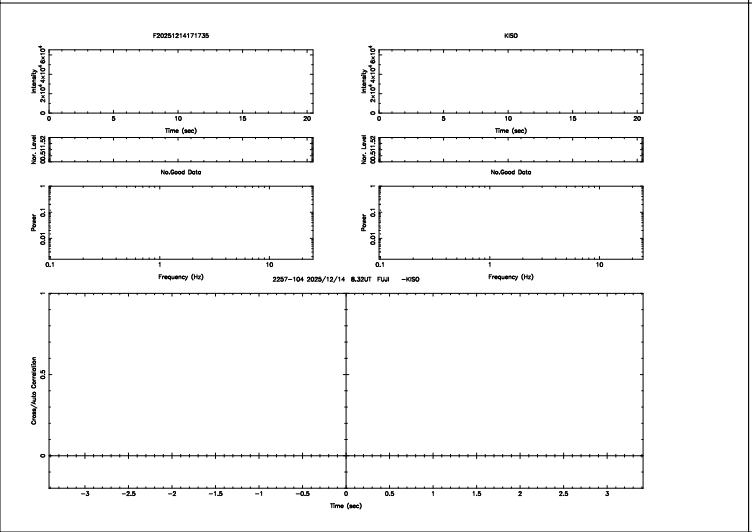
F20251214171735
KISO
No.Good Data
No.Good Data
2257-104 2025/12/14 8.32UT FUJI -KISO

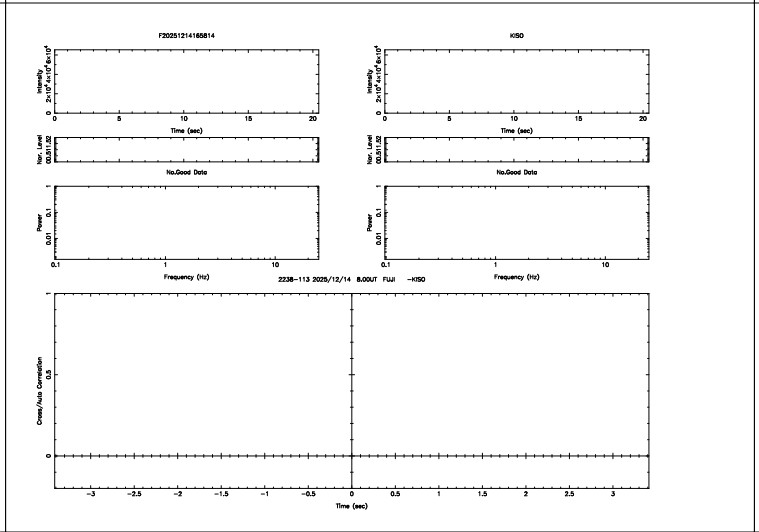
F20251214165814
KISO
No.Good Data
No.Good Data
2238-113 2025/12/14 8.00UT FUJI -KISO

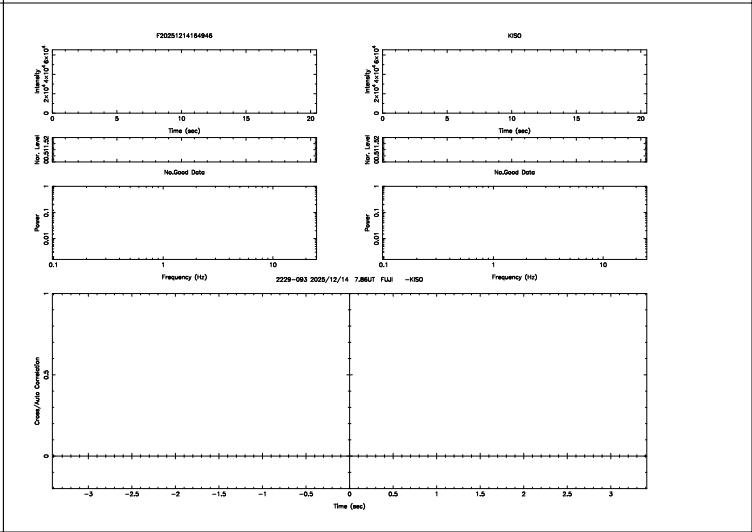
F20251214164946
KISO
No.Good Data
No.Good Data
2229-093 2025/12/14 7.86UT FUJI -KISO

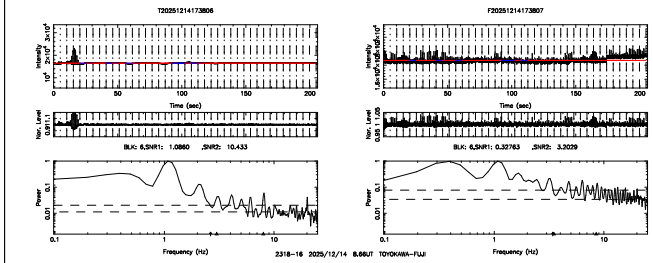
T20251214173806
F20251214173807
Intensity
Time (sec)
Nor. Level
BLK: 6,SNR1: 1.0860 ,SNR2: 10.433
BLK: 6,SNR1: 0.32763 ,SNR2: 3.2039
Power
Frequency (Hz)
2318-16 2025/12/14 8.66UT TOYOKAWA-FUJI

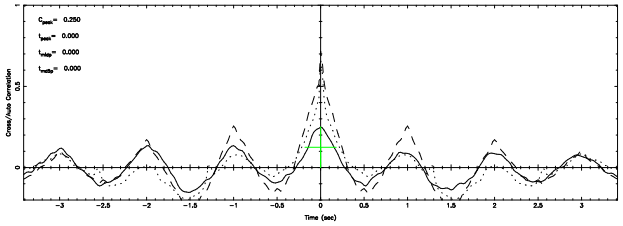
C_peak= 0.250
t_peak= 0.000
t_rise= 0.000
t_width= 0.000
Cross/Auto Correlation
Time (sec)

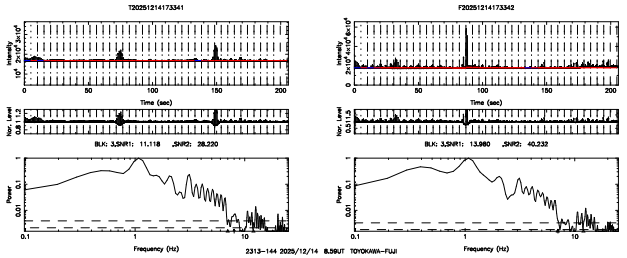
T20251214173341
F20251214173342
Intensity
Time (sec)
Nor. Level
BLK: 3,SNR1: 11.118 ,SNR2: 38.220
BLK: 3,SNR1: 13.980 ,SNR2: 40.232
Power
Frequency (Hz)
2313-144 2025/12/14 8.59UT TOYOKAWA-FUJI

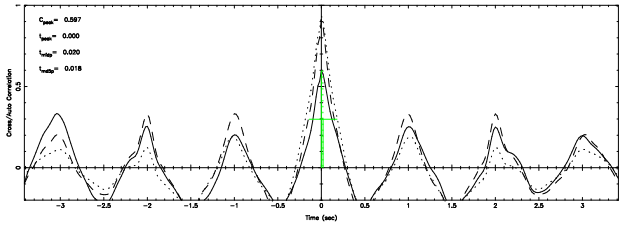
C_peak= 0.597
t_peak= 0.000
t_rise= 0.020
t_width= 0.018
Cross/Auto Correlation
Time (sec)

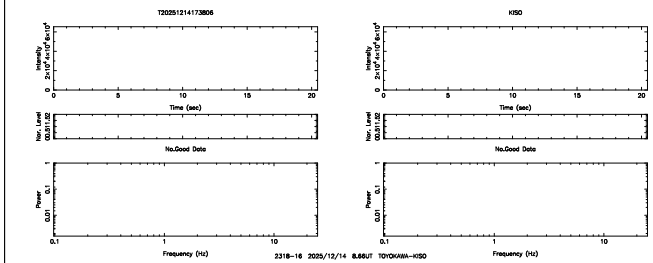
T20251214173806
KISO
Intensity
Time (sec)
Nor. Level
No.Good Data
Power
Frequency (Hz)
2318-16 2025/12/14 8.66UT TOYOKAWA-KISO

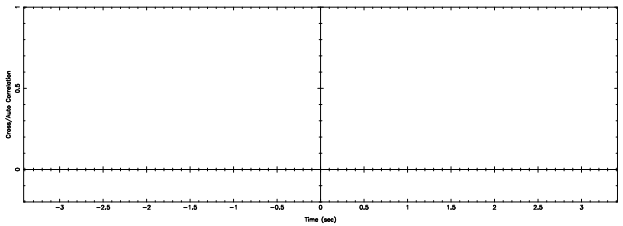
Cross/Auto Correlation
Time (sec)

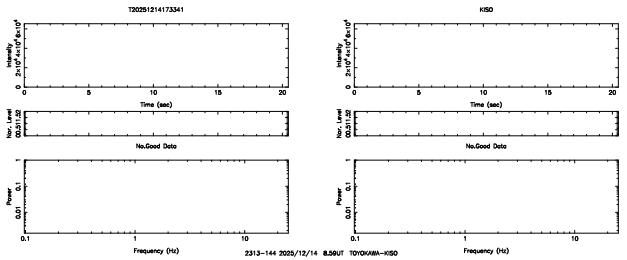
T20251214173341
KISO
Intensity
Time (sec)
Nor. Level
No.Good Data
Power
Frequency (Hz)
2313-144 2025/12/14 8.59UT TOYOKAWA-KISO

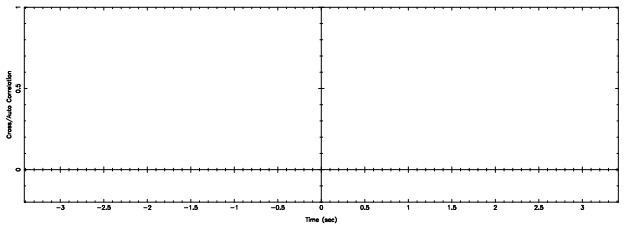
Cross/Auto Correlation
Time (sec)

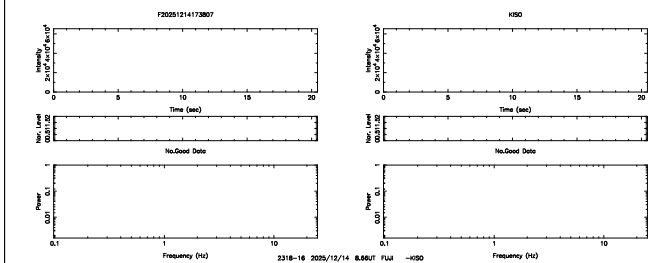
F20251214173807
KISO
Intensity
Time (sec)
Nor. Level
No.Good Data
Power
Frequency (Hz)
2318-16 2025/12/14 8.66UT FUJI -KISO

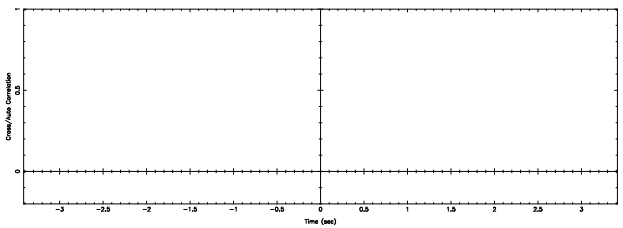
Cross/Auto Correlation
Time (sec)

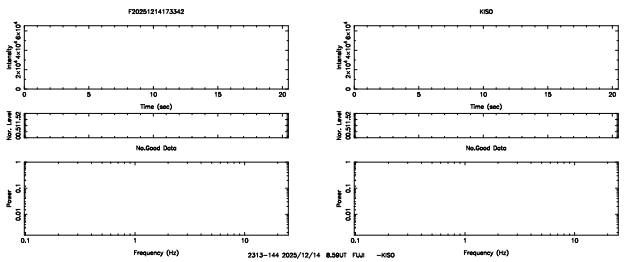
F20251214173342
KISO
Intensity
Time (sec)
Nor. Level
No.Good Data
Power
Frequency (Hz)
2313-144 2025/12/14 8.59UT FUJI -KISO

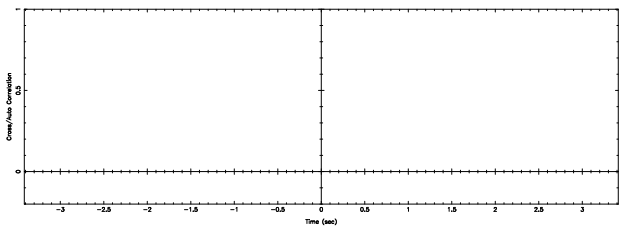
Cross/Auto Correlation
Time (sec)