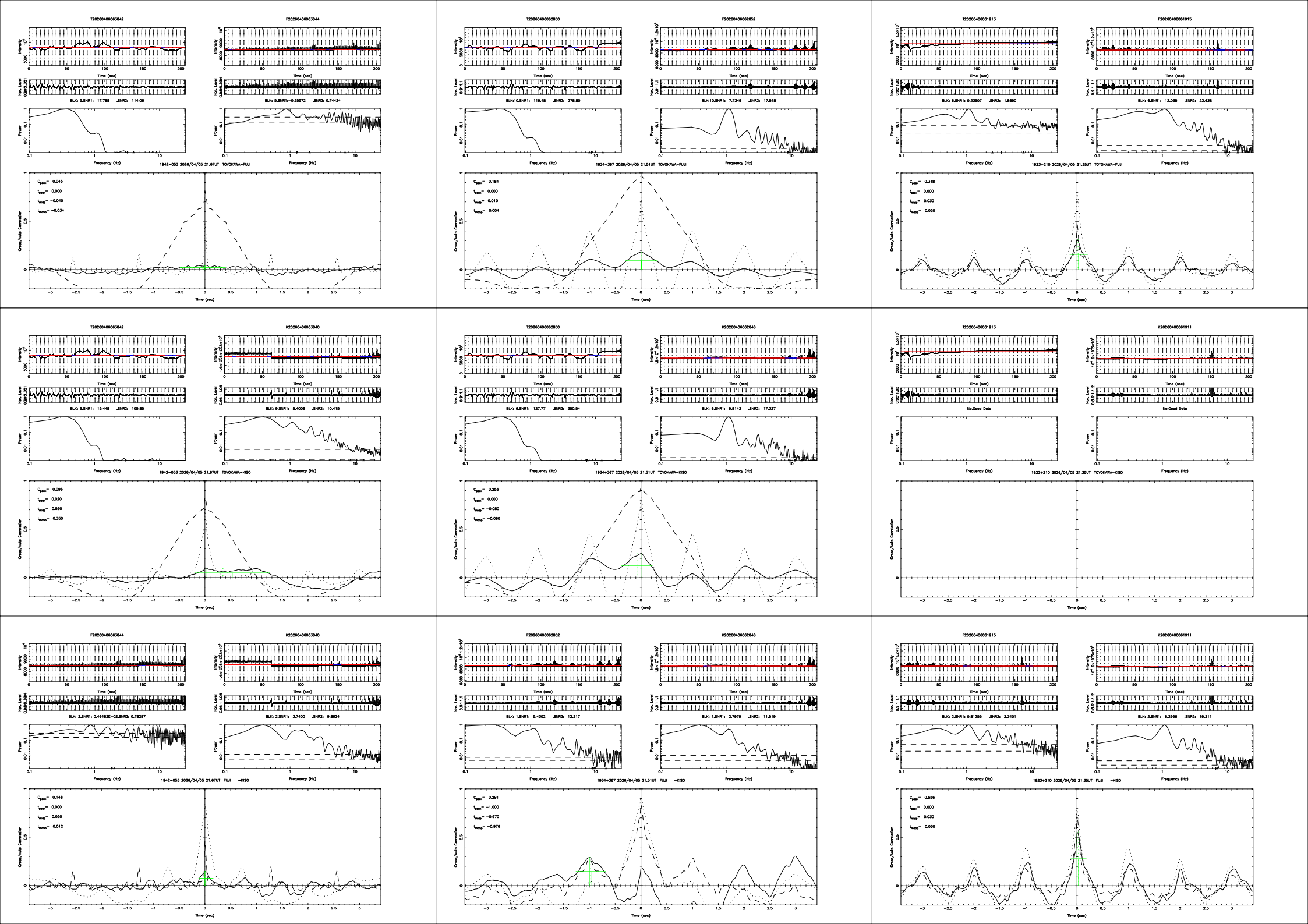
T20260406063842
F20260406063844
BLK: 5,SNR1: 17.788 ,SNR2: 114.06
BLK: 5,SNR1:-0.25572 ,SNR2: 0.74434
1942-053 2026/04/05 21.67UT TOYOKAWA-FUJI
C_peak= 0.045
t_peak= 0.000
t_midp= -0.040
t_midp= -0.034
T20260406062850
F20260406062852
BLK:10,SNR1: 119.48 ,SNR2: 278.80
BLK:10,SNR1: 7.7349 ,SNR2: 17.518
1934+367 2026/04/05 21.51UT TOYOKAWA-FUJI
C_peak= 0.184
t_peak= 0.000
t_midp= 0.010
t_midp= 0.004
T20260406061913
F20260406061915
BLK: 6,SNR1: 0.23907 ,SNR2: 1.8690
BLK: 6,SNR1: 12.035 ,SNR2: 22.638
1923+210 2026/04/05 21.35UT TOYOKAWA-FUJI
C_peak= 0.318
t_peak= 0.000
t_midp= 0.030
t_midp= 0.020
T20260406063842
K20260406063840
BLK: 9,SNR1: 15.448 ,SNR2: 105.85
BLK: 9,SNR1: 5.4006 ,SNR2: 10.415
1942-053 2026/04/05 21.67UT TOYOKAWA-KISO
C_peak= 0.096
t_peak= 0.020
t_midp= 0.530
t_midp= 0.350
T20260406062850
K20260406062848
BLK: 6,SNR1: 127.77 ,SNR2: 350.54
BLK: 6,SNR1: 9.8143 ,SNR2: 17.327
1934+367 2026/04/05 21.51UT TOYOKAWA-KISO
C_peak= 0.253
t_peak= 0.000
t_midp= -0.080
t_midp= -0.060
T20260406061913
K20260406061911
No.Good Data
No.Good Data
1923+210 2026/04/05 21.35UT TOYOKAWA-KISO
F20260406063844
K20260406063840
BLK: 2,SNR1: 0.46483E-02,SNR2: 0.78287
BLK: 2,SNR1: 3.7400 ,SNR2: 9.8624
1942-053 2026/04/05 21.67UT FUJI -KISO
C_peak= 0.148
t_peak= 0.000
t_midp= 0.020
t_midp= 0.012
F20260406062852
K20260406062848
BLK: 1,SNR1: 5.4302 ,SNR2: 12.217
BLK: 1,SNR1: 2.7979 ,SNR2: 11.519
1934+367 2026/04/05 21.51UT FUJI -KISO
C_peak= 0.291
t_peak= -1.000
t_midp= -0.970
t_midp= -0.976
F20260406061915
K20260406061911
BLK: 2,SNR1: 0.81255 ,SNR2: 3.3401
BLK: 2,SNR1: 6.2996 ,SNR2: 19.311
1923+210 2026/04/05 21.35UT FUJI -KISO
C_peak= 0.556
t_peak= 0.000
t_midp= 0.030
t_midp= 0.030
Intensity
Time (sec)
Nor. Level
Power
Frequency (Hz)
Cross/Auto Correlation

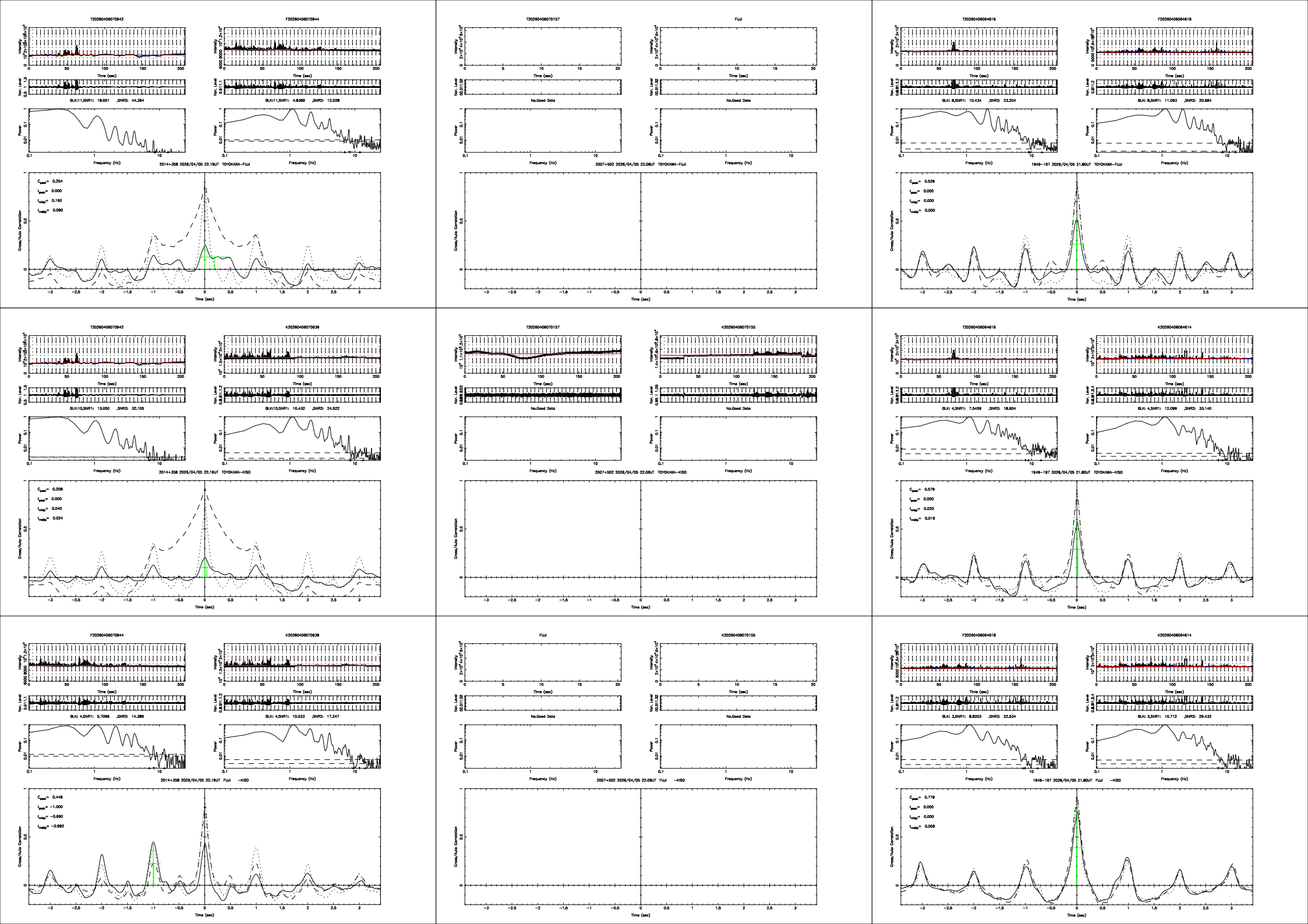
T20260406070942
T20260406070944
T20260406070157
FUJI
T20260406064616
T20260406064618
BLK11,SNR1: 18.951 ,SNR2: 44.364
BLK11,SNR1: 4.8369 ,SNR2: 12.028
No.Good Data
BLK: 8,SNR1: 10.434 ,SNR2: 23.204
BLK: 8,SNR1: 11.093 ,SNR2: 20.584
2014+358 2026/04/05 22.19UT TOYOKAWA-FUJI
2007+502 2026/04/05 22.06UT TOYOKAWA-FUJI
1949-197 2026/04/05 21.80UT TOYOKAWA-FUJI
C_peak= 0.254
t_peak= 0.000
t_ridge= 0.190
t_valley= 0.090
C_peak= 0.526
t_peak= 0.000
t_ridge= 0.000
t_valley= 0.000
T20260406070942
K20260406070939
T20260406070157
K20260406070155
T20260406064616
K20260406064614
BLK10,SNR1: 13.050 ,SNR2: 32.105
BLK10,SNR1: 10.432 ,SNR2: 24.522
No.Good Data
BLK: 4,SNR1: 7.5459 ,SNR2: 18.904
BLK: 4,SNR1: 12.099 ,SNR2: 33.140
2014+358 2026/04/05 22.19UT TOYOKAWA-KISO
2007+502 2026/04/05 22.06UT TOYOKAWA-KISO
1949-197 2026/04/05 21.80UT TOYOKAWA-KISO
C_peak= 0.208
t_peak= 0.000
t_ridge= 0.040
t_valley= 0.024
C_peak= 0.579
t_peak= 0.000
t_ridge= 0.020
t_valley= 0.016
F20260406070944
K20260406070939
FUJI
K20260406070155
F20260406064618
K20260406064614
BLK: 4,SNR1: 5.7096 ,SNR2: 14.389
BLK: 4,SNR1: 10.033 ,SNR2: 17.247
No.Good Data
BLK: 3,SNR1: 8.8203 ,SNR2: 22.534
BLK: 3,SNR1: 10.712 ,SNR2: 29.432
2014+358 2026/04/05 22.19UT FUJI -KISO
2007+502 2026/04/05 22.06UT FUJI -KISO
1949-197 2026/04/05 21.80UT FUJI -KISO
C_peak= 0.448
t_peak= -1.000
t_ridge= -0.990
t_valley= -0.992
C_peak= 0.779
t_peak= 0.000
t_ridge= 0.000
t_valley= 0.006
Intensity
Nor. Level
Time (sec)
Power
Frequency (Hz)
Cross/Auto Correlation

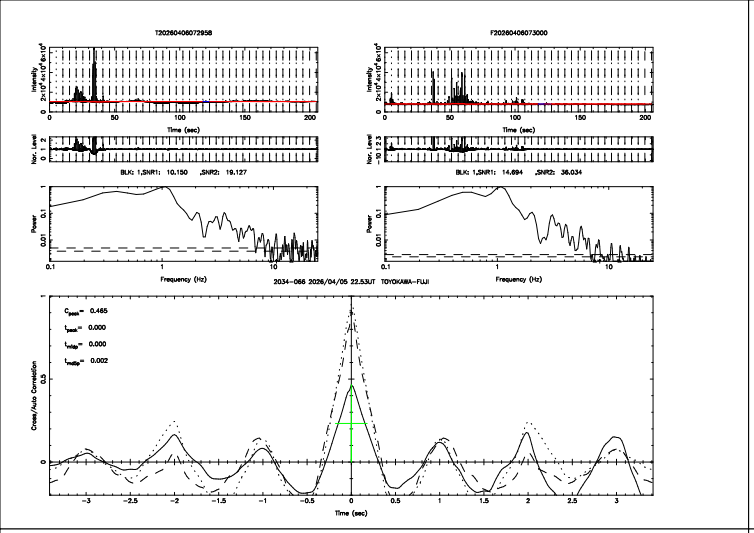
T20260406072958
T20260406073000
BLK: 1,SNR1: 10.150 ,SNR2: 19.127
BLK: 1,SNR1: 14.694 ,SNR2: 36.034
2034-066 2026/04/05 22.53UT TOYOKAWA-FUJI
C_peak= 0.485
t_peak= 0.000
t_rise= 0.000
t_fall= 0.002
Time (sec)
Frequency (Hz)
Cross/Auto Correlation

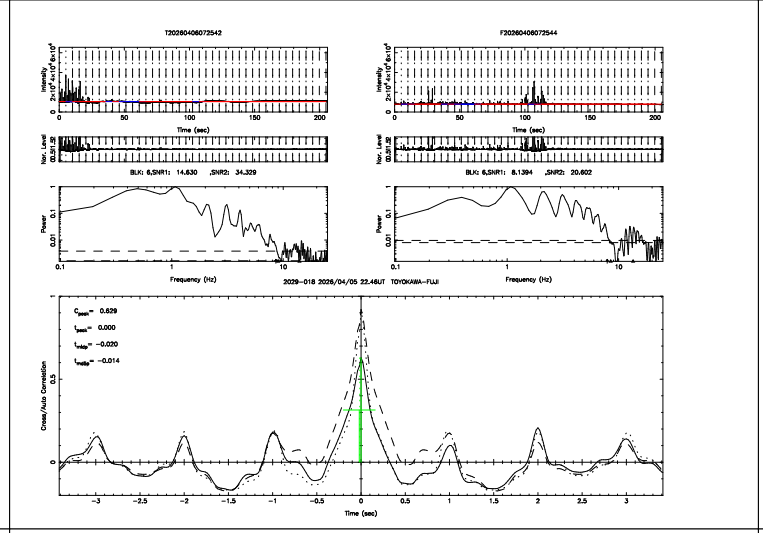
T20260406072542
F20260406072544
BLK: 6,SNR1: 14.630 ,SNR2: 34.329
BLK: 6,SNR1: 8.1394 ,SNR2: 20.602
2029-018 2026/04/05 22.46UT TOYOKAWA-FUJI
C_peak= 0.629
t_peak= 0.000
t_rise= −0.020
t_fall= −0.014
Time (sec)
Frequency (Hz)
Cross/Auto Correlation

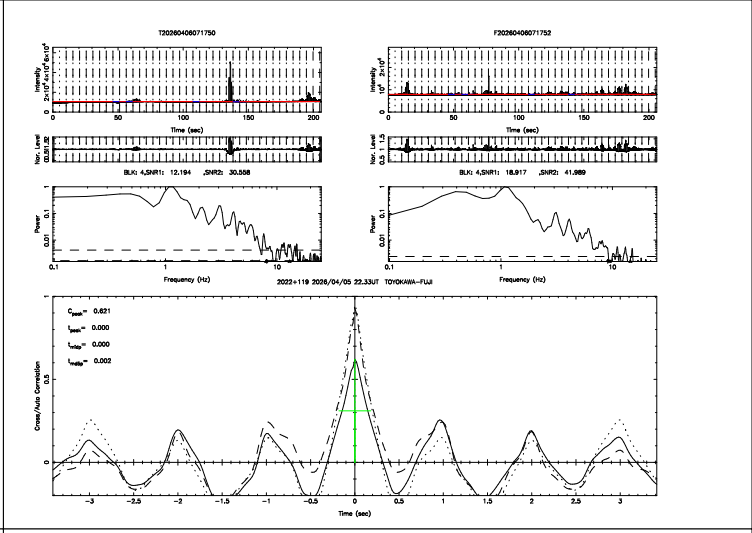
T20260406071750
F20260406071752
BLK: 4,SNR1: 12.194 ,SNR2: 30.058
BLK: 4,SNR1: 18.917 ,SNR2: 41.989
2022+119 2026/04/05 22.33UT TOYOKAWA-FUJI
C_peak= 0.621
t_peak= 0.000
t_rise= 0.000
t_fall= 0.002
Time (sec)
Frequency (Hz)
Cross/Auto Correlation

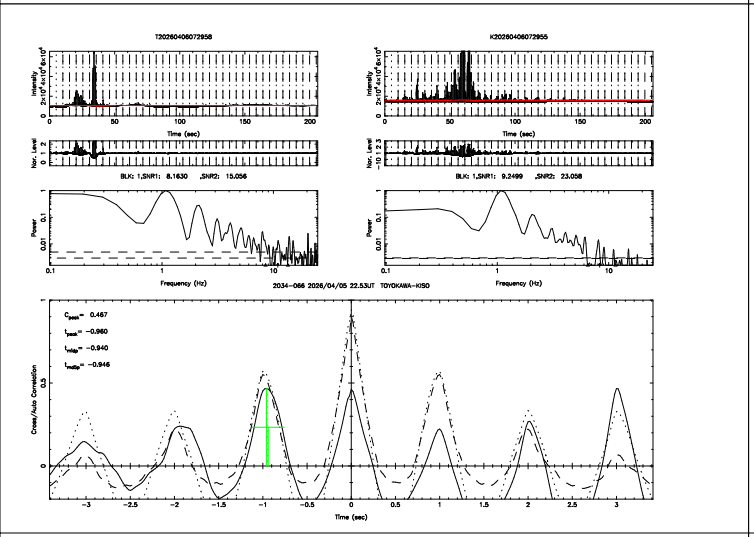
T20260406072958
K20260406072955
BLK: 1,SNR1: 8.1630 ,SNR2: 15.056
BLK: 1,SNR1: 9.2499 ,SNR2: 23.058
2034-066 2026/04/05 22.53UT TOYOKAWA-KISO
C_peak= 0.467
t_peak= −0.960
t_rise= −0.940
t_fall= −0.946
Time (sec)
Frequency (Hz)
Cross/Auto Correlation

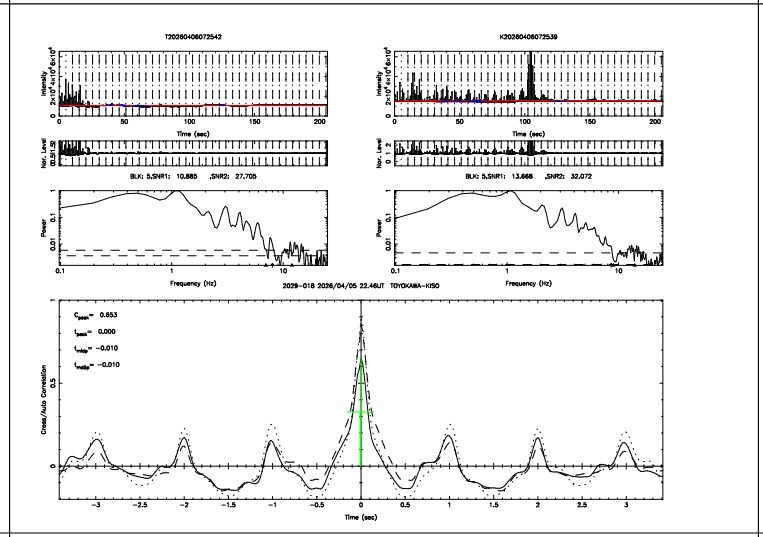
T20260406072542
K20260406072539
BLK: 5,SNR1: 10.885 ,SNR2: 27.705
BLK: 5,SNR1: 13.668 ,SNR2: 32.072
2029-018 2026/04/05 22.46UT TOYOKAWA-KISO
C_peak= 0.653
t_peak= 0.000
t_rise= −0.010
t_fall= −0.010
Time (sec)
Frequency (Hz)
Cross/Auto Correlation

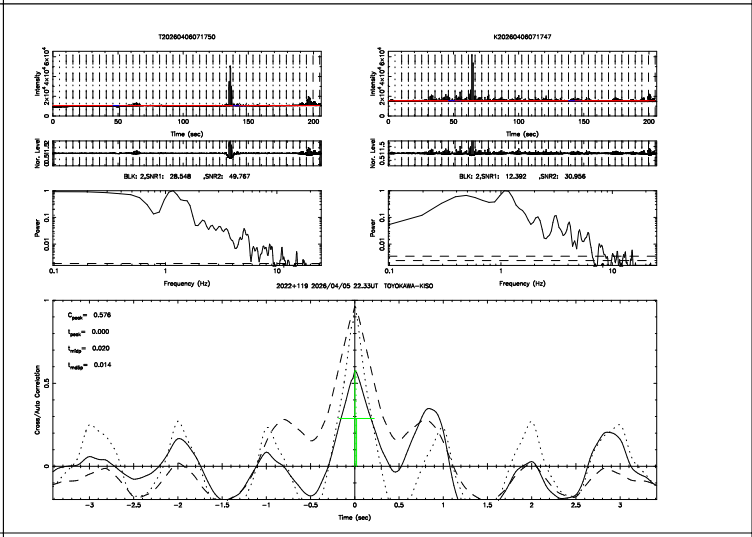
T20260406071750
K20260406071747
BLK: 2,SNR1: 28.548 ,SNR2: 49.767
BLK: 2,SNR1: 12.392 ,SNR2: 30.956
2022+119 2026/04/05 22.33UT TOYOKAWA-KISO
C_peak= 0.576
t_peak= 0.000
t_rise= 0.020
t_fall= 0.014
Time (sec)
Frequency (Hz)
Cross/Auto Correlation

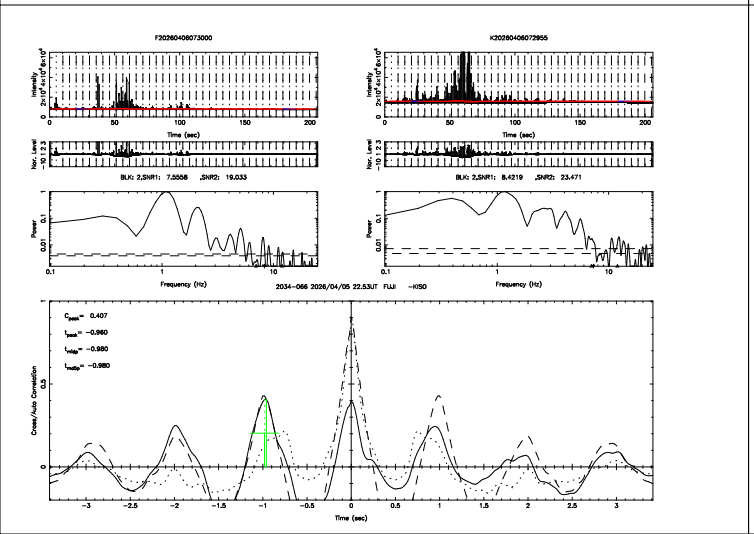
F20260406073000
K20260406072955
BLK: 2,SNR1: 7.5508 ,SNR2: 19.033
BLK: 2,SNR1: 8.4219 ,SNR2: 23.471
2034-066 2026/04/05 22.53UT FUJI -KISO
C_peak= 0.407
t_peak= −0.960
t_rise= −0.980
t_fall= −0.980
Time (sec)
Frequency (Hz)
Cross/Auto Correlation

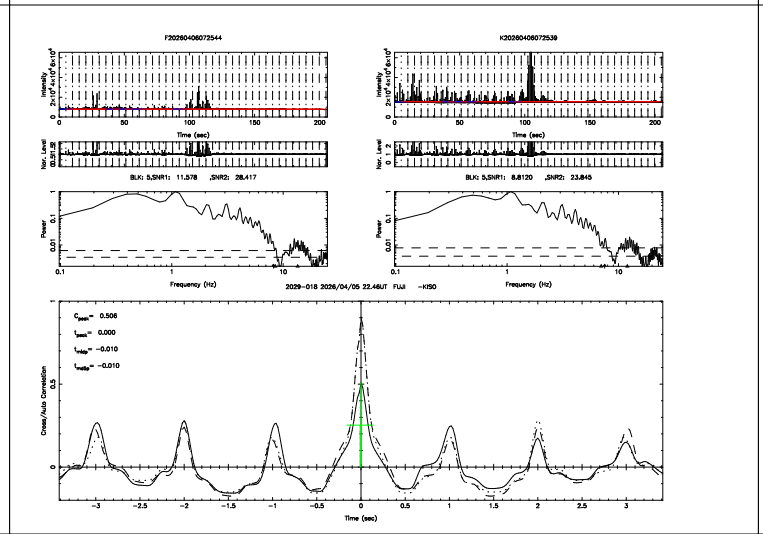
F20260406072544
K20260406072539
BLK: 5,SNR1: 11.578 ,SNR2: 28.417
BLK: 5,SNR1: 8.8120 ,SNR2: 23.845
2029-018 2026/04/05 22.46UT FUJI -KISO
C_peak= 0.506
t_peak= 0.000
t_rise= −0.010
t_fall= −0.010
Time (sec)
Frequency (Hz)
Cross/Auto Correlation

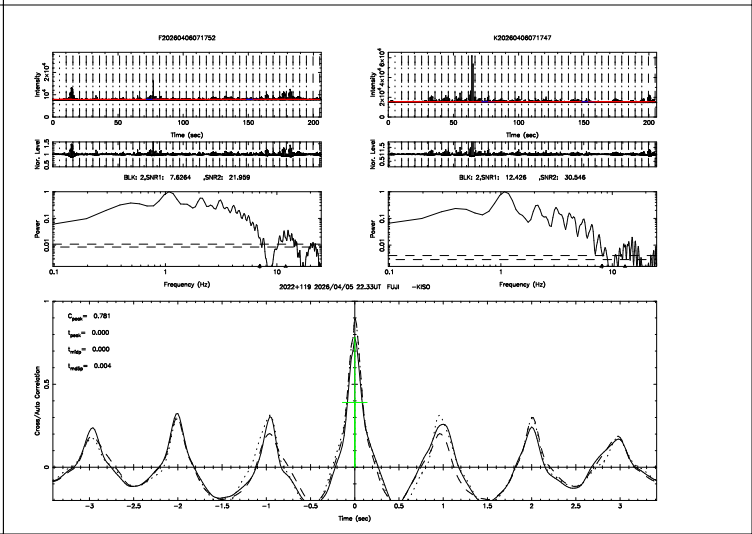
F20260406071752
K20260406071747
BLK: 2,SNR1: 7.8264 ,SNR2: 21.959
BLK: 2,SNR1: 12.425 ,SNR2: 30.546
2022+119 2026/04/05 22.33UT FUJI -KISO
C_peak= 0.781
t_peak= 0.000
t_rise= 0.000
t_fall= 0.004
Time (sec)
Frequency (Hz)
Cross/Auto Correlation

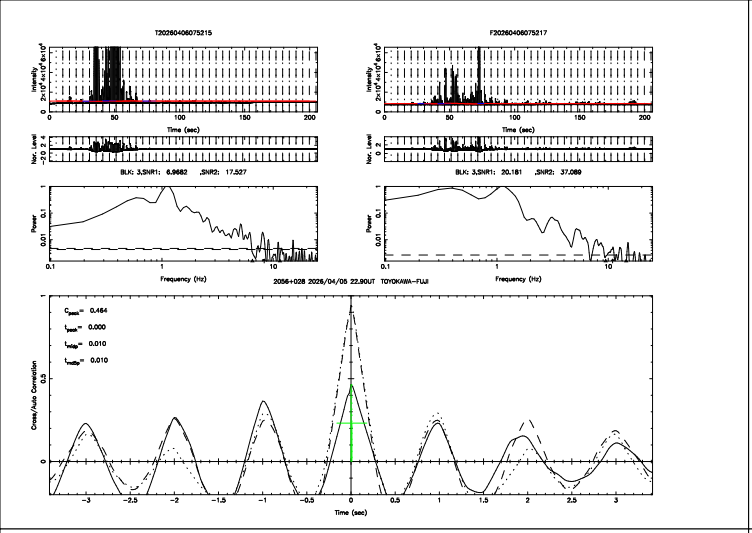
T20260406075215
F20260406075217
BLK: 3,SNR1: 6.9682 ,SNR2: 17.527
BLK: 3,SNR1: 20.181 ,SNR2: 37.089
2056+028 2026/04/05 22.90UT TOYOKAWA-FUJI
C_peak= 0.464
t_peak= 0.000
t_edge= 0.010
t_centy= 0.010

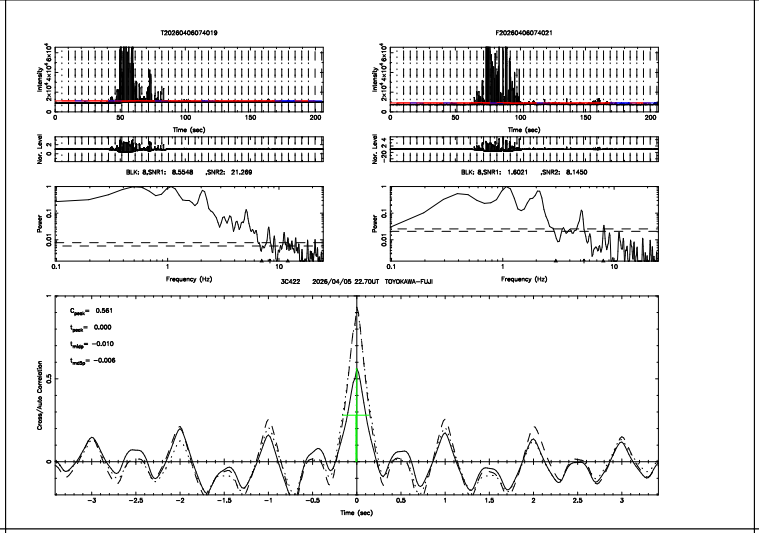
T20260406074019
F20260406074021
BLK: 8,SNR1: 8.5548 ,SNR2: 21.269
BLK: 8,SNR1: 1.6021 ,SNR2: 8.1450
3C422 2026/04/05 22.70UT TOYOKAWA-FUJI
C_peak= 0.561
t_peak= 0.000
t_edge= −0.010
t_centy= −0.006

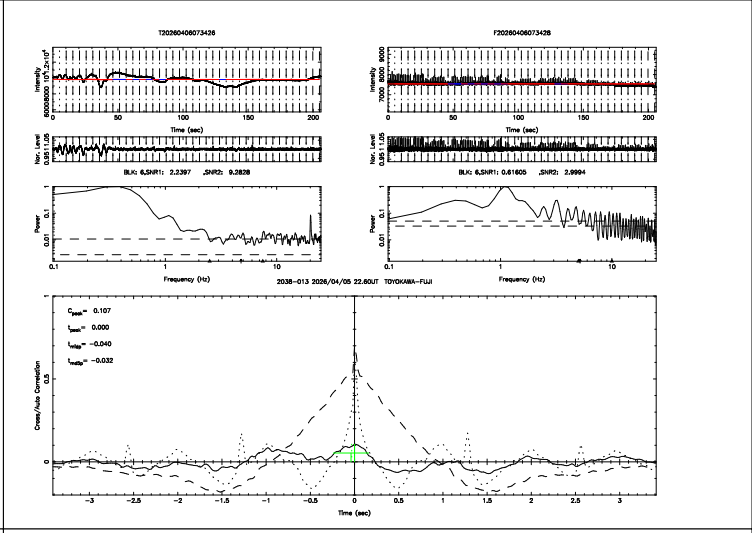
T20260406073428
F20260406073428
BLK: 6,SNR1: 2.2397 ,SNR2: 9.2828
BLK: 6,SNR1: 0.61605 ,SNR2: 2.9994
2038−013 2026/04/05 22.60UT TOYOKAWA-FUJI
C_peak= 0.107
t_peak= 0.000
t_edge= −0.040
t_centy= −0.032

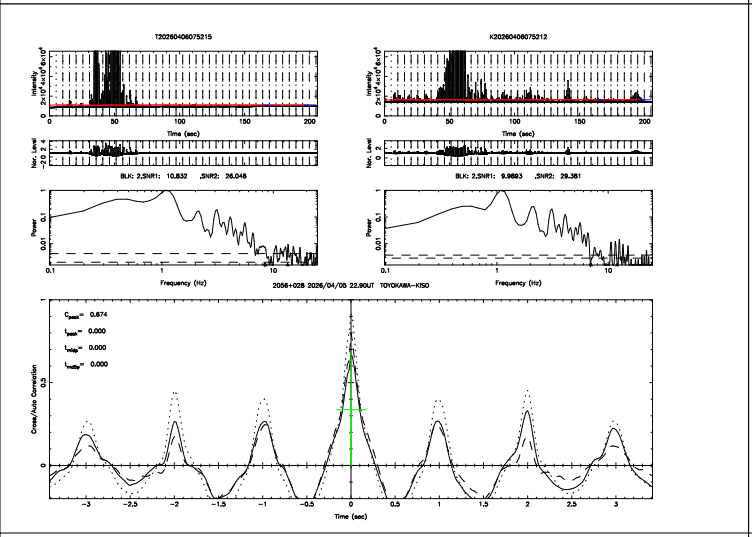
T20260406075215
K20260406075212
BLK: 3,SNR1: 10.832 ,SNR2: 26.048
BLK: 3,SNR1: 9.9893 ,SNR2: 29.361
2056+028 2026/04/05 22.90UT TOYOKAWA-KISO
C_peak= 0.674
t_peak= 0.000
t_edge= 0.000
t_centy= 0.000

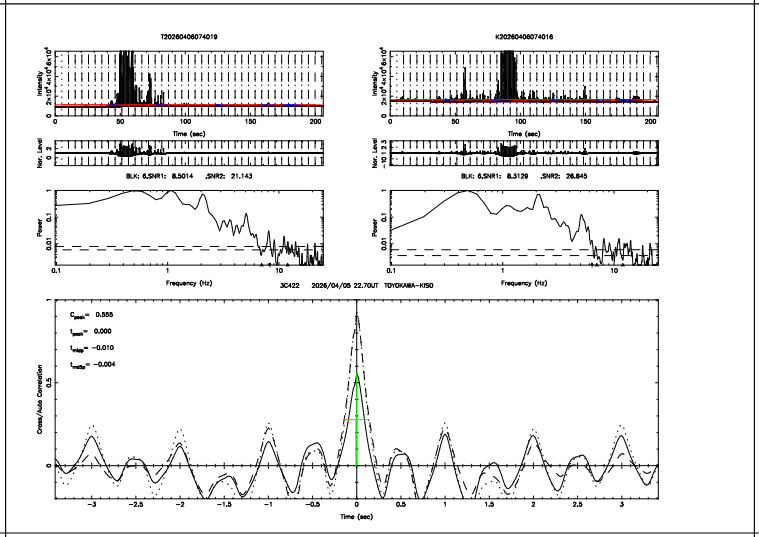
T20260406074019
K20260406074016
BLK: 8,SNR1: 8.5014 ,SNR2: 21.143
BLK: 8,SNR1: 8.3129 ,SNR2: 26.845
3C422 2026/04/05 22.70UT TOYOKAWA-KISO
C_peak= 0.555
t_peak= 0.000
t_edge= −0.010
t_centy= −0.004

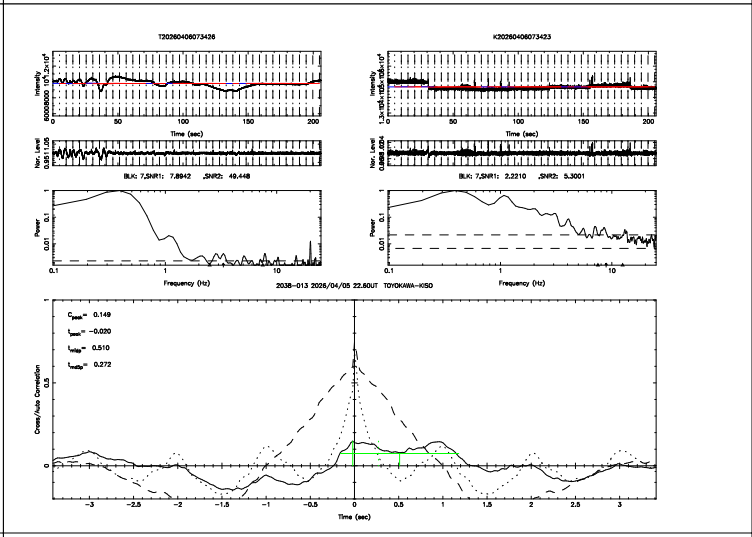
T20260406073428
K20260406073423
BLK: 7,SNR1: 7.8942 ,SNR2: 49.448
BLK: 7,SNR1: 2.2210 ,SNR2: 5.3001
2038−013 2026/04/05 22.60UT TOYOKAWA-KISO
C_peak= 0.149
t_peak= −0.020
t_edge= 0.510
t_centy= 0.272

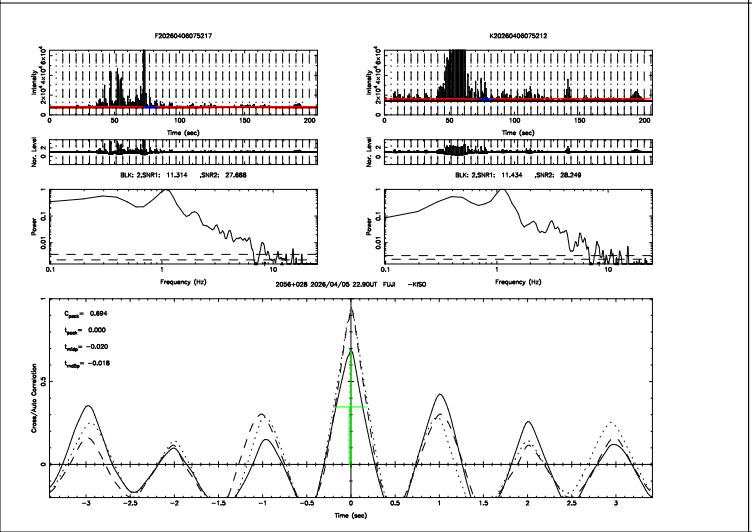
F20260406075217
K20260406075212
BLK: 2,SNR1: 11.314 ,SNR2: 27.688
BLK: 2,SNR1: 11.434 ,SNR2: 28.249
2056+028 2026/04/05 22.90UT FUJI -KISO
C_peak= 0.694
t_peak= 0.000
t_edge= −0.020
t_centy= −0.016

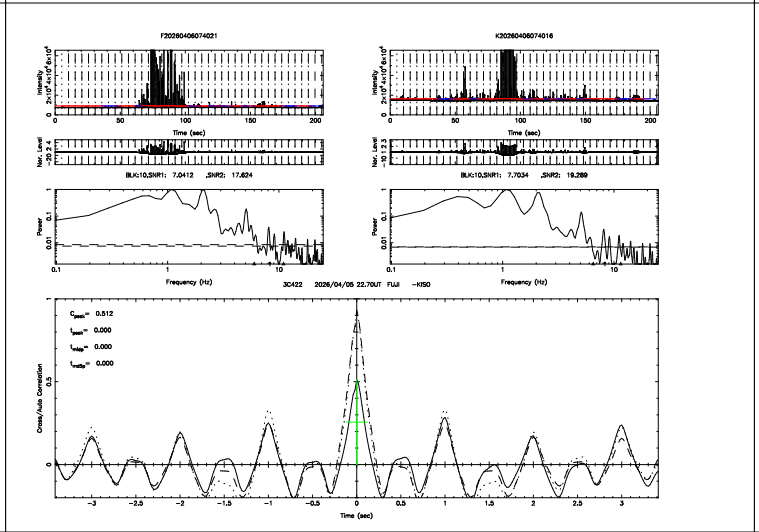
F20260406074021
K20260406074016
BLK:10,SNR1: 7.0412 ,SNR2: 17.624
BLK:10,SNR1: 7.7034 ,SNR2: 19.269
3C422 2026/04/05 22.70UT FUJI -KISO
C_peak= 0.512
t_peak= 0.000
t_edge= 0.000
t_centy= 0.000

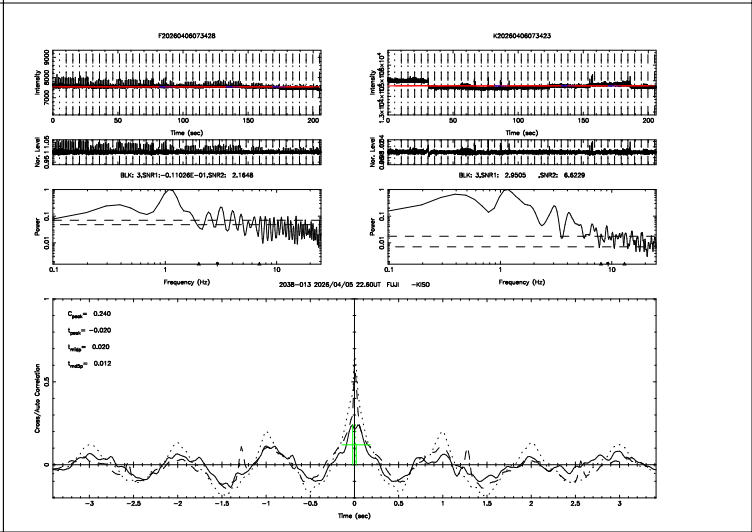
F20260406073428
K20260406073423
BLK: 3,SNR1:-0.11026E-01,SNR2: 2.1648
BLK: 3,SNR1: 2.9305 ,SNR2: 6.6229
2038−013 2026/04/05 22.60UT FUJI -KISO
C_peak= 0.240
t_peak= −0.020
t_edge= 0.020
t_centy= 0.012

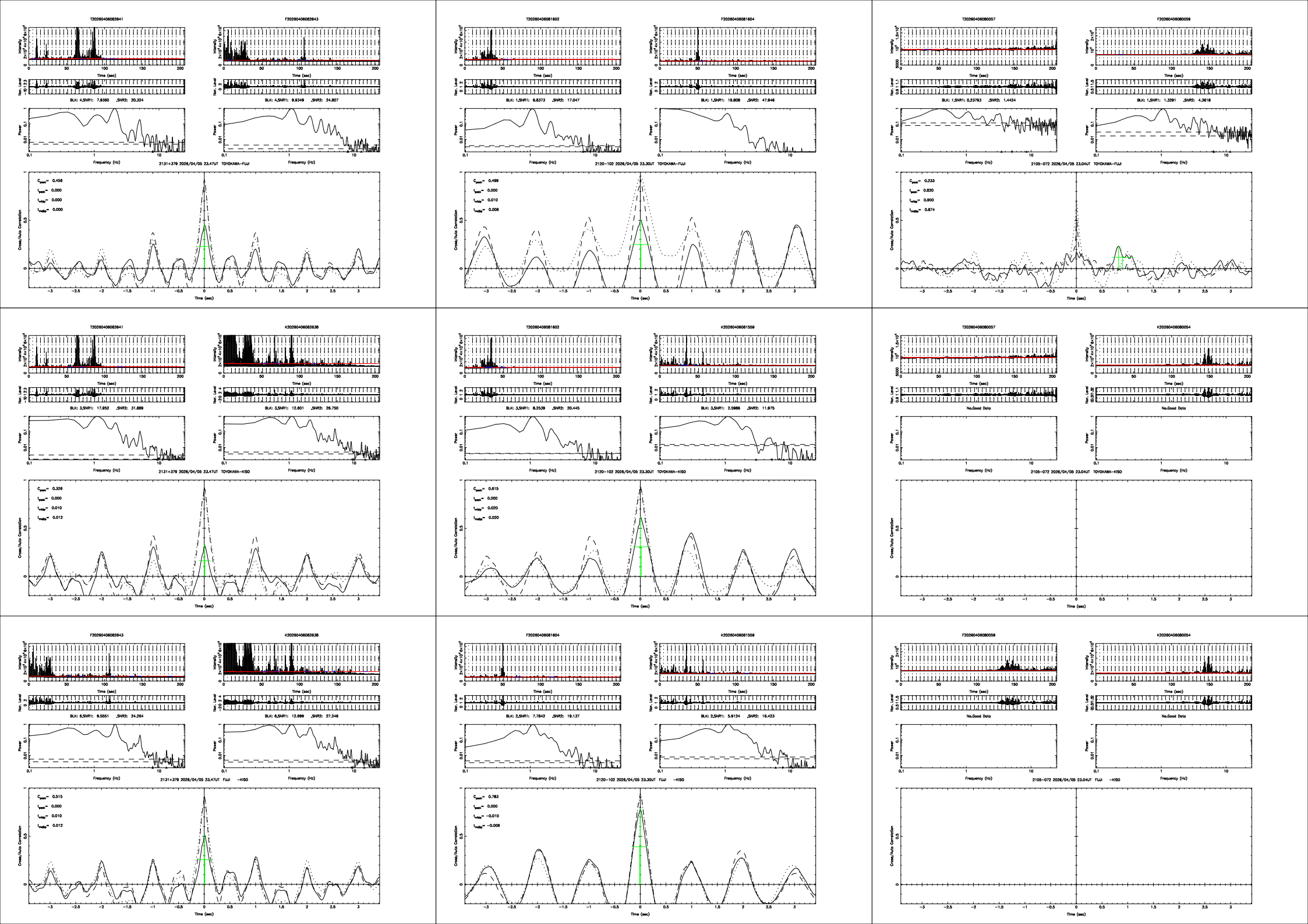
T20260406082641
F20260406082643
BLK: 4,SNR1: 7.9360 ,SNR2: 20.324
BLK: 4,SNR1: 9.9349 ,SNR2: 24.807
2131+379 2026/04/05 23.47UT TOYOKAWA-FUJI
T20260406081602
F20260406081604
BLK: 1,SNR1: 6.8373 ,SNR2: 17.047
BLK: 1,SNR1: 19.808 ,SNR2: 47.946
2120-102 2026/04/05 23.30UT TOYOKAWA-FUJI
T20260406080057
F20260406080059
BLK: 1,SNR1: 0.23793 ,SNR2: 1.4424
BLK: 1,SNR1: 1.3291 ,SNR2: 4.3618
2105-072 2026/04/05 23.04UT TOYOKAWA-FUJI
T20260406082641
K20260406082638
BLK: 3,SNR1: 17.952 ,SNR2: 31.889
BLK: 3,SNR1: 12.601 ,SNR2: 26.750
2131+379 2026/04/05 23.47UT TOYOKAWA-KISO
T20260406081602
K20260406081559
BLK: 3,SNR1: 8.2539 ,SNR2: 20.445
BLK: 3,SNR1: 2.5986 ,SNR2: 11.975
2120-102 2026/04/05 23.30UT TOYOKAWA-KISO
T20260406080057
K20260406080054
No.Good Data
2105-072 2026/04/05 23.04UT TOYOKAWA-KISO
F20260406082643
K20260406082638
BLK: 6,SNR1: 9.5551 ,SNR2: 24.264
BLK: 6,SNR1: 12.699 ,SNR2: 27.246
2131+379 2026/04/05 23.47UT FUJI -KISO
F20260406081604
K20260406081559
BLK: 2,SNR1: 7.7842 ,SNR2: 19.137
BLK: 2,SNR1: 5.9124 ,SNR2: 16.423
2120-102 2026/04/05 23.30UT FUJI -KISO
F20260406080059
K20260406080054
No.Good Data
2105-072 2026/04/05 23.04UT FUJI -KISO
Intensity
Time (sec)
Nor. Level
Power
Frequency (Hz)
Cross/Auto Correlation

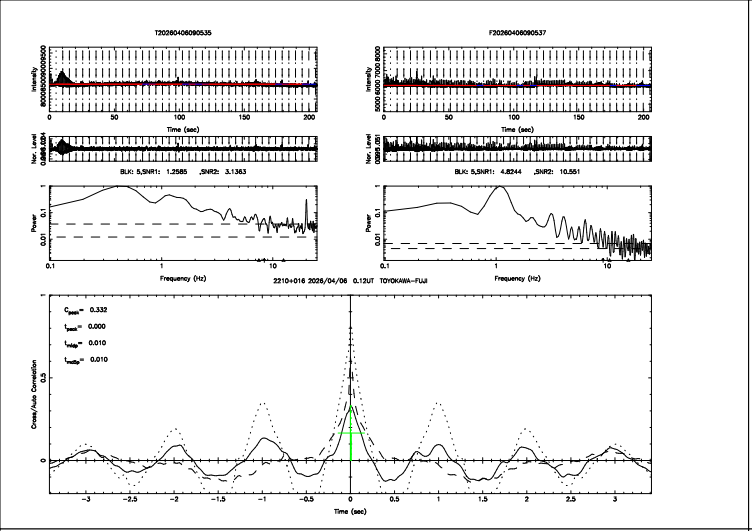
T20260406090535
F20260406090537
BLK: 5,SNR1: 1.2585 ,SNR2: 3.1363
BLK: 5,SNR1: 4.8244 ,SNR2: 10.551
2210+016 2026/04/06 0.12UT TOYOKAWA-FUJI
C_peak= 0.332
t_peak= 0.000
t_rise= 0.010
t_fall= 0.010

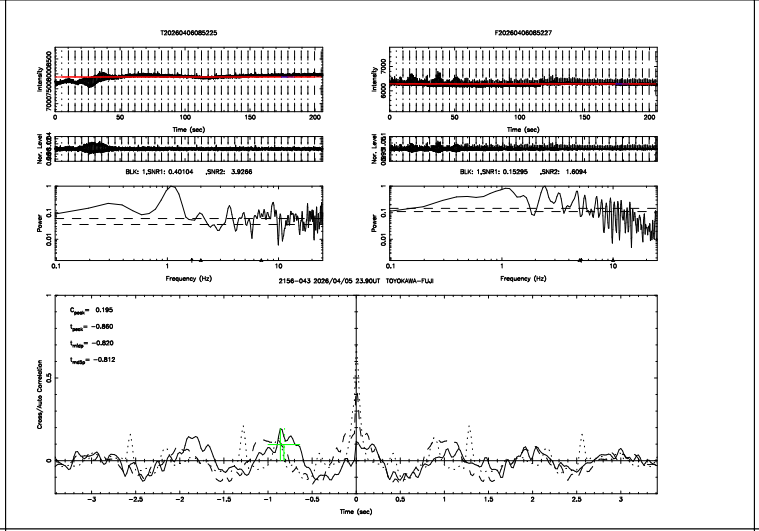
T20260406085225
F20260406085227
BLK: 1,SNR1: 0.40104 ,SNR2: 3.9266
BLK: 1,SNR1: 0.15295 ,SNR2: 1.6094
2156-043 2026/04/05 23.90UT TOYOKAWA-FUJI
C_peak= 0.195
t_peak= -0.860
t_rise= -0.820
t_fall= -0.812

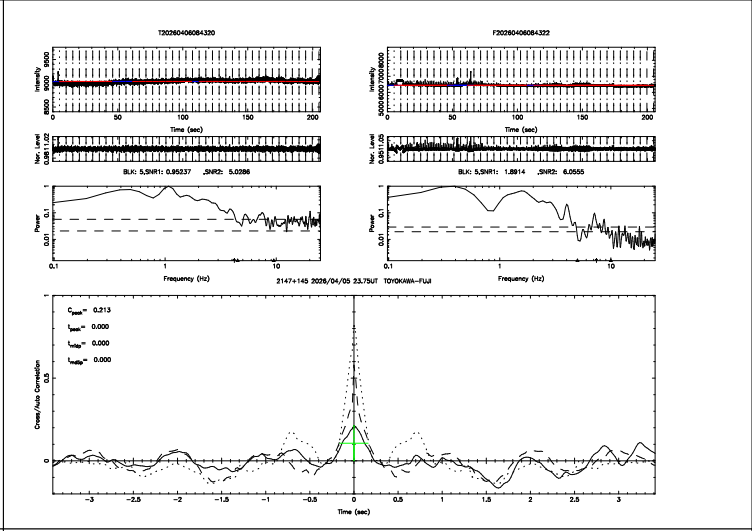
T20260406084320
F20260406084322
BLK: 5,SNR1: 0.95237 ,SNR2: 5.0286
BLK: 5,SNR1: 1.8914 ,SNR2: 6.0555
2147+145 2026/04/05 23.75UT TOYOKAWA-FUJI
C_peak= 0.213
t_peak= 0.000
t_rise= 0.000
t_fall= 0.000

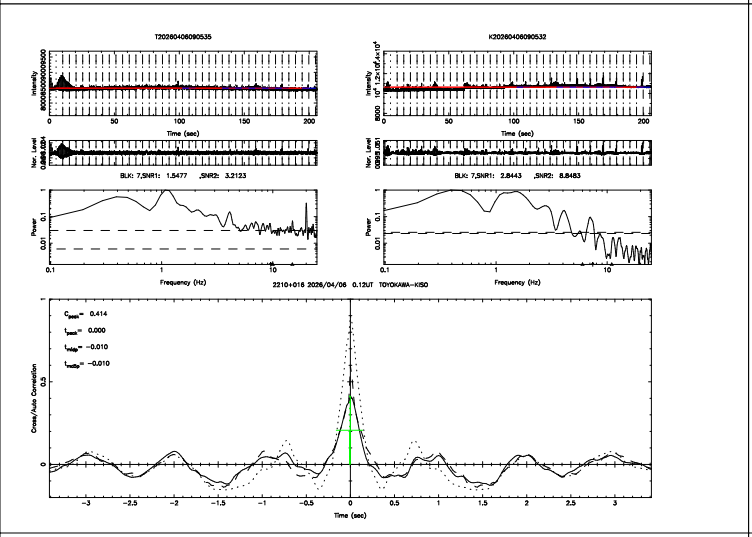
T20260406090535
K20260406090532
BLK: 7,SNR1: 1.5477 ,SNR2: 3.2123
BLK: 7,SNR1: 2.8443 ,SNR2: 8.8483
2210+016 2026/04/06 0.12UT TOYOKAWA-KISO
C_peak= 0.414
t_peak= 0.000
t_rise= -0.010
t_fall= -0.010

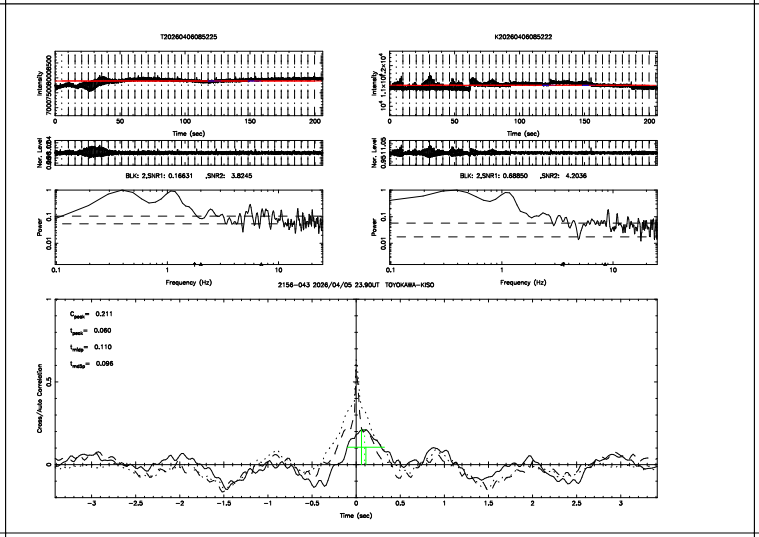
T20260406085225
K20260406085222
BLK: 2,SNR1: 0.16631 ,SNR2: 3.8245
BLK: 2,SNR1: 0.68850 ,SNR2: 4.2036
2156-043 2026/04/05 23.90UT TOYOKAWA-KISO
C_peak= 0.211
t_peak= 0.060
t_rise= 0.110
t_fall= 0.096

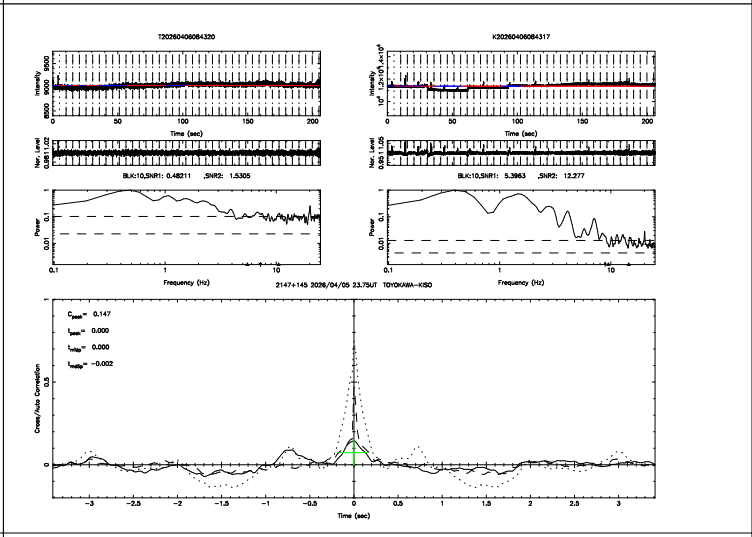
T20260406084320
K20260406084317
BLK:10,SNR1: 0.48211 ,SNR2: 1.5305
BLK:10,SNR1: 1.3963 ,SNR2: 12.277
2147+145 2026/04/05 23.75UT TOYOKAWA-KISO
C_peak= 0.147
t_peak= 0.000
t_rise= 0.000
t_fall= -0.002

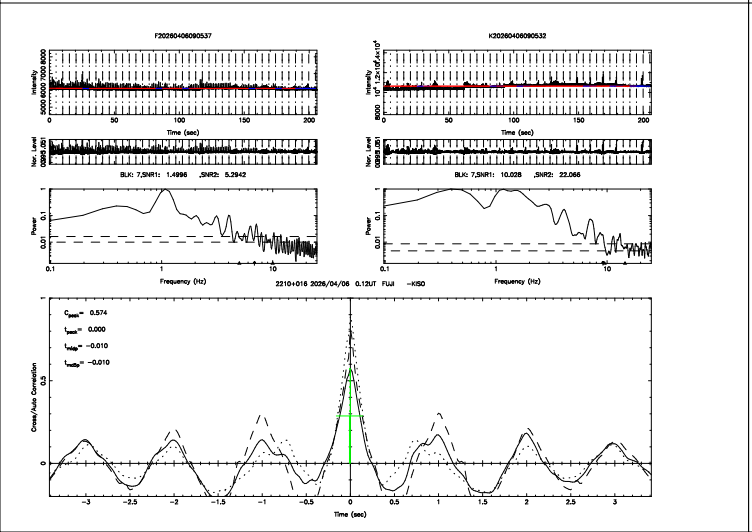
F20260406090537
K20260406090532
BLK: 7,SNR1: 1.4996 ,SNR2: 5.2942
BLK: 7,SNR1: 10.028 ,SNR2: 22.066
2210+016 2026/04/06 0.12UT FUJI -KISO
C_peak= 0.574
t_peak= 0.000
t_rise= -0.010
t_fall= -0.010

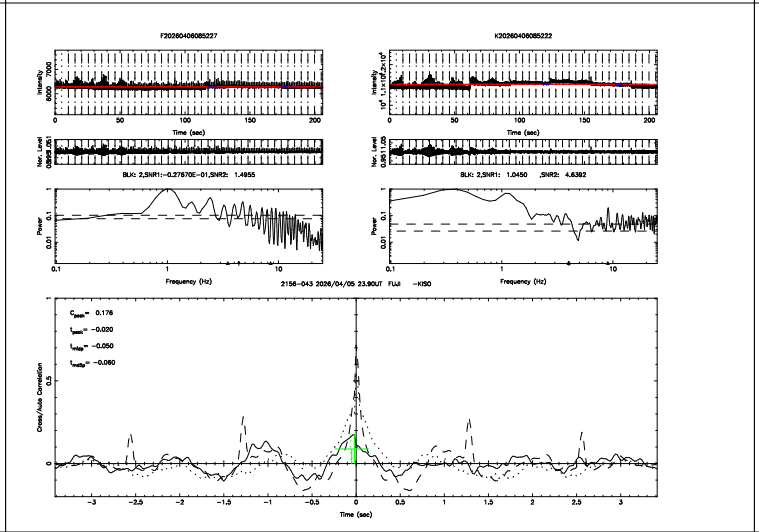
F20260406085227
K20260406085222
BLK: 2,SNR1:-0.27670E-01,SNR2: 1.4855
BLK: 2,SNR1: 1.0450 ,SNR2: 4.6392
2156-043 2026/04/05 23.90UT FUJI -KISO
C_peak= 0.176
t_peak= -0.020
t_rise= -0.050
t_fall= -0.060

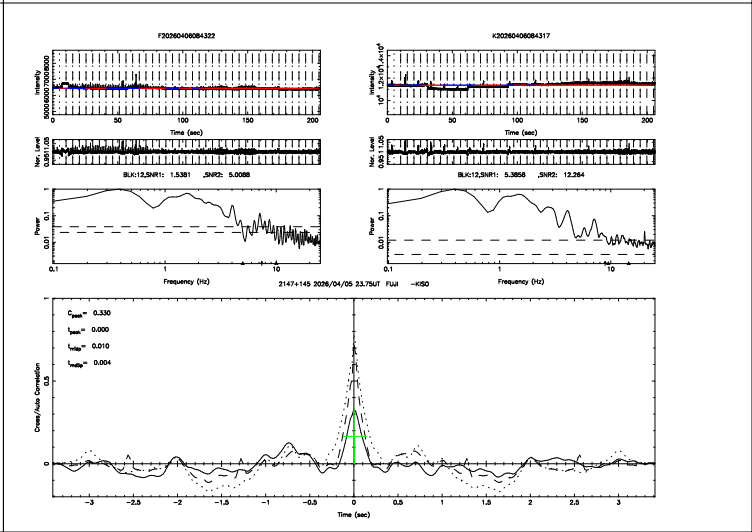
F20260406084322
K20260406084317
BLK:12,SNR1: 1.5381 ,SNR2: 5.0088
BLK:12,SNR1: 5.3858 ,SNR2: 12.264
2147+145 2026/04/05 23.75UT FUJI -KISO
C_peak= 0.330
t_peak= 0.000
t_rise= 0.010
t_fall= 0.004

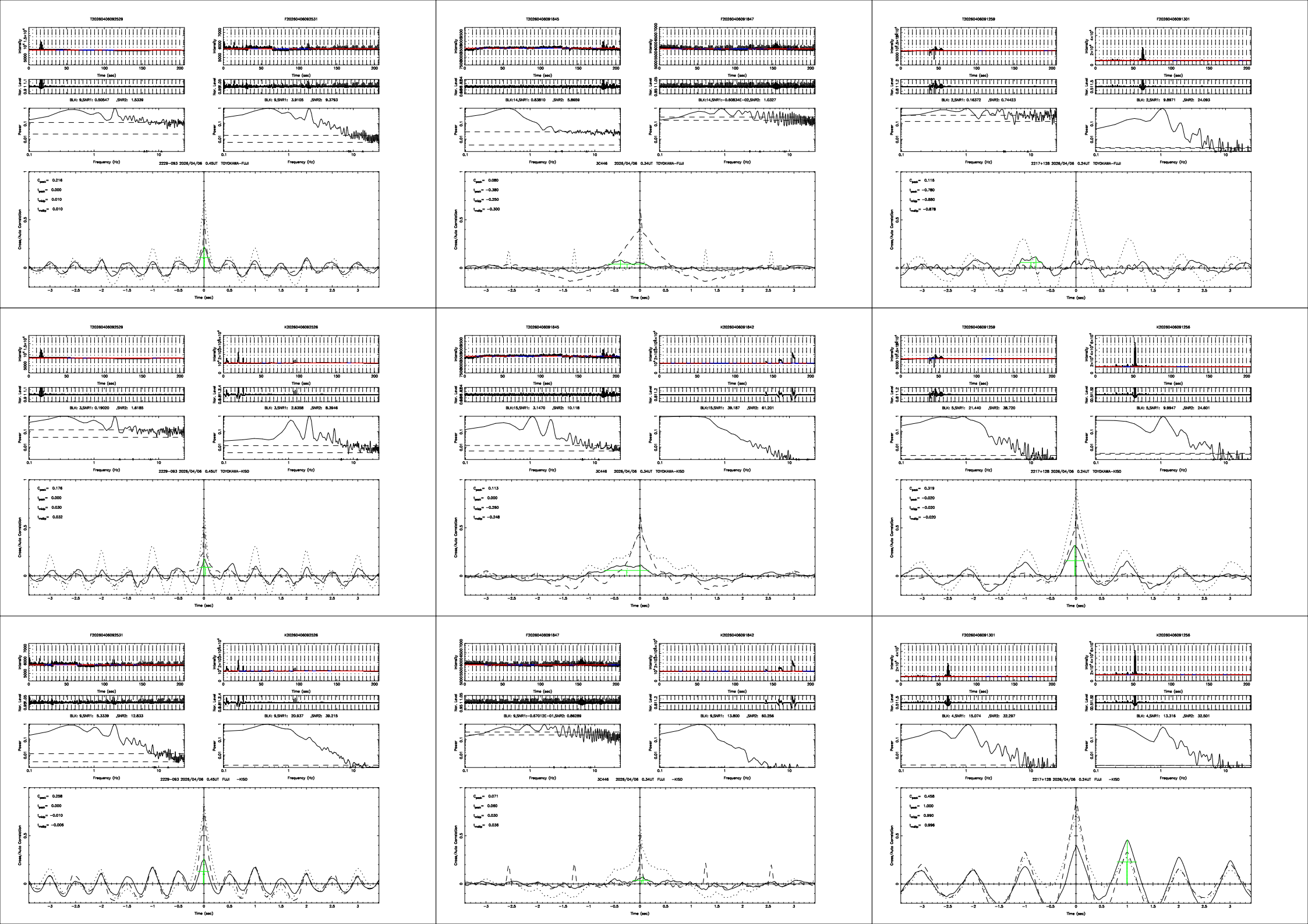
T20260406092529
F20260406092531
BLK: 9,SNR1: 0.50547 ,SNR2: 1.5339
BLK: 9,SNR1: 3.9105 ,SNR2: 9.3793
2229−093 2026/04/06 0.45UT TOYOKAWA−FUJI
C_{peak}= 0.216
t_{peak}= 0.000
t_{width}= 0.010
t_{width}= 0.010
T20260406091845
F20260406091847
BLK:14,SNR1: 0.83810 ,SNR2: 5.8659
BLK:14,SNR1:−0.60834E−02,SNR2: 1.0327
3C446 2026/04/06 0.34UT TOYOKAWA−FUJI
C_{peak}= 0.080
t_{peak}= −0.380
t_{width}= −0.250
t_{width}= −0.300
T20260406091259
F20260406091301
BLK: 2,SNR1: 0.16372 ,SNR2: 0.74423
BLK: 2,SNR1: 9.8971 ,SNR2: 24.093
2217+12B 2026/04/06 0.24UT TOYOKAWA−FUJI
C_{peak}= 0.116
t_{peak}= −0.780
t_{width}= −0.880
t_{width}= −0.878
T20260406092529
K20260406092526
BLK: 3,SNR1: 0.19020 ,SNR2: 1.6185
BLK: 3,SNR1: 2.6358 ,SNR2: 8.3946
2229−093 2026/04/06 0.45UT TOYOKAWA−KISO
C_{peak}= 0.176
t_{peak}= 0.000
t_{width}= 0.030
t_{width}= 0.032
T20260406091845
K20260406091842
BLK:15,SNR1: 3.1470 ,SNR2: 10.118
BLK:15,SNR1: 39.187 ,SNR2: 61.201
3C446 2026/04/06 0.34UT TOYOKAWA−KISO
C_{peak}= 0.113
t_{peak}= 0.000
t_{width}= −0.260
t_{width}= −0.248
T20260406091259
K20260406091256
BLK: 5,SNR1: 21.440 ,SNR2: 38.720
BLK: 5,SNR1: 9.9947 ,SNR2: 24.601
2217+12B 2026/04/06 0.24UT TOYOKAWA−KISO
C_{peak}= 0.319
t_{peak}= −0.020
t_{width}= −0.020
t_{width}= −0.020
F20260406092531
K20260406092526
BLK: 9,SNR1: 5.3339 ,SNR2: 12.833
BLK: 9,SNR1: 20.937 ,SNR2: 39.215
2229−093 2026/04/06 0.45UT FUJI −KISO
C_{peak}= 0.258
t_{peak}= 0.000
t_{width}= −0.010
t_{width}= −0.006
F20260406091847
K20260406091842
BLK: 9,SNR1:−0.67012E−01,SNR2: 0.86289
BLK: 9,SNR1: 13.800 ,SNR2: 60.256
3C446 2026/04/06 0.34UT FUJI −KISO
C_{peak}= 0.071
t_{peak}= 0.060
t_{width}= 0.030
t_{width}= 0.036
F20260406091301
K20260406091256
BLK: 4,SNR1: 15.074 ,SNR2: 32.297
BLK: 4,SNR1: 13.316 ,SNR2: 32.501
2217+12B 2026/04/06 0.24UT FUJI −KISO
C_{peak}= 0.458
t_{peak}= 1.000
t_{width}= 0.990
t_{width}= 0.996
Intensity
Nor. Level
Time (sec)
Power
Frequency (Hz)
Cross/Auto Correlation

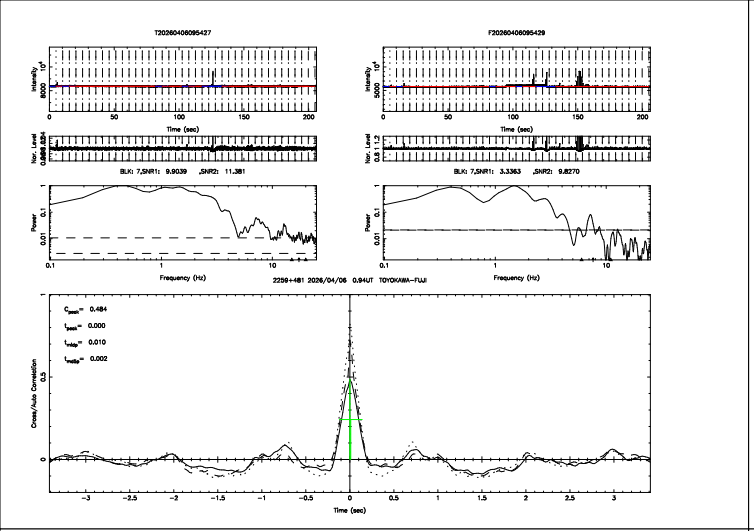
T20260406095427
F20260406095429
BLK: 7,SNR1: 9.9039 ,SNR2: 11.381
BLK: 7,SNR1: 8.3363 ,SNR2: 9.8270
2259+481 2026/04/06 0.94UT TOYOKAWA-FUJI
C_peak= 0.484
t_peak= 0.000
t_rise= 0.010
t_fall= 0.002
Cross/Auto Correlation
Time (sec)

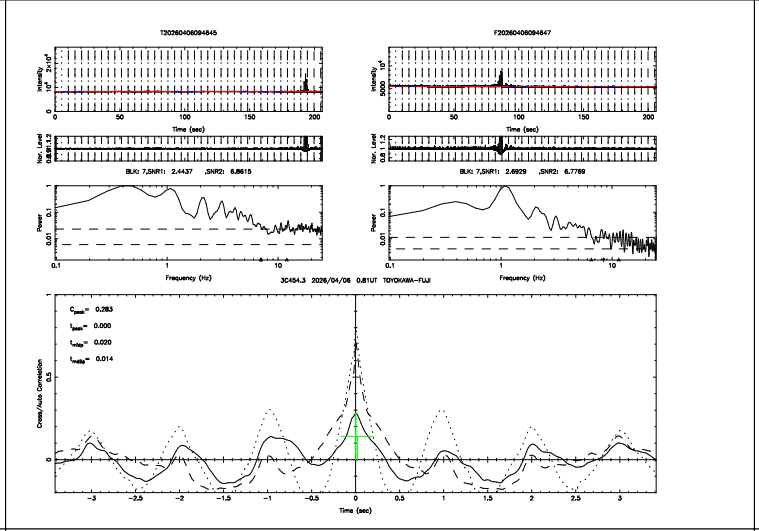
T20260406094645
F20260406094647
BLK: 7,SNR1: 2.4437 ,SNR2: 6.8615
BLK: 7,SNR1: 2.6929 ,SNR2: 6.7789
3C454.3 2026/04/06 0.81UT TOYOKAWA-FUJI
C_peak= 0.283
t_peak= 0.000
t_rise= 0.020
t_fall= 0.014
Cross/Auto Correlation
Time (sec)

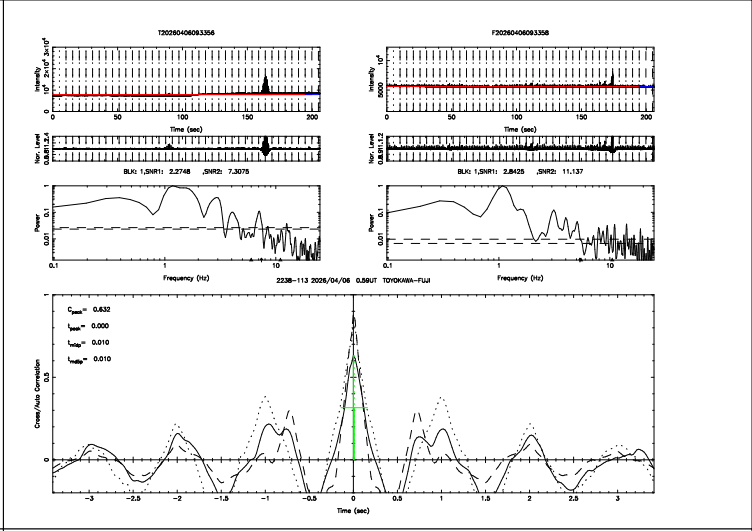
T20260406093356
F20260406093358
BLK: 1,SNR1: 2.2748 ,SNR2: 7.3075
BLK: 1,SNR1: 2.8425 ,SNR2: 11.137
2238-113 2026/04/06 0.89UT TOYOKAWA-FUJI
C_peak= 0.632
t_peak= 0.000
t_rise= 0.010
t_fall= 0.010
Cross/Auto Correlation
Time (sec)

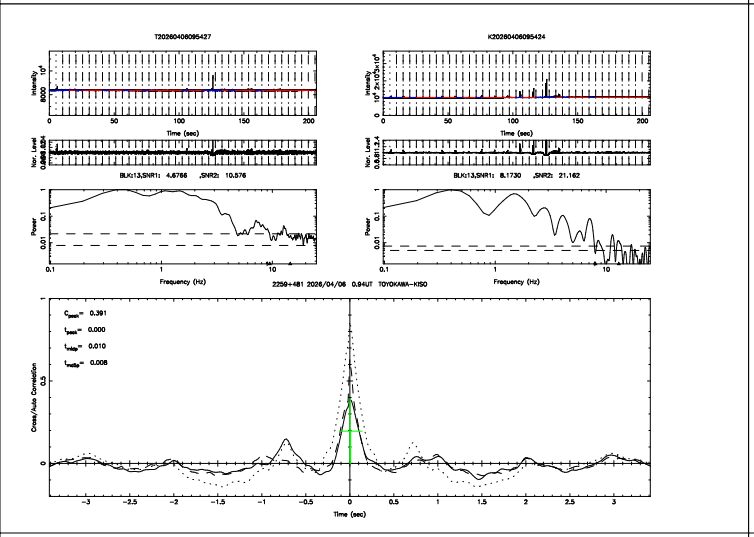
T20260406095427
K20260406095424
BLK13,SNR1: 4.6766 ,SNR2: 10.576
BLK13,SNR1: 8.1730 ,SNR2: 21.162
2259+481 2026/04/06 0.94UT TOYOKAWA-KISO
C_peak= 0.391
t_peak= 0.000
t_rise= 0.010
t_fall= 0.008
Cross/Auto Correlation
Time (sec)

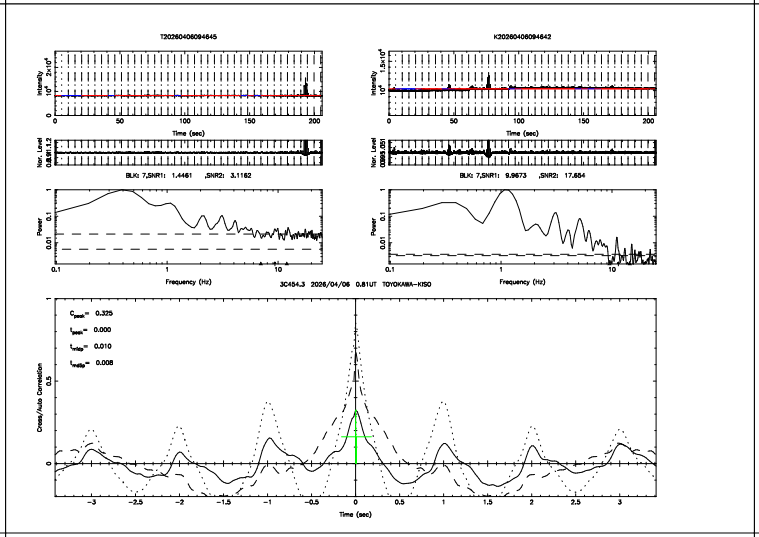
T20260406094645
K20260406094642
BLK: 7,SNR1: 1.4461 ,SNR2: 3.1162
BLK: 7,SNR1: 9.9673 ,SNR2: 17.654
3C454.3 2026/04/06 0.81UT TOYOKAWA-KISO
C_peak= 0.325
t_peak= 0.000
t_rise= 0.010
t_fall= 0.008
Cross/Auto Correlation
Time (sec)

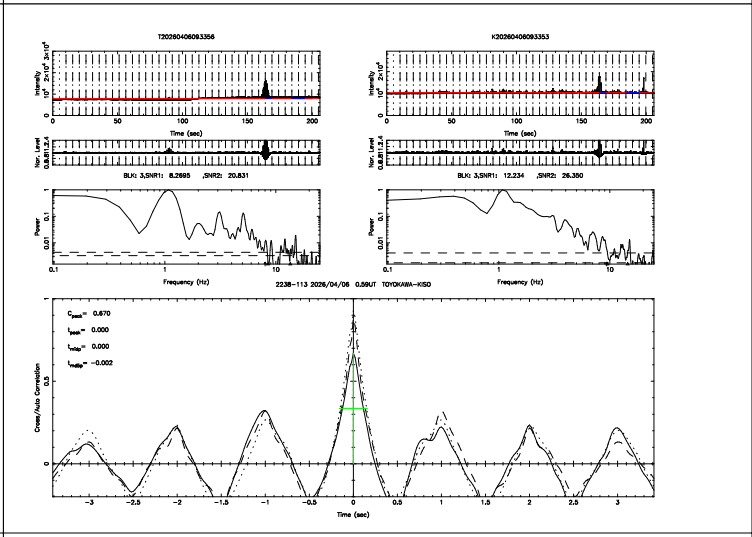
T20260406093356
K20260406093353
BLK: 3,SNR1: 8.2695 ,SNR2: 20.831
BLK: 3,SNR1: 12.234 ,SNR2: 26.350
2238-113 2026/04/06 0.89UT TOYOKAWA-KISO
C_peak= 0.670
t_peak= 0.000
t_rise= 0.000
t_fall= -0.002
Cross/Auto Correlation
Time (sec)

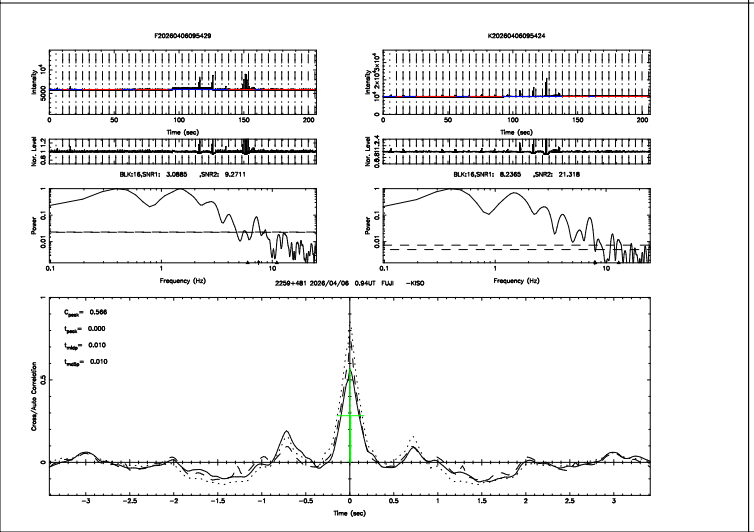
F20260406095429
K20260406095424
BLK16,SNR1: 3.0885 ,SNR2: 9.2711
BLK16,SNR1: 8.2365 ,SNR2: 21.318
2259+481 2026/04/06 0.94UT FUJI -KISO
C_peak= 0.566
t_peak= 0.000
t_rise= 0.010
t_fall= 0.010
Cross/Auto Correlation
Time (sec)

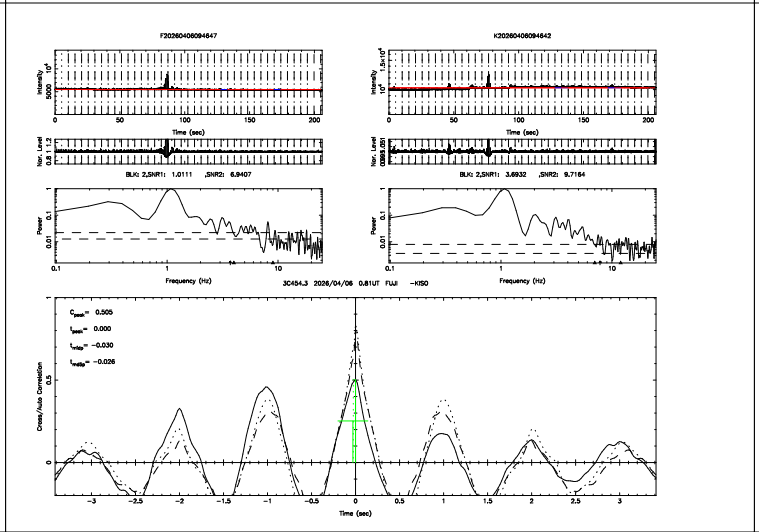
F20260406094647
K20260406094642
BLK: 2,SNR1: 1.0111 ,SNR2: 6.9407
BLK: 2,SNR1: 3.6932 ,SNR2: 9.7164
3C454.3 2026/04/06 0.81UT FUJI -KISO
C_peak= 0.505
t_peak= 0.000
t_rise= -0.030
t_fall= -0.026
Cross/Auto Correlation
Time (sec)

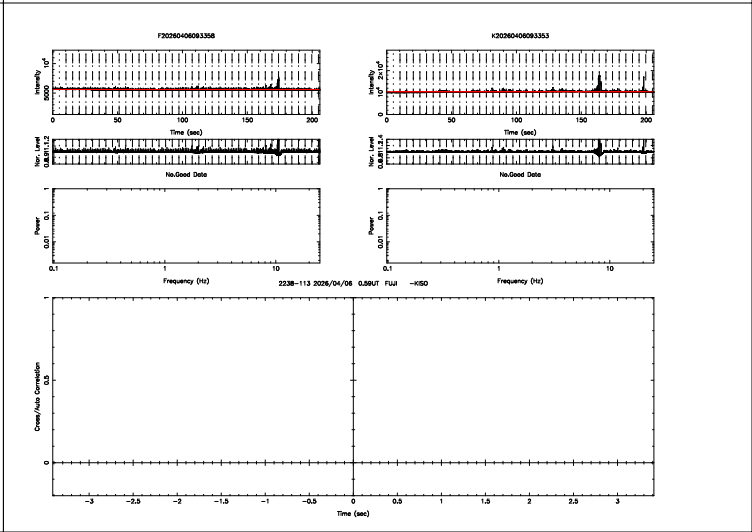
F20260406093358
K20260406093353
No.Good Data
2238-113 2026/04/06 0.89UT FUJI -KISO
Cross/Auto Correlation
Time (sec)

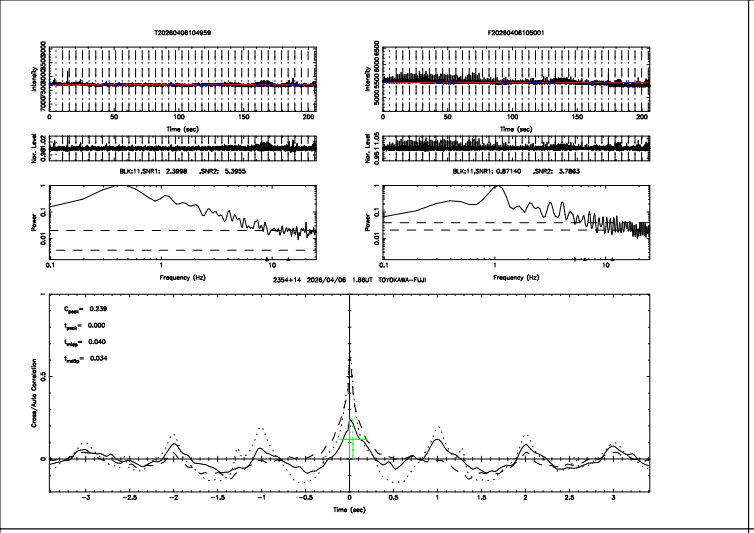
T20260406104959
F20260406105001
BLK:11,SNR1: 2.3998 ,SNR2: 5.3955
BLK:11,SNR1: 0.87140 ,SNR2: 3.7863
2354+14 2026/04/06 1.86UT TOYOKAWA-FUJI
C_{peak}= 0.339
t_{peak}= 0.000
t_{edge}= 0.040
t_{width}= 0.034
Cross/Auto Correlation
Time (sec)

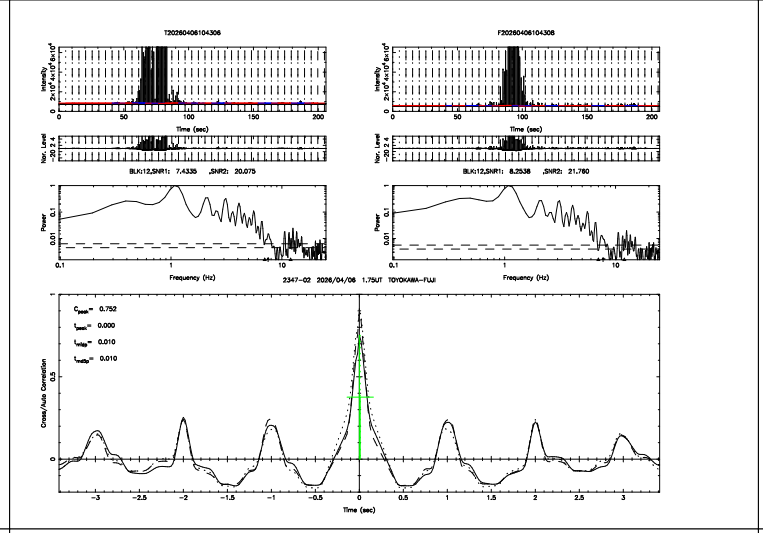
T20260406104306
F20260406104308
BLK:12,SNR1: 7.4335 ,SNR2: 20.075
BLK:12,SNR1: 8.2538 ,SNR2: 21.760
2347-02 2026/04/06 1.75UT TOYOKAWA-FUJI
C_{peak}= 0.752
t_{peak}= 0.000
t_{edge}= 0.010
t_{width}= 0.010
Cross/Auto Correlation
Time (sec)

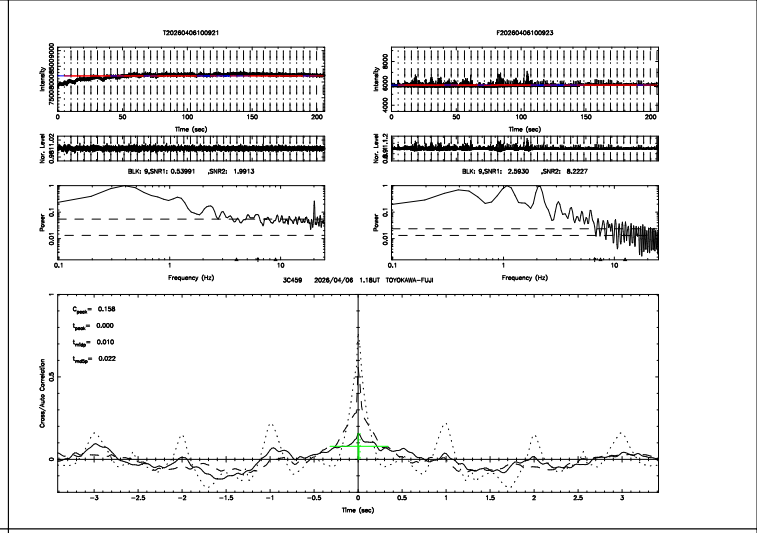
T20260406100921
F20260406100923
BLK: 9,SNR1: 0.53991 ,SNR2: 1.9913
BLK: 9,SNR1: 2.5630 ,SNR2: 8.2227
3C459 2026/04/06 1.18UT TOYOKAWA-FUJI
C_{peak}= 0.158
t_{peak}= 0.000
t_{edge}= 0.010
t_{width}= 0.022
Cross/Auto Correlation
Time (sec)

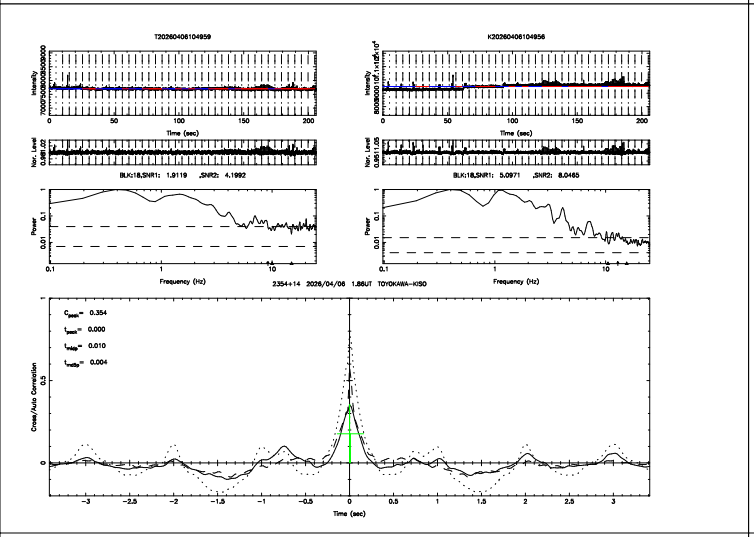
T20260406104959
K20260406104956
BLK:18,SNR1: 1.9119 ,SNR2: 4.1992
BLK:18,SNR1: 5.0971 ,SNR2: 8.0455
2354+14 2026/04/06 1.86UT TOYOKAWA-KISO
C_{peak}= 0.354
t_{peak}= 0.000
t_{edge}= 0.010
t_{width}= 0.004
Cross/Auto Correlation
Time (sec)

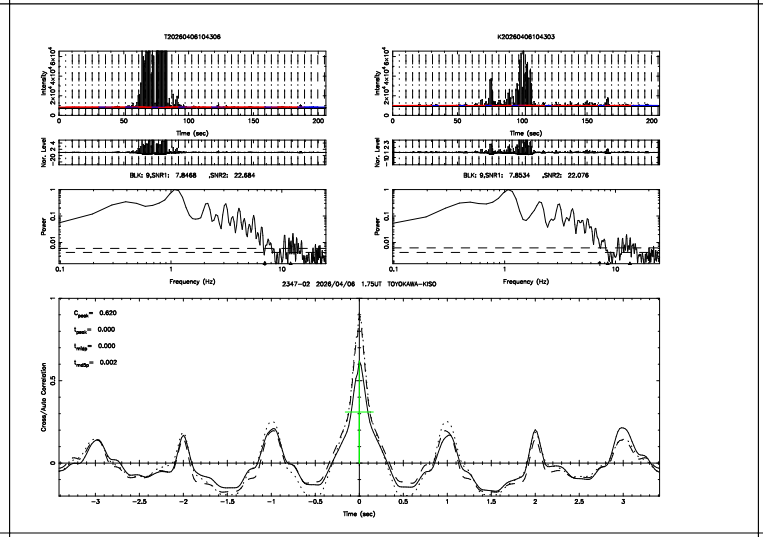
T20260406104306
K20260406104303
BLK: 9,SNR1: 7.8468 ,SNR2: 22.684
BLK: 9,SNR1: 7.8534 ,SNR2: 22.076
2347-02 2026/04/06 1.75UT TOYOKAWA-KISO
C_{peak}= 0.620
t_{peak}= 0.000
t_{edge}= 0.000
t_{width}= 0.002
Cross/Auto Correlation
Time (sec)

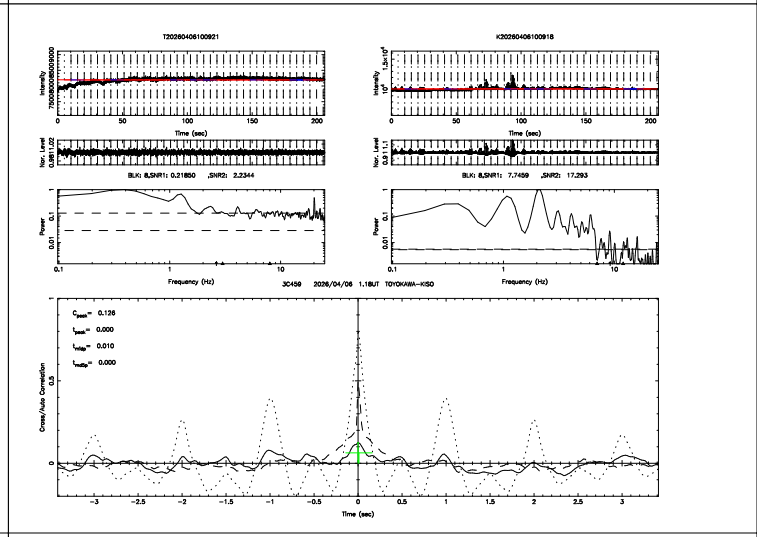
T20260406100921
K20260406100918
BLK: 8,SNR1: 0.21850 ,SNR2: 2.2344
BLK: 8,SNR1: 7.7459 ,SNR2: 17.293
3C459 2026/04/06 1.18UT TOYOKAWA-KISO
C_{peak}= 0.126
t_{peak}= 0.000
t_{edge}= 0.010
t_{width}= 0.000
Cross/Auto Correlation
Time (sec)

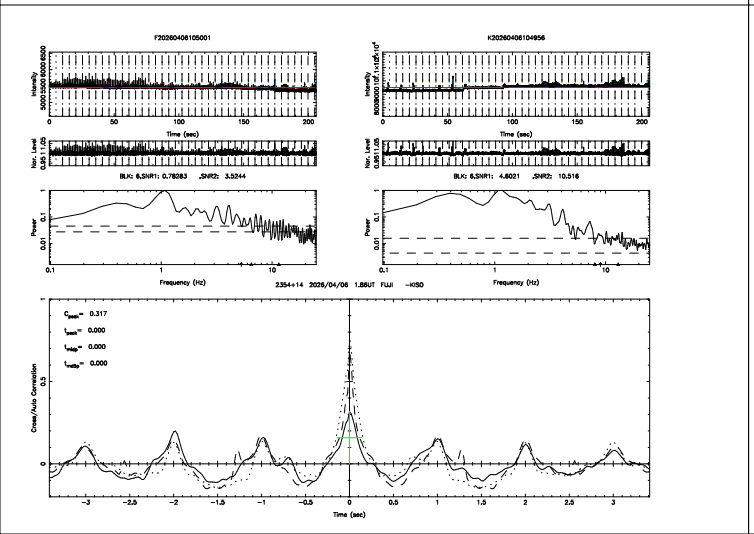
F20260406105001
K20260406104956
BLK: 6,SNR1: 0.78283 ,SNR2: 3.5244
BLK: 6,SNR1: 4.6021 ,SNR2: 10.516
2354+14 2026/04/06 1.86UT FUJI -KISO
C_{peak}= 0.317
t_{peak}= 0.000
t_{edge}= 0.000
t_{width}= 0.000
Cross/Auto Correlation
Time (sec)

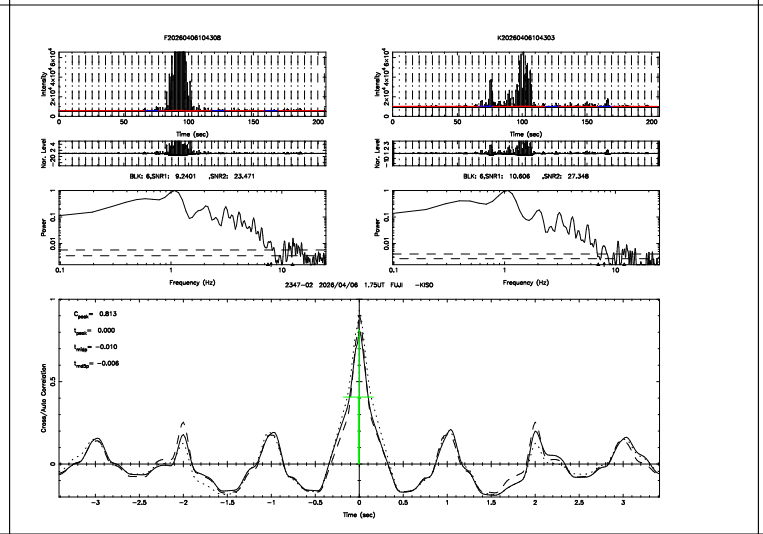
F20260406104308
K20260406104303
BLK: 6,SNR1: 9.2401 ,SNR2: 23.471
BLK: 6,SNR1: 10.808 ,SNR2: 27.348
2347-02 2026/04/06 1.75UT FUJI -KISO
C_{peak}= 0.813
t_{peak}= 0.000
t_{edge}= -0.010
t_{width}= -0.006
Cross/Auto Correlation
Time (sec)

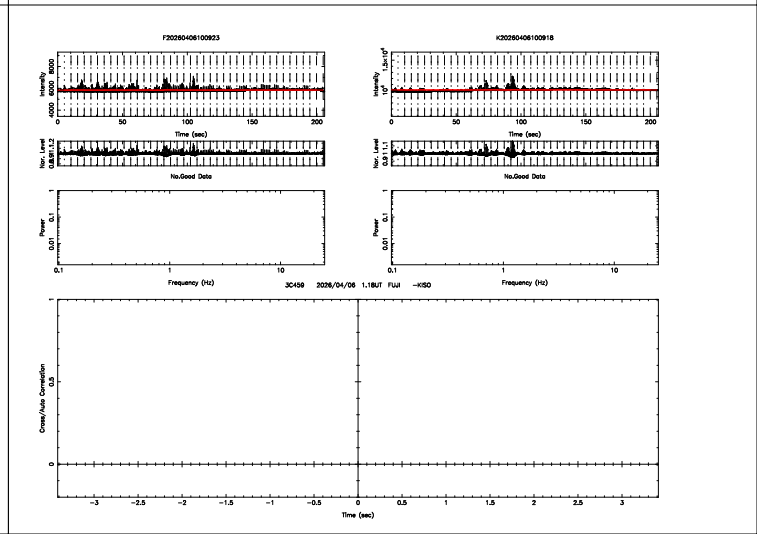
F20260406100923
K20260406100918
No.Good Data
No.Good Data
3C459 2026/04/06 1.18UT FUJI -KISO
Cross/Auto Correlation
Time (sec)

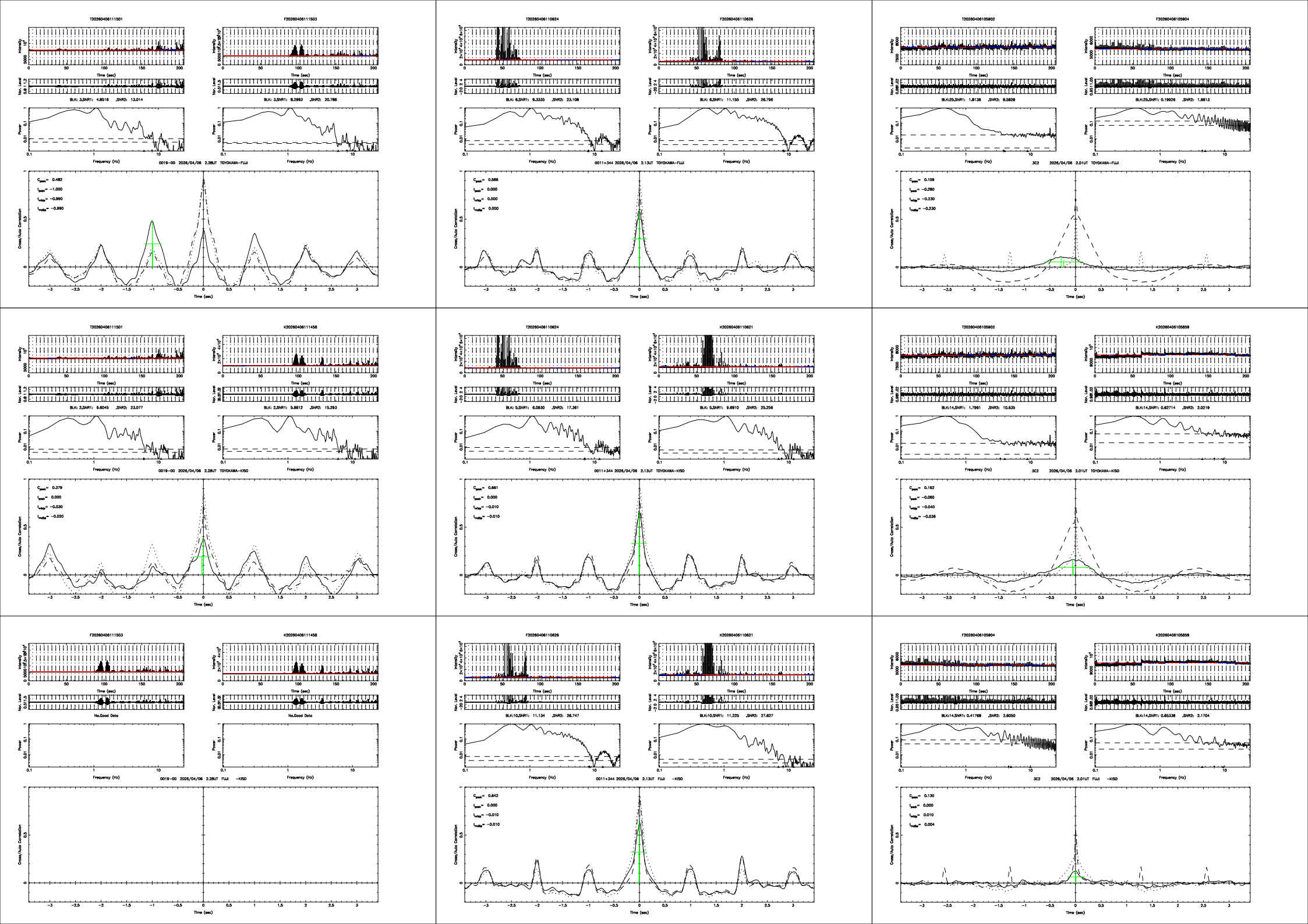
T20260406111501
F20260406111503
BLK: 3,SNR1: 4.8516 ,SNR2: 13.014
BLK: 3,SNR1: 8.2993 ,SNR2: 20.786
0019−00 2026/04/06 2.28UT TOYOKAWA−FUJI
T20260406110624
F20260406110626
BLK: 6,SNR1: 9.3335 ,SNR2: 23.108
BLK: 6,SNR1: 11.155 ,SNR2: 26.796
0011+344 2026/04/06 2.13UT TOYOKAWA−FUJI
T20260406105902
F20260406105904
BLK:25,SNR1: 1.8138 ,SNR2: 9.5828
BLK:25,SNR1: 0.19926 ,SNR2: 1.6813
3C2 2026/04/06 2.01UT TOYOKAWA−FUJI
T20260406111501
K20260406111458
BLK: 2,SNR1: 6.6045 ,SNR2: 23.077
BLK: 2,SNR1: 5.8812 ,SNR2: 15.293
0019−00 2026/04/06 2.28UT TOYOKAWA−KISO
T20260406110624
K20260406110621
BLK: 5,SNR1: 6.0930 ,SNR2: 17.361
BLK: 5,SNR1: 9.6910 ,SNR2: 25.256
0011+344 2026/04/06 2.13UT TOYOKAWA−KISO
T20260406105902
K20260406105859
BLK:14,SNR1: 1.7961 ,SNR2: 10.635
BLK:14,SNR1: 0.62714 ,SNR2: 2.0219
3C2 2026/04/06 2.01UT TOYOKAWA−KISO
F20260406111503
K20260406111458
No.Good Data
No.Good Data
0019−00 2026/04/06 2.28UT FUJI −KISO
F20260406110626
K20260406110621
BLK:10,SNR1: 11.134 ,SNR2: 26.747
BLK:10,SNR1: 11.225 ,SNR2: 27.627
0011+344 2026/04/06 2.13UT FUJI −KISO
F20260406105904
K20260406105859
BLK:14,SNR1: 0.41768 ,SNR2: 2.6050
BLK:14,SNR1: 0.65338 ,SNR2: 2.1704
3C2 2026/04/06 2.01UT FUJI −KISO
Intensity
Time (sec)
Nor. Level
Power
Frequency (Hz)
Cross/Auto Correlation

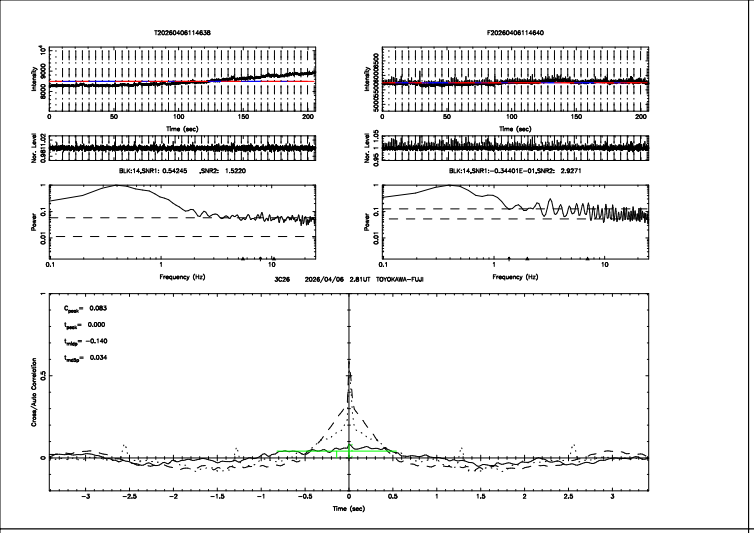
T20260406114638
F20260406114640
BLK:14,SNR1: 0.54245 ,SNR2: 1.5220
BLK:14,SNR1:-0.34401E-01,SNR2: 2.9271
3C26 2026/04/06 2.81UT TOYOKAWA-FUJI
C_peak= 0.083
t_peak= 0.000
t_edge= -0.140
t_edge= 0.034
Time (sec)
Frequency (Hz)
Cross/Auto Correlation

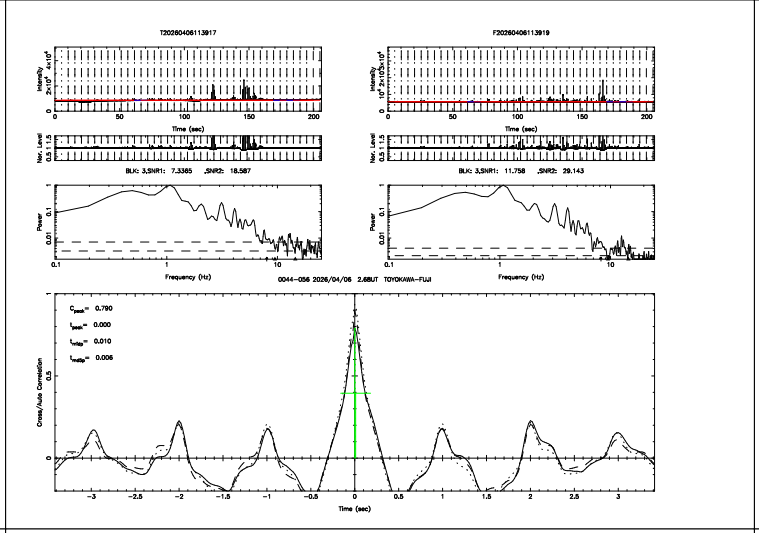
T20260406113917
F20260406113919
BLK: 3,SNR1: 7.3365 ,SNR2: 18.587
BLK: 3,SNR1: 11.758 ,SNR2: 29.143
0044-056 2026/04/06 2.68UT TOYOKAWA-FUJI
C_peak= 0.790
t_peak= 0.000
t_edge= 0.010
t_edge= 0.006
Time (sec)
Frequency (Hz)
Cross/Auto Correlation

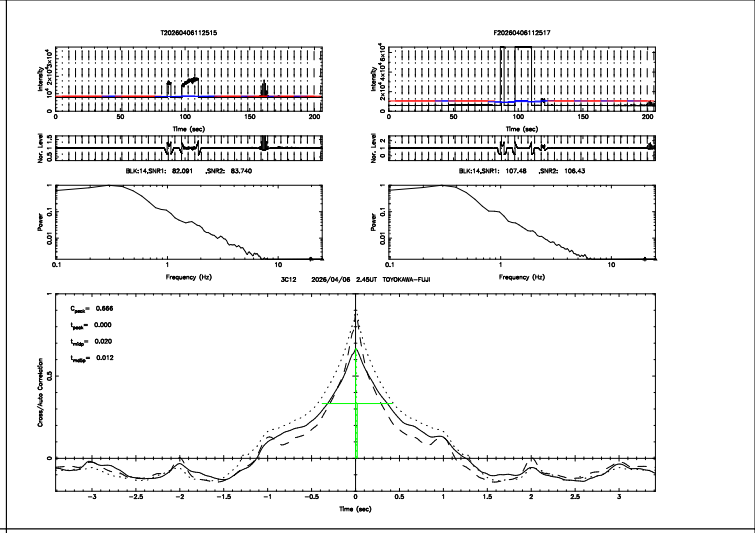
T20260406112515
F20260406112517
BLK:14,SNR1: 82.091 ,SNR2: 83.740
BLK:14,SNR1: 107.48 ,SNR2: 106.43
3C12 2026/04/06 2.45UT TOYOKAWA-FUJI
C_peak= 0.666
t_peak= 0.000
t_edge= 0.020
t_edge= 0.012
Time (sec)
Frequency (Hz)
Cross/Auto Correlation

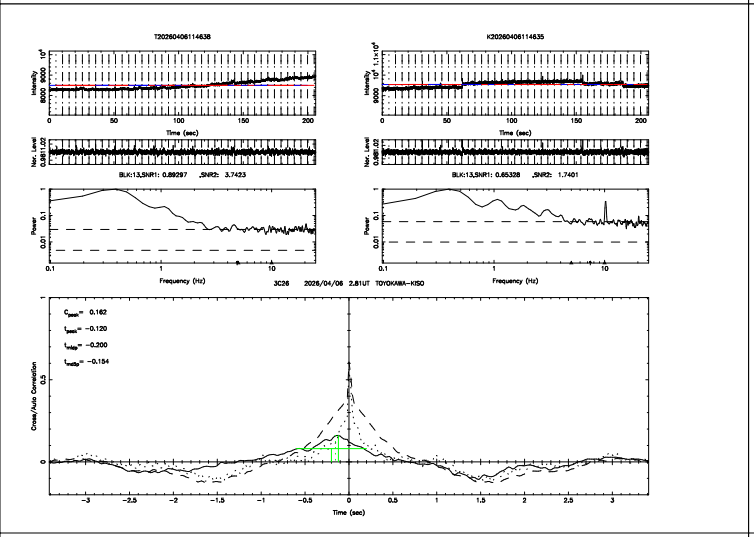
T20260406114638
K20260406114635
BLK:13,SNR1: 0.89297 ,SNR2: 3.7423
BLK:13,SNR1: 0.65338 ,SNR2: 1.7401
3C26 2026/04/06 2.81UT TOYOKAWA-KISO
C_peak= 0.162
t_peak= -0.120
t_edge= -0.200
t_edge= -0.154
Time (sec)
Frequency (Hz)
Cross/Auto Correlation

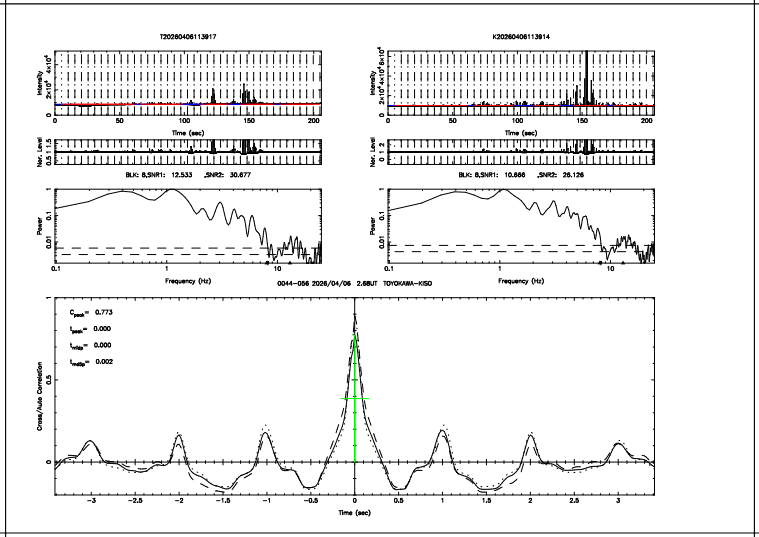
T20260406113917
K20260406113914
BLK: 8,SNR1: 12.533 ,SNR2: 30.677
BLK: 8,SNR1: 10.666 ,SNR2: 26.126
0044-056 2026/04/06 2.68UT TOYOKAWA-KISO
C_peak= 0.773
t_peak= 0.000
t_edge= 0.000
t_edge= 0.002
Time (sec)
Frequency (Hz)
Cross/Auto Correlation

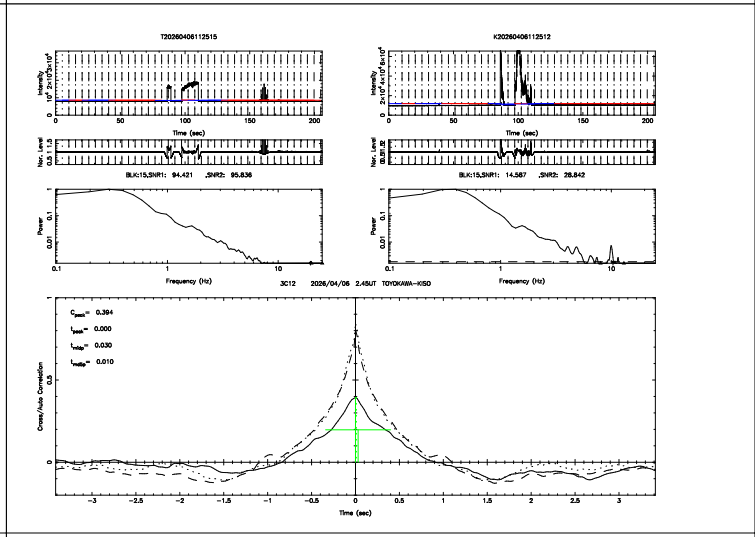
T20260406112515
K20260406112512
BLK:15,SNR1: 94.421 ,SNR2: 95.836
BLK:15,SNR1: 14.587 ,SNR2: 28.842
3C12 2026/04/06 2.45UT TOYOKAWA-KISO
C_peak= 0.394
t_peak= 0.000
t_edge= 0.030
t_edge= 0.010
Time (sec)
Frequency (Hz)
Cross/Auto Correlation

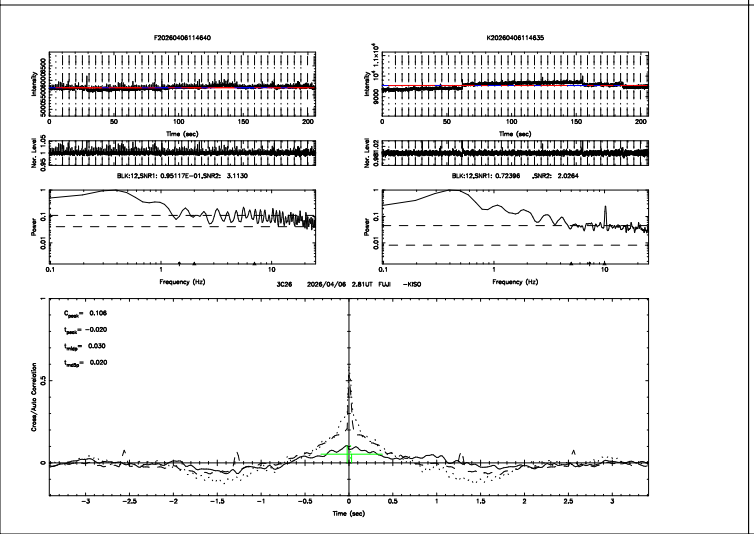
F20260406114640
K20260406114635
BLK:12,SNR1: 0.95117E-01,SNR2: 3.1130
BLK:12,SNR1: 0.72396 ,SNR2: 2.0264
3C26 2026/04/06 2.81UT FUJI -KISO
C_peak= 0.106
t_peak= -0.020
t_edge= 0.030
t_edge= 0.020
Time (sec)
Frequency (Hz)
Cross/Auto Correlation

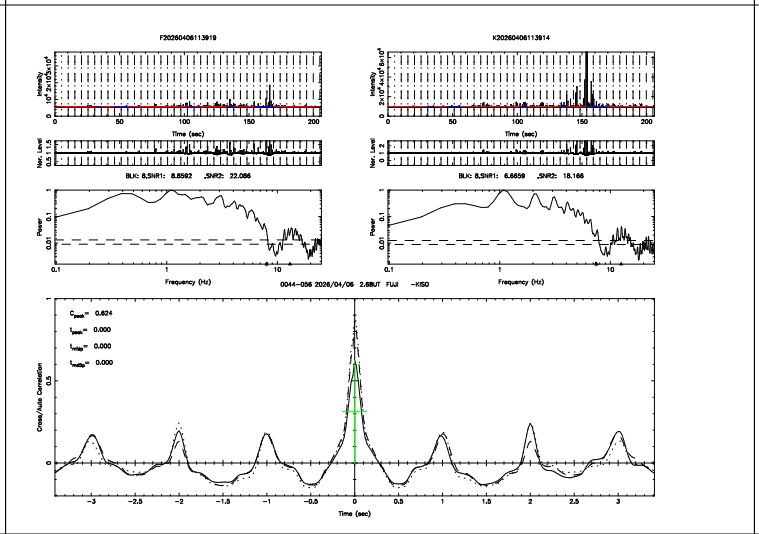
F20260406113919
K20260406113914
BLK: 8,SNR1: 8.8592 ,SNR2: 22.086
BLK: 8,SNR1: 6.6659 ,SNR2: 18.166
0044-056 2026/04/06 2.68UT FUJI -KISO
C_peak= 0.624
t_peak= 0.000
t_edge= 0.000
t_edge= 0.000
Time (sec)
Frequency (Hz)
Cross/Auto Correlation

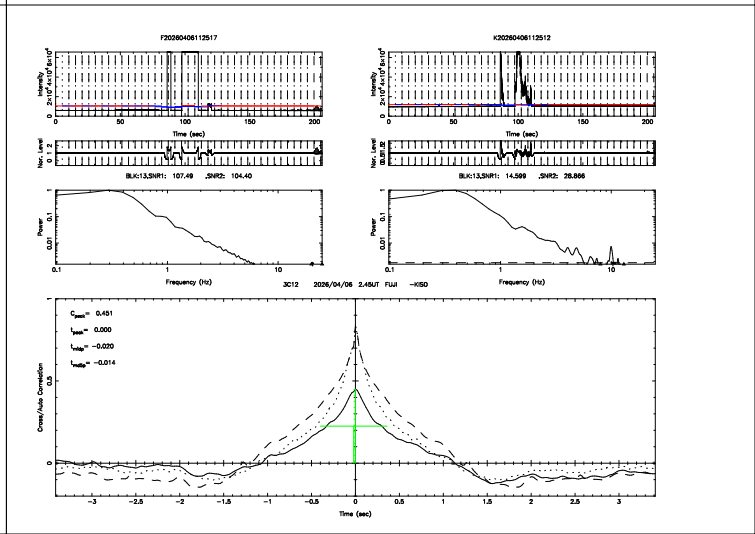
F20260406112517
K20260406112512
BLK:13,SNR1: 107.49 ,SNR2: 104.40
BLK:13,SNR1: 14.599 ,SNR2: 28.866
3C12 2026/04/06 2.45UT FUJI -KISO
C_peak= 0.451
t_peak= 0.000
t_edge= -0.020
t_edge= -0.014
Time (sec)
Frequency (Hz)
Cross/Auto Correlation

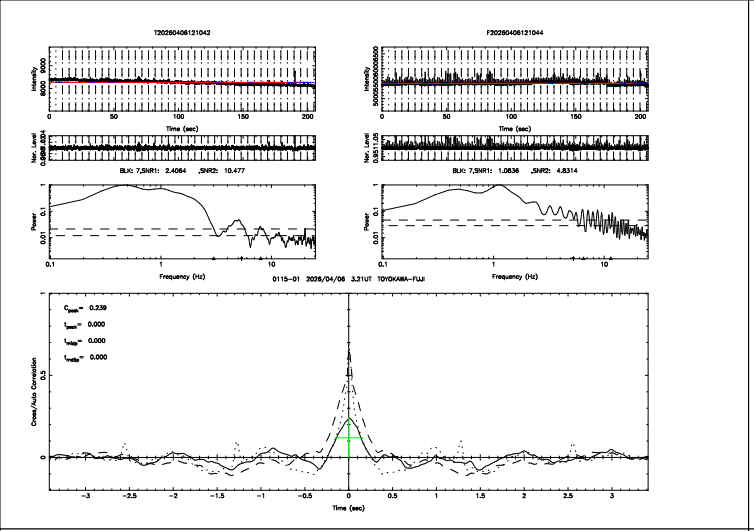
T20260406121042
F20260406121044
BLK: 7,SNR1: 2.4084 ,SNR2: 10.477
BLK: 7,SNR1: 1.0836 ,SNR2: 4.8314
0115-01 2026/04/06 3.21UT TOYOKAWA-FUJI
C_peak= 0.339
t_peak= 0.000
t_edge= 0.000
t_edge= 0.000
Time (sec)
Cross/Auto Correlation

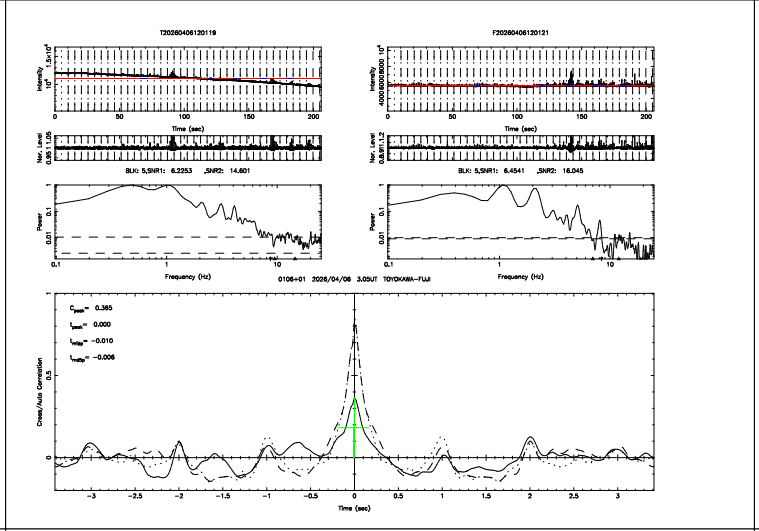
T20260406120119
F20260406120121
BLK: 5,SNR1: 6.2253 ,SNR2: 14.601
BLK: 5,SNR1: 6.4541 ,SNR2: 16.045
0106+01 2026/04/06 3.05UT TOYOKAWA-FUJI
C_peak= 0.385
t_peak= 0.000
t_edge= -0.010
t_edge= -0.006
Time (sec)
Cross/Auto Correlation

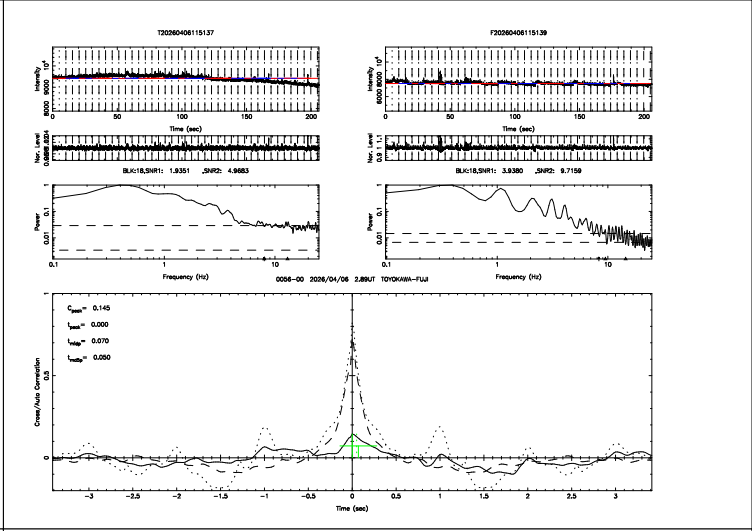
T20260406115137
F20260406115139
BLK:18,SNR1: 1.9351 ,SNR2: 4.9683
BLK:18,SNR1: 3.9380 ,SNR2: 9.7159
0056-00 2026/04/06 2.89UT TOYOKAWA-FUJI
C_peak= 0.145
t_peak= 0.000
t_edge= 0.070
t_edge= 0.050
Time (sec)
Cross/Auto Correlation

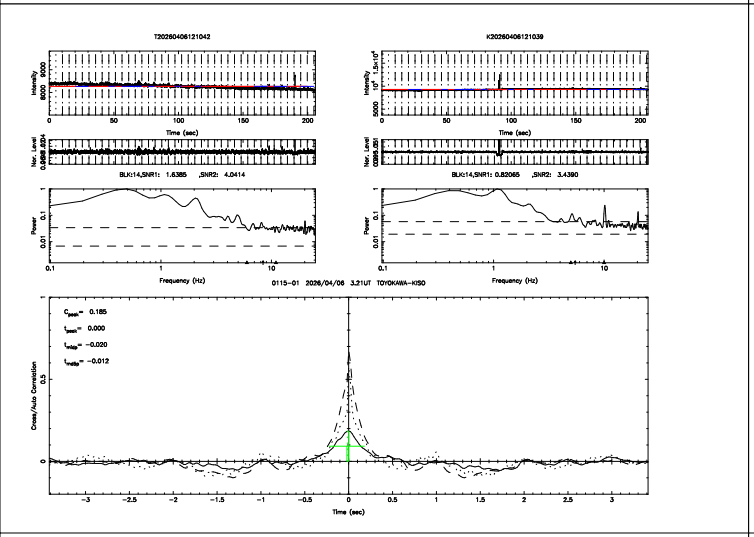
T20260406121042
K20260406121039
BLK:14,SNR1: 1.6385 ,SNR2: 4.0414
BLK:14,SNR1: 0.82065 ,SNR2: 3.4390
0115-01 2026/04/06 3.21UT TOYOKAWA-KISO
C_peak= 0.185
t_peak= 0.000
t_edge= -0.020
t_edge= -0.012
Time (sec)
Cross/Auto Correlation

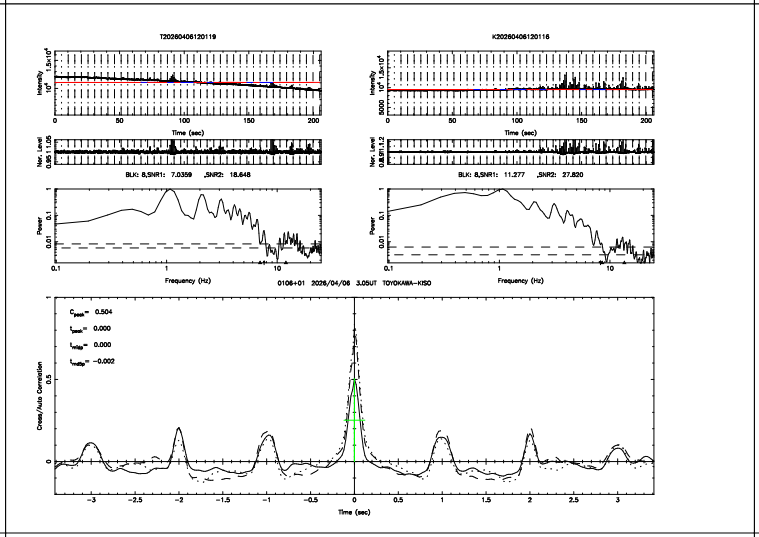
T20260406120119
K20260406120116
BLK: 8,SNR1: 7.0359 ,SNR2: 18.648
BLK: 8,SNR1: 11.277 ,SNR2: 27.820
0106+01 2026/04/06 3.05UT TOYOKAWA-KISO
C_peak= 0.504
t_peak= 0.000
t_edge= 0.000
t_edge= -0.002
Time (sec)
Cross/Auto Correlation

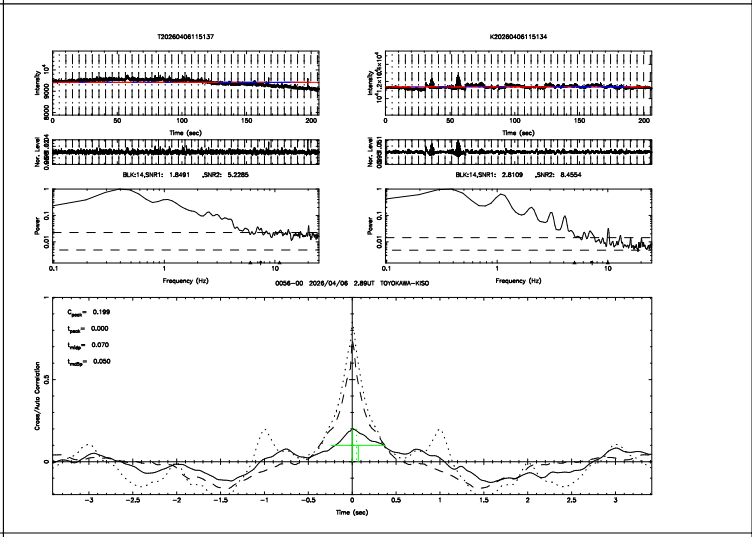
T20260406115137
K20260406115134
BLK:14,SNR1: 1.8491 ,SNR2: 5.2285
BLK:14,SNR1: 2.8109 ,SNR2: 8.4554
0056-00 2026/04/06 2.89UT TOYOKAWA-KISO
C_peak= 0.199
t_peak= 0.000
t_edge= 0.070
t_edge= 0.050
Time (sec)
Cross/Auto Correlation

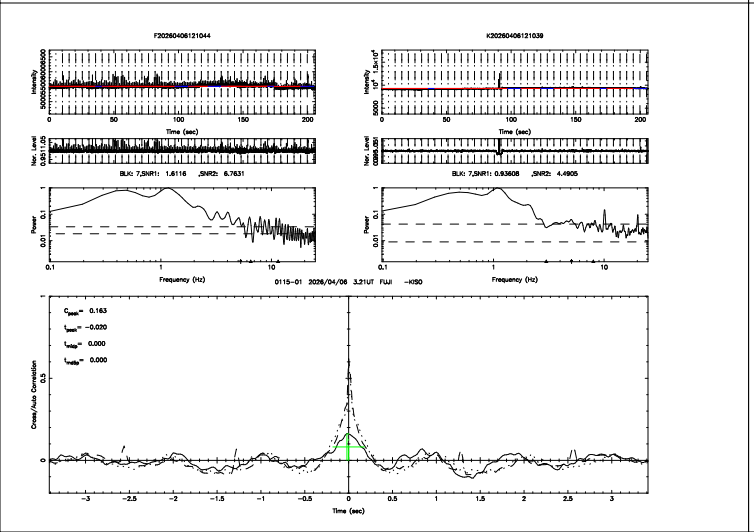
F20260406121044
K20260406121039
BLK: 7,SNR1: 1.6116 ,SNR2: 6.7631
BLK: 7,SNR1: 0.93608 ,SNR2: 4.4905
0115-01 2026/04/06 3.21UT FUJI -KISO
C_peak= 0.163
t_peak= -0.020
t_edge= 0.000
t_edge= 0.000
Time (sec)
Cross/Auto Correlation

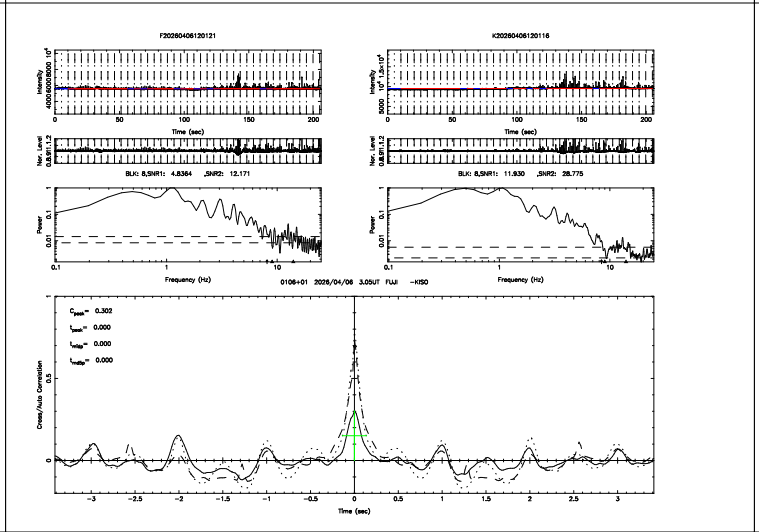
F20260406120121
K20260406120116
BLK: 8,SNR1: 4.8364 ,SNR2: 12.171
BLK: 8,SNR1: 11.930 ,SNR2: 28.775
0106+01 2026/04/06 3.05UT FUJI -KISO
C_peak= 0.302
t_peak= 0.000
t_edge= 0.000
t_edge= 0.000
Time (sec)
Cross/Auto Correlation

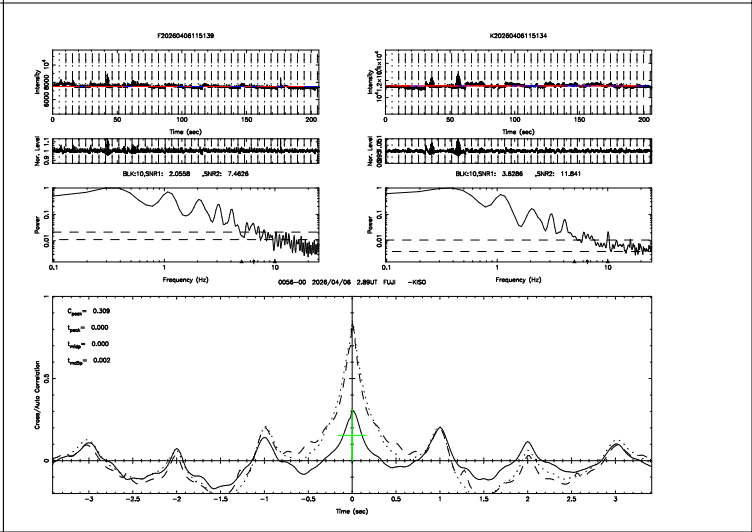
F20260406115139
K20260406115134
BLK:10,SNR1: 2.0558 ,SNR2: 7.4626
BLK:10,SNR1: 3.6286 ,SNR2: 11.841
0056-00 2026/04/06 2.89UT FUJI -KISO
C_peak= 0.309
t_peak= 0.000
t_edge= 0.000
t_edge= 0.002
Time (sec)
Cross/Auto Correlation

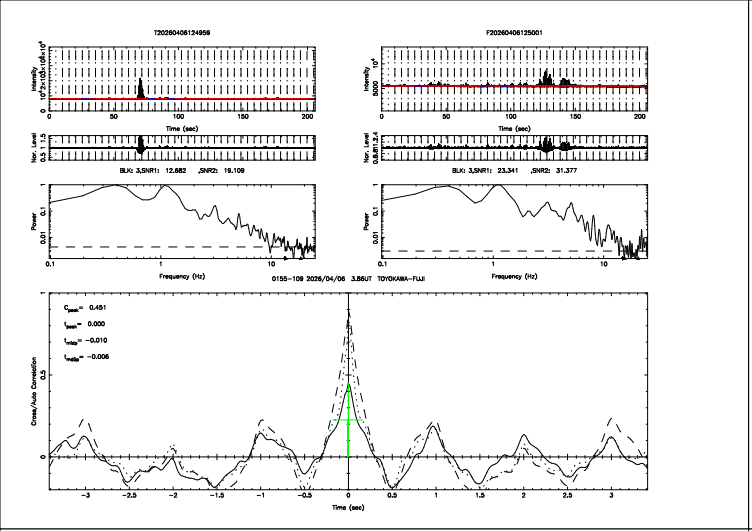
T20260406124959
F20260406125001
BLK: 3,SNR1: 12.682 ,SNR2: 19.109
BLK: 3,SNR1: 23.341 ,SNR2: 31.377
0155−109 2026/04/06 3.86UT TOYOKAWA−FUJI
C_{peak}= 0.451
t_{peak}= 0.000
t_{rise}= −0.010
t_{fall}= −0.006
Cross/Auto Correlation
Time (sec)

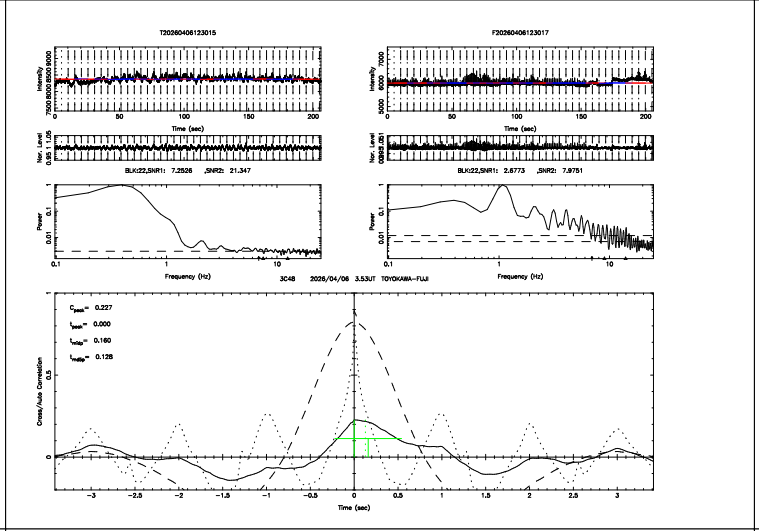
T20260406123015
F20260406123017
BLK:22,SNR1: 7.2526 ,SNR2: 21.347
BLK:22,SNR1: 2.6773 ,SNR2: 7.9751
3C48 2026/04/06 3.53UT TOYOKAWA−FUJI
C_{peak}= 0.227
t_{peak}= 0.000
t_{rise}= 0.160
t_{fall}= 0.126
Cross/Auto Correlation
Time (sec)

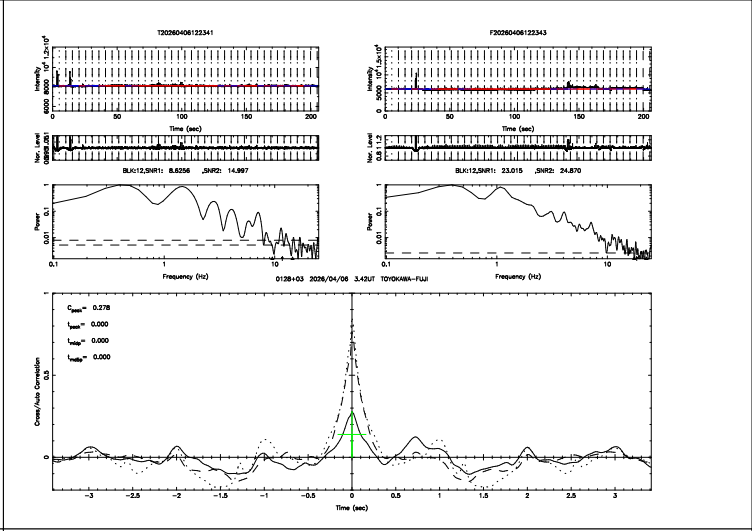
T20260406122341
F20260406122343
BLK:12,SNR1: 8.6256 ,SNR2: 14.997
BLK:12,SNR1: 23.015 ,SNR2: 24.870
0128+03 2026/04/06 3.42UT TOYOKAWA−FUJI
C_{peak}= 0.278
t_{peak}= 0.000
t_{rise}= 0.000
t_{fall}= 0.000
Cross/Auto Correlation
Time (sec)

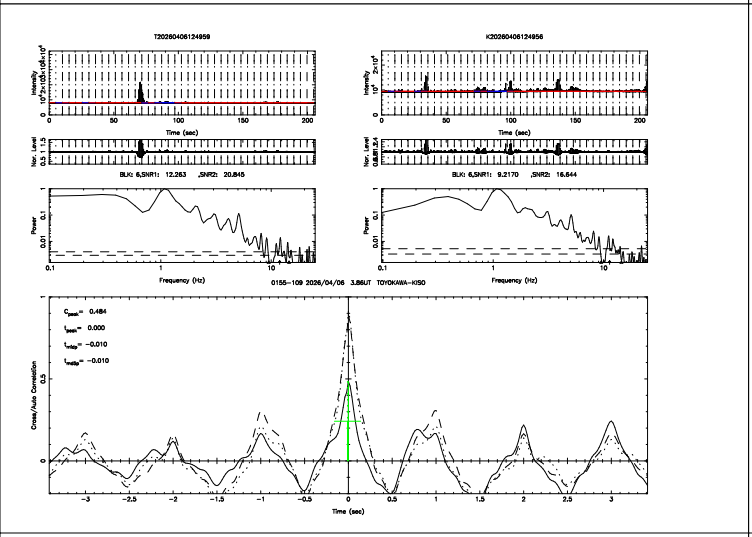
T20260406124959
K20260406124956
BLK: 3,SNR1: 12.263 ,SNR2: 20.845
BLK: 6,SNR1: 9.2170 ,SNR2: 16.844
0155−109 2026/04/06 3.86UT TOYOKAWA−KISO
C_{peak}= 0.484
t_{peak}= 0.000
t_{rise}= −0.010
t_{fall}= −0.010
Cross/Auto Correlation
Time (sec)

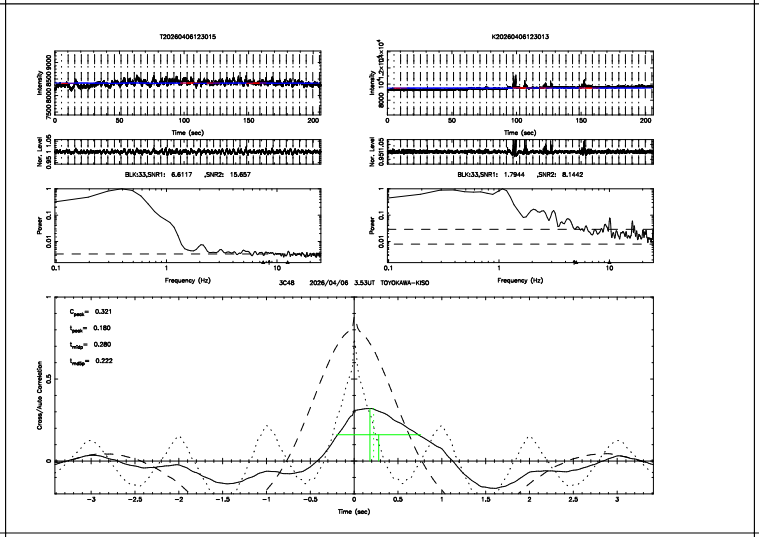
T20260406123015
K20260406123013
BLK:33,SNR1: 6.6117 ,SNR2: 15.657
BLK:33,SNR1: 1.7944 ,SNR2: 8.1442
3C48 2026/04/06 3.53UT TOYOKAWA−KISO
C_{peak}= 0.321
t_{peak}= 0.180
t_{rise}= 0.280
t_{fall}= 0.222
Cross/Auto Correlation
Time (sec)

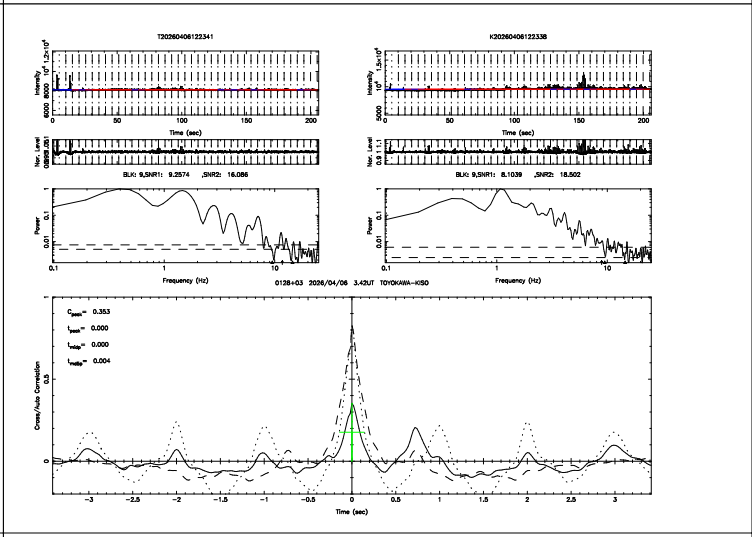
T20260406122341
K20260406122338
BLK: 9,SNR1: 9.2574 ,SNR2: 16.086
BLK: 9,SNR1: 8.1039 ,SNR2: 18.502
0128+03 2026/04/06 3.42UT TOYOKAWA−KISO
C_{peak}= 0.353
t_{peak}= 0.000
t_{rise}= 0.000
t_{fall}= 0.004
Cross/Auto Correlation
Time (sec)

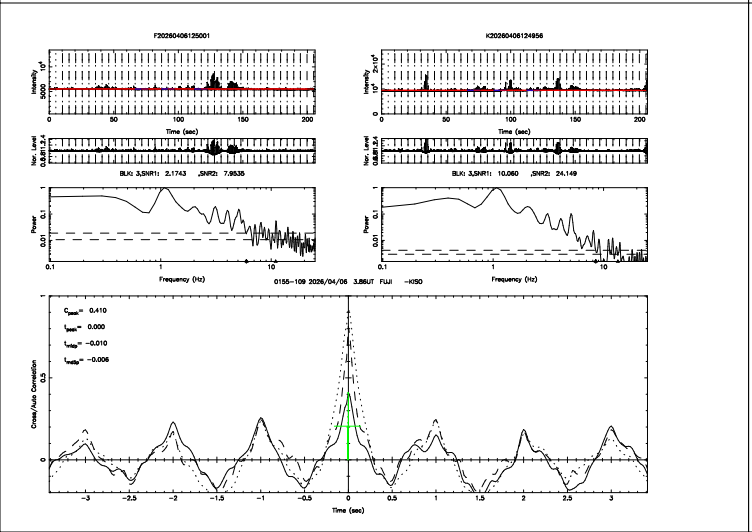
F20260406125001
K20260406124956
BLK: 3,SNR1: 2.1743 ,SNR2: 7.9535
BLK: 3,SNR1: 10.060 ,SNR2: 24.149
0155−109 2026/04/06 3.86UT FUJI −KISO
C_{peak}= 0.410
t_{peak}= 0.000
t_{rise}= −0.010
t_{fall}= −0.006
Cross/Auto Correlation
Time (sec)

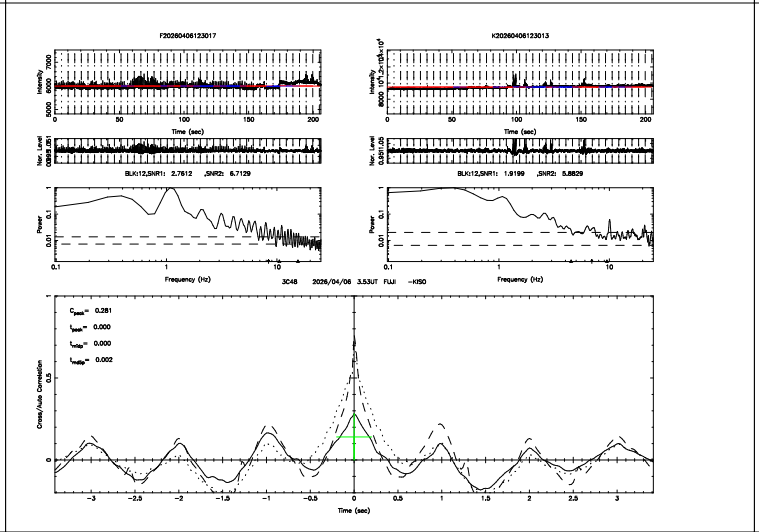
F20260406123017
K20260406123013
BLK:12,SNR1: 2.7612 ,SNR2: 6.7129
BLK:12,SNR1: 1.9199 ,SNR2: 5.8829
3C48 2026/04/06 3.53UT FUJI −KISO
C_{peak}= 0.281
t_{peak}= 0.000
t_{rise}= 0.000
t_{fall}= 0.002
Cross/Auto Correlation
Time (sec)

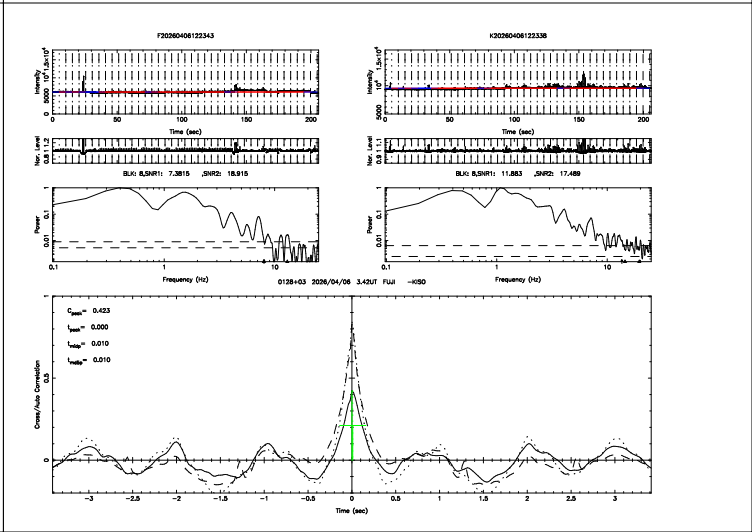
F20260406122343
K20260406122338
BLK: 8,SNR1: 7.3815 ,SNR2: 18.915
BLK: 8,SNR1: 11.883 ,SNR2: 17.489
0128+03 2026/04/06 3.42UT FUJI −KISO
C_{peak}= 0.423
t_{peak}= 0.000
t_{rise}= 0.010
t_{fall}= 0.010
Cross/Auto Correlation
Time (sec)

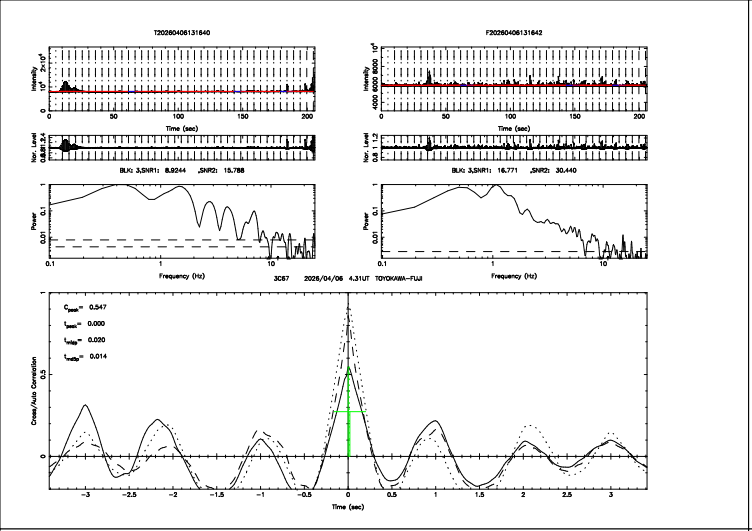
T20260406131640
F20260406131642
BLK: 3,SNR1: 8.9244 ,SNR2: 15.788
BLK: 3,SNR1: 16.771 ,SNR2: 30.440
3C67 2026/04/06 4.31UT TOYOKAWA-FUJI
C_peak= 0.547
t_peak= 0.000
t_edge= 0.020
t_notby= 0.014

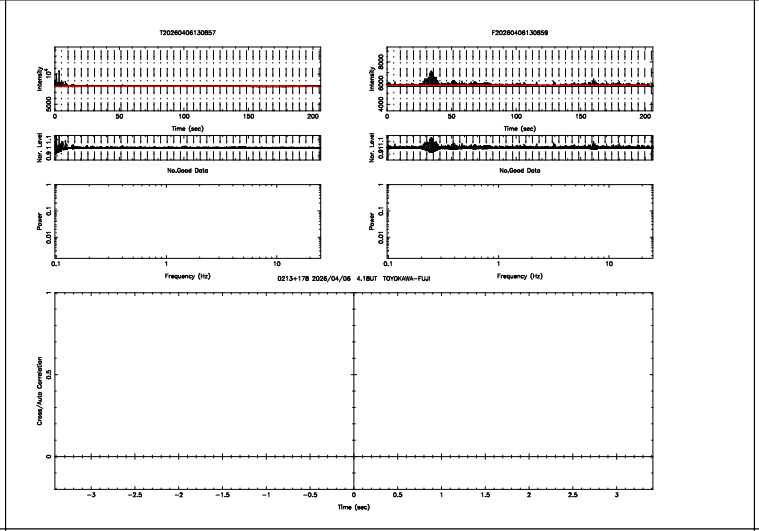
T20260406130857
F20260406130859
No.Good Data
No.Good Data
0213+178 2026/04/06 4.18UT TOYOKAWA-FUJI

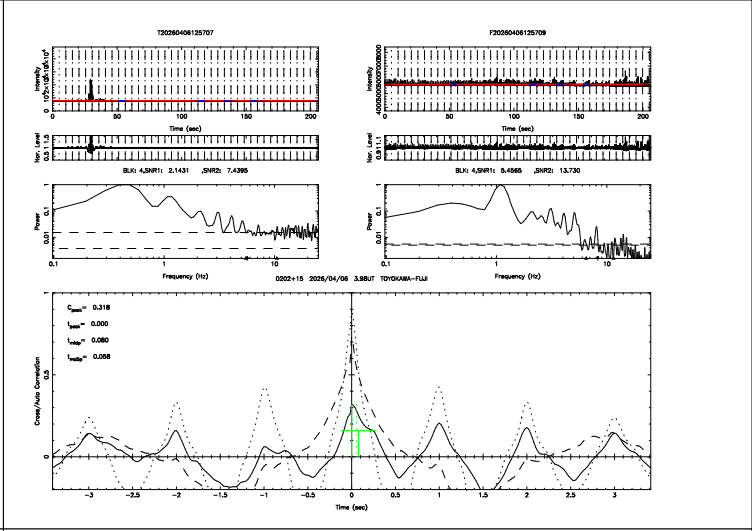
T20260406125707
F20260406125709
BLK: 4,SNR1: 2.1431 ,SNR2: 7.4395
BLK: 4,SNR1: 5.4565 ,SNR2: 13.730
0202+15 2026/04/06 3.98UT TOYOKAWA-FUJI
C_peak= 0.318
t_peak= 0.000
t_edge= 0.080
t_notby= 0.058

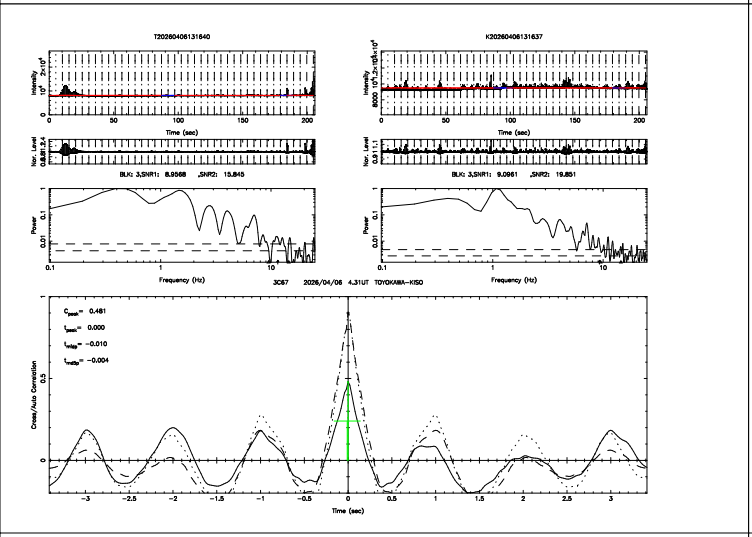
T20260406131640
K20260406131637
BLK: 3,SNR1: 8.9568 ,SNR2: 15.845
BLK: 3,SNR1: 9.0961 ,SNR2: 19.851
3C67 2026/04/06 4.31UT TOYOKAWA-KISO
C_peak= 0.481
t_peak= 0.000
t_edge= -0.010
t_notby= -0.004

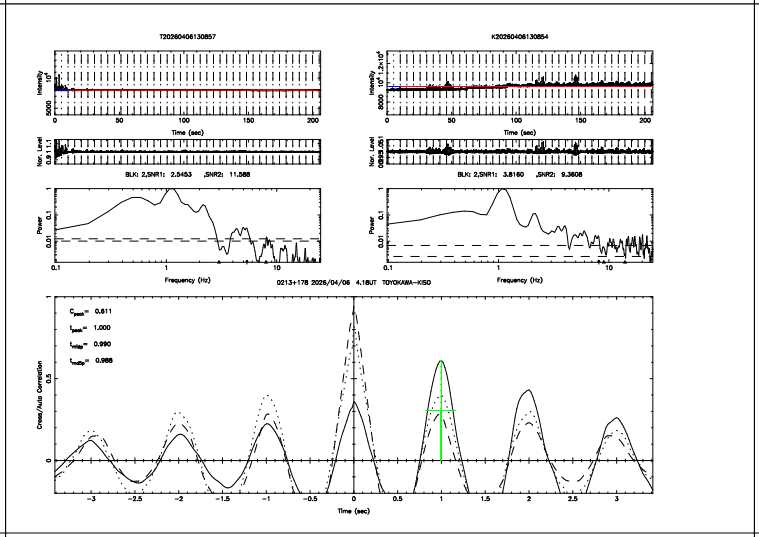
T20260406130857
K20260406130854
BLK: 2,SNR1: 2.0453 ,SNR2: 11.588
BLK: 2,SNR1: 3.8160 ,SNR2: 9.3608
0213+178 2026/04/06 4.18UT TOYOKAWA-KISO
C_peak= 0.611
t_peak= 1.000
t_edge= 0.990
t_notby= 0.988

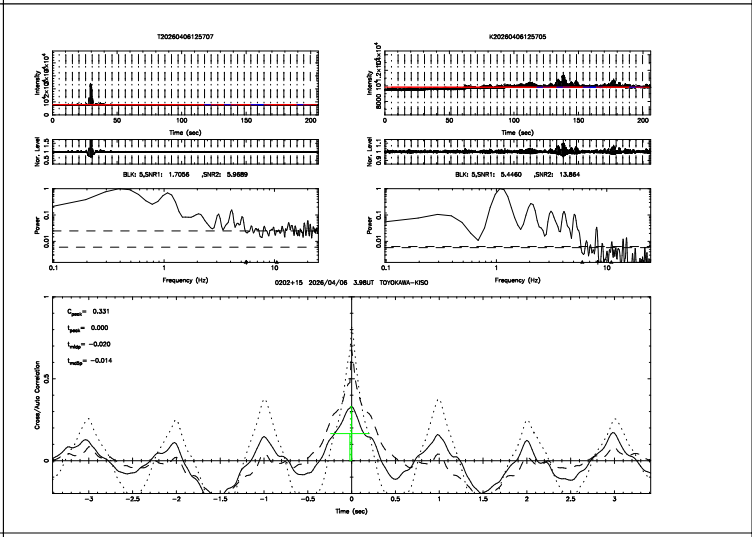
T20260406125707
K20260406125705
BLK: 5,SNR1: 1.7066 ,SNR2: 5.9889
BLK: 5,SNR1: 5.4460 ,SNR2: 13.864
0202+15 2026/04/06 3.98UT TOYOKAWA-KISO
C_peak= 0.331
t_peak= 0.000
t_edge= -0.020
t_notby= -0.014

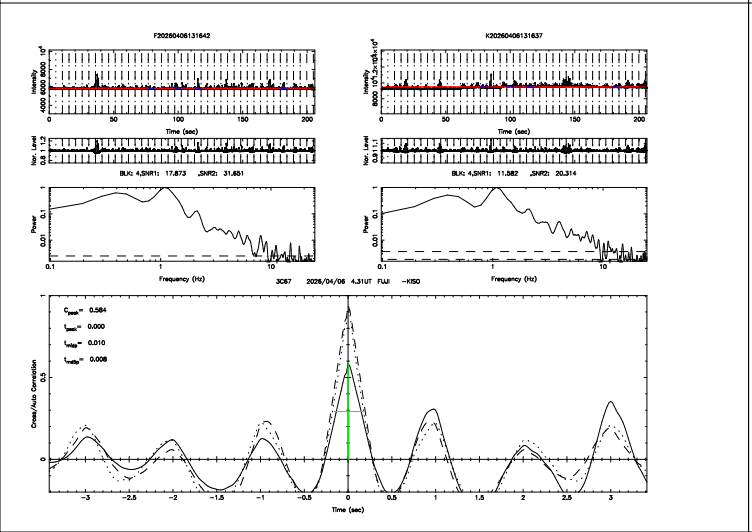
F20260406131642
K20260406131637
BLK: 4,SNR1: 17.873 ,SNR2: 31.651
BLK: 4,SNR1: 11.582 ,SNR2: 20.314
3C67 2026/04/06 4.31UT FUJI -KISO
C_peak= 0.584
t_peak= 0.000
t_edge= 0.010
t_notby= 0.008

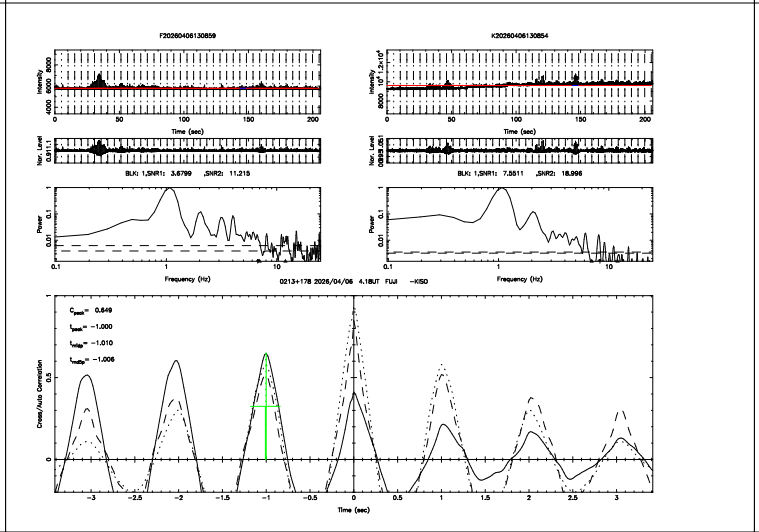
F20260406130859
K20260406130854
BLK: 1,SNR1: 3.6799 ,SNR2: 11.215
BLK: 1,SNR1: 7.5511 ,SNR2: 18.996
0213+178 2026/04/06 4.18UT FUJI -KISO
C_peak= 0.649
t_peak= -1.000
t_edge= -1.010
t_notby= -1.006

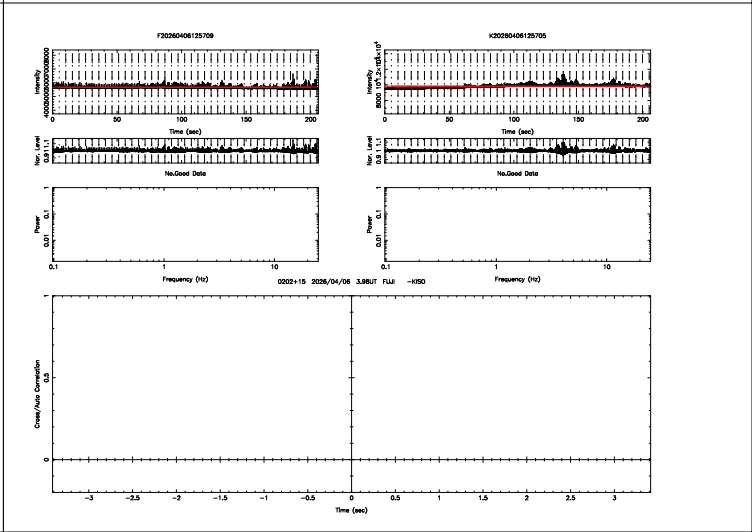
F20260406125709
K20260406125705
No.Good Data
No.Good Data
0202+15 2026/04/06 3.98UT FUJI -KISO

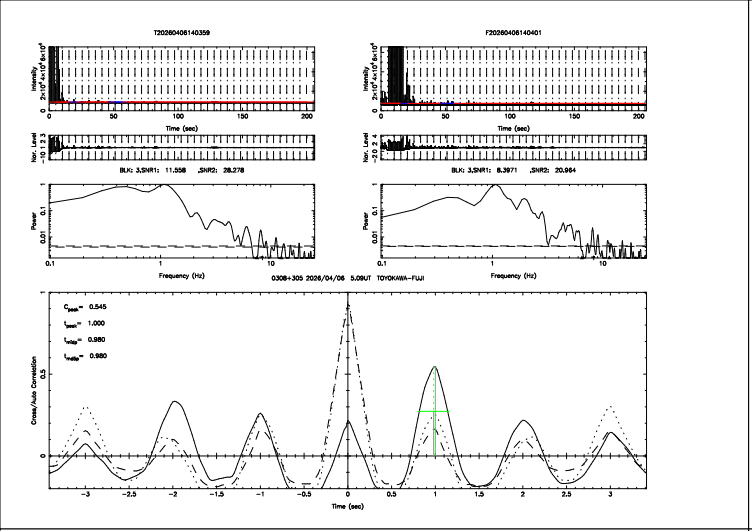
T20260406140359
F20260406140401
BLK: 3,SNR1: 11.358 ,SNR2: 28.278
BLK: 3,SNR1: 8.3971 ,SNR2: 20.984
0308+305 2026/04/06 5.09UT TOYOKAWA-FUJI
C_peak= 0.545
t_peak= 1.000
t_edge= 0.980
t_valley= 0.980

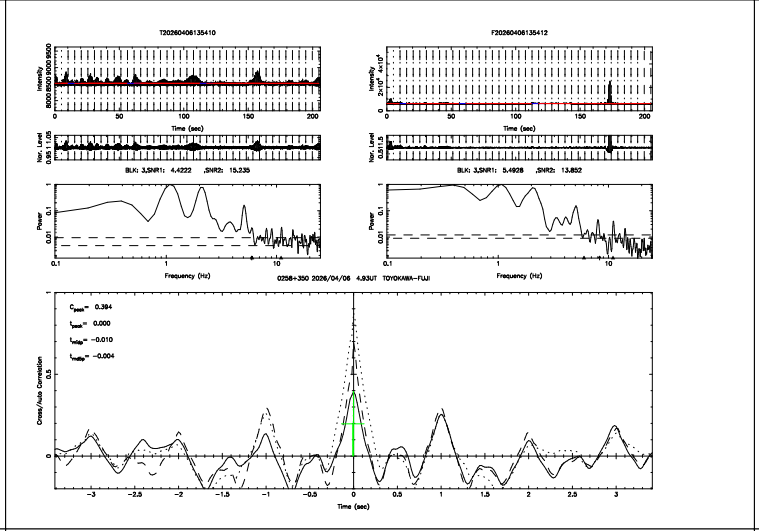
T20260406135410
F20260406135412
BLK: 3,SNR1: 4.4222 ,SNR2: 15.235
BLK: 3,SNR1: 5.4928 ,SNR2: 13.852
0258+350 2026/04/06 4.93UT TOYOKAWA-FUJI
C_peak= 0.394
t_peak= 0.000
t_edge= -0.010
t_valley= -0.004

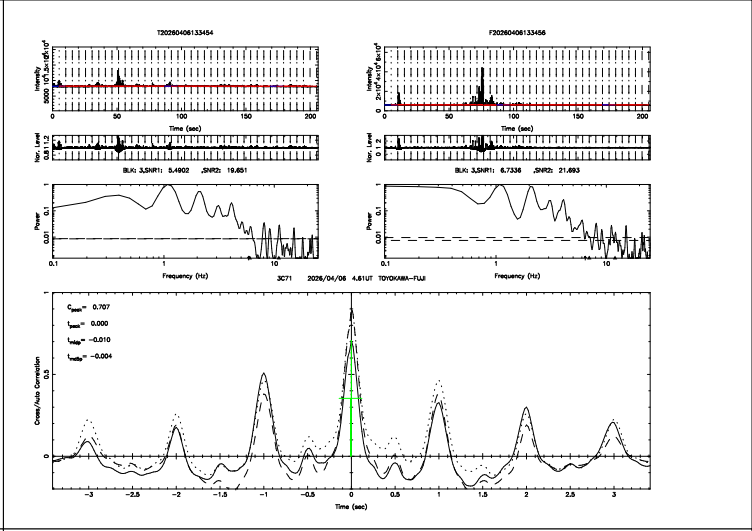
T20260406133454
F20260406133456
BLK: 3,SNR1: 5.4902 ,SNR2: 19.651
BLK: 3,SNR1: 6.7336 ,SNR2: 21.693
3C71 2026/04/06 4.61UT TOYOKAWA-FUJI
C_peak= 0.707
t_peak= 0.000
t_edge= -0.010
t_valley= -0.004

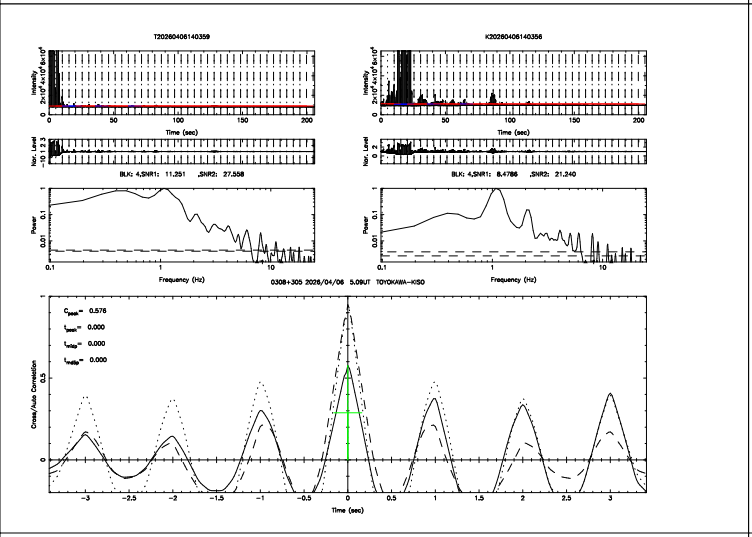
T20260406140359
K20260406140356
BLK: 1,SNR1: 11.251 ,SNR2: 27.508
BLK: 4,SNR1: 8.4786 ,SNR2: 21.240
0308+305 2026/04/06 5.09UT TOYOKAWA-KISO
C_peak= 0.576
t_peak= 0.000
t_edge= 0.000
t_valley= 0.000

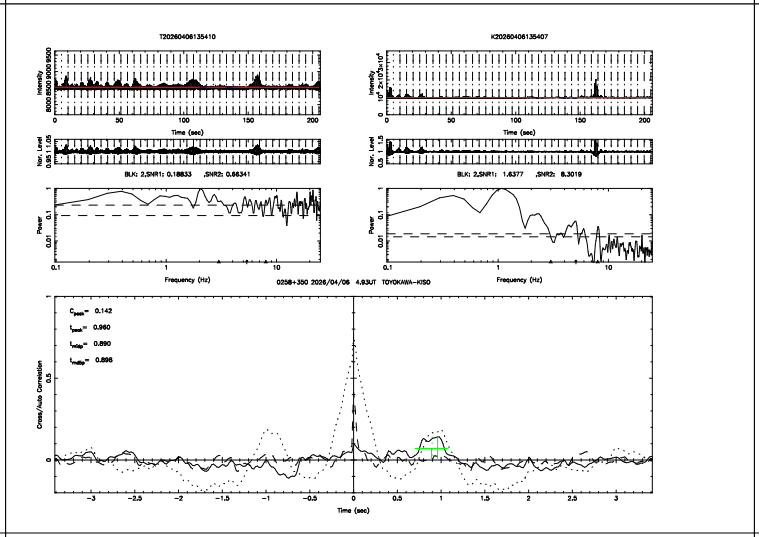
T20260406135410
K20260406135407
BLK: 2,SNR1: 0.18833 ,SNR2: 0.66341
BLK: 2,SNR1: 1.6377 ,SNR2: 8.3019
0258+350 2026/04/06 4.93UT TOYOKAWA-KISO
C_peak= 0.142
t_peak= 0.960
t_edge= 0.890
t_valley= 0.896

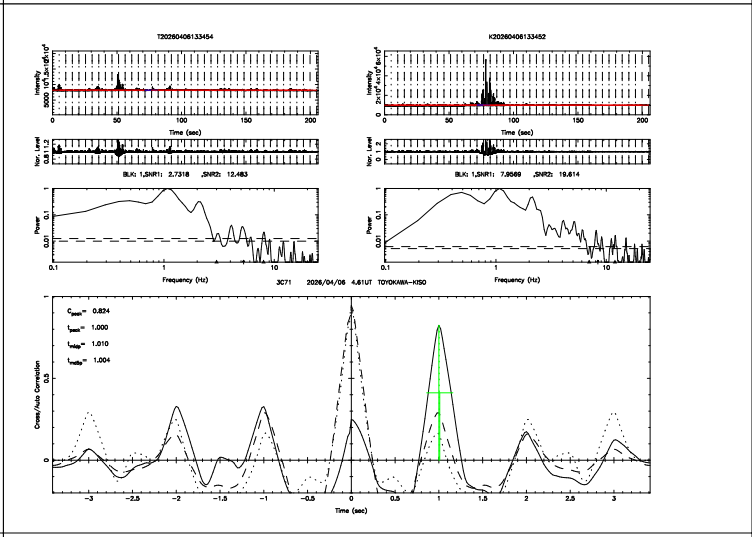
T20260406133454
K20260406133452
BLK: 1,SNR1: 2.7318 ,SNR2: 12.483
BLK: 1,SNR1: 7.9589 ,SNR2: 19.614
3C71 2026/04/06 4.61UT TOYOKAWA-KISO
C_peak= 0.824
t_peak= 1.000
t_edge= 1.010
t_valley= 1.004

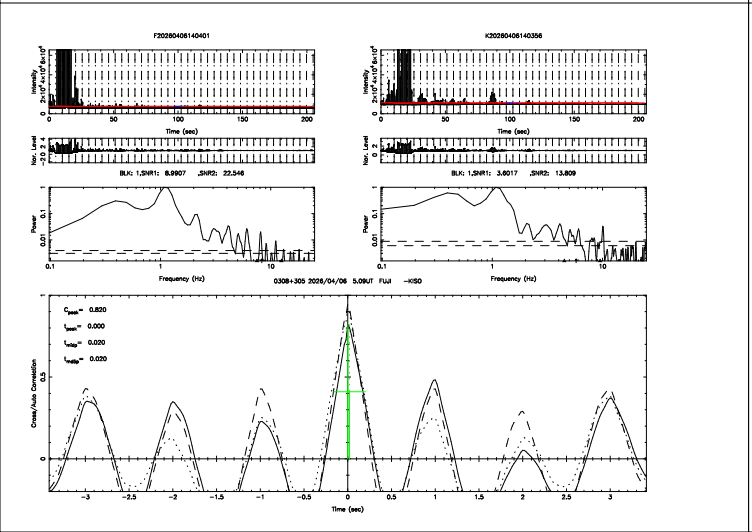
F20260406140401
K20260406140356
BLK: 1,SNR1: 8.9907 ,SNR2: 22.546
BLK: 1,SNR1: 3.6017 ,SNR2: 13.809
0308+305 2026/04/06 5.09UT FUJI -KISO
C_peak= 0.820
t_peak= 0.000
t_edge= 0.020
t_valley= 0.020

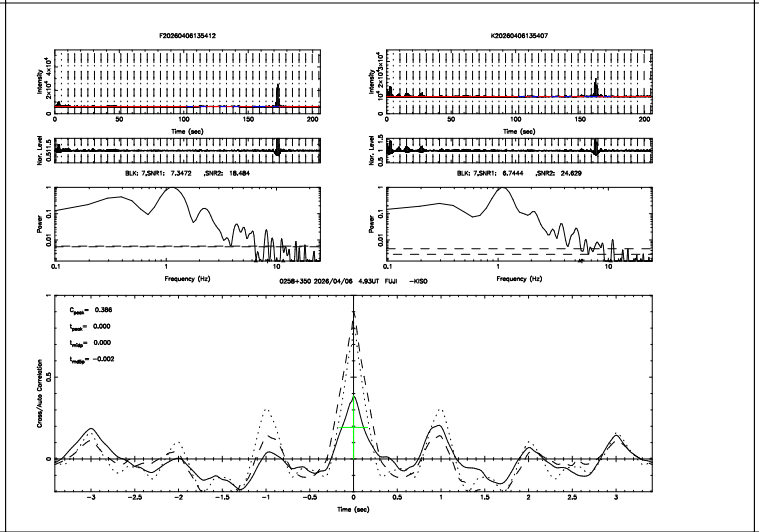
F20260406135412
K20260406135407
BLK: 7,SNR1: 7.3472 ,SNR2: 18.484
BLK: 7,SNR1: 6.7444 ,SNR2: 24.629
0258+350 2026/04/06 4.93UT FUJI -KISO
C_peak= 0.386
t_peak= 0.000
t_edge= 0.000
t_valley= -0.002

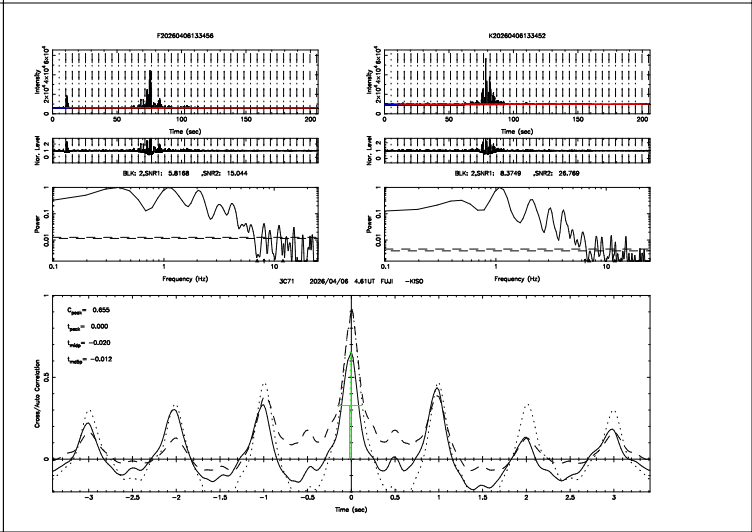
F20260406133456
K20260406133452
BLK: 2,SNR1: 8.8168 ,SNR2: 15.044
BLK: 2,SNR1: 8.3749 ,SNR2: 26.769
3C71 2026/04/06 4.61UT FUJI -KISO
C_peak= 0.655
t_peak= 0.000
t_edge= -0.020
t_valley= -0.012

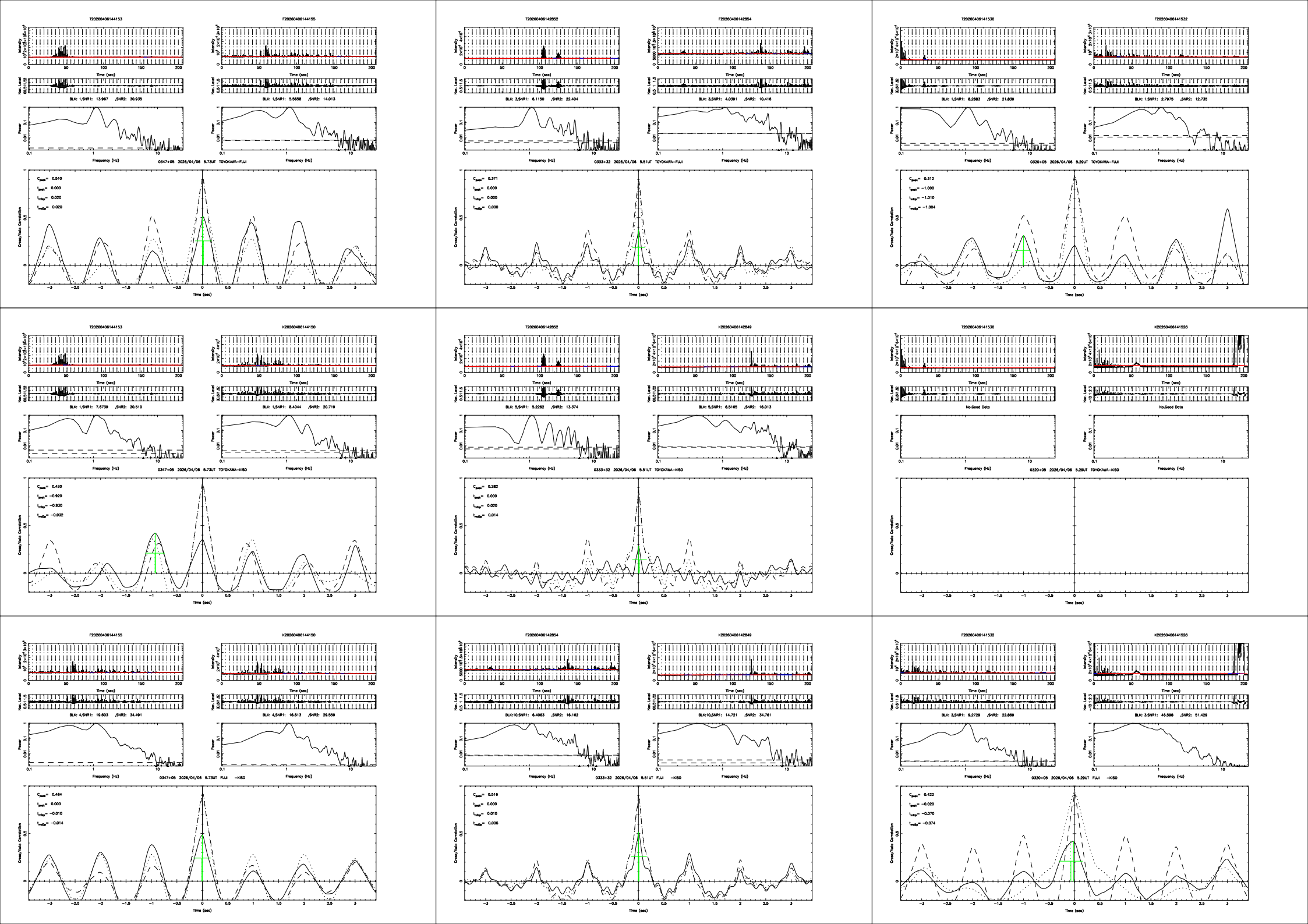
T20260406144153
F20260406144155
BLK: 1,SNR1: 13.967 ,SNR2: 30.935
BLK: 1,SNR1: 5.5658 ,SNR2: 14.013
0347+05 2026/04/06 5.73UT TOYOKAWA-FUJI
T20260406142852
F20260406142854
BLK: 3,SNR1: 6.1150 ,SNR2: 22.404
BLK: 3,SNR1: 4.0391 ,SNR2: 10.416
0333+32 2026/04/06 5.51UT TOYOKAWA-FUJI
T20260406141530
F20260406141532
BLK: 1,SNR1: 8.2883 ,SNR2: 21.839
BLK: 1,SNR1: 2.7975 ,SNR2: 12.735
0320+05 2026/04/06 5.29UT TOYOKAWA-FUJI
T20260406144153
K20260406144150
BLK: 1,SNR1: 7.6739 ,SNR2: 20.510
BLK: 1,SNR1: 8.4044 ,SNR2: 20.719
0347+05 2026/04/06 5.73UT TOYOKAWA-KISO
T20260406142852
K20260406142849
BLK: 5,SNR1: 5.2262 ,SNR2: 13.374
BLK: 5,SNR1: 6.5165 ,SNR2: 16.013
0333+32 2026/04/06 5.51UT TOYOKAWA-KISO
T20260406141530
K20260406141528
No.Good Data
0320+05 2026/04/06 5.29UT TOYOKAWA-KISO
F20260406144155
K20260406144150
BLK: 4,SNR1: 19.603 ,SNR2: 34.491
BLK: 4,SNR1: 16.613 ,SNR2: 29.559
0347+05 2026/04/06 5.73UT FUJI -KISO
F20260406142854
K20260406142849
BLK:10,SNR1: 6.4063 ,SNR2: 16.162
BLK:10,SNR1: 14.721 ,SNR2: 34.761
0333+32 2026/04/06 5.51UT FUJI -KISO
F20260406141532
K20260406141528
BLK: 3,SNR1: 9.2729 ,SNR2: 22.869
BLK: 3,SNR1: 46.598 ,SNR2: 51.429
0320+05 2026/04/06 5.29UT FUJI -KISO
Intensity
Time (sec)
Nor. Level
Power
Frequency (Hz)
Cross/Auto Correlation

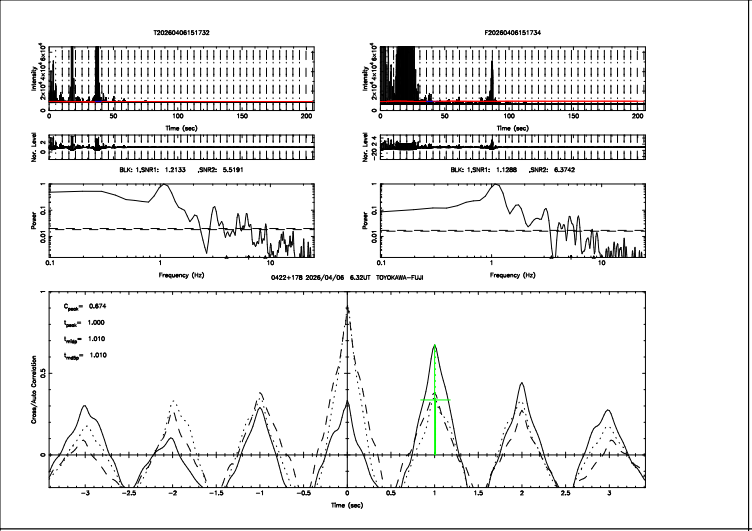
T20260406151732
F20260406151734
BLK: 1,SNR1: 1.2133 ,SNR2: 5.5191
BLK: 1,SNR1: 1.1288 ,SNR2: 6.3742
0422+178 2026/04/06 6.32UT TOYOKAWA-FUJI
C_{max}= 0.674
t_{max}= 1.000
t_{edge}= 1.010
t_{centy}= 1.010

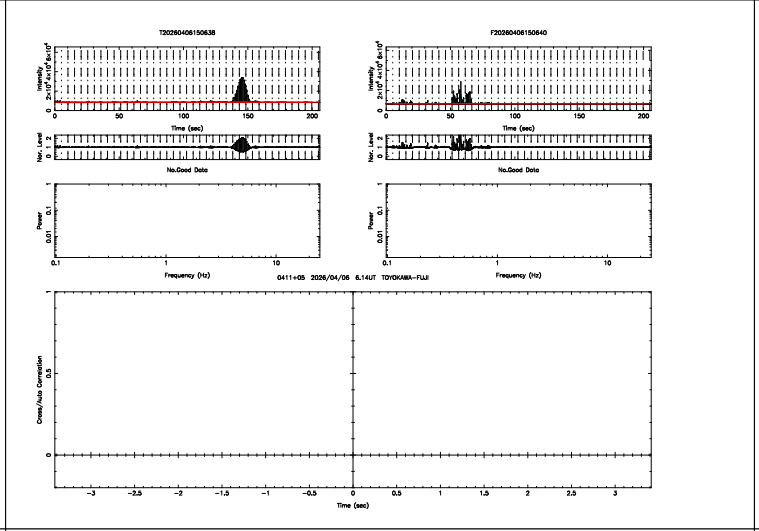
T20260406150638
F20260406150640
No.Good Data
No.Good Data
0411+05 2026/04/06 6.14UT TOYOKAWA-FUJI

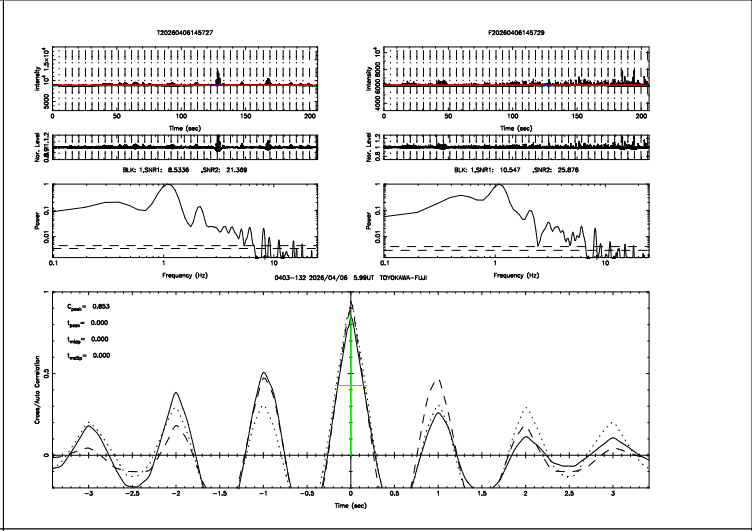
T20260406145727
F20260406145729
BLK: 1,SNR1: 8.5336 ,SNR2: 21.389
BLK: 1,SNR1: 10.547 ,SNR2: 25.876
0403-132 2026/04/06 5.99UT TOYOKAWA-FUJI
C_{max}= 0.853
t_{max}= 0.000
t_{edge}= 0.000
t_{centy}= 0.000

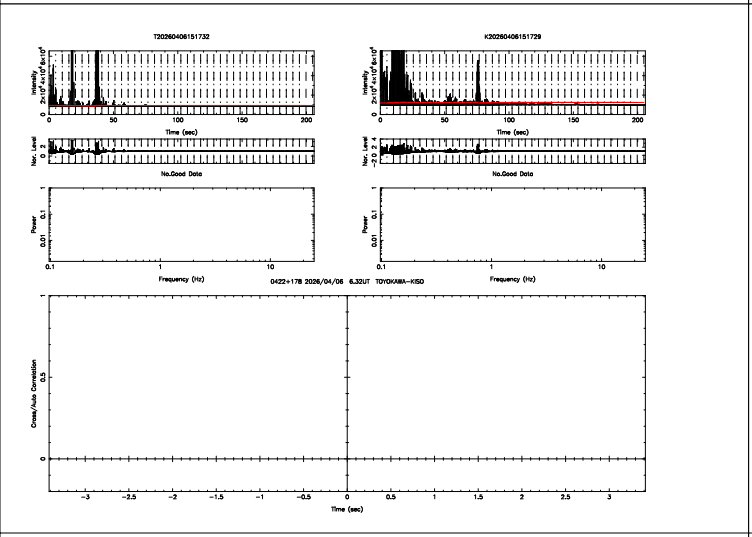
T20260406151732
K20260406151729
No.Good Data
No.Good Data
0422+178 2026/04/06 6.32UT TOYOKAWA-KISO

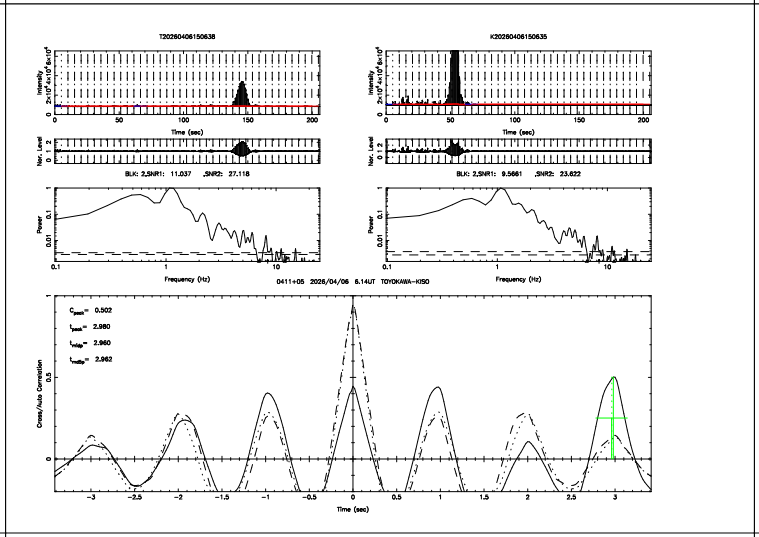
T20260406150638
K20260406150635
BLK: 2,SNR1: 11.037 ,SNR2: 27.118
BLK: 2,SNR1: 9.5661 ,SNR2: 23.622
0411+05 2026/04/06 6.14UT TOYOKAWA-KISO
C_{max}= 0.502
t_{max}= 2.980
t_{edge}= 2.960
t_{centy}= 2.962

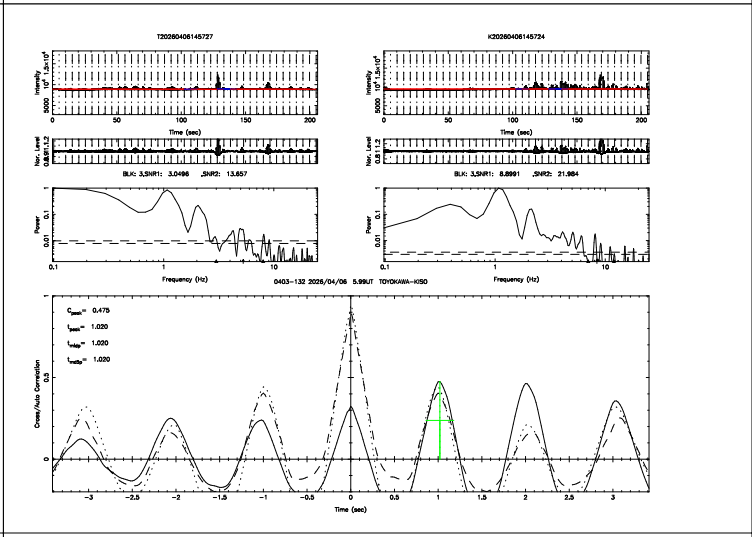
T20260406145727
K20260406145724
BLK: 3,SNR1: 3.0496 ,SNR2: 13.657
BLK: 3,SNR1: 8.8991 ,SNR2: 21.984
0403-132 2026/04/06 5.99UT TOYOKAWA-KISO
C_{max}= 0.475
t_{max}= 1.020
t_{edge}= 1.020
t_{centy}= 1.020

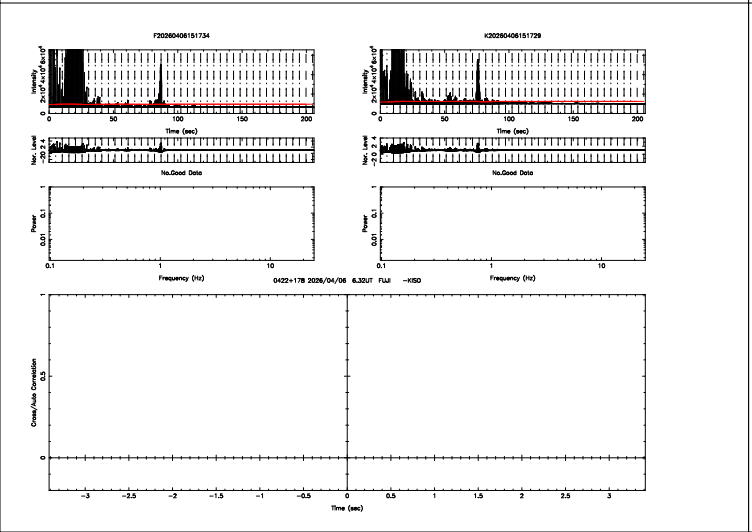
F20260406151734
K20260406151729
No.Good Data
No.Good Data
0422+178 2026/04/06 6.32UT FUJI -KISO

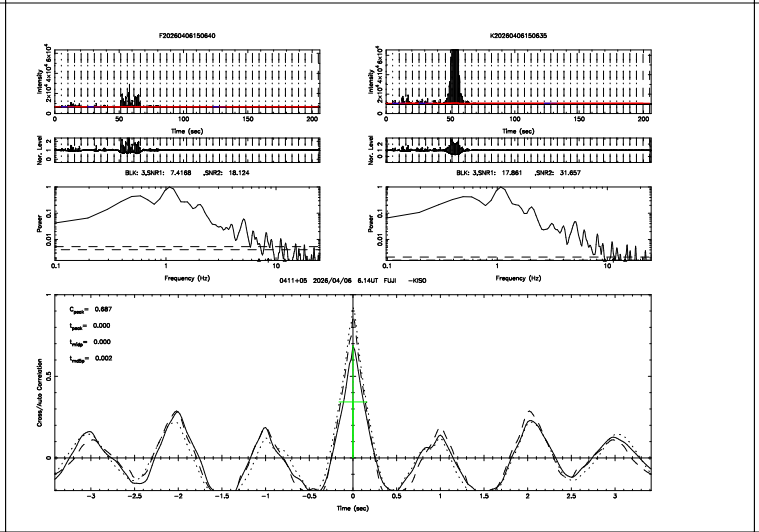
F20260406150640
K20260406150635
BLK: 3,SNR1: 7.4168 ,SNR2: 18.124
BLK: 3,SNR1: 17.861 ,SNR2: 31.657
0411+05 2026/04/06 6.14UT FUJI -KISO
C_{max}= 0.687
t_{max}= 0.000
t_{edge}= 0.000
t_{centy}= 0.002

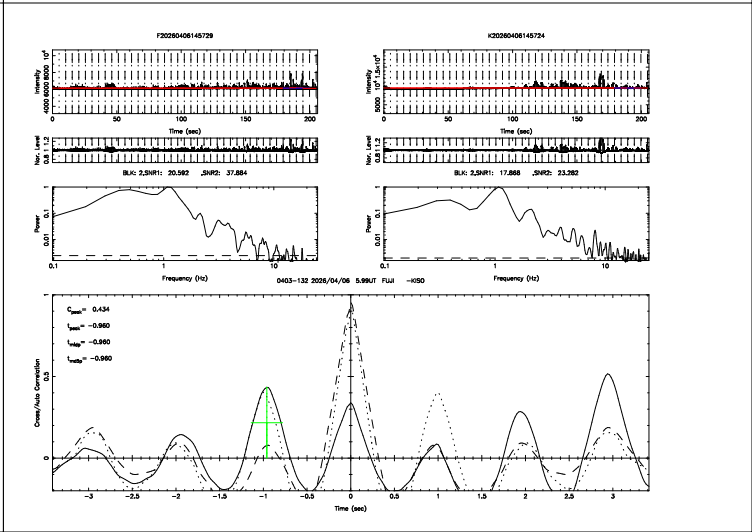
F20260406145729
K20260406145724
BLK: 2,SNR1: 20.592 ,SNR2: 37.884
BLK: 2,SNR1: 17.868 ,SNR2: 23.262
0403-132 2026/04/06 5.99UT FUJI -KISO
C_{max}= 0.434
t_{max}= -0.960
t_{edge}= -0.960
t_{centy}= -0.960

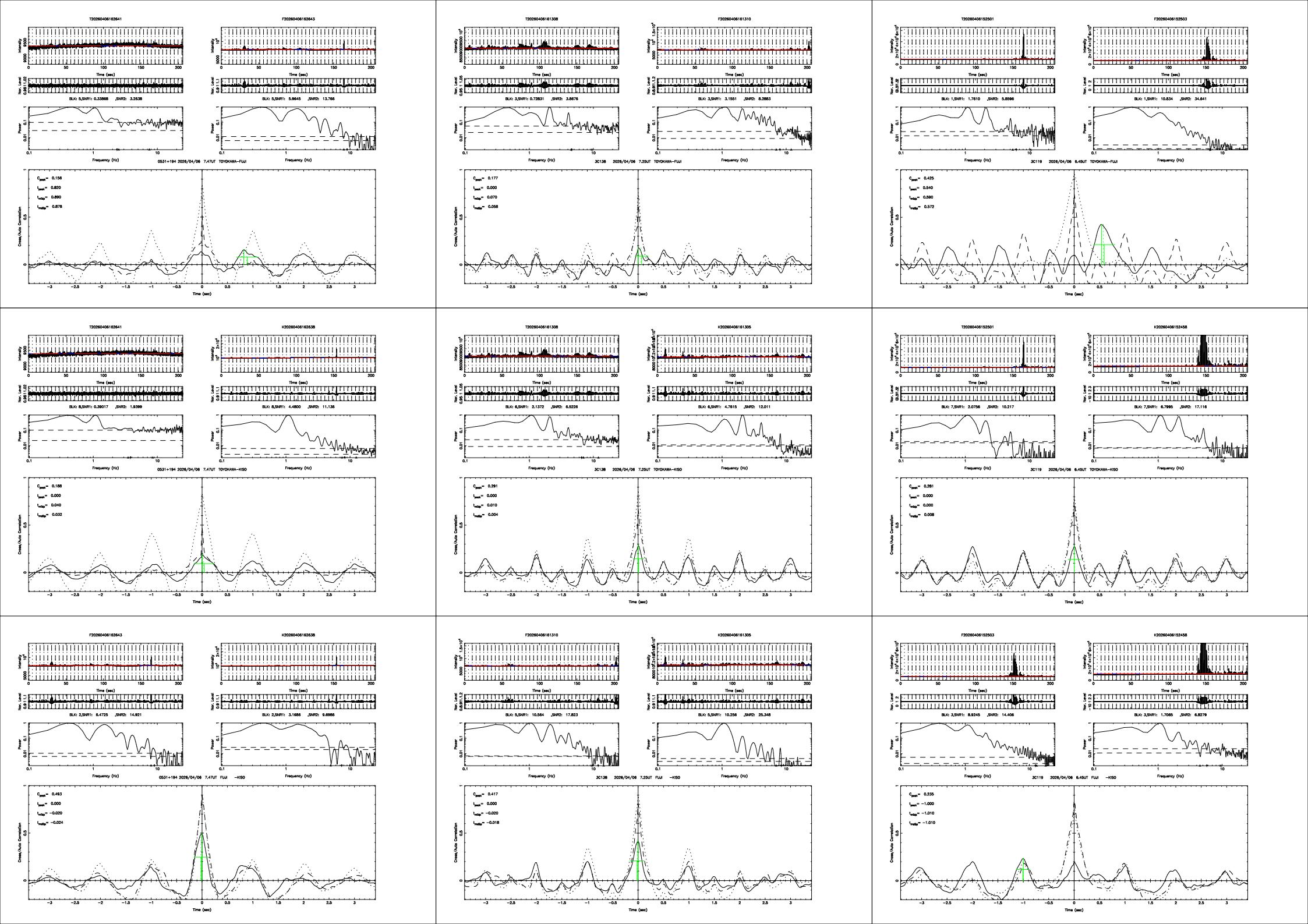
T20260406162641
F20260406162643
BLK: 5,SNR1: 0.33868 ,SNR2: 3.2638
BLK: 5,SNR1: 5.9645 ,SNR2: 13.766
0531+194 2026/04/06 7.47UT TOYOKAWA-FUJI
C_{peak}= 0.156
t_{peak}= 0.820
t_{mid}= 0.890
t_{medio}= 0.878
T20260406161308
F20260406161310
BLK: 3,SNR1: 0.72831 ,SNR2: 3.8676
BLK: 3,SNR1: 3.1551 ,SNR2: 8.2883
3C138 2026/04/06 7.25UT TOYOKAWA-FUJI
C_{peak}= 0.177
t_{peak}= 0.000
t_{mid}= 0.070
t_{medio}= 0.058
T20260406152501
F20260406152503
BLK: 1,SNR1: 1.7610 ,SNR2: 5.8596
BLK: 1,SNR1: 10.834 ,SNR2: 34.641
3C119 2026/04/06 6.45UT TOYOKAWA-FUJI
C_{peak}= 0.425
t_{peak}= 0.540
t_{mid}= 0.590
t_{medio}= 0.572
T20260406162641
K20260406162638
BLK: 8,SNR1: 0.39017 ,SNR2: 1.9399
BLK: 8,SNR1: 4.4800 ,SNR2: 11.136
0531+194 2026/04/06 7.47UT TOYOKAWA-KISO
C_{peak}= 0.188
t_{peak}= 0.000
t_{mid}= 0.040
t_{medio}= 0.032
T20260406161308
K20260406161305
BLK: 6,SNR1: 2.1372 ,SNR2: 6.5226
BLK: 6,SNR1: 4.7615 ,SNR2: 12.011
3C138 2026/04/06 7.25UT TOYOKAWA-KISO
C_{peak}= 0.291
t_{peak}= 0.000
t_{mid}= 0.010
t_{medio}= 0.004
T20260406152501
K20260406152458
BLK: 7,SNR1: 2.0756 ,SNR2: 10.217
BLK: 7,SNR1: 6.7995 ,SNR2: 17.116
3C119 2026/04/06 6.45UT TOYOKAWA-KISO
C_{peak}= 0.281
t_{peak}= 0.000
t_{mid}= 0.000
t_{medio}= 0.008
F20260406162643
K20260406162638
BLK: 2,SNR1: 6.4725 ,SNR2: 14.921
BLK: 2,SNR1: 3.1686 ,SNR2: 9.6986
0531+194 2026/04/06 7.47UT FUJI -KISO
C_{peak}= 0.493
t_{peak}= 0.000
t_{mid}= -0.020
t_{medio}= -0.024
F20260406161310
K20260406161305
BLK: 5,SNR1: 10.564 ,SNR2: 17.823
BLK: 5,SNR1: 10.256 ,SNR2: 25.348
3C138 2026/04/06 7.25UT FUJI -KISO
C_{peak}= 0.417
t_{peak}= 0.000
t_{mid}= -0.020
t_{medio}= -0.018
F20260406152503
K20260406152458
BLK: 3,SNR1: 8.9245 ,SNR2: 14.406
BLK: 3,SNR1: 1.7065 ,SNR2: 6.8279
3C119 2026/04/06 6.45UT FUJI -KISO
C_{peak}= 0.235
t_{peak}= -1.000
t_{mid}= -1.010
t_{medio}= -1.010
Intensity
Nor. Level
Power
Frequency (Hz)
Cross/Auto Correlation
Time (sec)

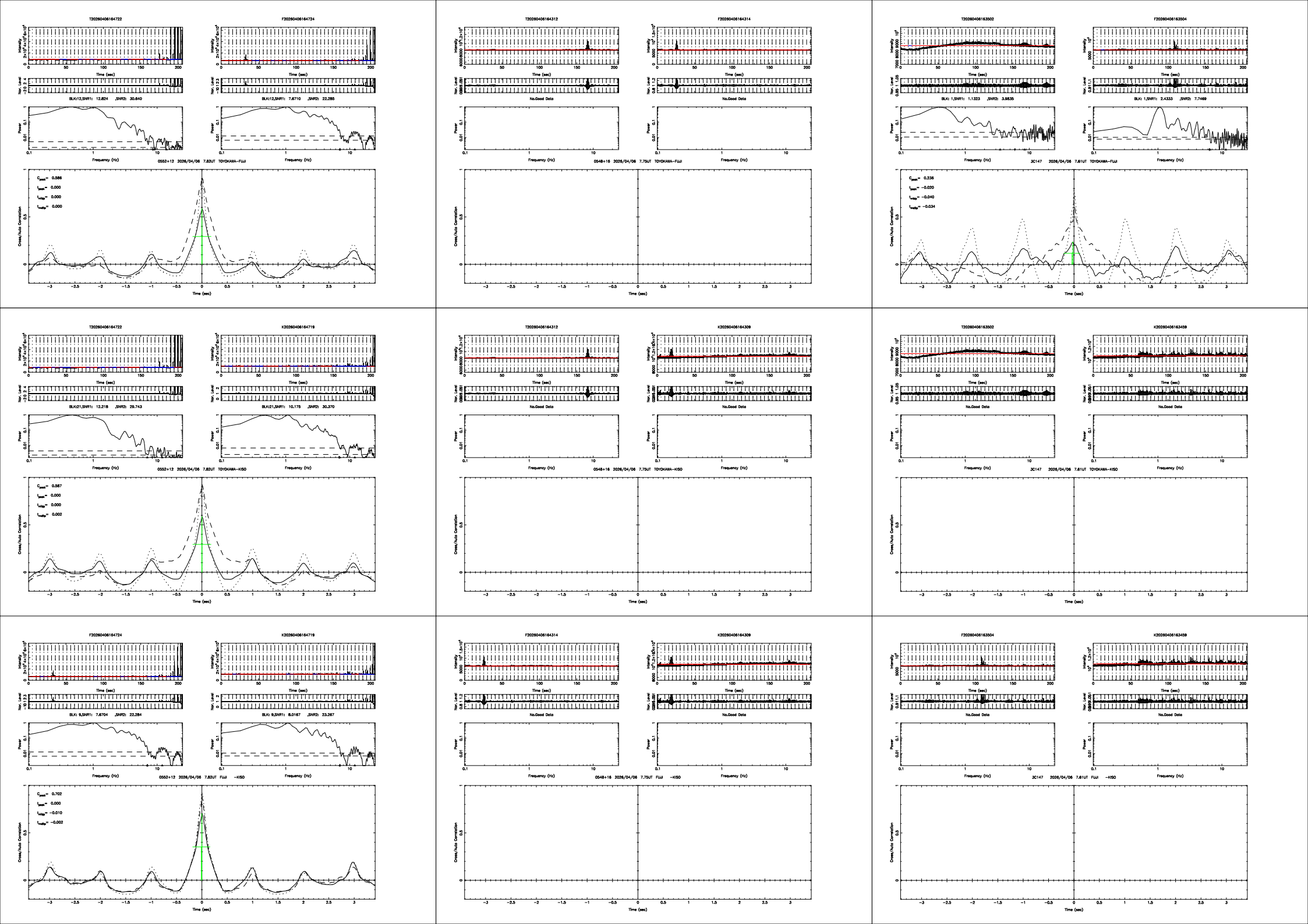
T20260406164722
F20260406164724
BLK:12,SNR1: 12.824 ,SNR2: 30.640
BLK:12,SNR1: 7.6710 ,SNR2: 22.285
0552+12 2026/04/06 7.82UT TOYOKAWA-FUJI
T20260406164312
F20260406164314
No.Good Data
0548+16 2026/04/06 7.75UT TOYOKAWA-FUJI
T20260406163502
F20260406163504
BLK: 1,SNR1: 1.1323 ,SNR2: 3.9835
BLK: 1,SNR1: 2.4333 ,SNR2: 7.7469
3C147 2026/04/06 7.61UT TOYOKAWA-FUJI
T20260406164722
K20260406164719
BLK:21,SNR1: 12.218 ,SNR2: 29.743
BLK:21,SNR1: 10.175 ,SNR2: 30.370
0552+12 2026/04/06 7.82UT TOYOKAWA-KISO
T20260406164312
K20260406164309
0548+16 2026/04/06 7.75UT TOYOKAWA-KISO
T20260406163502
K20260406163459
3C147 2026/04/06 7.61UT TOYOKAWA-KISO
F20260406164724
K20260406164719
BLK: 9,SNR1: 7.6704 ,SNR2: 22.284
BLK: 9,SNR1: 8.0167 ,SNR2: 23.267
0552+12 2026/04/06 7.82UT FUJI -KISO
F20260406164314
K20260406164309
0548+16 2026/04/06 7.75UT FUJI -KISO
F20260406163504
K20260406163459
3C147 2026/04/06 7.61UT FUJI -KISO
Intensity
Time (sec)
Nor. Level
Power
Frequency (Hz)
Cross/Auto Correlation

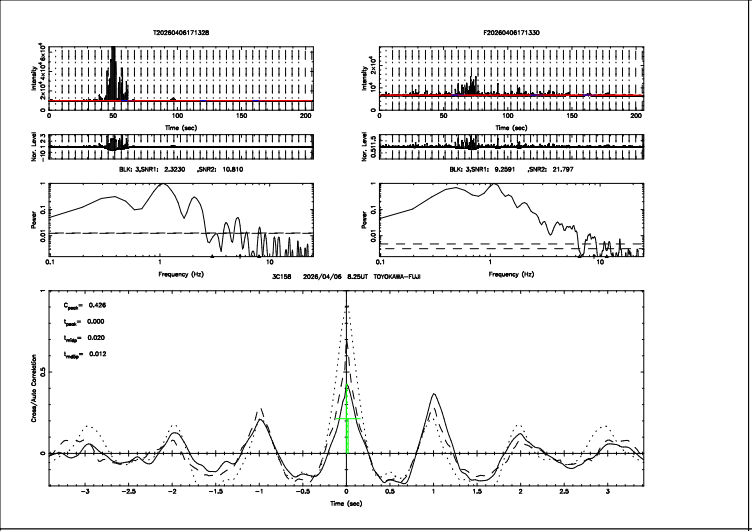
T20260406171328
T20260406171330
BLK: 3,SNR1: 2.3230 ,SNR2: 10.810
BLK: 3,SNR1: 9.2591 ,SNR2: 21.797
3C158 2026/04/06 8.25UT TOYOKAWA-FUJI
C_{max}= 0.426
t_{peak}= 0.000
t_{edge}= 0.020
t_{valley}= 0.012
Cross/Auto Correlation
Time (sec)
Frequency (Hz)

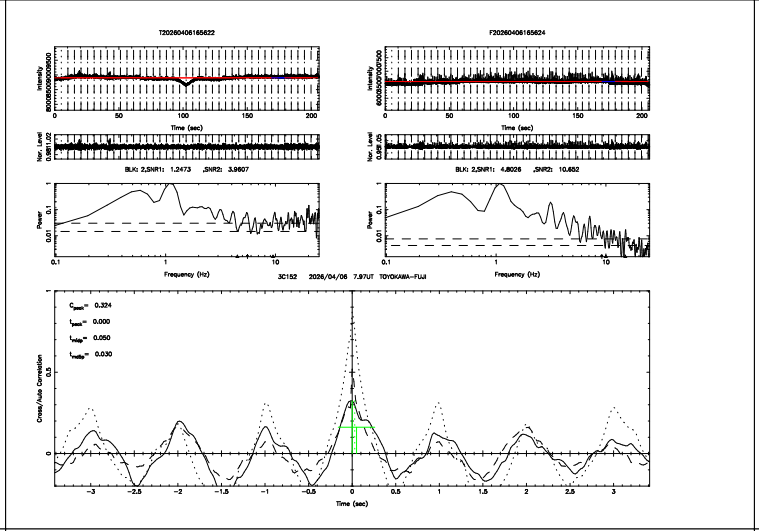
T20260406165622
F20260406165624
BLK: 2,SNR1: 1.2473 ,SNR2: 3.9607
BLK: 2,SNR1: 4.8026 ,SNR2: 10.652
3C152 2026/04/06 7.97UT TOYOKAWA-FUJI
C_{max}= 0.324
t_{peak}= 0.000
t_{edge}= 0.050
t_{valley}= 0.030
Cross/Auto Correlation
Time (sec)
Frequency (Hz)

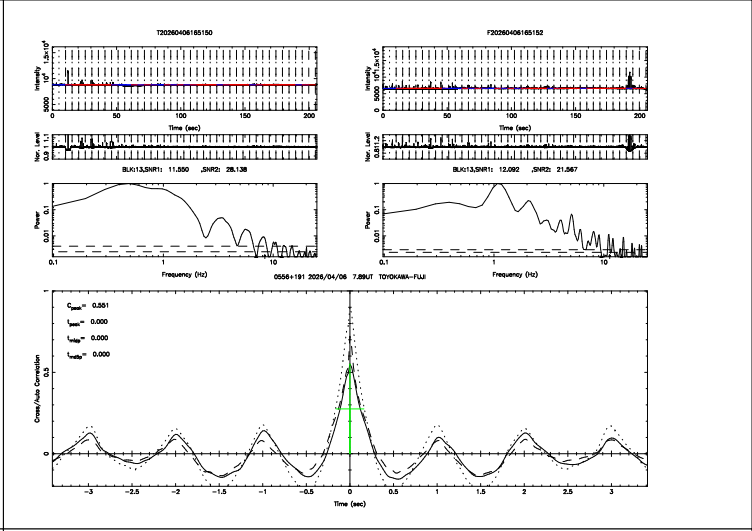
T20260406165150
F20260406165152
BLK:13,SNR1: 11.550 ,SNR2: 28.138
BLK:13,SNR1: 12.092 ,SNR2: 21.567
0556+191 2026/04/06 7.89UT TOYOKAWA-FUJI
C_{max}= 0.551
t_{peak}= 0.000
t_{edge}= 0.000
t_{valley}= 0.000
Cross/Auto Correlation
Time (sec)
Frequency (Hz)

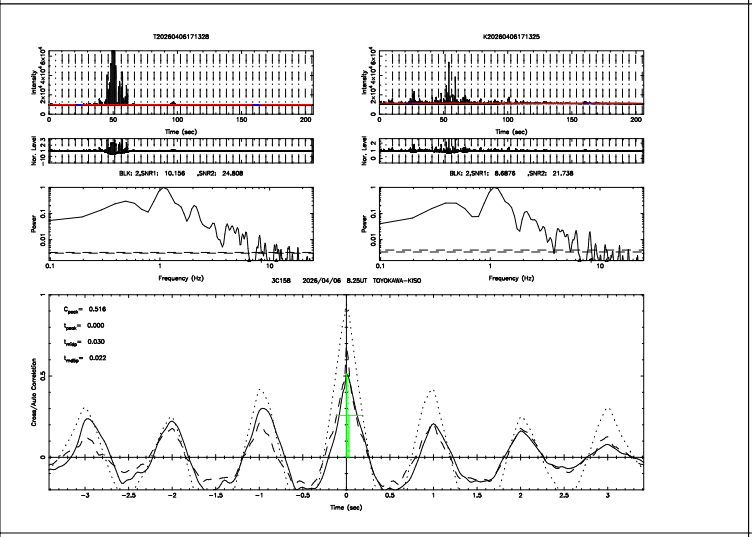
T20260406171328
K20260406171325
BLK: 2,SNR1: 10.156 ,SNR2: 24.808
BLK: 2,SNR1: 8.6876 ,SNR2: 21.738
3C158 2026/04/06 8.25UT TOYOKAWA-KISO
C_{max}= 0.516
t_{peak}= 0.000
t_{edge}= 0.030
t_{valley}= 0.022
Cross/Auto Correlation
Time (sec)
Frequency (Hz)

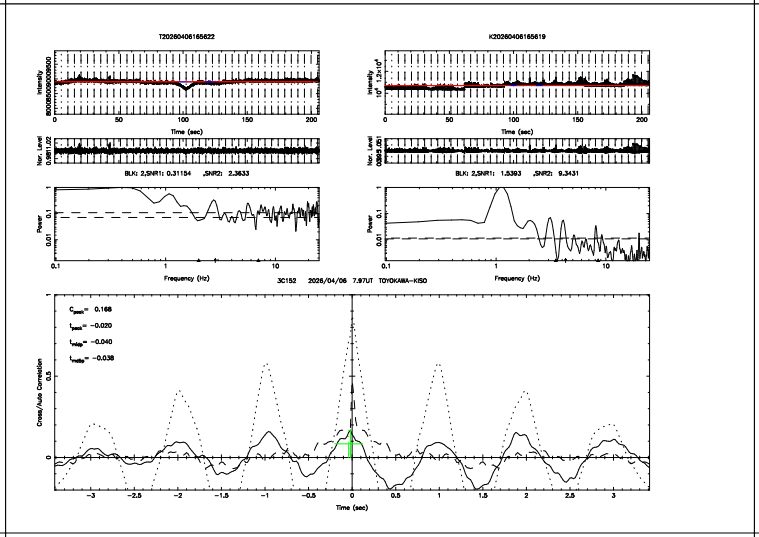
T20260406165622
K20260406165619
BLK: 2,SNR1: 0.31154 ,SNR2: 2.3633
BLK: 2,SNR1: 1.5393 ,SNR2: 9.3431
3C152 2026/04/06 7.97UT TOYOKAWA-KISO
C_{max}= 0.166
t_{peak}= −0.020
t_{edge}= −0.040
t_{valley}= −0.038
Cross/Auto Correlation
Time (sec)
Frequency (Hz)

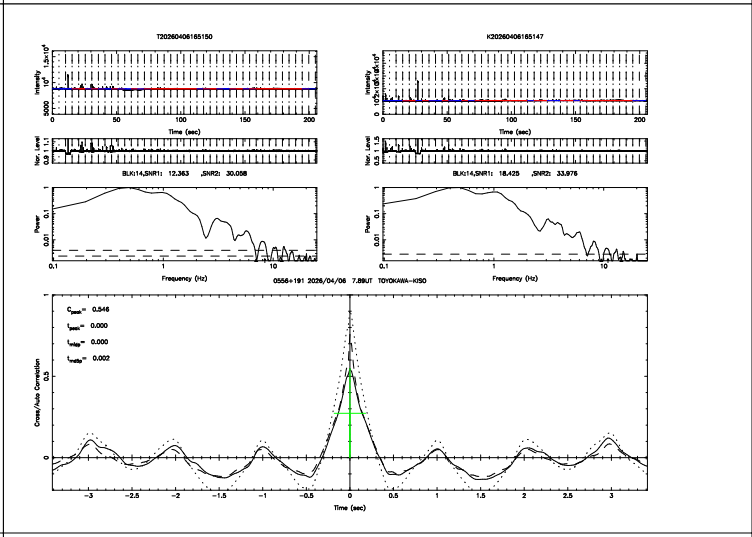
T20260406165150
K20260406165147
BLK:14,SNR1: 12.363 ,SNR2: 30.098
BLK:14,SNR1: 18.425 ,SNR2: 33.976
0556+191 2026/04/06 7.89UT TOYOKAWA-KISO
C_{max}= 0.546
t_{peak}= 0.000
t_{edge}= 0.000
t_{valley}= 0.002
Cross/Auto Correlation
Time (sec)
Frequency (Hz)

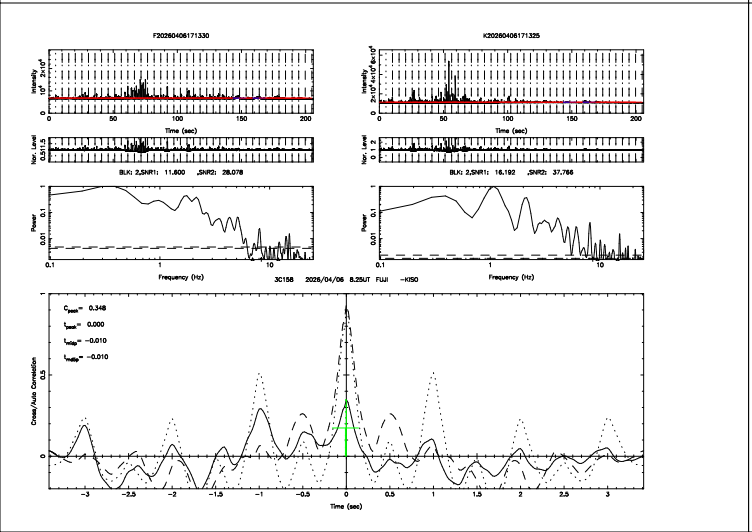
F20260406171330
K20260406171325
BLK: 2,SNR1: 11.600 ,SNR2: 28.078
BLK: 2,SNR1: 16.192 ,SNR2: 37.766
3C158 2026/04/06 8.25UT FUJI -KISO
C_{max}= 0.348
t_{peak}= 0.000
t_{edge}= −0.010
t_{valley}= −0.010
Cross/Auto Correlation
Time (sec)
Frequency (Hz)

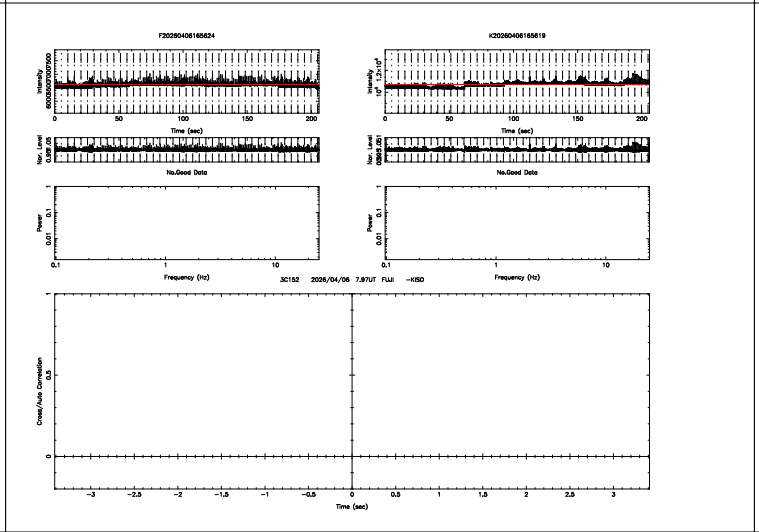
F20260406165624
K20260406165619
No.Good Data
No.Good Data
3C152 2026/04/06 7.97UT FUJI -KISO
Cross/Auto Correlation
Time (sec)
Frequency (Hz)

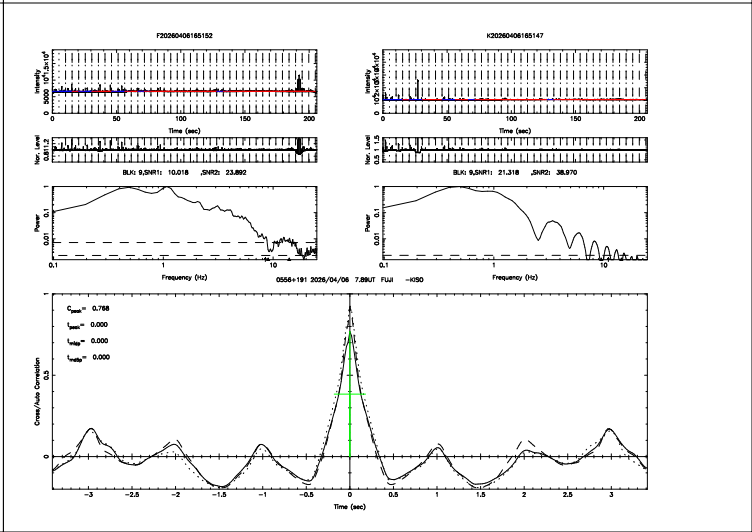
F20260406165152
K20260406165147
BLK: 9,SNR1: 10.018 ,SNR2: 23.892
BLK: 9,SNR1: 21.318 ,SNR2: 38.970
0556+191 2026/04/06 7.89UT FUJI -KISO
C_{max}= 0.768
t_{peak}= 0.000
t_{edge}= 0.000
t_{valley}= 0.000
Cross/Auto Correlation
Time (sec)
Frequency (Hz)