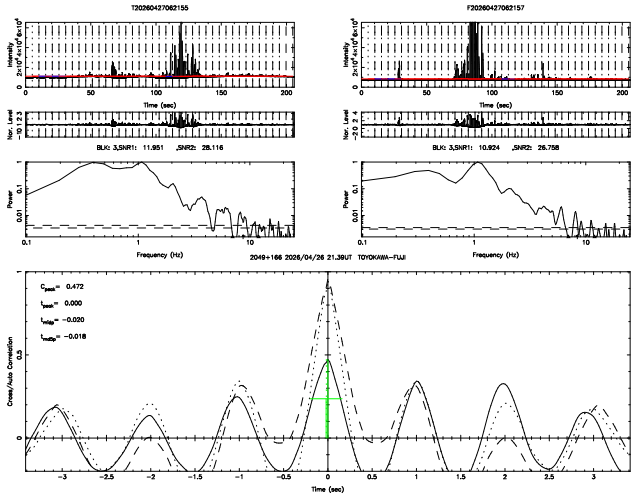
T20260427062155
F20260427062157
BLK: 3,SNR1: 11.951 ,SNR2: 28.116
BLK: 3,SNR1: 10.924 ,SNR2: 26.758
2049+166 2026/04/26 21.39UT TOYOKAWA-FUJI
C_{peak}= 0.472
t_{peak}= 0.000
t_{edge}= −0.020
t_{centr}= −0.018

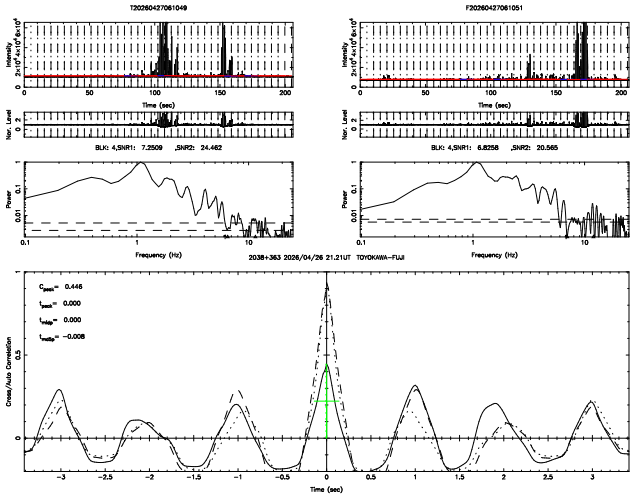
T20260427061049
F20260427061051
BLK: 4,SNR1: 7.2509 ,SNR2: 24.462
BLK: 4,SNR1: 6.8258 ,SNR2: 20.565
2038+363 2026/04/26 21.21UT TOYOKAWA-FUJI
C_{peak}= 0.446
t_{peak}= 0.000
t_{edge}= 0.000
t_{centr}= −0.008

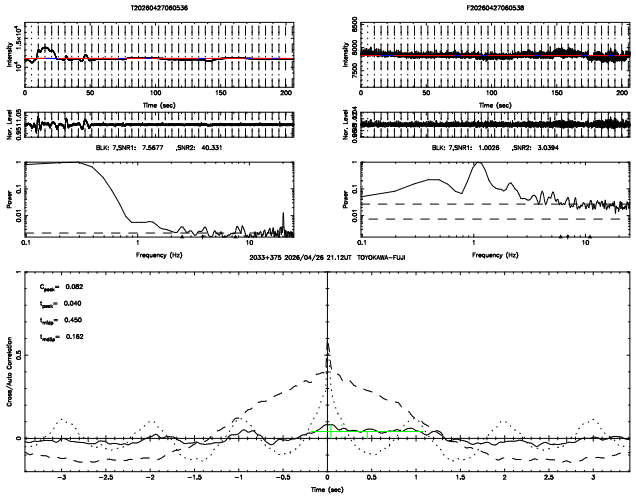
T20260427060536
F20260427060538
BLK: 7,SNR1: 7.5677 ,SNR2: 40.331
BLK: 7,SNR1: 1.0026 ,SNR2: 3.0394
2033+375 2026/04/26 21.12UT TOYOKAWA-FUJI
C_{peak}= 0.082
t_{peak}= 0.040
t_{edge}= 0.450
t_{centr}= 0.162

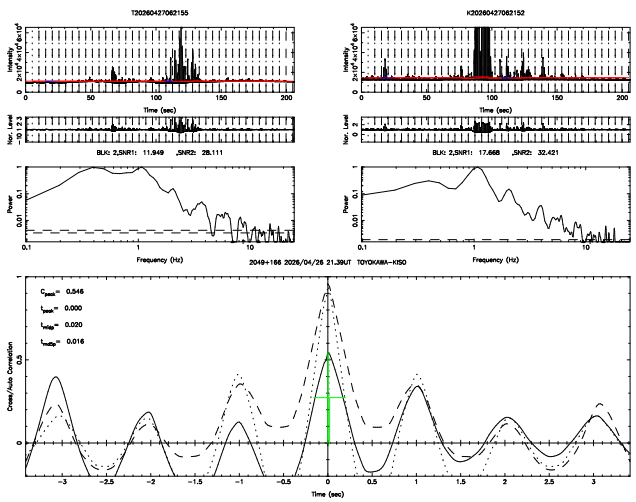
T20260427062155
K20260427062152
BLK: 2,SNR1: 11.949 ,SNR2: 28.111
BLK: 2,SNR1: 17.668 ,SNR2: 32.421
2049+166 2026/04/26 21.39UT TOYOKAWA-KISO
C_{peak}= 0.546
t_{peak}= 0.000
t_{edge}= 0.020
t_{centr}= 0.016

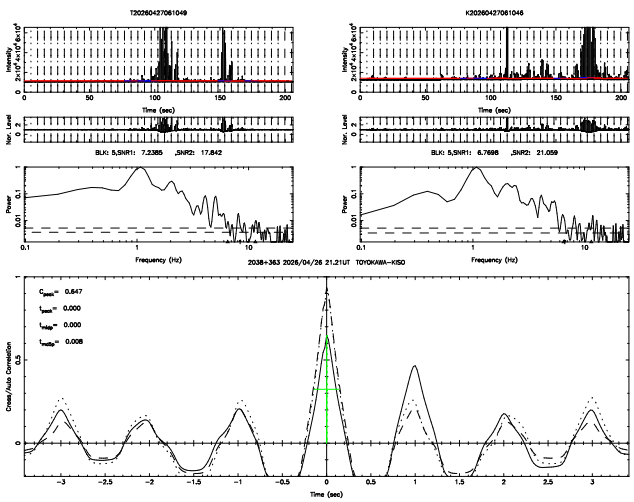
T20260427061049
K20260427061046
BLK: 5,SNR1: 7.2385 ,SNR2: 17.842
BLK: 5,SNR1: 6.7698 ,SNR2: 21.059
2038+363 2026/04/26 21.21UT TOYOKAWA-KISO
C_{peak}= 0.547
t_{peak}= 0.000
t_{edge}= 0.000
t_{centr}= 0.008

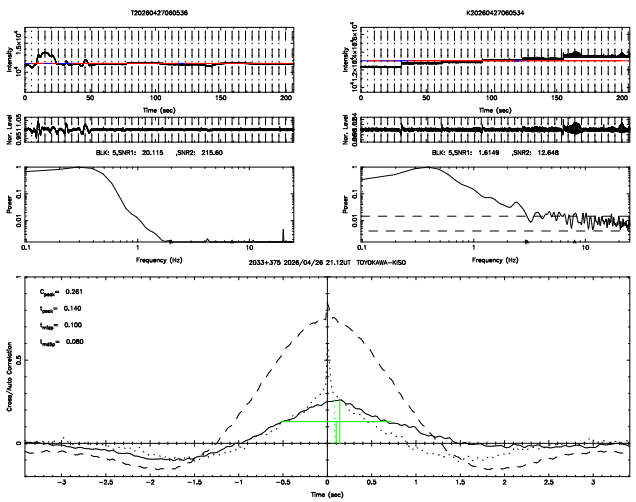
T20260427060536
K20260427060534
BLK: 5,SNR1: 20.115 ,SNR2: 215.60
BLK: 5,SNR1: 1.6149 ,SNR2: 12.648
2033+375 2026/04/26 21.12UT TOYOKAWA-KISO
C_{peak}= 0.261
t_{peak}= 0.140
t_{edge}= 0.100
t_{centr}= 0.080

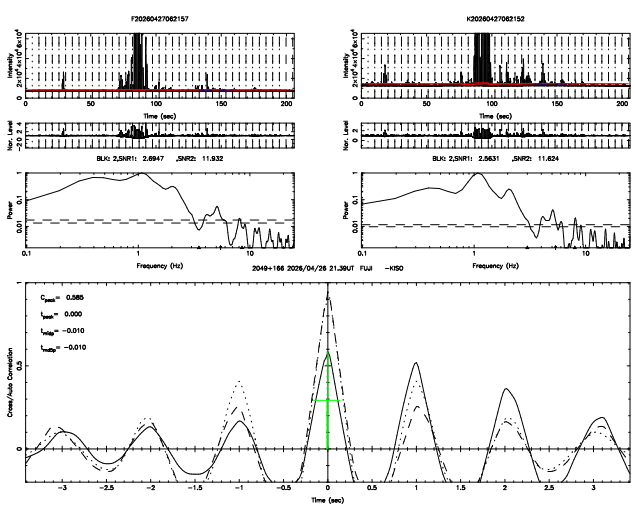
F20260427062157
K20260427062152
BLK: 2,SNR1: 2.6947 ,SNR2: 11.932
BLK: 2,SNR1: 2.5631 ,SNR2: 11.624
2049+166 2026/04/26 21.39UT FUJI -KISO
C_{peak}= 0.585
t_{peak}= 0.000
t_{edge}= −0.010
t_{centr}= −0.010

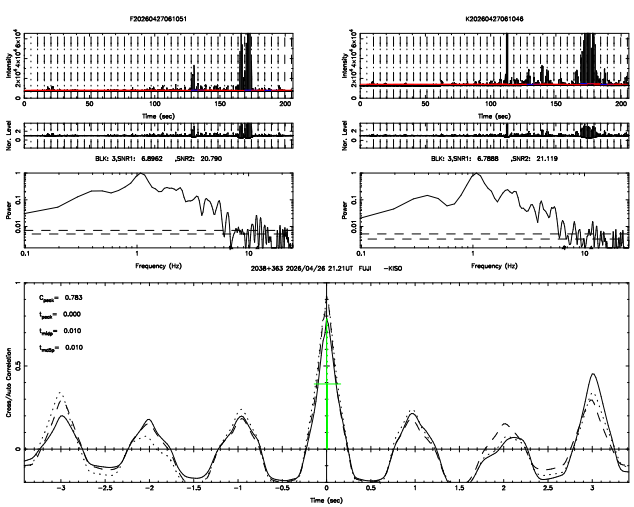
F20260427061051
K20260427061046
BLK: 3,SNR1: 6.8962 ,SNR2: 20.790
BLK: 3,SNR1: 6.7888 ,SNR2: 21.119
2038+363 2026/04/26 21.21UT FUJI -KISO
C_{peak}= 0.783
t_{peak}= 0.000
t_{edge}= 0.010
t_{centr}= 0.010

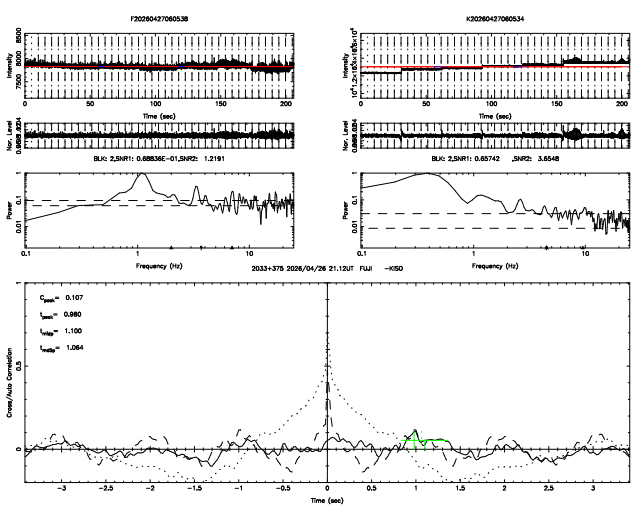
F20260427060538
K20260427060534
BLK: 2,SNR1: 0.68836E-01,SNR2: 1.2191
BLK: 2,SNR1: 0.65742 ,SNR2: 3.6548
2033+375 2026/04/26 21.12UT FUJI -KISO
C_{peak}= 0.107
t_{peak}= 0.980
t_{edge}= 1.100
t_{centr}= 1.064

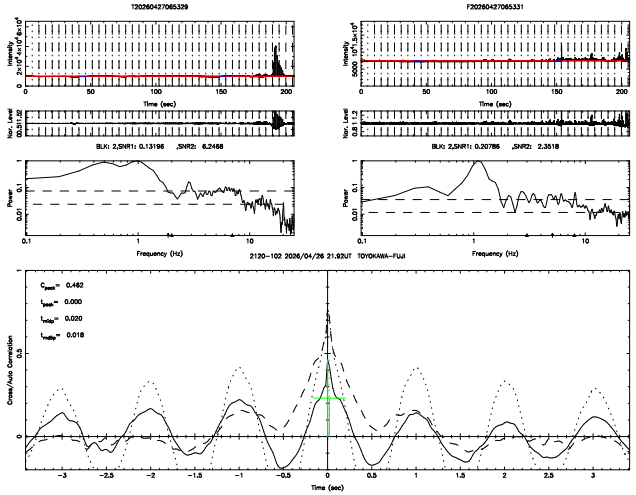
T20260427065329
F20260427065331
BLK: 2,SNR1: 0.13196 ,SNR2: 6.2468
BLK: 2,SNR1: 0.20786 ,SNR2: 2.3518
2120−102 2026/04/26 21.92UT TOYOKAWA−FUJI
C_{peak}= 0.462
t_{peak}= 0.000
t_{edge}= 0.020
t_{radio}= 0.018

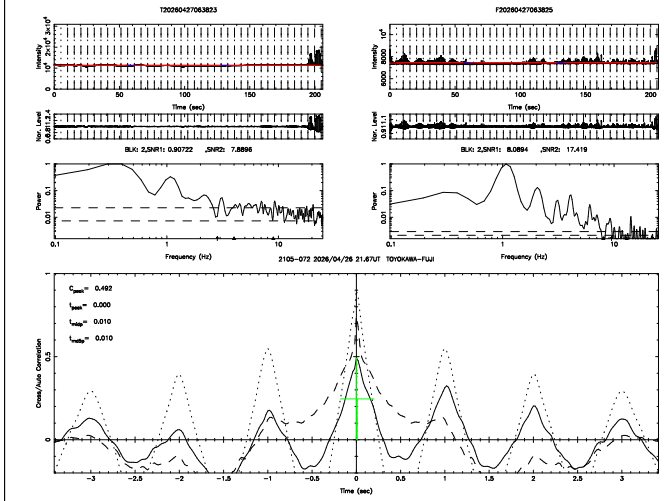
T20260427063823
F20260427063825
BLK: 2,SNR1: 0.90722 ,SNR2: 7.8896
BLK: 2,SNR1: 8.0894 ,SNR2: 17.419
2105−072 2026/04/26 21.67UT TOYOKAWA−FUJI
C_{peak}= 0.492
t_{peak}= 0.000
t_{edge}= 0.010
t_{radio}= 0.010

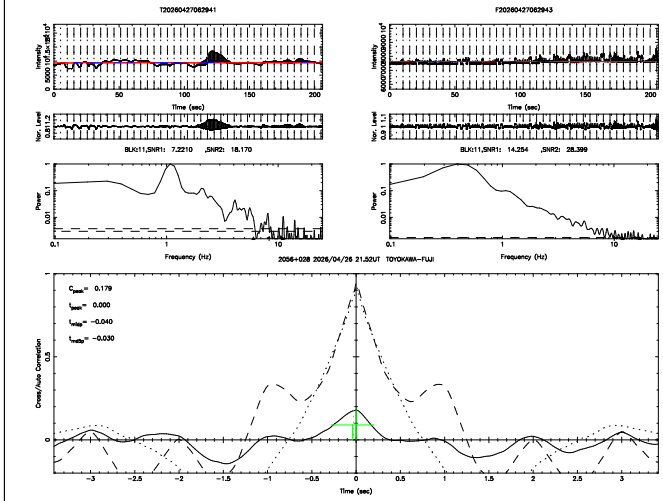
T20260427062941
F20260427062943
BLK:11,SNR1: 7.2210 ,SNR2: 18.170
BLK:11,SNR1: 14.254 ,SNR2: 28.399
2056+028 2026/04/26 21.52UT TOYOKAWA−FUJI
C_{peak}= 0.179
t_{peak}= 0.000
t_{edge}= −0.040
t_{radio}= −0.030

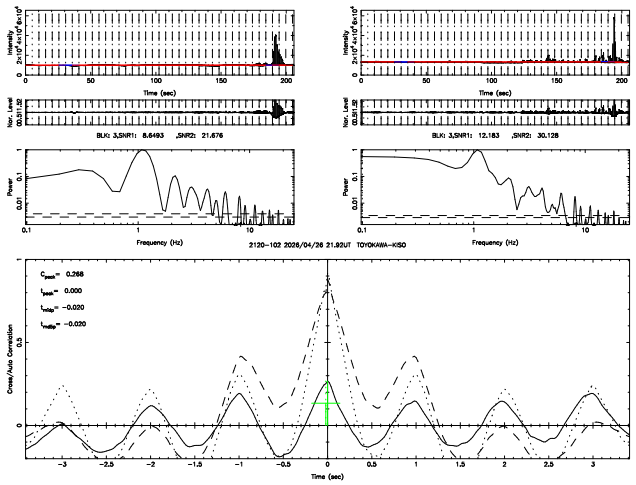
T20260427065329
K20260427065326
BLK: 3,SNR1: 5.6493 ,SNR2: 21.676
BLK: 3,SNR1: 12.183 ,SNR2: 30.128
2120−102 2026/04/26 21.92UT TOYOKAWA−KISO
C_{peak}= 0.268
t_{peak}= 0.000
t_{edge}= −0.020
t_{radio}= −0.020

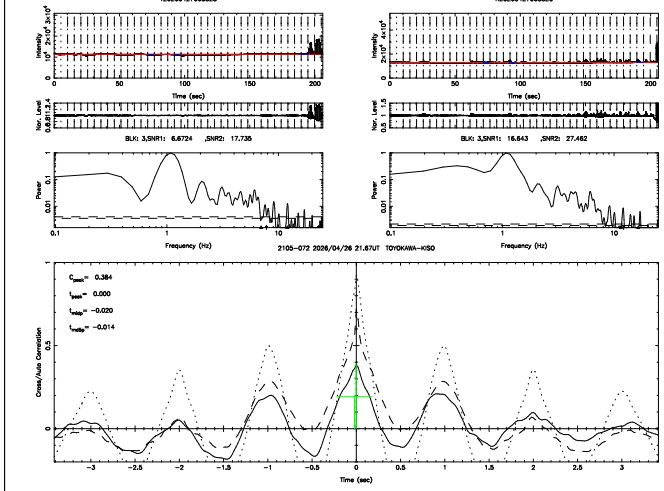
T20260427063823
K20260427063820
BLK: 3,SNR1: 6.6724 ,SNR2: 17.735
BLK: 3,SNR1: 16.643 ,SNR2: 27.462
2105−072 2026/04/26 21.67UT TOYOKAWA−KISO
C_{peak}= 0.384
t_{peak}= 0.000
t_{edge}= −0.020
t_{radio}= −0.014

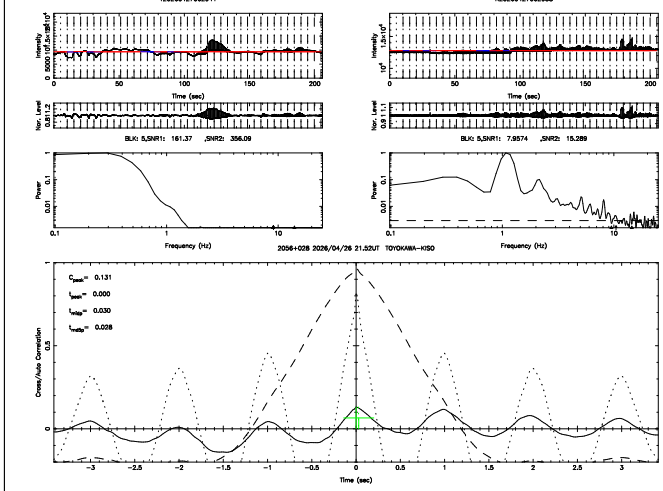
T20260427062941
K20260427062938
BLK: 5,SNR1: 161.37 ,SNR2: 356.09
BLK: 5,SNR1: 7.9574 ,SNR2: 15.289
2056+028 2026/04/26 21.52UT TOYOKAWA−KISO
C_{peak}= 0.131
t_{peak}= 0.000
t_{edge}= 0.030
t_{radio}= 0.028

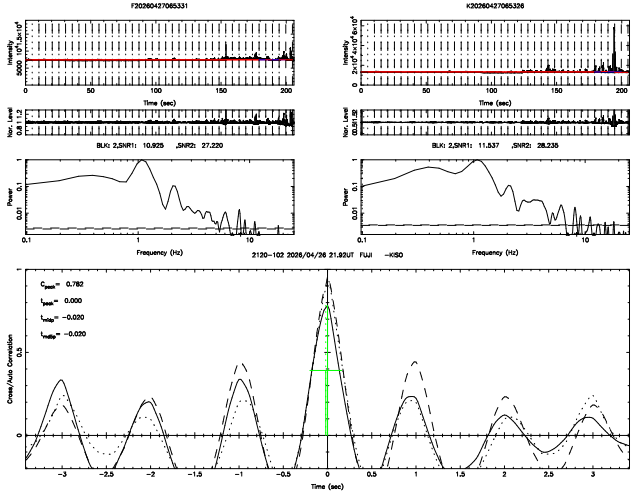
F20260427065331
K20260427065326
BLK: 2,SNR1: 10.925 ,SNR2: 27.220
BLK: 2,SNR1: 11.537 ,SNR2: 28.235
2120−102 2026/04/26 21.92UT FUJI −KISO
C_{peak}= 0.782
t_{peak}= 0.000
t_{edge}= −0.020
t_{radio}= −0.020

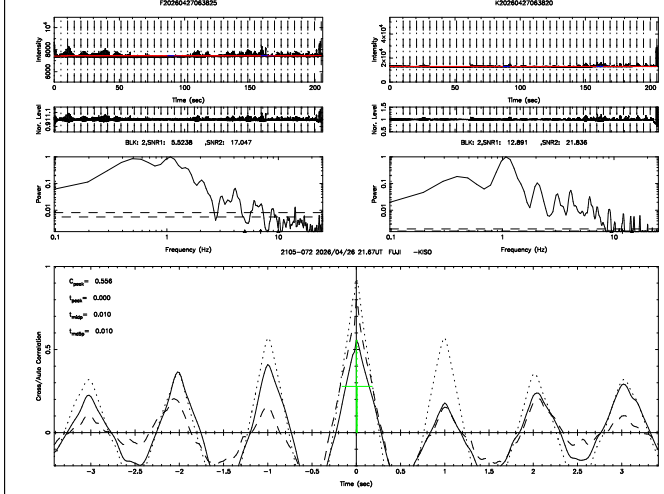
F20260427063825
K20260427063820
BLK: 2,SNR1: 5.5238 ,SNR2: 17.047
BLK: 2,SNR1: 12.891 ,SNR2: 21.836
2105−072 2026/04/26 21.67UT FUJI −KISO
C_{peak}= 0.556
t_{peak}= 0.000
t_{edge}= 0.010
t_{radio}= 0.010

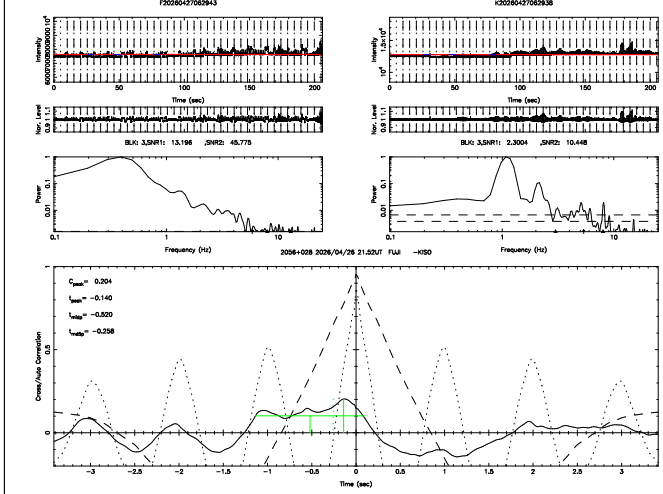
F20260427062943
K20260427062938
BLK: 3,SNR1: 13.196 ,SNR2: 45.775
BLK: 3,SNR1: 2.3004 ,SNR2: 10.448
2056+028 2026/04/26 21.52UT FUJI −KISO
C_{peak}= 0.204
t_{peak}= −0.140
t_{edge}= −0.520
t_{radio}= −0.258

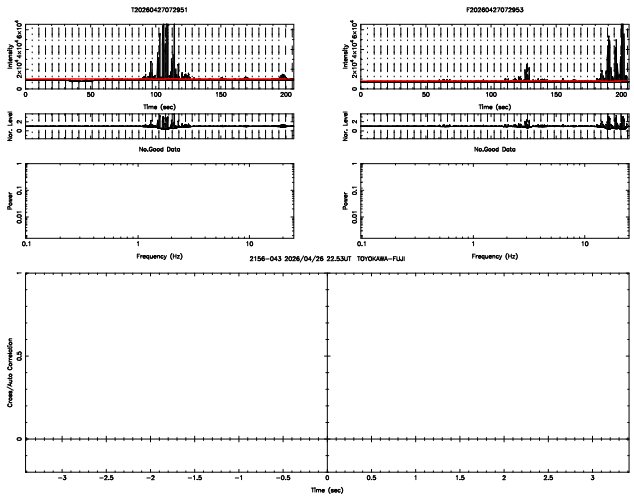
T20260427072951
F20260427072953
No.Good Data
No.Good Data
2156-043 2026/04/26 22.53UT TOYOKAWA-FUJI

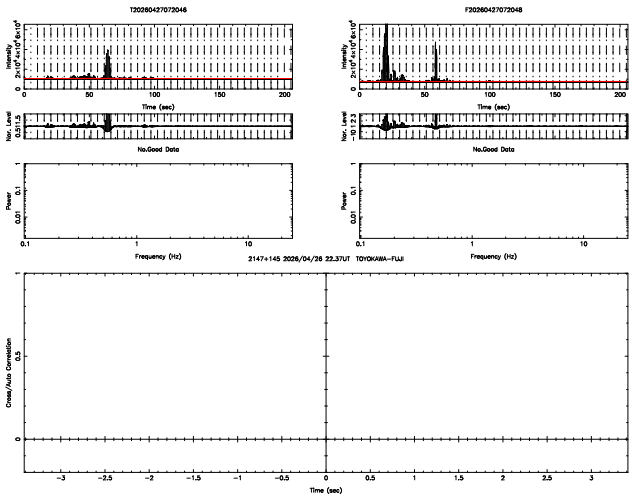
T20260427072046
F20260427072048
No.Good Data
No.Good Data
2147+145 2026/04/26 22.37UT TOYOKAWA-FUJI

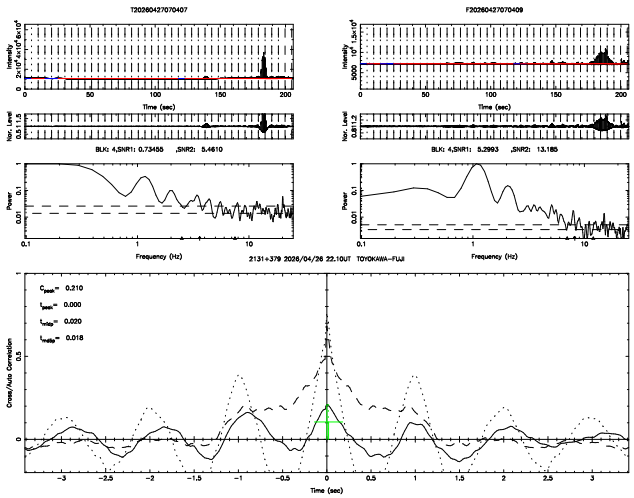
T20260427070407
F20260427070409
BLK: 4,SNR1: 0.73455 ,SNR2: 5.4610
BLK: 4,SNR1: 5.2993 ,SNR2: 13.185
2131+379 2026/04/26 22.10UT TOYOKAWA-FUJI
C_peak= 0.210
t_peak= 0.000
t_ntp= 0.020
t_mdp= 0.018

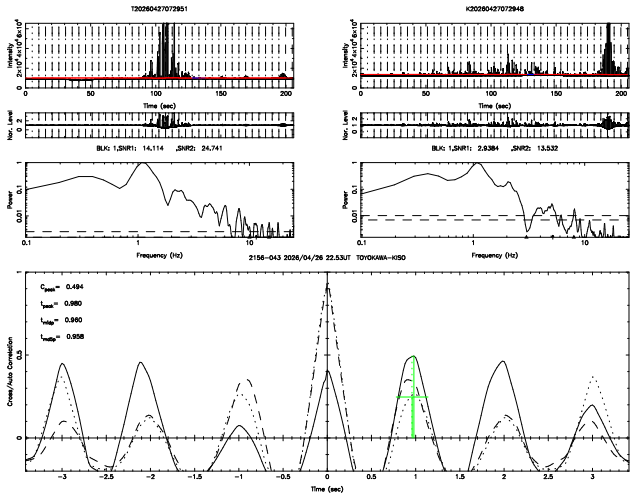
T20260427072951
K20260427072948
BLK: 1,SNR1: 14.114 ,SNR2: 24.741
BLK: 1,SNR1: 2.9384 ,SNR2: 13.532
2156-043 2026/04/26 22.53UT TOYOKAWA-KISO
C_peak= 0.494
t_peak= 0.980
t_ntp= 0.960
t_mdp= 0.958

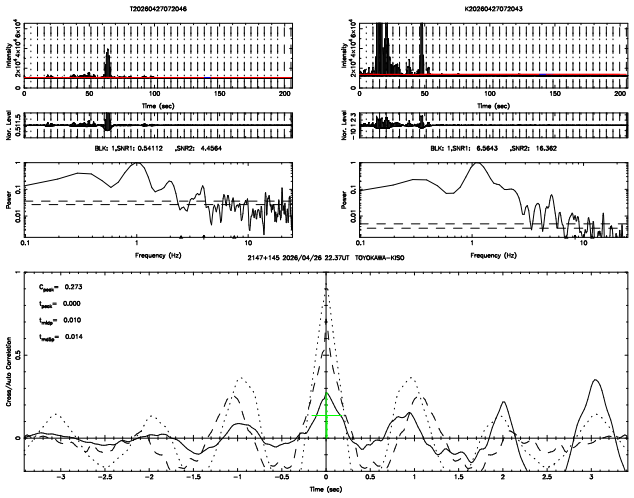
T20260427072046
K20260427072043
BLK: 1,SNR1: 0.54112 ,SNR2: 4.4564
BLK: 1,SNR1: 6.5643 ,SNR2: 16.362
2147+145 2026/04/26 22.37UT TOYOKAWA-KISO
C_peak= 0.273
t_peak= 0.000
t_ntp= 0.010
t_mdp= 0.014

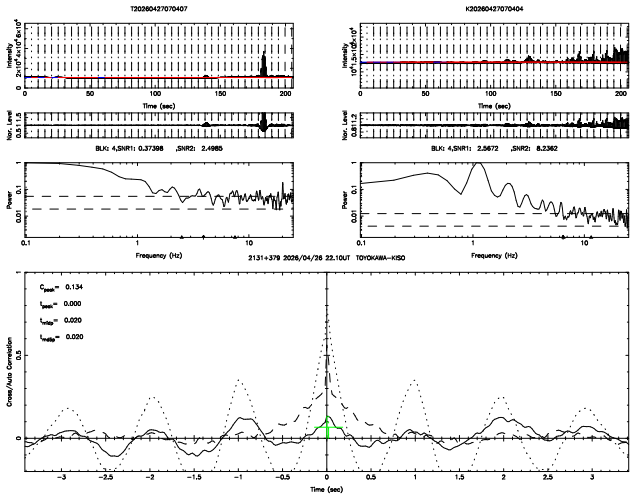
T20260427070407
K20260427070404
BLK: 4,SNR1: 0.37398 ,SNR2: 2.4985
BLK: 4,SNR1: 2.5672 ,SNR2: 8.2362
2131+379 2026/04/26 22.10UT TOYOKAWA-KISO
C_peak= 0.134
t_peak= 0.000
t_ntp= 0.020
t_mdp= 0.020

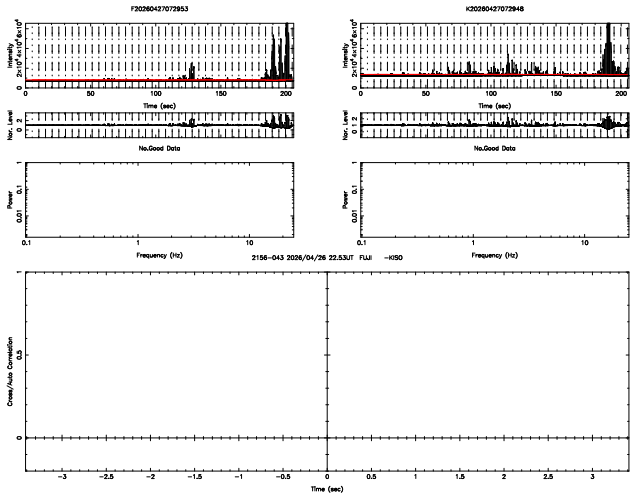
F20260427072953
K20260427072948
No.Good Data
No.Good Data
2156-043 2026/04/26 22.53UT FUJI -KISO

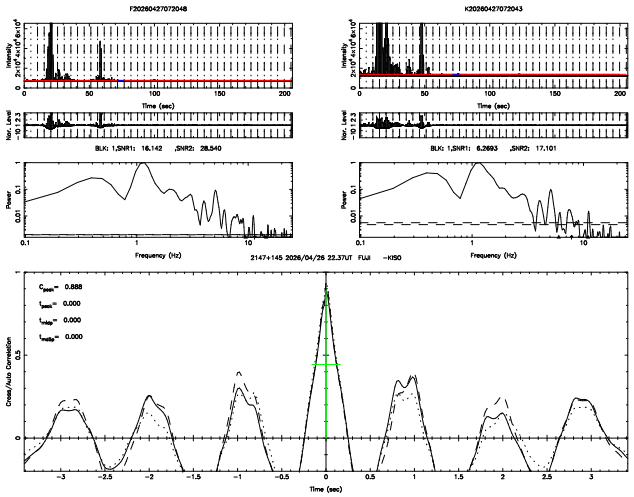
F20260427072046
K20260427072043
BLK: 1,SNR1: 16.142 ,SNR2: 28.540
BLK: 1,SNR1: 6.2693 ,SNR2: 17.101
2147+145 2026/04/26 22.37UT FUJI -KISO
C_peak= 0.888
t_peak= 0.000
t_ntp= 0.000
t_mdp= 0.000

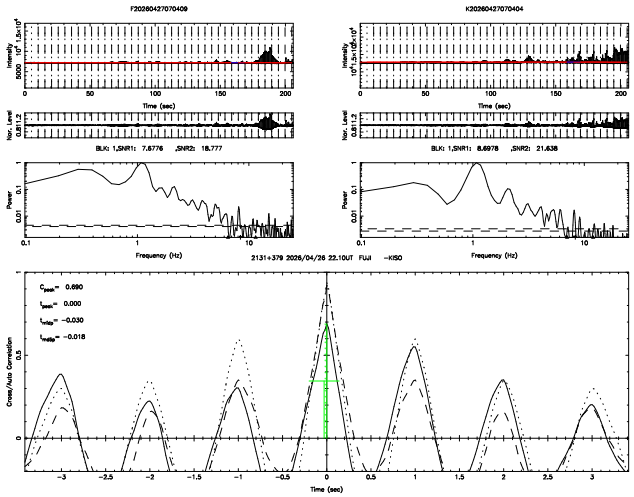
F20260427070409
K20260427070404
BLK: 1,SNR1: 7.5776 ,SNR2: 18.777
BLK: 1,SNR1: 8.6978 ,SNR2: 21.638
2131+379 2026/04/26 22.10UT FUJI -KISO
C_peak= 0.690
t_peak= 0.000
t_ntp= -0.030
t_mdp= -0.018

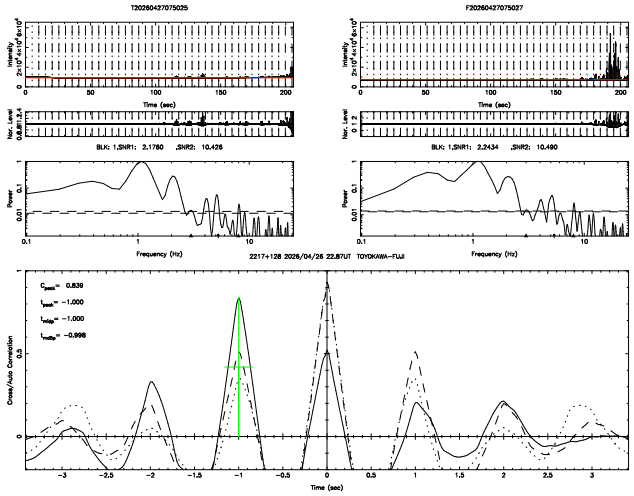
T20260427075025
F20260427075027
BLK: 1,SNR1: 2.1760 ,SNR2: 10.426
BLK: 1,SNR1: 2.2434 ,SNR2: 10.490
2217+128 2026/04/26 22.87UT TOYOKAWA-FUJI
C_{peak}= 0.839
t_{peak}= −1.000
t_{edge}= −1.000
t_{cntr}= −0.998

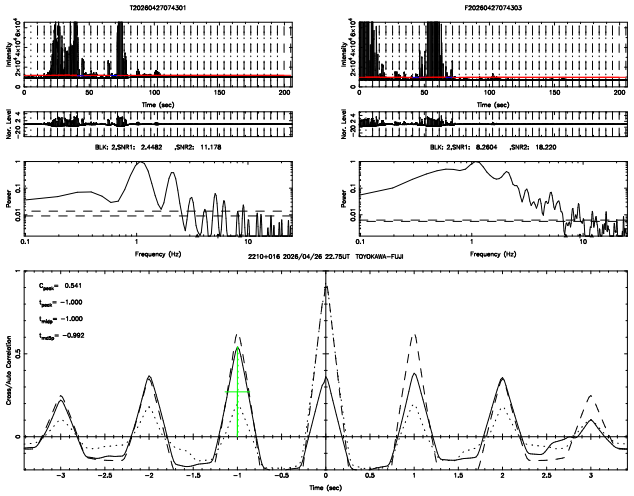
T20260427074301
F20260427074303
BLK: 2,SNR1: 2.4482 ,SNR2: 11.178
BLK: 2,SNR1: 8.2604 ,SNR2: 18.220
2210+016 2026/04/26 22.75UT TOYOKAWA-FUJI
C_{peak}= 0.541
t_{peak}= −1.000
t_{edge}= −1.000
t_{cntr}= −0.992

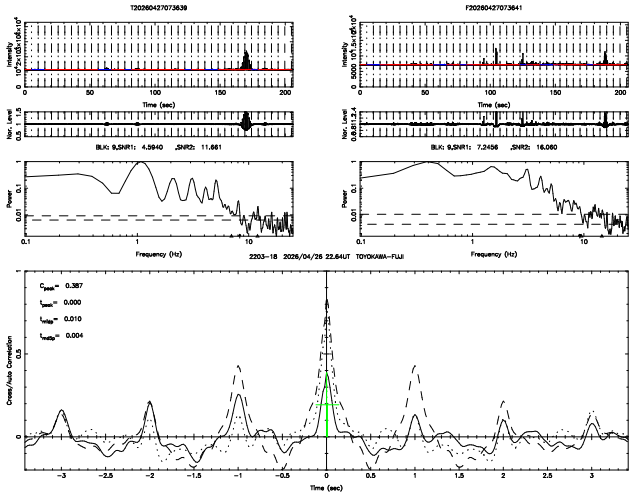
T20260427073639
F20260427073641
BLK: 9,SNR1: 4.5940 ,SNR2: 11.661
BLK: 9,SNR1: 7.2456 ,SNR2: 16.060
2203−18 2026/04/26 22.64UT TOYOKAWA-FUJI
C_{peak}= 0.387
t_{peak}= 0.000
t_{edge}= 0.010
t_{cntr}= 0.004

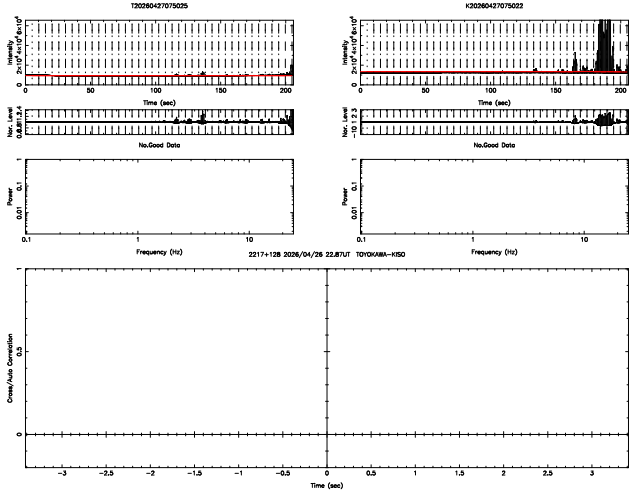
T20260427075025
K20260427075022
No.Good Data
No.Good Data
2217+128 2026/04/26 22.87UT TOYOKAWA-KISO

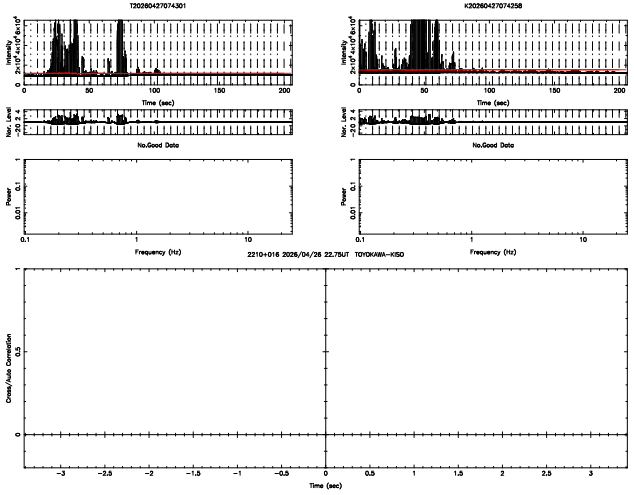
T20260427074301
K20260427074258
No.Good Data
No.Good Data
2210+016 2026/04/26 22.75UT TOYOKAWA-KISO

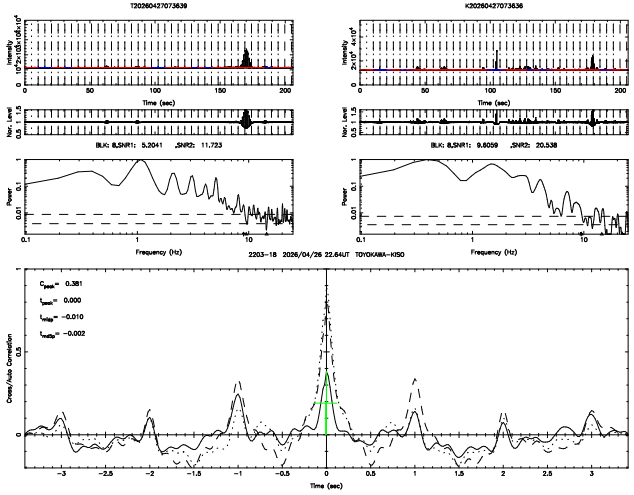
T20260427073639
K20260427073636
BLK: 8,SNR1: 5.2041 ,SNR2: 11.723
BLK: 8,SNR1: 9.6059 ,SNR2: 20.538
2203−18 2026/04/26 22.64UT TOYOKAWA-KISO
C_{peak}= 0.381
t_{peak}= 0.000
t_{edge}= −0.010
t_{cntr}= −0.002

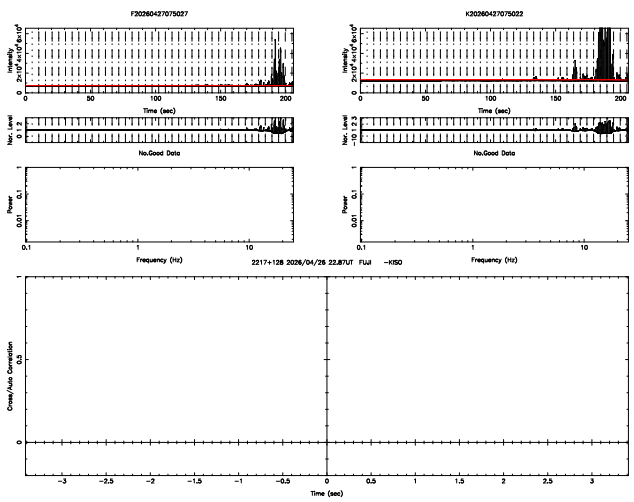
F20260427075027
K20260427075022
No.Good Data
No.Good Data
2217+128 2026/04/26 22.87UT FUJI -KISO

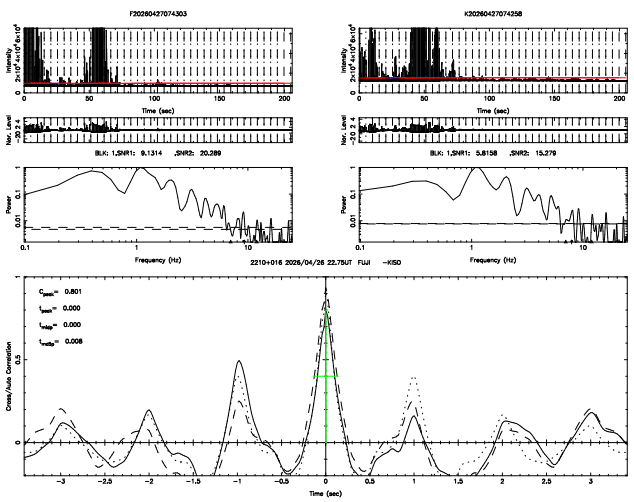
F20260427074303
K20260427074258
BLK: 1,SNR1: 9.1314 ,SNR2: 20.289
BLK: 1,SNR1: 5.8158 ,SNR2: 15.279
2210+016 2026/04/26 22.75UT FUJI -KISO
C_{peak}= 0.801
t_{peak}= 0.000
t_{edge}= 0.000
t_{cntr}= 0.006

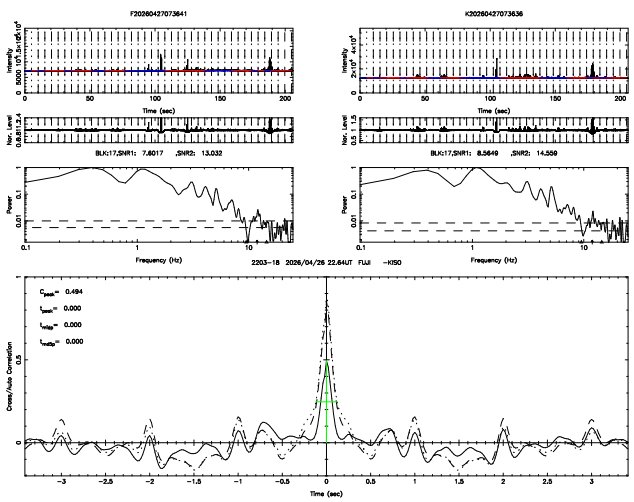
F20260427073641
K20260427073636
BLK:17,SNR1: 7.6017 ,SNR2: 13.032
BLK:17,SNR1: 8.5649 ,SNR2: 14.559
2203−18 2026/04/26 22.64UT FUJI -KISO
C_{peak}= 0.494
t_{peak}= 0.000
t_{edge}= 0.000
t_{cntr}= 0.000

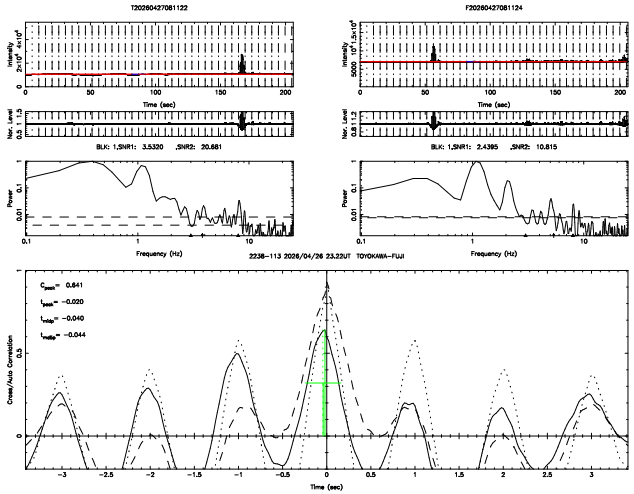
T20260427081122
F20260427081124
BLK: 1,SNR1: 3.5330 ,SNR2: 20.681
BLK: 1,SNR1: 2.4395 ,SNR2: 10.815
2238−113 2026/04/26 23.22UT TOYOKAWA−FUJI
C_{peak}= 0.641
t_{peak}= −0.020
t_{ntop}= −0.040
t_{nstp}= −0.044

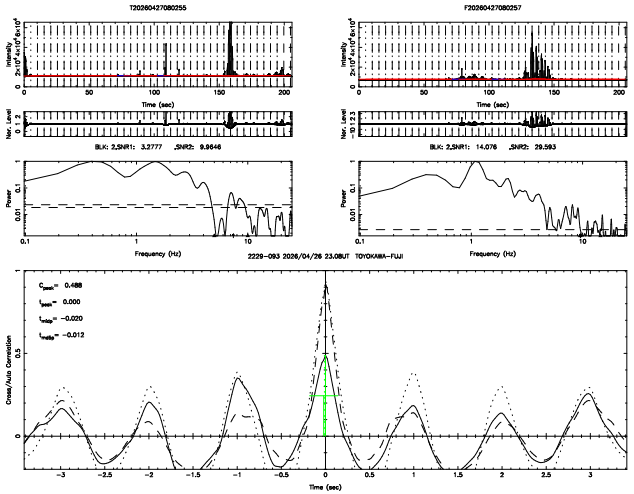
T20260427080255
F20260427080257
BLK: 2,SNR1: 3.2777 ,SNR2: 9.9646
BLK: 2,SNR1: 14.076 ,SNR2: 29.593
2229−093 2026/04/26 23.08UT TOYOKAWA−FUJI
C_{peak}= 0.488
t_{peak}= 0.000
t_{ntop}= −0.020
t_{nstp}= −0.012

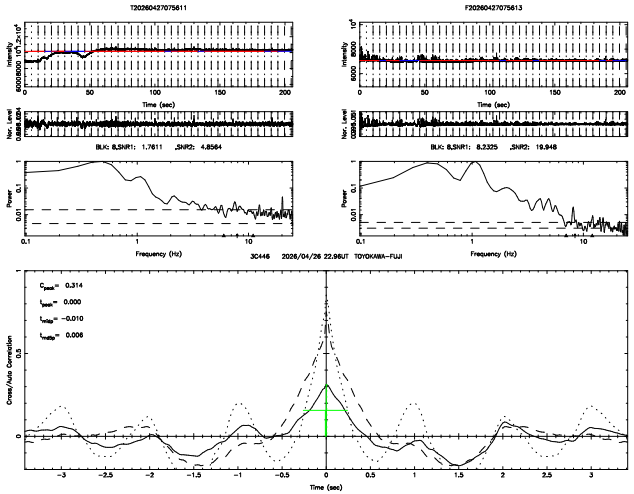
T20260427075611
F20260427075613
BLK: 8,SNR1: 1.7611 ,SNR2: 4.8564
BLK: 8,SNR1: 8.2325 ,SNR2: 19.948
3C446 2026/04/26 22.96UT TOYOKAWA−FUJI
C_{peak}= 0.314
t_{peak}= 0.000
t_{ntop}= −0.010
t_{nstp}= 0.006

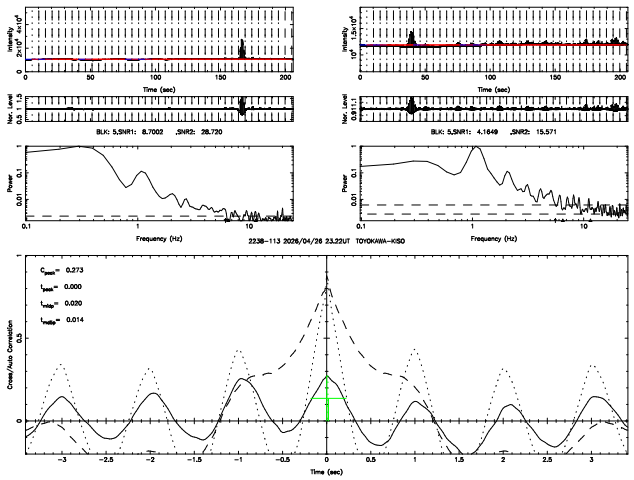
T20260427081122
K20260427081119
BLK: 5,SNR1: 8.7002 ,SNR2: 28.720
BLK: 5,SNR1: 4.1649 ,SNR2: 15.571
2238−113 2026/04/26 23.22UT TOYOKAWA−KISO
C_{peak}= 0.273
t_{peak}= 0.000
t_{ntop}= 0.020
t_{nstp}= 0.014

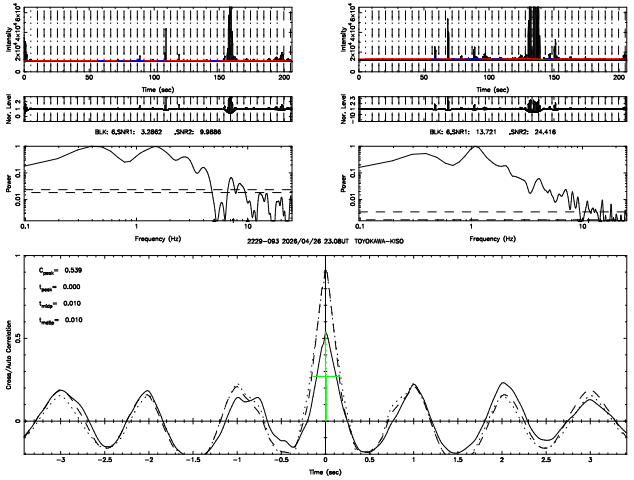
T20260427080255
K20260427080252
BLK: 6,SNR1: 3.3863 ,SNR2: 9.9886
BLK: 6,SNR1: 13.721 ,SNR2: 24.416
2229−093 2026/04/26 23.08UT TOYOKAWA−KISO
C_{peak}= 0.539
t_{peak}= 0.000
t_{ntop}= 0.010
t_{nstp}= 0.010

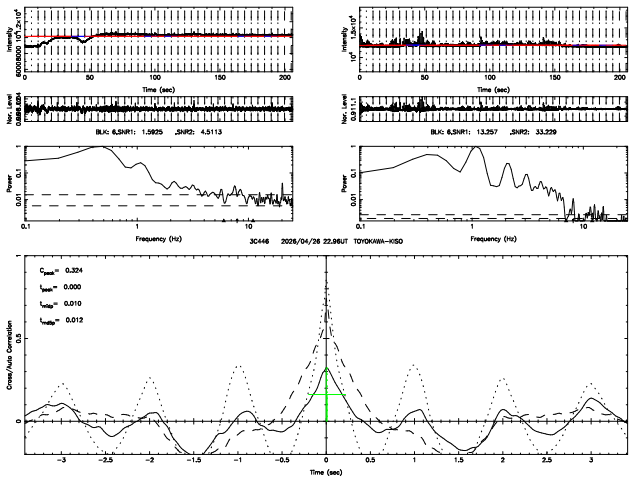
T20260427075611
K20260427075608
BLK: 6,SNR1: 1.5935 ,SNR2: 4.5113
BLK: 6,SNR1: 13.257 ,SNR2: 33.229
3C446 2026/04/26 22.96UT TOYOKAWA−KISO
C_{peak}= 0.324
t_{peak}= 0.000
t_{ntop}= 0.010
t_{nstp}= 0.012

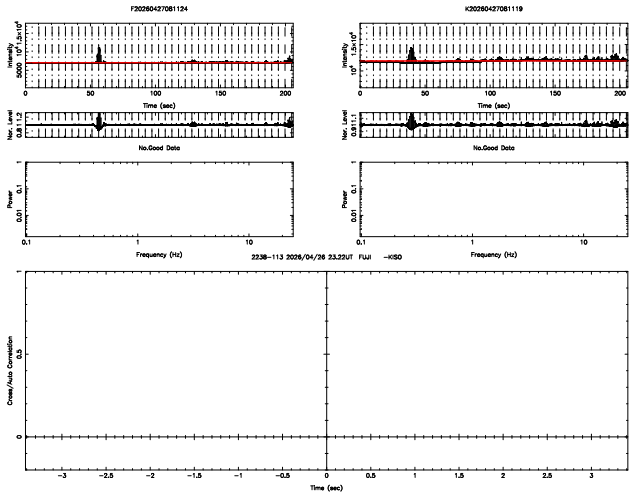
F20260427081124
K20260427081119
No.Good Data
No.Good Data
2238−113 2026/04/26 23.22UT FUJI −KISO

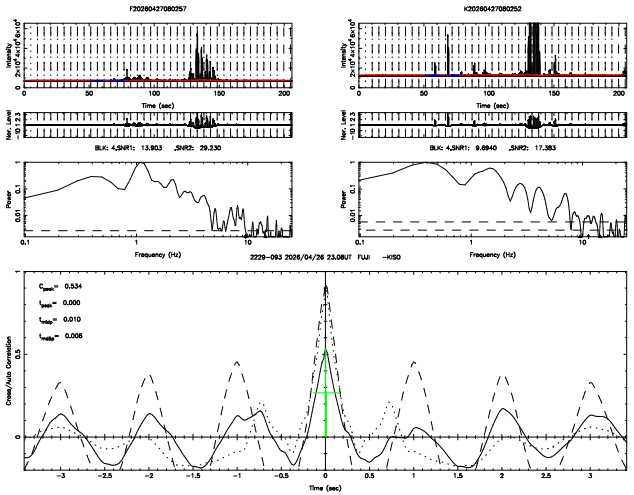
F20260427080257
K20260427080252
BLK: 4,SNR1: 13.903 ,SNR2: 29.230
BLK: 4,SNR1: 9.6940 ,SNR2: 17.383
2229−093 2026/04/26 23.08UT FUJI −KISO
C_{peak}= 0.534
t_{peak}= 0.000
t_{ntop}= 0.010
t_{nstp}= 0.008

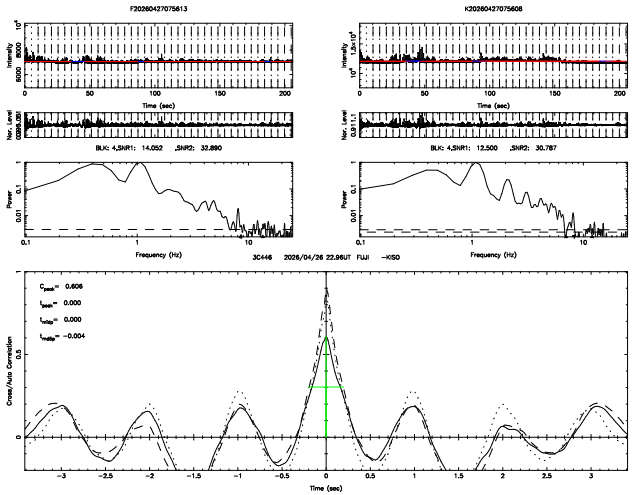
F20260427075613
K20260427075608
BLK: 4,SNR1: 14.052 ,SNR2: 32.890
BLK: 4,SNR1: 12.500 ,SNR2: 30.787
3C446 2026/04/26 22.96UT FUJI −KISO
C_{peak}= 0.606
t_{peak}= 0.000
t_{ntop}= 0.000
t_{nstp}= −0.004

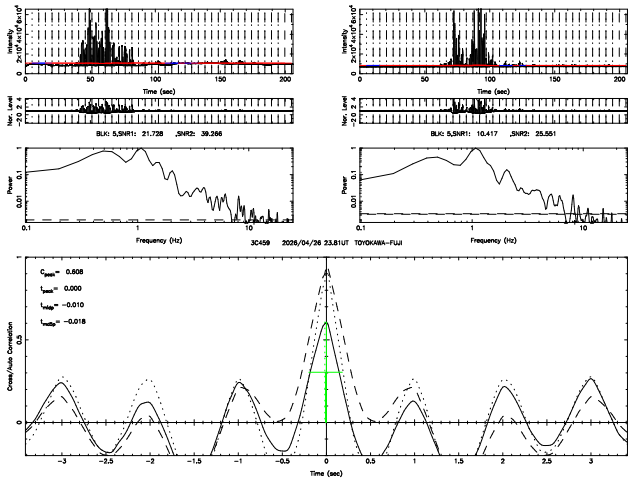
T20260427084647
F20260427084649
BLK: 5,SNR1: 21.728 ,SNR2: 39.266
BLK: 5,SNR1: 10.417 ,SNR2: 25.551
3C459 2026/04/26 23.81UT TOYOKAWA-FUJI
C_{peak}= 0.508
t_{peak}= 0.000
t_{rise}= −0.010
t_{rise}= −0.018

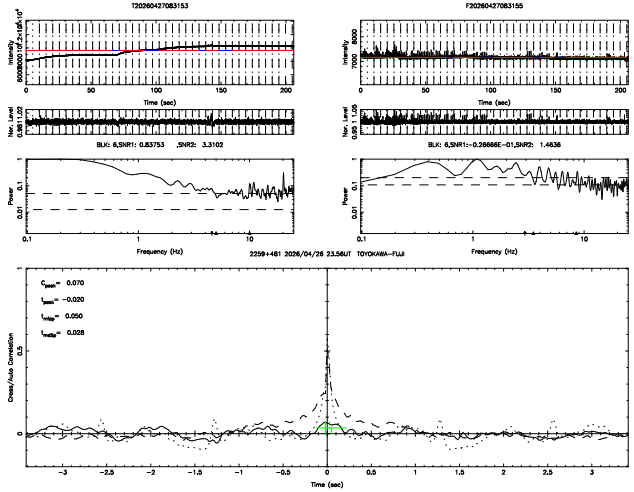
T20260427083153
F20260427083155
BLK: 6,SNR1: 0.83753 ,SNR2: 3.3102
BLK: 6,SNR1:−0.26666E−01,SNR2: 1.4636
2259+481 2026/04/26 23.56UT TOYOKAWA-FUJI
C_{peak}= 0.070
t_{peak}= −0.020
t_{rise}= 0.050
t_{rise}= 0.028

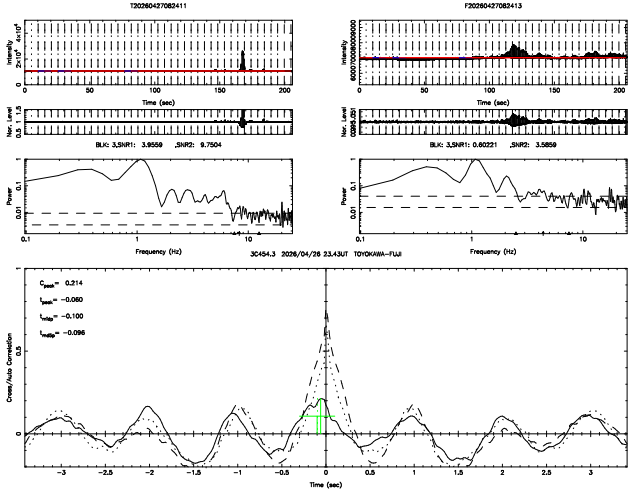
T20260427082411
F20260427082413
BLK: 3,SNR1: 3.9559 ,SNR2: 9.7504
BLK: 3,SNR1: 0.60221 ,SNR2: 3.5859
3C454.3 2026/04/26 23.43UT TOYOKAWA-FUJI
C_{peak}= 0.214
t_{peak}= −0.060
t_{rise}= −0.100
t_{rise}= −0.096

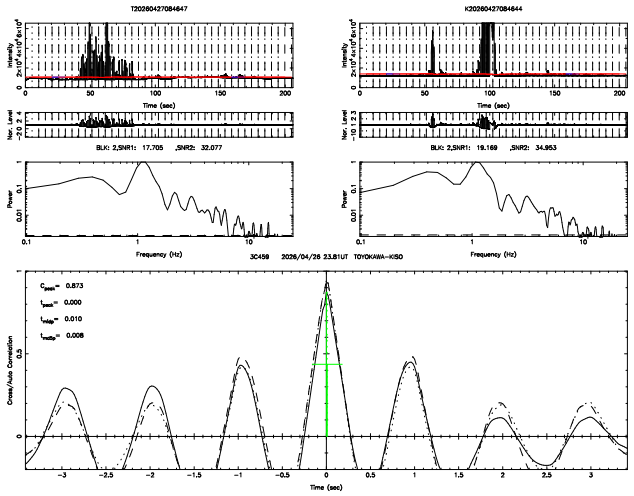
T20260427084647
K20260427084644
BLK: 2,SNR1: 17.705 ,SNR2: 32.077
BLK: 2,SNR1: 19.169 ,SNR2: 34.953
3C459 2026/04/26 23.81UT TOYOKAWA-KISO
C_{peak}= 0.873
t_{peak}= 0.000
t_{rise}= 0.010
t_{rise}= 0.008

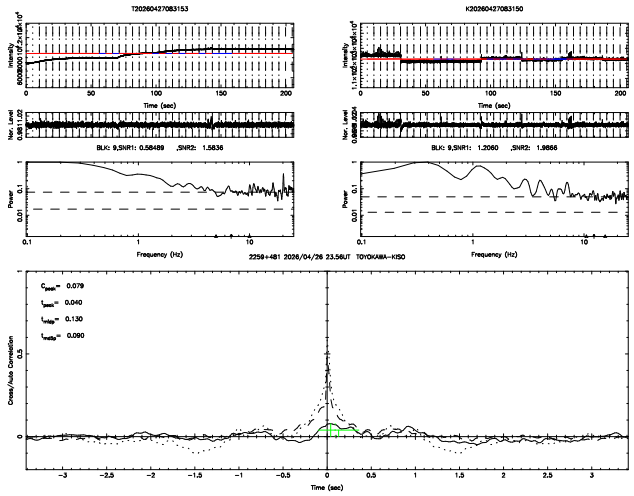
T20260427083153
K20260427083150
BLK: 9,SNR1: 0.58489 ,SNR2: 1.5838
BLK: 9,SNR1: 1.2060 ,SNR2: 1.9666
2259+481 2026/04/26 23.56UT TOYOKAWA-KISO
C_{peak}= 0.079
t_{peak}= 0.040
t_{rise}= 0.130
t_{rise}= 0.090

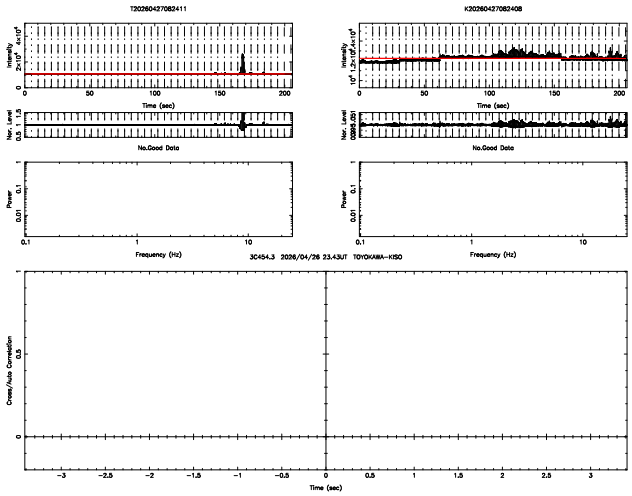
T20260427082411
K20260427082408
No.Good Data
No.Good Data
3C454.3 2026/04/26 23.43UT TOYOKAWA-KISO

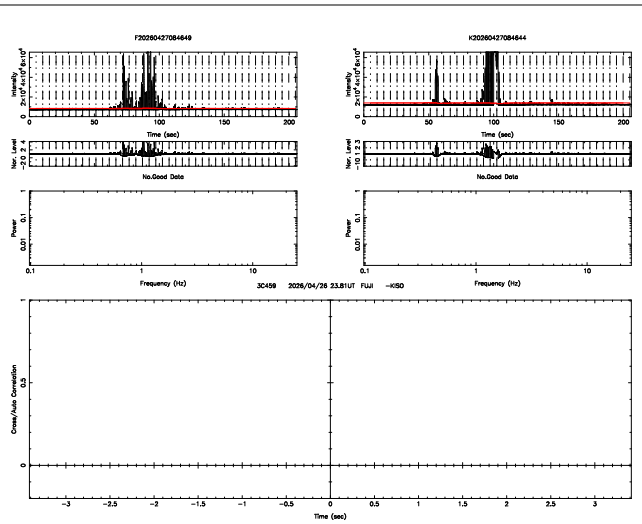
F20260427084649
K20260427084644
No.Good Data
No.Good Data
3C459 2026/04/26 23.81UT FUJI -KISO

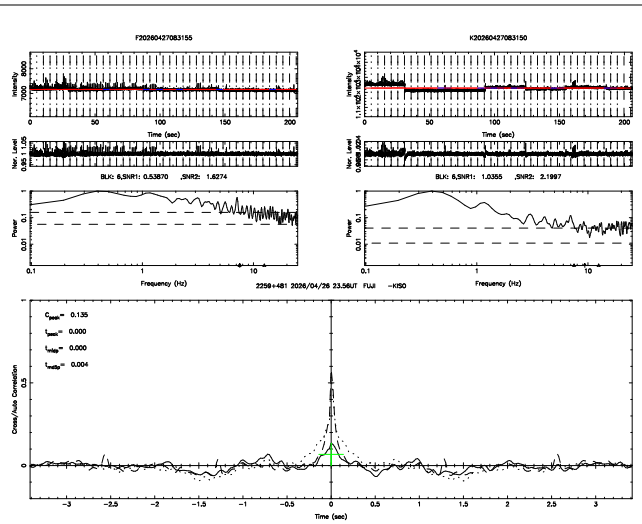
F20260427083155
K20260427083150
BLK: 6,SNR1: 0.53870 ,SNR2: 1.6274
BLK: 6,SNR1: 1.0355 ,SNR2: 2.1997
2259+481 2026/04/26 23.56UT FUJI -KISO
C_{peak}= 0.135
t_{peak}= 0.000
t_{rise}= 0.000
t_{rise}= 0.004

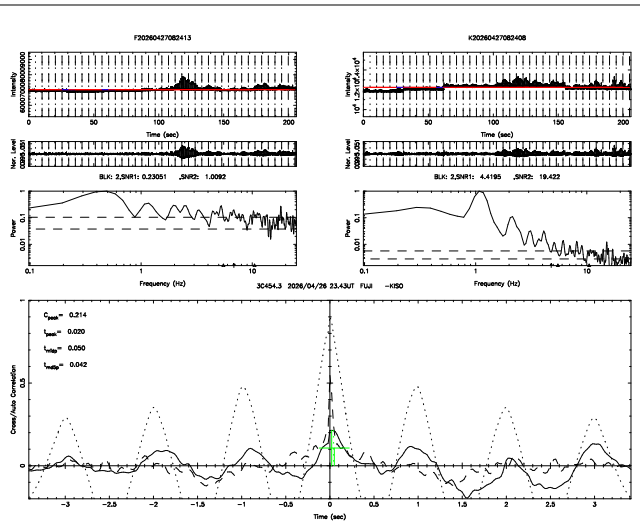
F20260427082413
K20260427082408
BLK: 2,SNR1: 0.23051 ,SNR2: 1.0092
BLK: 2,SNR1: 4.4195 ,SNR2: 19.422
3C454.3 2026/04/26 23.43UT FUJI -KISO
C_{peak}= 0.214
t_{peak}= 0.020
t_{rise}= 0.050
t_{rise}= 0.042

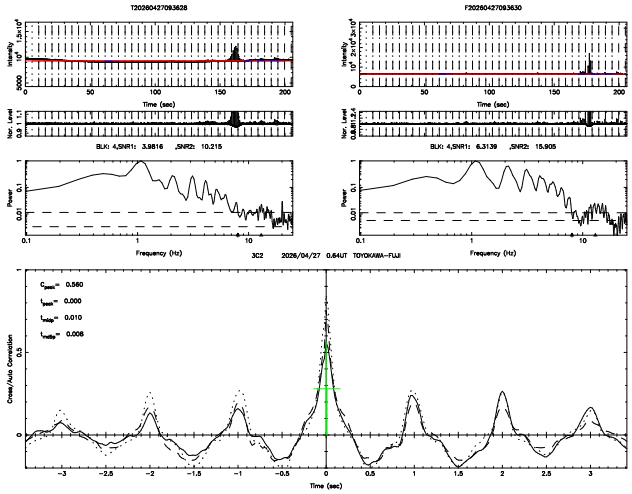
T20260427093628
F20260427093630
BLK: 4,SNR1: 3.9816 ,SNR2: 10.215
BLK: 4,SNR1: 6.3139 ,SNR2: 15.905
3C2 2026/04/27 0.64UT TOYOKAWA-FUJI
C_peak= 0.560
t_peak= 0.000
t_edge= 0.010
t_edge= 0.008

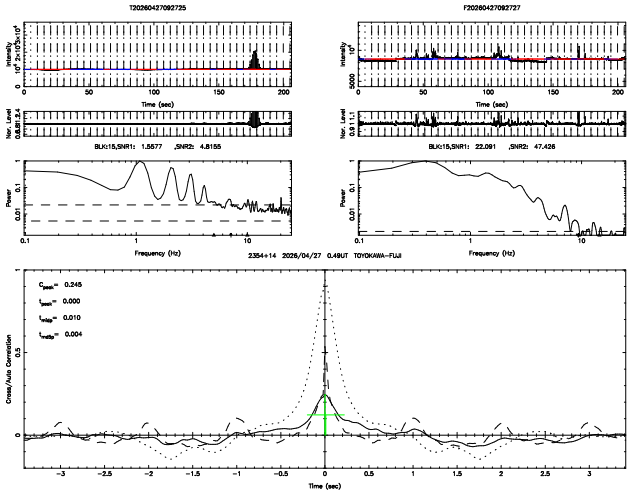
T20260427092725
F20260427092727
BLK:15,SNR1: 1.5577 ,SNR2: 4.8155
BLK:15,SNR1: 22.091 ,SNR2: 47.426
2354+14 2026/04/27 0.49UT TOYOKAWA-FUJI
C_peak= 0.245
t_peak= 0.000
t_edge= 0.010
t_edge= 0.004

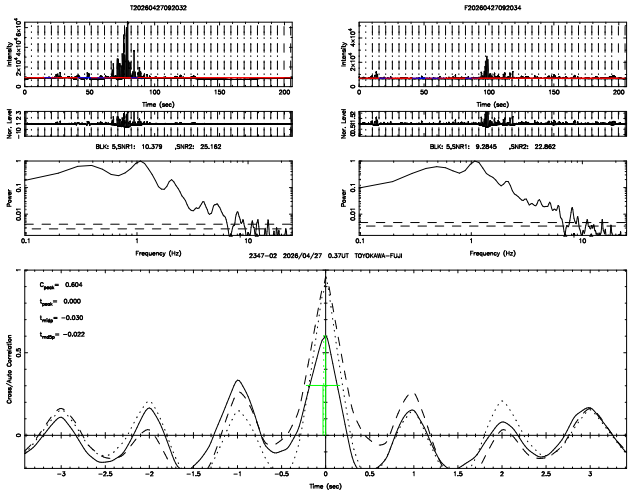
T20260427092032
F20260427092034
BLK: 5,SNR1: 10.379 ,SNR2: 25.152
BLK: 5,SNR1: 9.2845 ,SNR2: 22.862
2347-02 2026/04/27 0.37UT TOYOKAWA-FUJI
C_peak= 0.604
t_peak= 0.000
t_edge= -0.030
t_edge= -0.022

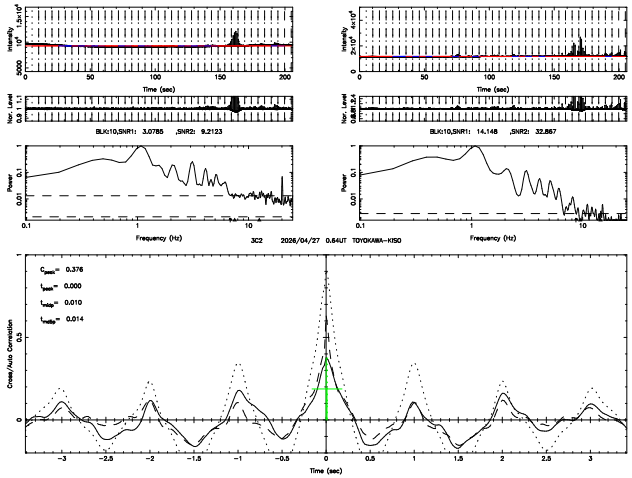
T20260427093628
K20260427093625
BLK:10,SNR1: 3.0785 ,SNR2: 9.2123
BLK:10,SNR1: 14.148 ,SNR2: 32.867
3C2 2026/04/27 0.64UT TOYOKAWA-KISO
C_peak= 0.376
t_peak= 0.000
t_edge= 0.010
t_edge= 0.014

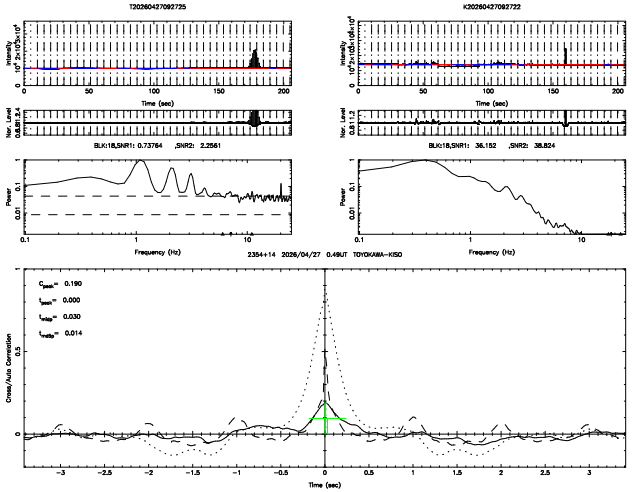
T20260427092725
K20260427092722
BLK:18,SNR1: 0.73764 ,SNR2: 2.2561
BLK:18,SNR1: 36.152 ,SNR2: 38.524
2354+14 2026/04/27 0.49UT TOYOKAWA-KISO
C_peak= 0.190
t_peak= 0.000
t_edge= 0.030
t_edge= 0.014

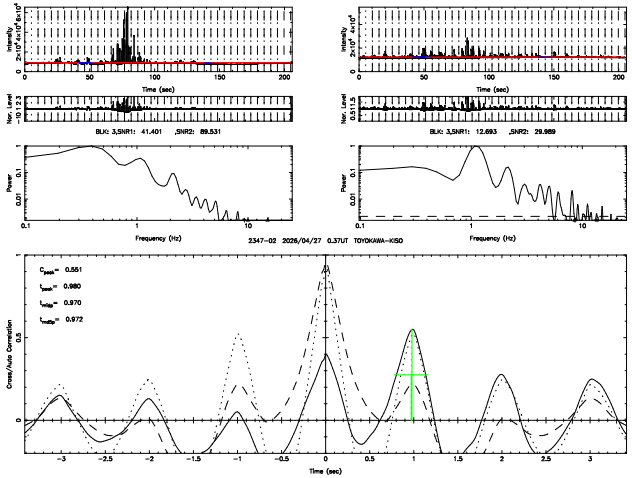
T20260427092032
K20260427092029
BLK: 3,SNR1: 41.401 ,SNR2: 89.531
BLK: 3,SNR1: 12.693 ,SNR2: 29.989
2347-02 2026/04/27 0.37UT TOYOKAWA-KISO
C_peak= 0.551
t_peak= 0.980
t_edge= 0.970
t_edge= 0.972

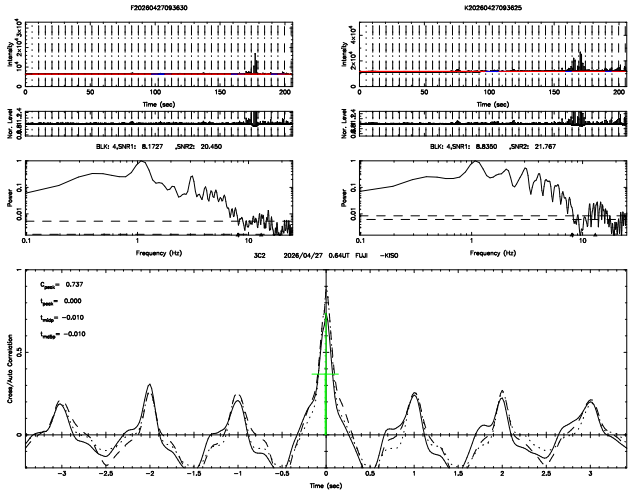
F20260427093630
K20260427093625
BLK: 4,SNR1: 8.1727 ,SNR2: 20.450
BLK: 4,SNR1: 8.8350 ,SNR2: 21.767
3C2 2026/04/27 0.64UT FUJI -KISO
C_peak= 0.737
t_peak= 0.000
t_edge= -0.010
t_edge= -0.010

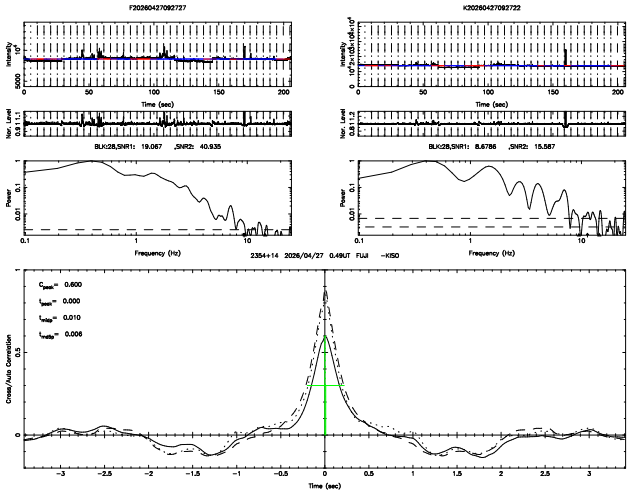
F20260427092727
K20260427092722
BLK:28,SNR1: 19.067 ,SNR2: 40.935
BLK:28,SNR1: 8.6786 ,SNR2: 15.587
2354+14 2026/04/27 0.49UT FUJI -KISO
C_peak= 0.600
t_peak= 0.000
t_edge= 0.010
t_edge= 0.006

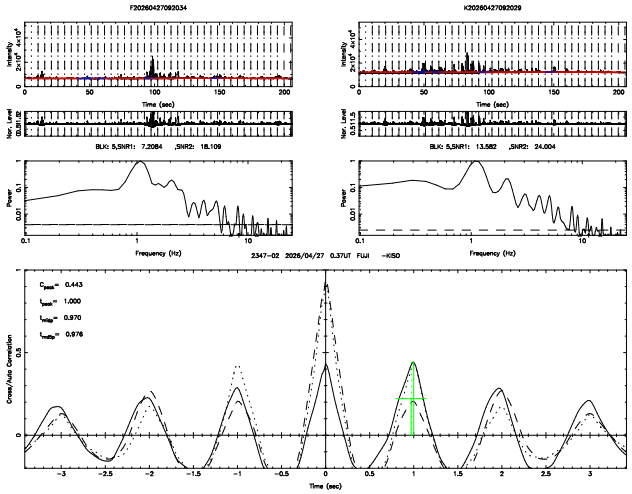
F20260427092034
K20260427092029
BLK: 5,SNR1: 7.2084 ,SNR2: 18.109
BLK: 5,SNR1: 13.582 ,SNR2: 24.004
2347-02 2026/04/27 0.37UT FUJI -KISO
C_peak= 0.443
t_peak= 1.000
t_edge= 0.970
t_edge= 0.976

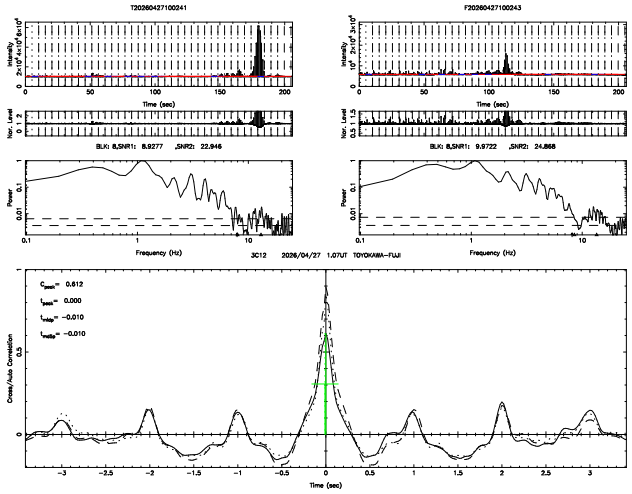
T20260427100241
F20260427100243
BLK: 8,SNR1: 8.9277 ,SNR2: 22.946
BLK: 8,SNR1: 9.9722 ,SNR2: 24.868
3C12 2026/04/27 1.07UT TOYOKAWA-FUJI
C_{peak}= 0.612
t_{peak}= 0.000
t_{ntop}= −0.010
t_{nstp}= −0.010

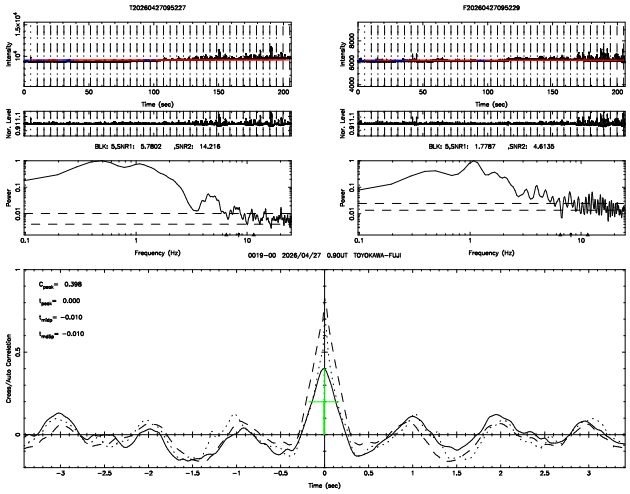
T20260427095237
F20260427095239
BLK: 5,SNR1: 5.7802 ,SNR2: 14.216
BLK: 5,SNR1: 1.7787 ,SNR2: 4.6135
0019−00 2026/04/27 0.90UT TOYOKAWA-FUJI
C_{peak}= 0.398
t_{peak}= 0.000
t_{ntop}= −0.010
t_{nstp}= −0.010

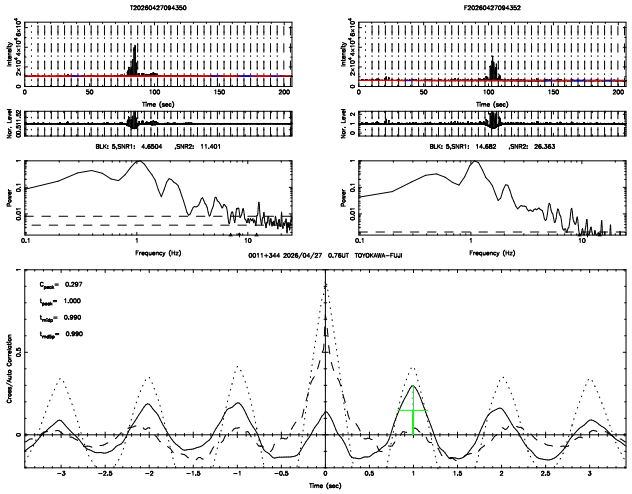
T20260427094350
F20260427094352
BLK: 5,SNR1: 4.6504 ,SNR2: 11.401
BLK: 5,SNR1: 14.682 ,SNR2: 26.363
0011+344 2026/04/27 0.76UT TOYOKAWA-FUJI
C_{peak}= 0.297
t_{peak}= 1.000
t_{ntop}= 0.990
t_{nstp}= 0.990

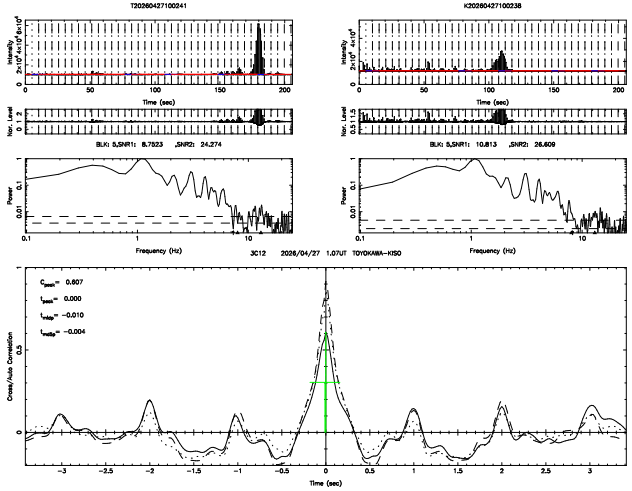
T20260427100241
K20260427100238
BLK: 5,SNR1: 8.7523 ,SNR2: 24.274
BLK: 5,SNR1: 10.813 ,SNR2: 26.609
3C12 2026/04/27 1.07UT TOYOKAWA-KISO
C_{peak}= 0.607
t_{peak}= 0.000
t_{ntop}= −0.010
t_{nstp}= −0.004

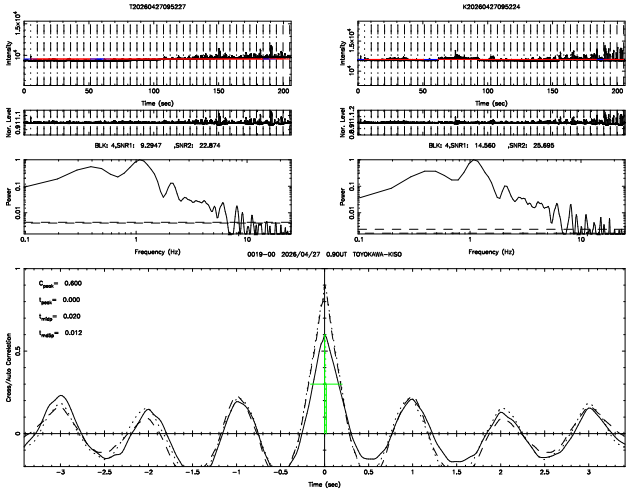
T20260427095237
K20260427095234
BLK: 4,SNR1: 9.2947 ,SNR2: 22.874
BLK: 4,SNR1: 14.560 ,SNR2: 25.695
0019−00 2026/04/27 0.90UT TOYOKAWA-KISO
C_{peak}= 0.600
t_{peak}= 0.000
t_{ntop}= 0.020
t_{nstp}= 0.012

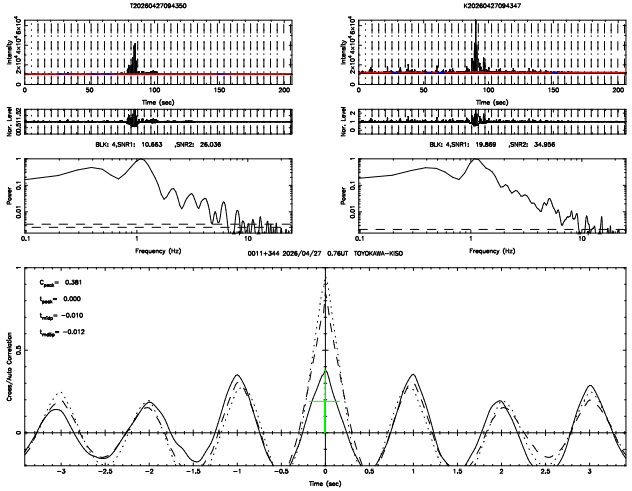
T20260427094350
K20260427094347
BLK: 4,SNR1: 10.663 ,SNR2: 26.036
BLK: 4,SNR1: 19.869 ,SNR2: 34.956
0011+344 2026/04/27 0.76UT TOYOKAWA-KISO
C_{peak}= 0.381
t_{peak}= 0.000
t_{ntop}= −0.010
t_{nstp}= −0.012

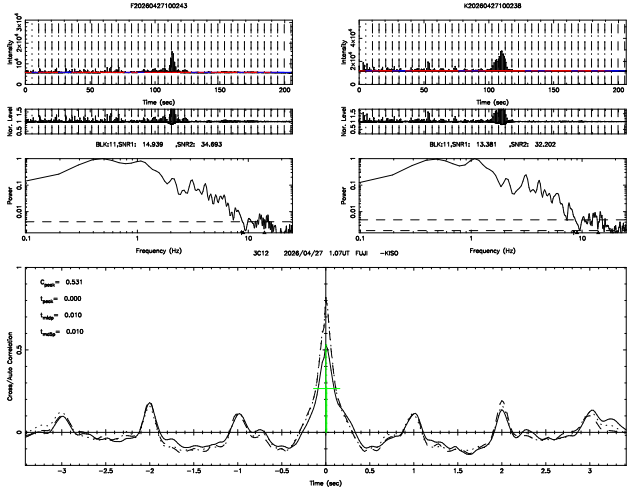
F20260427100243
K20260427100238
BLK11,SNR1: 14.939 ,SNR2: 34.693
BLK11,SNR1: 13.381 ,SNR2: 32.202
3C12 2026/04/27 1.07UT FUJI −KISO
C_{peak}= 0.531
t_{peak}= 0.000
t_{ntop}= 0.010
t_{nstp}= 0.010

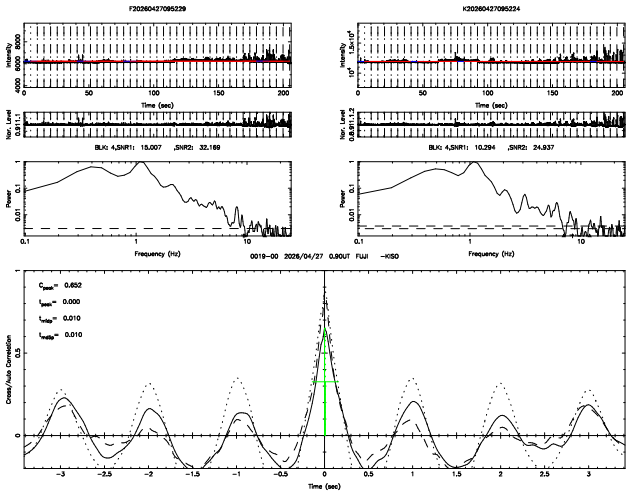
F20260427095239
K20260427095234
BLK: 4,SNR1: 15.007 ,SNR2: 32.169
BLK: 4,SNR1: 10.294 ,SNR2: 24.937
0019−00 2026/04/27 0.90UT FUJI −KISO
C_{peak}= 0.652
t_{peak}= 0.000
t_{ntop}= 0.010
t_{nstp}= 0.010

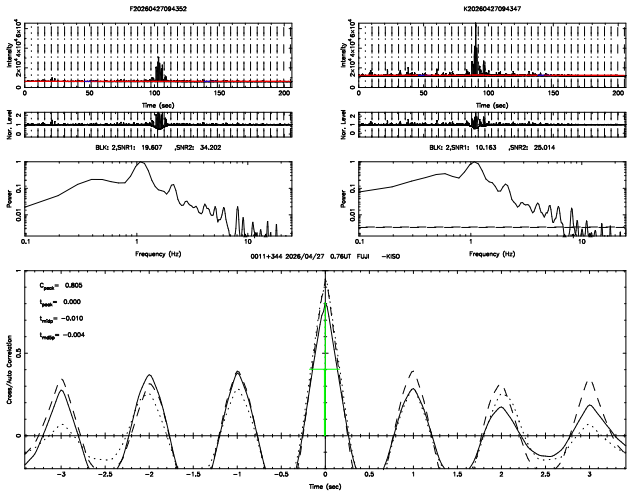
F20260427094352
K20260427094347
BLK: 2,SNR1: 19.607 ,SNR2: 34.202
BLK: 2,SNR1: 10.163 ,SNR2: 25.014
0011+344 2026/04/27 0.76UT FUJI −KISO
C_{peak}= 0.805
t_{peak}= 0.000
t_{ntop}= −0.010
t_{nstp}= −0.004

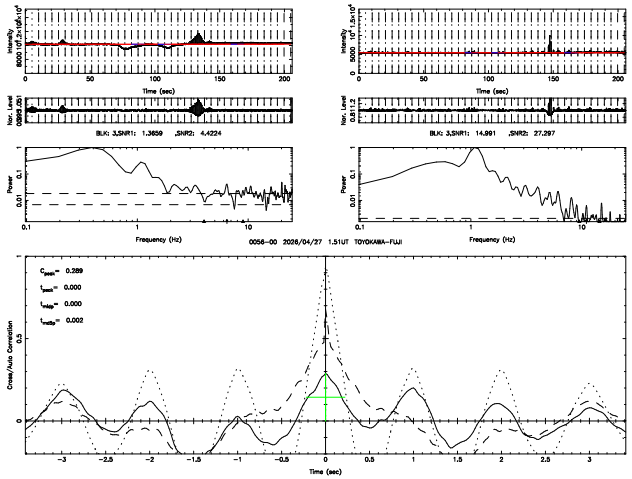
T20260427102903
F20260427102905
BLK: 3,SNR1: 1.3659 ,SNR2: 4.4224
BLK: 3,SNR1: 14.991 ,SNR2: 27.297
0056−00 2026/04/27 1.51UT TOYOKAWA−FUJI
C_{peak}= 0.289
t_{peak}= 0.000
t_{edge}= 0.000
t_{cntr}= 0.002

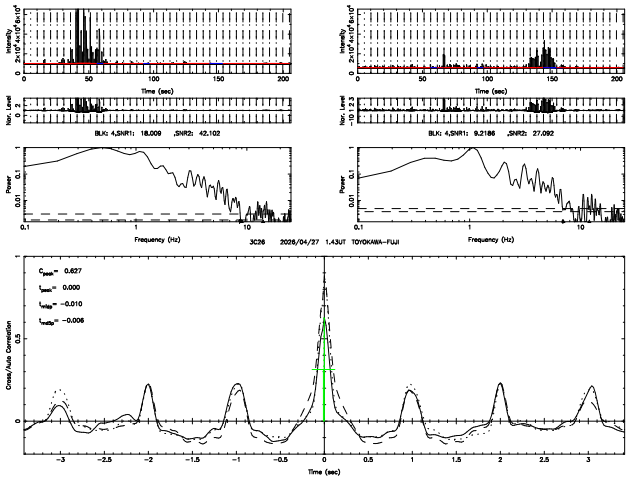
T20260427102404
F20260427102406
BLK: 4,SNR1: 18.009 ,SNR2: 42.102
BLK: 4,SNR1: 9.2186 ,SNR2: 27.092
3C26 2026/04/27 1.43UT TOYOKAWA−FUJI
C_{peak}= 0.627
t_{peak}= 0.000
t_{edge}= −0.010
t_{cntr}= −0.006

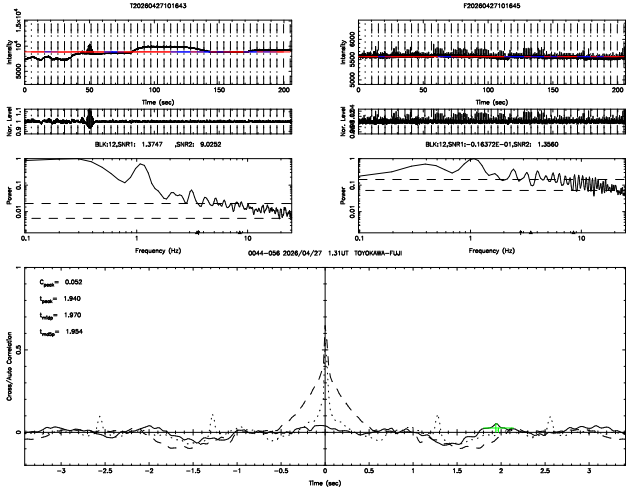
T20260427101643
F20260427101645
BLK:12,SNR1: 1.3747 ,SNR2: 9.0252
BLK:12,SNR1:−0.16372E−01,SNR2: 1.3560
0044−056 2026/04/27 1.31UT TOYOKAWA−FUJI
C_{peak}= 0.052
t_{peak}= 1.940
t_{edge}= 1.970
t_{cntr}= 1.954

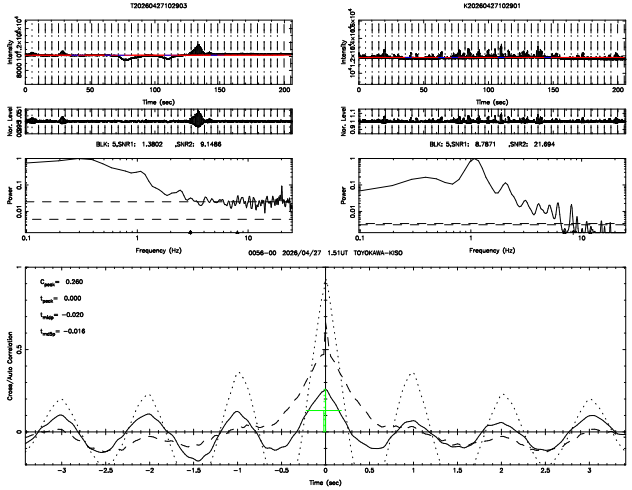
T20260427102903
K20260427102901
BLK: 3,SNR1: 1.3802 ,SNR2: 9.1466
BLK: 3,SNR1: 8.7871 ,SNR2: 21.694
0056−00 2026/04/27 1.51UT TOYOKAWA−KISO
C_{peak}= 0.260
t_{peak}= 0.000
t_{edge}= −0.020
t_{cntr}= −0.016

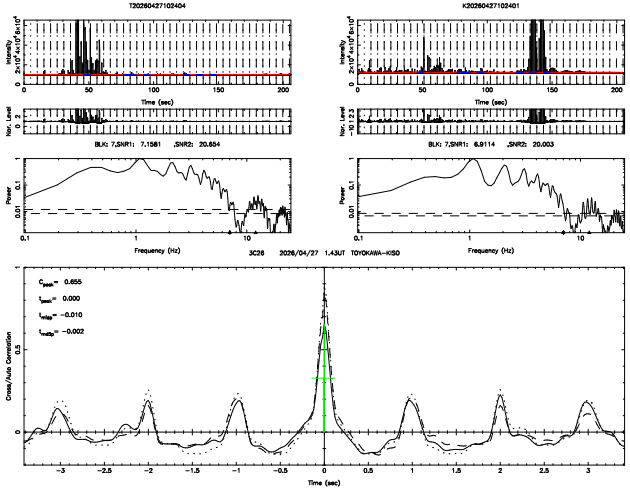
T20260427102404
K20260427102401
BLK: 7,SNR1: 7.1581 ,SNR2: 20.654
BLK: 7,SNR1: 6.9114 ,SNR2: 20.003
3C26 2026/04/27 1.43UT TOYOKAWA−KISO
C_{peak}= 0.655
t_{peak}= 0.000
t_{edge}= −0.010
t_{cntr}= −0.002

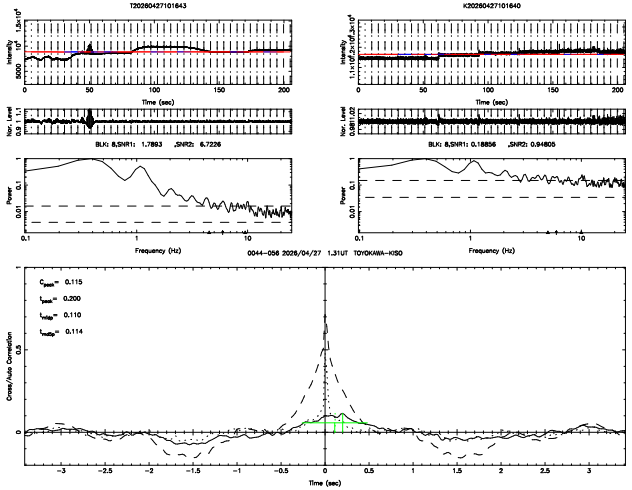
T20260427101643
K20260427101640
BLK: 8,SNR1: 1.7893 ,SNR2: 6.7226
BLK: 8,SNR1: 0.18856 ,SNR2: 0.94805
0044−056 2026/04/27 1.31UT TOYOKAWA−KISO
C_{peak}= 0.115
t_{peak}= 0.200
t_{edge}= 0.110
t_{cntr}= 0.114

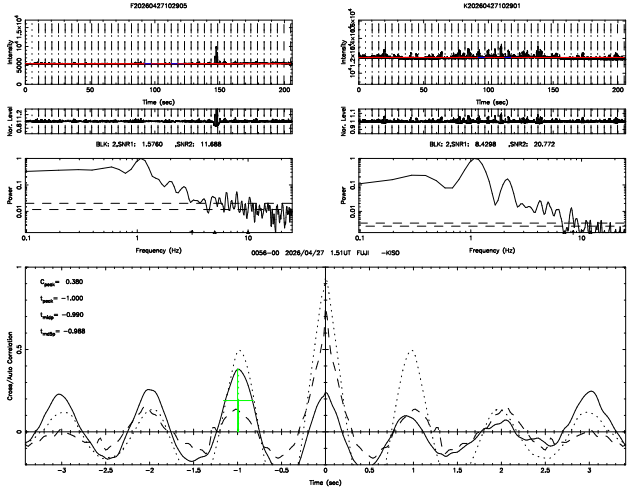
F20260427102905
K20260427102901
BLK: 2,SNR1: 1.5760 ,SNR2: 11.688
BLK: 2,SNR1: 8.4298 ,SNR2: 20.772
0056−00 2026/04/27 1.51UT FUJI −KISO
C_{peak}= 0.380
t_{peak}= −1.000
t_{edge}= −0.990
t_{cntr}= −0.988

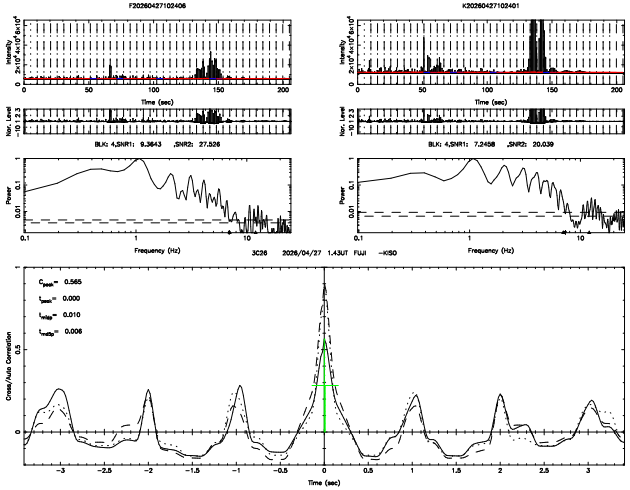
F20260427102406
K20260427102401
BLK: 4,SNR1: 9.3643 ,SNR2: 27.526
BLK: 4,SNR1: 7.2408 ,SNR2: 20.039
3C26 2026/04/27 1.43UT FUJI −KISO
C_{peak}= 0.565
t_{peak}= 0.000
t_{edge}= 0.010
t_{cntr}= 0.006

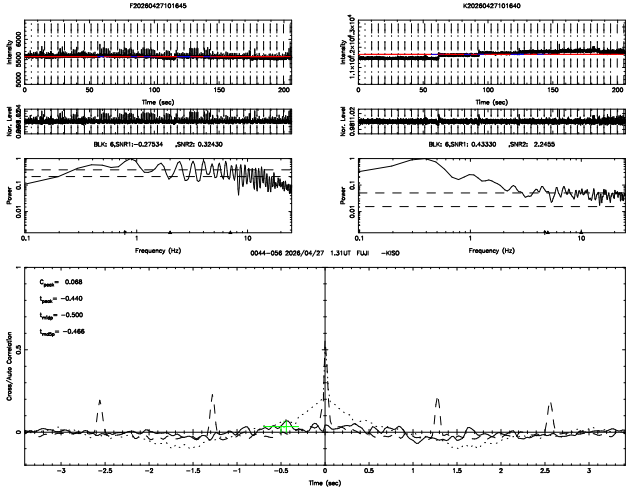
F20260427101645
K20260427101640
BLK: 6,SNR1:−0.27534 ,SNR2: 0.32430
BLK: 6,SNR1: 0.43330 ,SNR2: 2.2455
0044−056 2026/04/27 1.31UT FUJI −KISO
C_{peak}= 0.068
t_{peak}= −0.440
t_{edge}= −0.500
t_{cntr}= −0.466

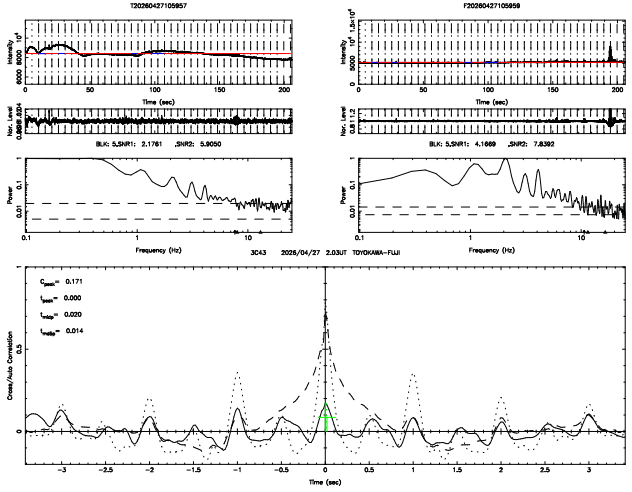
T20260427105957
F20260427105959
BLK: 5,SNR1: 2.1761 ,SNR2: 5.9050
BLK: 5,SNR1: 4.1669 ,SNR2: 7.8392
3C43 2026/04/27 2.03UT TOYOKAWA-FUJI
C_{peak}= 0.171
t_{peak}= 0.000
t_{stop}= 0.020
t_{width}= 0.014

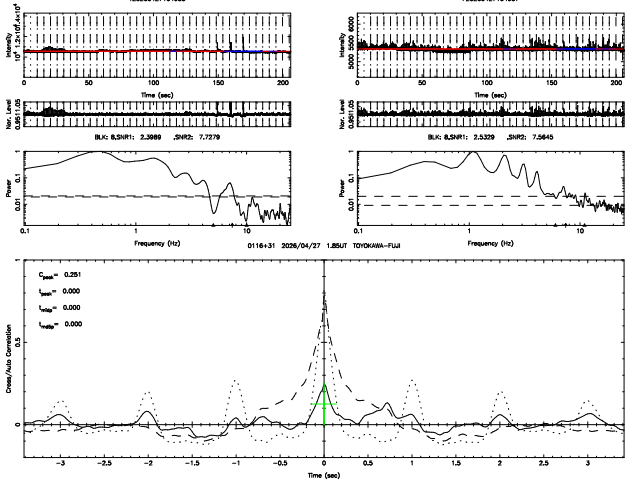
T20260427104935
F20260427104937
BLK: 8,SNR1: 2.3989 ,SNR2: 7.7279
BLK: 8,SNR1: 2.5329 ,SNR2: 7.5645
0116+31 2026/04/27 1.85UT TOYOKAWA-FUJI
C_{peak}= 0.251
t_{peak}= 0.000
t_{stop}= 0.000
t_{width}= 0.000

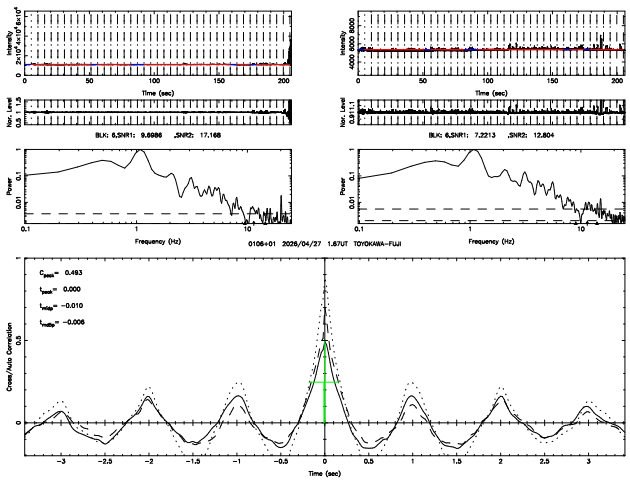
T20260427103845
F20260427103847
BLK: 6,SNR1: 9.5986 ,SNR2: 17.168
BLK: 6,SNR1: 7.2213 ,SNR2: 12.804
0106+01 2026/04/27 1.67UT TOYOKAWA-FUJI
C_{peak}= 0.493
t_{peak}= 0.000
t_{stop}= -0.010
t_{width}= -0.006

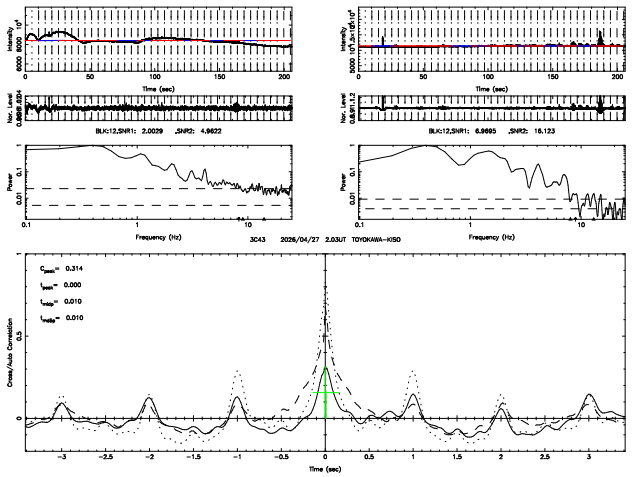
T20260427105957
K20260427105954
BLK:12,SNR1: 2.0039 ,SNR2: 4.9622
BLK:12,SNR1: 6.9695 ,SNR2: 16.123
3C43 2026/04/27 2.03UT TOYOKAWA-KISO
C_{peak}= 0.314
t_{peak}= 0.000
t_{stop}= 0.010
t_{width}= 0.010

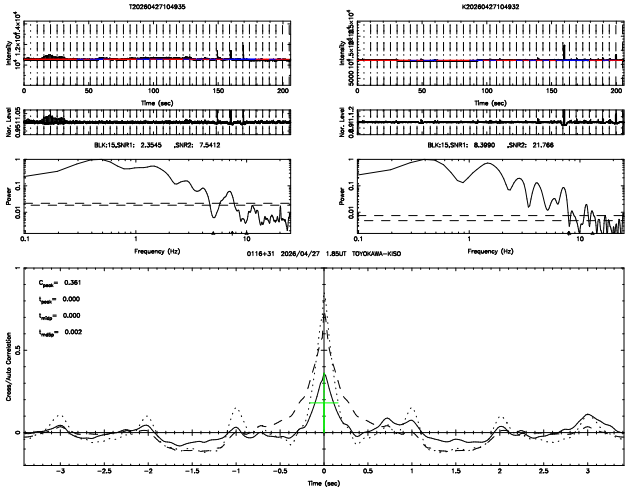
T20260427104935
K20260427104932
BLK:15,SNR1: 2.3545 ,SNR2: 7.5412
BLK:15,SNR1: 8.3990 ,SNR2: 21.766
0116+31 2026/04/27 1.85UT TOYOKAWA-KISO
C_{peak}= 0.361
t_{peak}= 0.000
t_{stop}= 0.000
t_{width}= 0.002

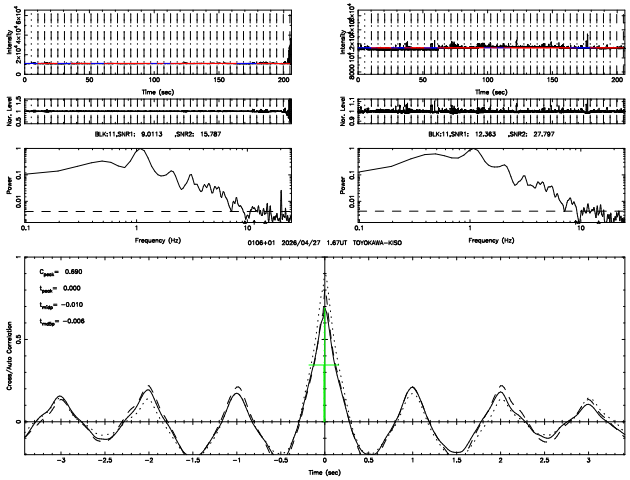
T20260427103845
K20260427103842
BLK:11,SNR1: 9.0113 ,SNR2: 15.787
BLK:11,SNR1: 12.363 ,SNR2: 27.797
0106+01 2026/04/27 1.67UT TOYOKAWA-KISO
C_{peak}= 0.590
t_{peak}= 0.000
t_{stop}= -0.010
t_{width}= -0.006

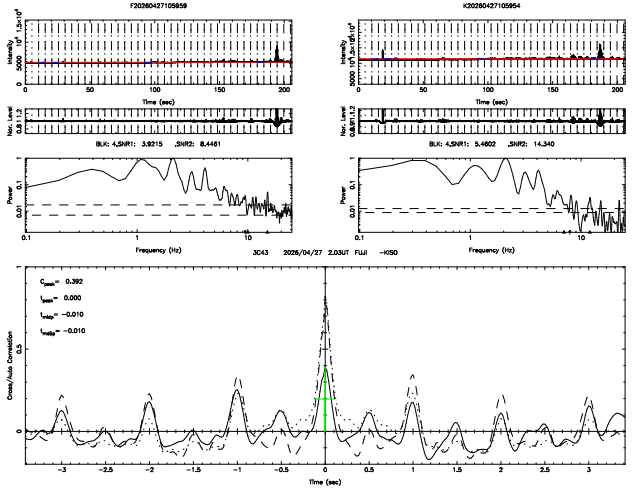
F20260427105959
K20260427105954
BLK: 4,SNR1: 3.9215 ,SNR2: 8.4461
BLK: 4,SNR1: 5.4602 ,SNR2: 14.340
3C43 2026/04/27 2.03UT FUJI -KISO
C_{peak}= 0.392
t_{peak}= 0.000
t_{stop}= -0.010
t_{width}= -0.010

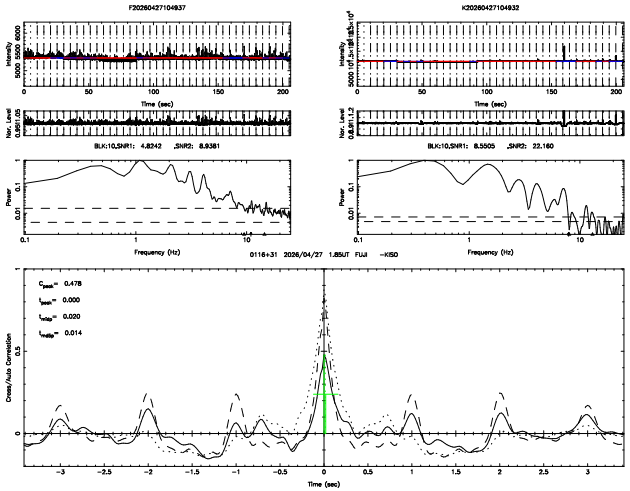
F20260427104937
K20260427104932
BLK:10,SNR1: 4.8242 ,SNR2: 8.9381
BLK:10,SNR1: 8.5505 ,SNR2: 22.160
0116+31 2026/04/27 1.85UT FUJI -KISO
C_{peak}= 0.478
t_{peak}= 0.000
t_{stop}= 0.020
t_{width}= 0.014

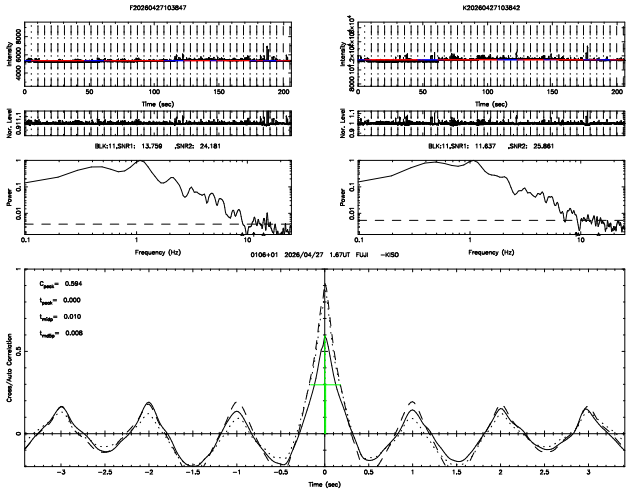
F20260427103847
K20260427103842
BLK:11,SNR1: 13.759 ,SNR2: 24.181
BLK:11,SNR1: 11.637 ,SNR2: 25.861
0106+01 2026/04/27 1.67UT FUJI -KISO
C_{peak}= 0.594
t_{peak}= 0.000
t_{stop}= 0.010
t_{width}= 0.008

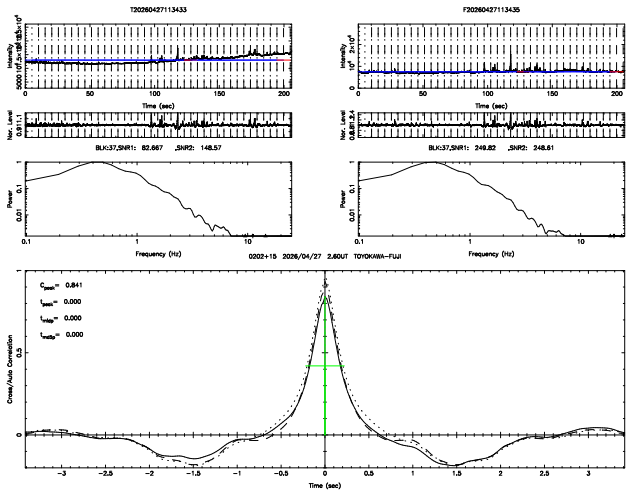
T20260427113433
F20260427113435
BLK:37,SNR1: 82.667 ,SNR2: 148.57
BLK:37,SNR1: 249.82 ,SNR2: 248.61
0202+15 2026/04/27 2.60UT TOYOKAWA-FUJI
C_{peak}= 0.841
t_{peak}= 0.000
t_{step}= 0.000
t_{mdlp}= 0.000

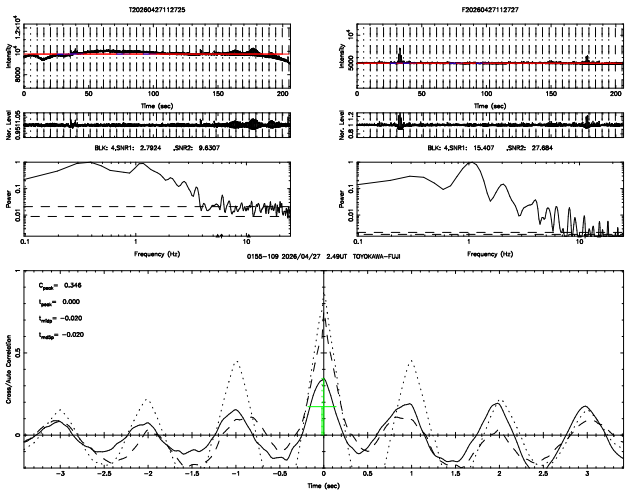
T20260427112725
F20260427112727
BLK: 4,SNR1: 2.7924 ,SNR2: 9.6307
BLK: 4,SNR1: 15.407 ,SNR2: 27.684
0155-109 2026/04/27 2.49UT TOYOKAWA-FUJI
C_{peak}= 0.346
t_{peak}= 0.000
t_{step}= -0.020
t_{mdlp}= -0.020

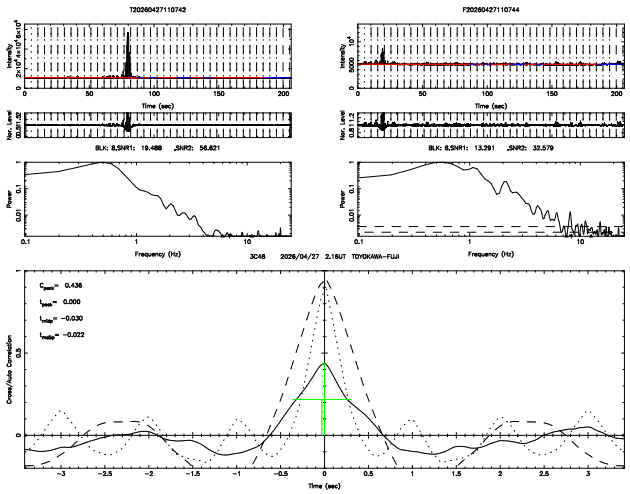
T20260427110742
F20260427110744
BLK: 8,SNR1: 19.488 ,SNR2: 56.621
BLK: 8,SNR1: 13.291 ,SNR2: 32.579
3C48 2026/04/27 2.16UT TOYOKAWA-FUJI
C_{peak}= 0.436
t_{peak}= 0.000
t_{step}= -0.030
t_{mdlp}= -0.022

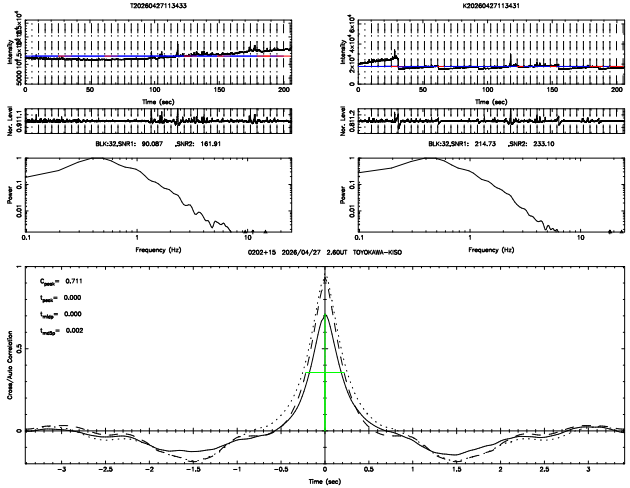
T20260427113433
K20260427113431
BLK:37,SNR1: 90.087 ,SNR2: 161.91
BLK:32,SNR1: 214.73 ,SNR2: 233.10
0202+15 2026/04/27 2.60UT TOYOKAWA-KISO
C_{peak}= 0.711
t_{peak}= 0.000
t_{step}= 0.000
t_{mdlp}= 0.002

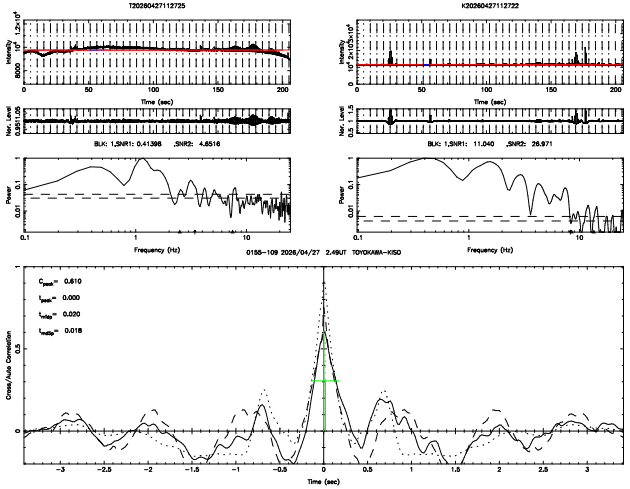
T20260427112725
K20260427112722
BLK: 1,SNR1: 0.41396 ,SNR2: 4.6516
BLK: 1,SNR1: 11.040 ,SNR2: 26.971
0155-109 2026/04/27 2.49UT TOYOKAWA-KISO
C_{peak}= 0.610
t_{peak}= 0.000
t_{step}= 0.020
t_{mdlp}= 0.018

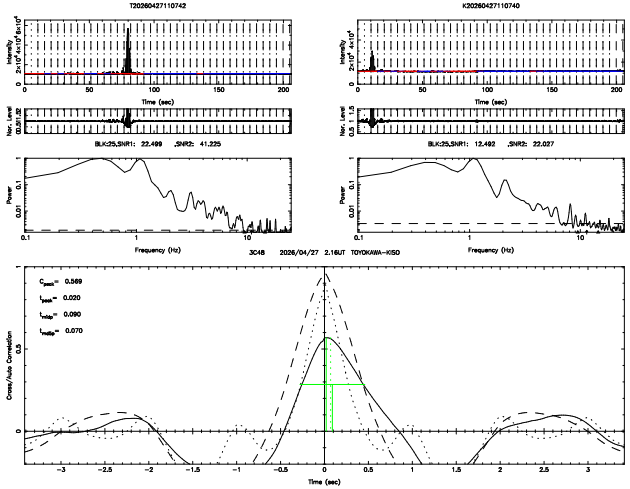
T20260427110742
K20260427110740
BLK:25,SNR1: 22.499 ,SNR2: 41.225
BLK:25,SNR1: 12.492 ,SNR2: 22.027
3C48 2026/04/27 2.16UT TOYOKAWA-KISO
C_{peak}= 0.569
t_{peak}= 0.020
t_{step}= 0.090
t_{mdlp}= 0.070

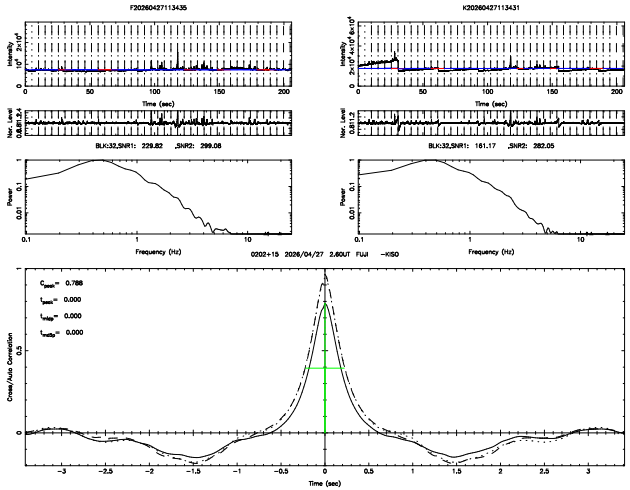
F20260427113435
K20260427113431
BLK:32,SNR1: 229.82 ,SNR2: 299.06
BLK:32,SNR1: 161.17 ,SNR2: 282.05
0202+15 2026/04/27 2.60UT FUJI -KISO
C_{peak}= 0.788
t_{peak}= 0.000
t_{step}= 0.000
t_{mdlp}= 0.000

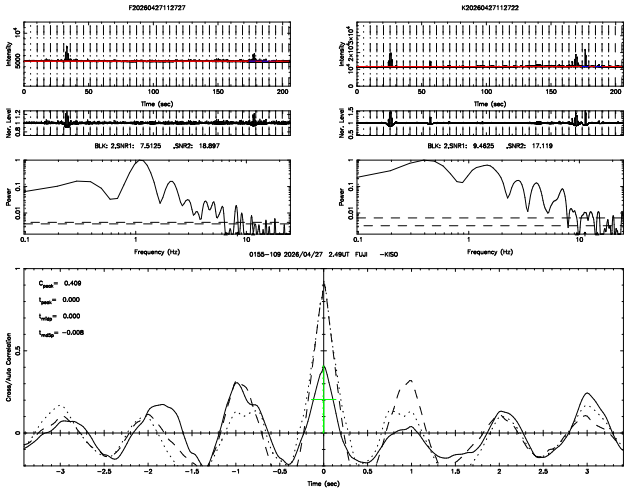
F20260427112727
K20260427112722
BLK: 2,SNR1: 7.5125 ,SNR2: 18.897
BLK: 2,SNR1: 9.4625 ,SNR2: 17.119
0155-109 2026/04/27 2.49UT FUJI -KISO
C_{peak}= 0.409
t_{peak}= 0.000
t_{step}= 0.000
t_{mdlp}= -0.008

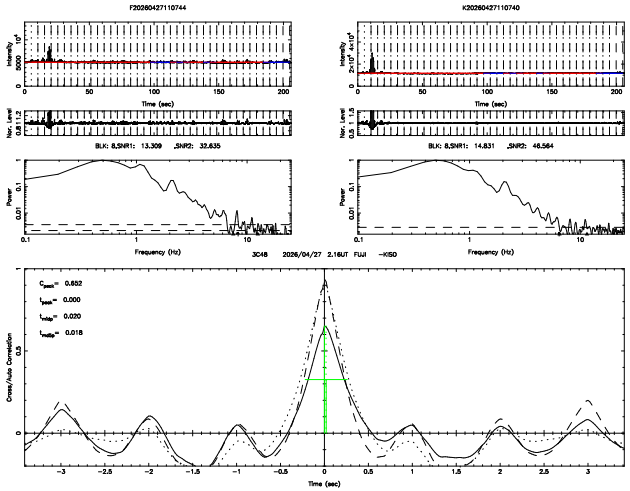
F20260427110744
K20260427110740
BLK: 8,SNR1: 13.309 ,SNR2: 32.635
BLK: 8,SNR1: 14.831 ,SNR2: 46.564
3C48 2026/04/27 2.16UT FUJI -KISO
C_{peak}= 0.652
t_{peak}= 0.000
t_{step}= 0.020
t_{mdlp}= 0.018

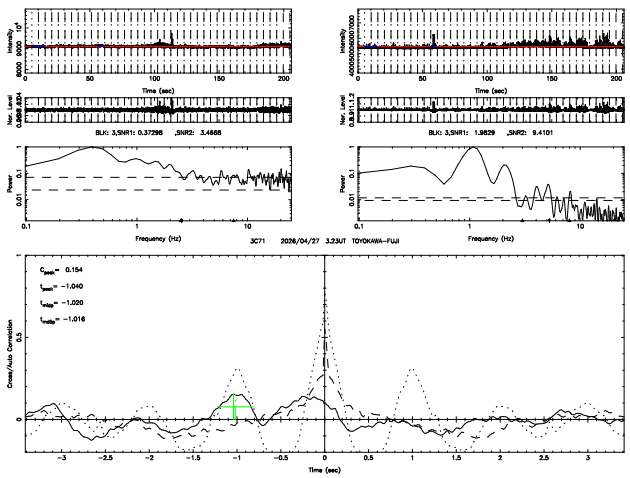
T20260427121221
F20260427121223
BLK: 3,SNR1: 0.37298 ,SNR2: 3.4668
BLK: 3,SNR1: 1.9829 ,SNR2: 9.4101
3C71 2026/04/27 3.23UT TOYOKAWA-FUJI
C_{peak}= 0.154
t_{peak}= -1.040
t_{edge}= -1.020
t_{cntr}= -1.016

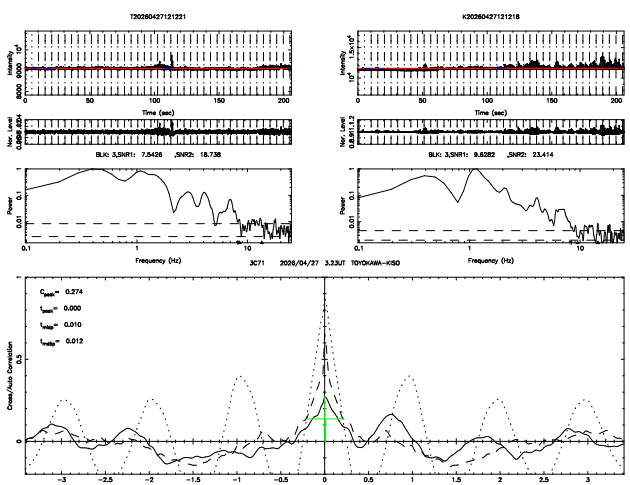
T20260427121221
K20260427121218
BLK: 3,SNR1: 7.5426 ,SNR2: 18.738
BLK: 3,SNR1: 9.6282 ,SNR2: 23.414
3C71 2026/04/27 3.23UT TOYOKAWA-KISO
C_{peak}= 0.274
t_{peak}= 0.000
t_{edge}= 0.010
t_{cntr}= 0.012

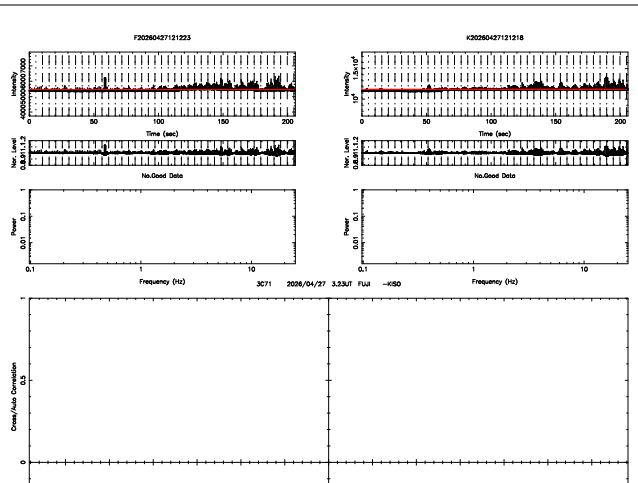
F20260427121223
K20260427121218
No.Good Data
No.Good Data
3C71 2026/04/27 3.23UT FUJI -KISO

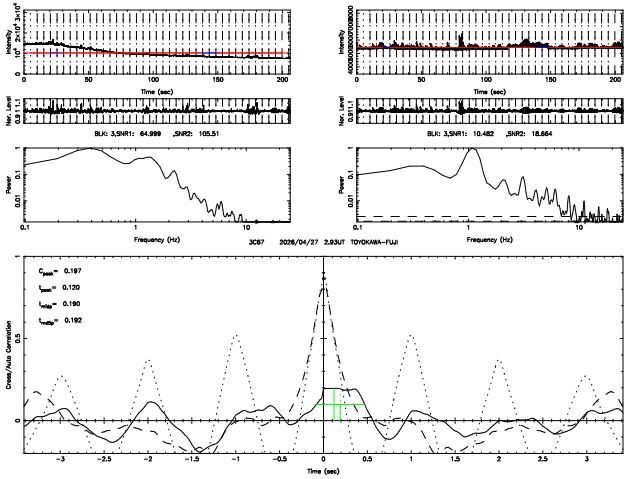
T20260427115406
F20260427115408
BLK: 3,SNR1: 64.999 ,SNR2: 105.51
BLK: 3,SNR1: 10.482 ,SNR2: 18.664
3C67 2026/04/27 2.93UT TOYOKAWA-FUJI
C_{peak}= 0.197
t_{peak}= 0.120
t_{edge}= 0.190
t_{cntr}= 0.192

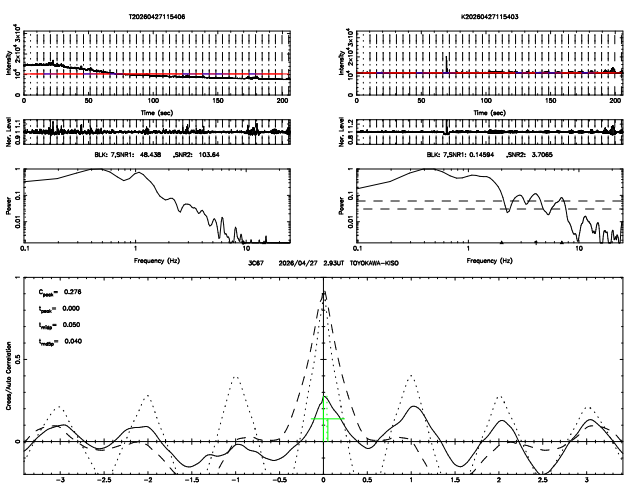
T20260427115406
K20260427115403
BLK: 7,SNR1: 48.438 ,SNR2: 103.64
BLK: 7,SNR1: 0.14594 ,SNR2: 3.7065
3C67 2026/04/27 2.93UT TOYOKAWA-KISO
C_{peak}= 0.276
t_{peak}= 0.000
t_{edge}= 0.050
t_{cntr}= 0.040

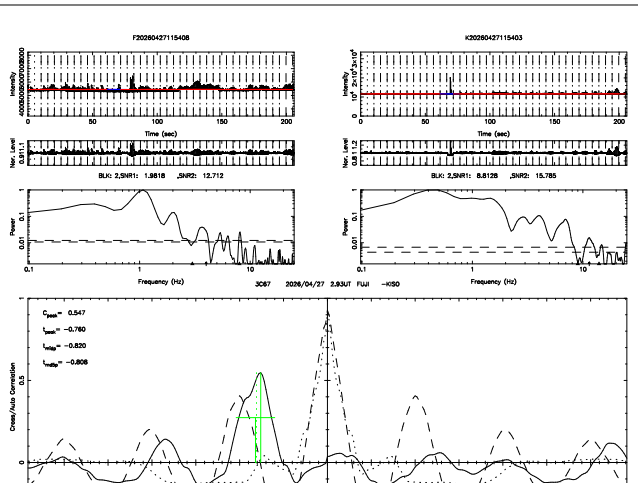
F20260427115406
K20260427115403
BLK: 2,SNR1: 1.9618 ,SNR2: 12.712
BLK: 2,SNR1: 5.8128 ,SNR2: 15.785
3C67 2026/04/27 2.93UT FUJI -KISO
C_{peak}= 0.547
t_{peak}= -0.760
t_{edge}= -0.820
t_{cntr}= -0.806

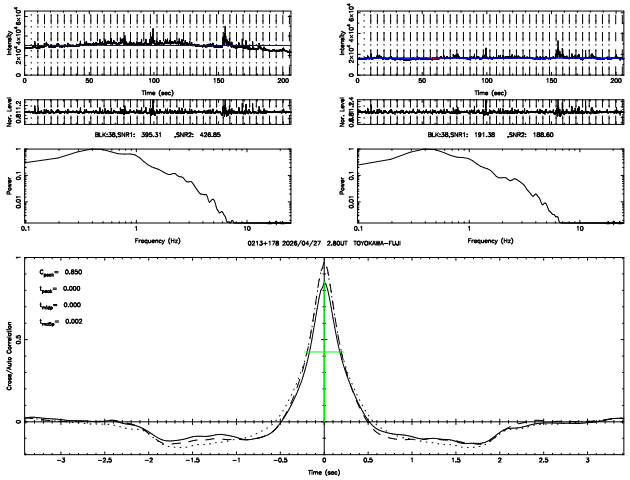
T20260427114623
F20260427114625
BLK:38,SNR1: 395.31 ,SNR2: 426.85
BLK:38,SNR1: 191.38 ,SNR2: 188.60
0213+178 2026/04/27 2.80UT TOYOKAWA-FUJI
C_{peak}= 0.850
t_{peak}= 0.000
t_{edge}= 0.000
t_{cntr}= 0.002

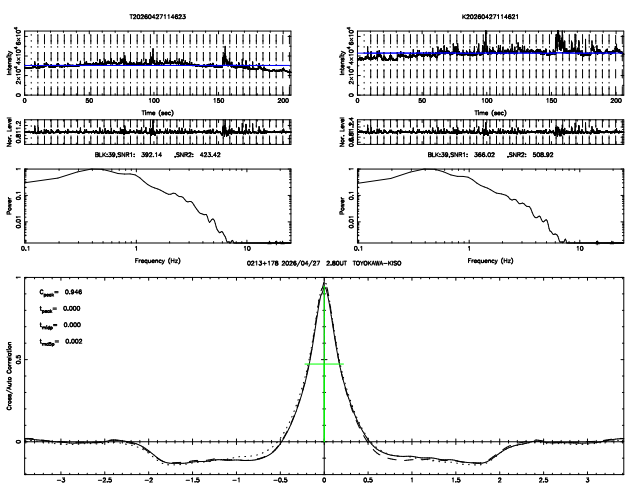
T20260427114623
K20260427114621
BLK:39,SNR1: 392.14 ,SNR2: 423.42
BLK:39,SNR1: 366.02 ,SNR2: 508.92
0213+178 2026/04/27 2.80UT TOYOKAWA-KISO
C_{peak}= 0.946
t_{peak}= 0.000
t_{edge}= 0.000
t_{cntr}= 0.002

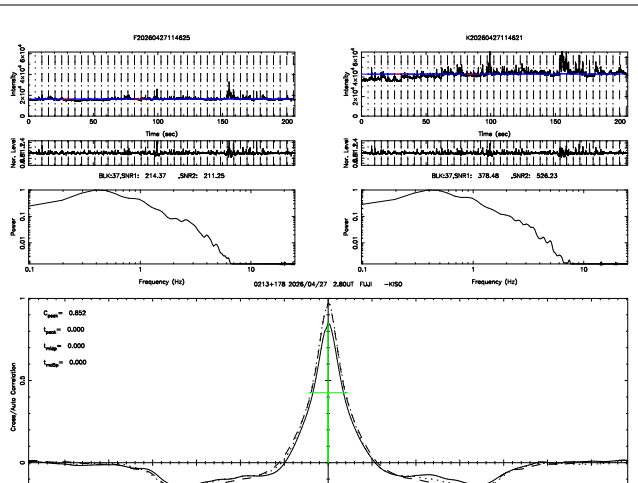
F20260427114625
K20260427114621
BLK:37,SNR1: 214.37 ,SNR2: 211.25
BLK:37,SNR1: 378.48 ,SNR2: 526.23
0213+178 2026/04/27 2.80UT FUJI -KISO
C_{peak}= 0.852
t_{peak}= 0.000
t_{edge}= 0.000
t_{cntr}= 0.000

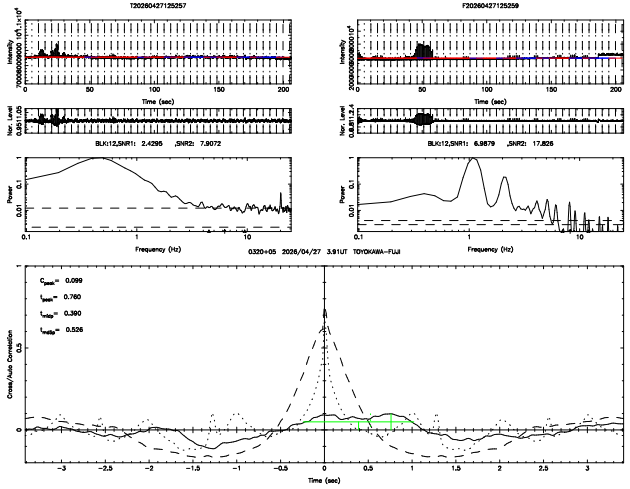
T20260427125257
F20260427125259
BLK:12,SNR1: 2.4295 ,SNR2: 7.9072
BLK:12,SNR1: 6.9879 ,SNR2: 17.825
0320+05 2026/04/27 3.91UT TOYOKAWA-FUJI
C_{peak}= 0.099
t_{peak}= 0.760
t_{ntp}= 0.390
t_{nmp}= 0.526

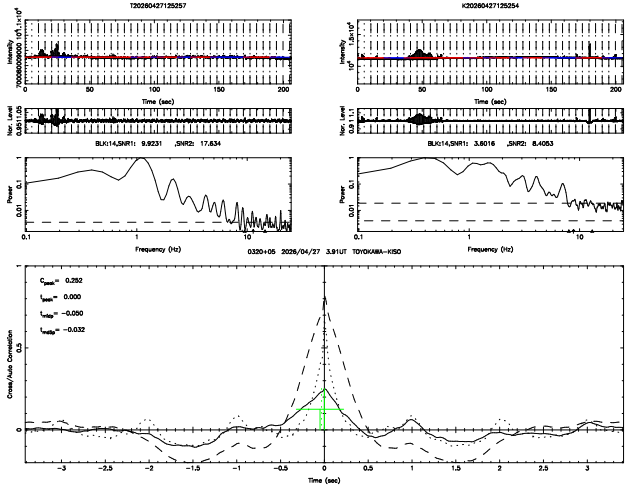
T20260427125257
K20260427125254
BLK:14,SNR1: 9.9231 ,SNR2: 17.634
BLK:14,SNR1: 3.9018 ,SNR2: 8.4053
0320+05 2026/04/27 3.91UT TOYOKAWA-KISO
C_{peak}= 0.252
t_{peak}= 0.000
t_{ntp}= −0.050
t_{nmp}= −0.032

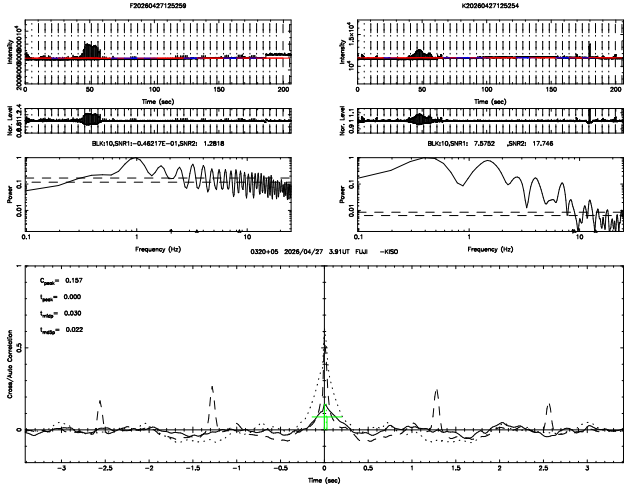
F20260427125259
K20260427125254
BLK:10,SNR1:−0.46217E−01,SNR2: 1.2818
BLK:10,SNR1: 7.5752 ,SNR2: 17.746
0320+05 2026/04/27 3.91UT FUJI -KISO
C_{peak}= 0.157
t_{peak}= 0.000
t_{ntp}= 0.030
t_{nmp}= 0.022

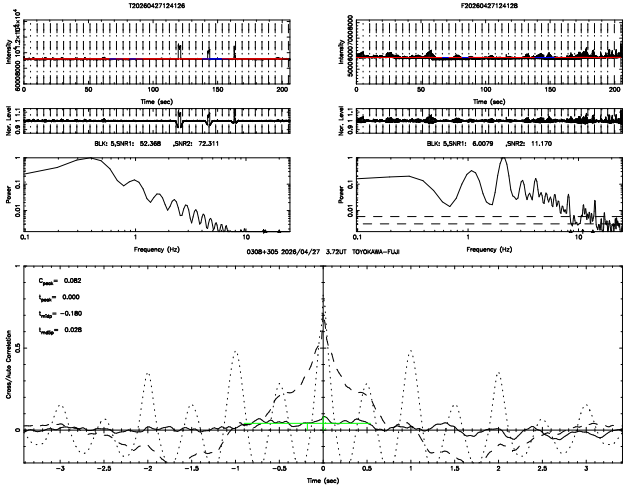
T20260427124126
F20260427124128
BLK: 5,SNR1: 52.368 ,SNR2: 72.311
BLK: 5,SNR1: 6.0079 ,SNR2: 11.170
0308+305 2026/04/27 3.72UT TOYOKAWA-FUJI
C_{peak}= 0.082
t_{peak}= 0.000
t_{ntp}= −0.180
t_{nmp}= 0.028

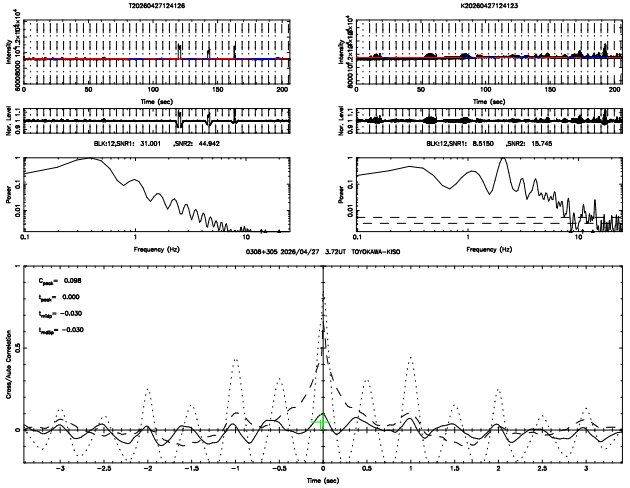
T20260427124126
K20260427124123
BLK:12,SNR1: 31.001 ,SNR2: 44.942
BLK:12,SNR1: 8.5150 ,SNR2: 15.745
0308+305 2026/04/27 3.72UT TOYOKAWA-KISO
C_{peak}= 0.098
t_{peak}= 0.000
t_{ntp}= −0.030
t_{nmp}= −0.030

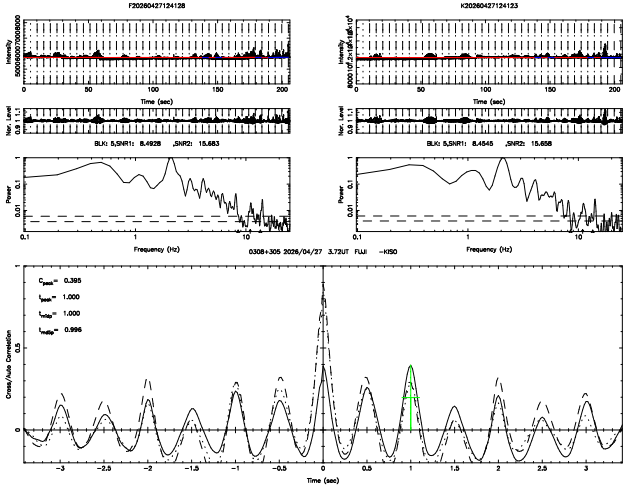
F20260427124128
K20260427124123
BLK: 5,SNR1: 8.4928 ,SNR2: 15.683
BLK: 5,SNR1: 8.4545 ,SNR2: 15.658
0308+305 2026/04/27 3.72UT FUJI -KISO
C_{peak}= 0.395
t_{peak}= 1.000
t_{ntp}= 1.000
t_{nmp}= 0.996

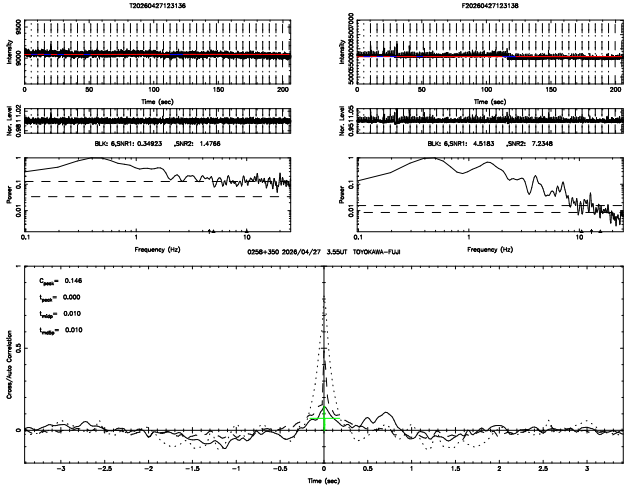
T20260427123136
F20260427123138
BLK: 6,SNR1: 0.34923 ,SNR2: 1.4766
BLK: 6,SNR1: 4.5183 ,SNR2: 7.2348
0258+350 2026/04/27 3.55UT TOYOKAWA-FUJI
C_{peak}= 0.146
t_{peak}= 0.000
t_{ntp}= 0.010
t_{nmp}= 0.010

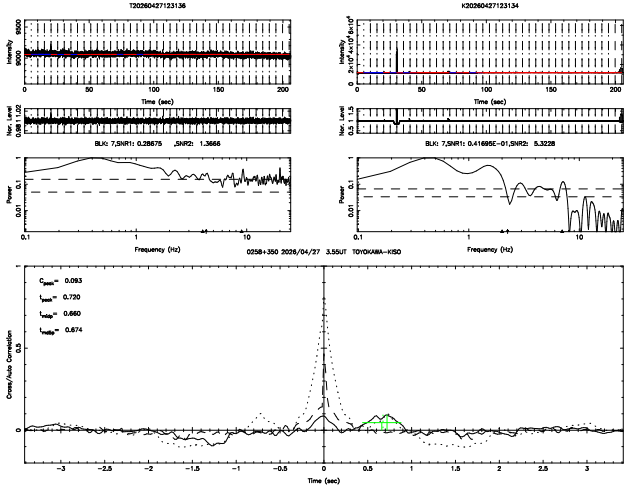
T20260427123136
K20260427123134
BLK: 7,SNR1: 0.28675 ,SNR2: 1.3666
BLK: 7,SNR1: 0.41695E−01,SNR2: 5.3228
0258+350 2026/04/27 3.55UT TOYOKAWA-KISO
C_{peak}= 0.093
t_{peak}= 0.720
t_{ntp}= 0.660
t_{nmp}= 0.674

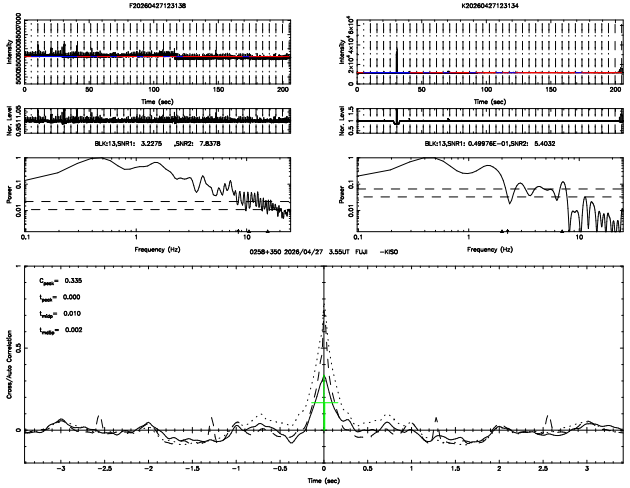
F20260427123138
K20260427123134
BLK:13,SNR1: 3.2275 ,SNR2: 7.8378
BLK:13,SNR1: 0.49976E−01,SNR2: 5.4032
0258+350 2026/04/27 3.55UT FUJI -KISO
C_{peak}= 0.335
t_{peak}= 0.000
t_{ntp}= 0.010
t_{nmp}= 0.002

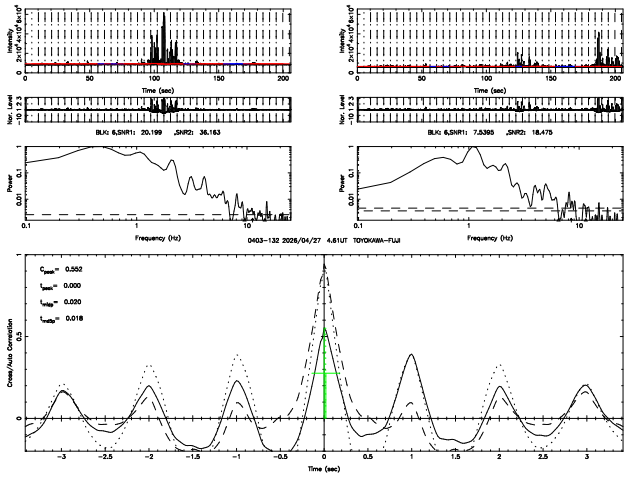
T20260427133453
F20260427133455
BLK: 6,SNR1: 20.199 ,SNR2: 36.163
BLK: 6,SNR1: 7.5395 ,SNR2: 18.475
0403−132 2026/04/27 4.61UT TOYOKAWA−FUJI
C_{peak}= 0.552
t_{peak}= 0.000
t_{rise}= 0.020
$t_{rise/fall}$= 0.018

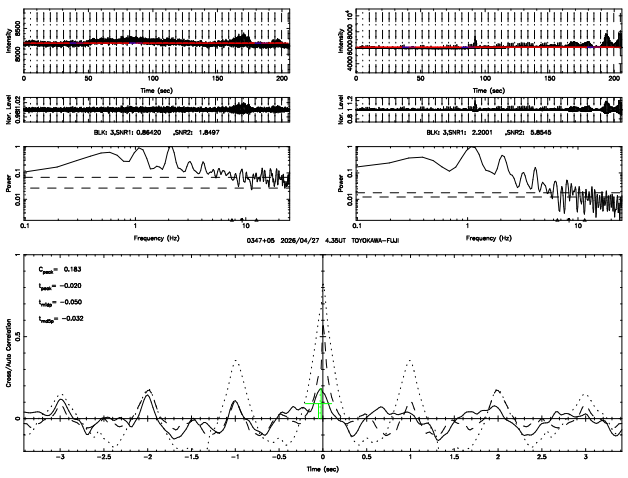
T20260427131919
F20260427131921
BLK: 3,SNR1: 0.86420 ,SNR2: 1.8497
BLK: 3,SNR1: 2.2001 ,SNR2: 5.8545
0347+05 2026/04/27 4.35UT TOYOKAWA−FUJI
C_{peak}= 0.183
t_{peak}= −0.020
t_{rise}= −0.050
$t_{rise/fall}$= −0.032

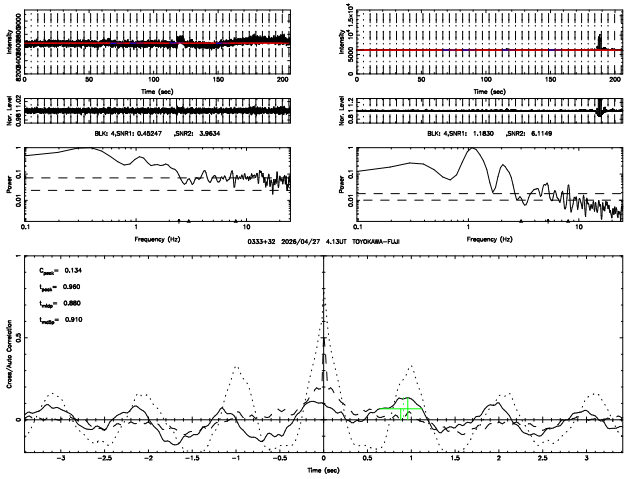
T20260427130619
F20260427130621
BLK: 4,SNR1: 0.45247 ,SNR2: 3.9634
BLK: 4,SNR1: 1.1830 ,SNR2: 6.1149
0333+32 2026/04/27 4.13UT TOYOKAWA−FUJI
C_{peak}= 0.134
t_{peak}= 0.960
t_{rise}= 0.880
$t_{rise/fall}$= 0.910

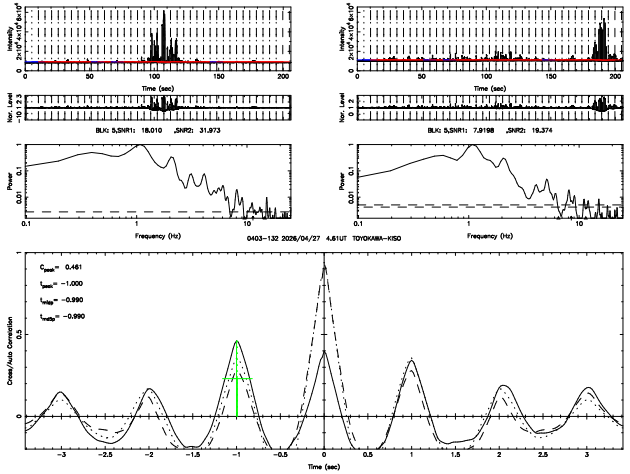
T20260427133453
K20260427133450
BLK: 5,SNR1: 18.010 ,SNR2: 31.973
BLK: 5,SNR1: 7.6198 ,SNR2: 19.374
0403−132 2026/04/27 4.61UT TOYOKAWA−KISO
C_{peak}= 0.461
t_{peak}= −1.000
t_{rise}= −0.990
$t_{rise/fall}$= −0.990

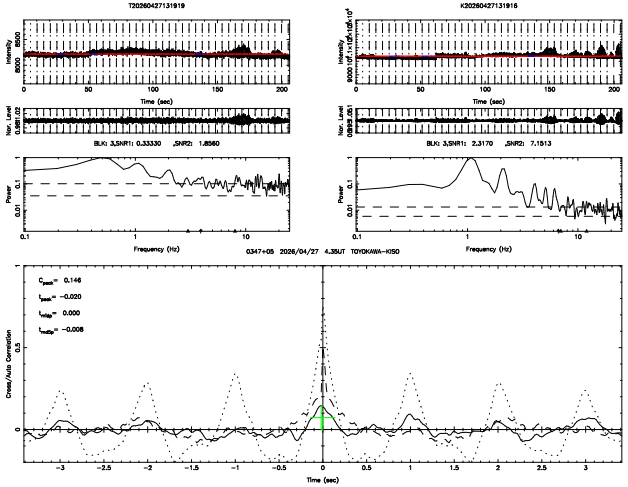
T20260427131919
K20260427131916
BLK: 3,SNR1: 0.33330 ,SNR2: 1.8560
BLK: 3,SNR1: 2.3170 ,SNR2: 7.1513
0347+05 2026/04/27 4.35UT TOYOKAWA−KISO
C_{peak}= 0.145
t_{peak}= −0.020
t_{rise}= 0.000
$t_{rise/fall}$= −0.008

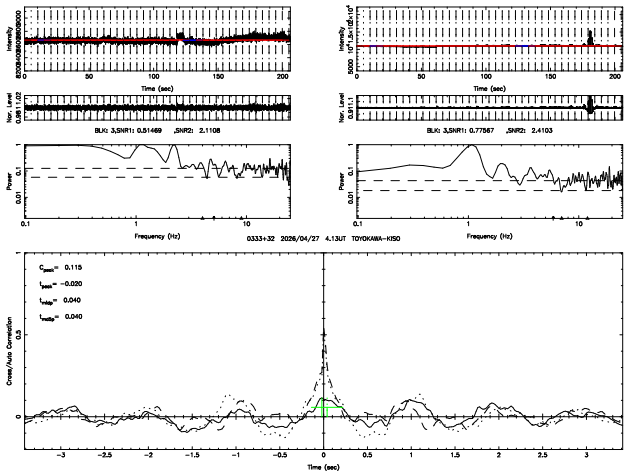
T20260427130619
K20260427130617
BLK: 3,SNR1: 0.51469 ,SNR2: 2.1108
BLK: 3,SNR1: 0.77567 ,SNR2: 2.4103
0333+32 2026/04/27 4.13UT TOYOKAWA−KISO
C_{peak}= 0.115
t_{peak}= −0.020
t_{rise}= 0.040
$t_{rise/fall}$= 0.040

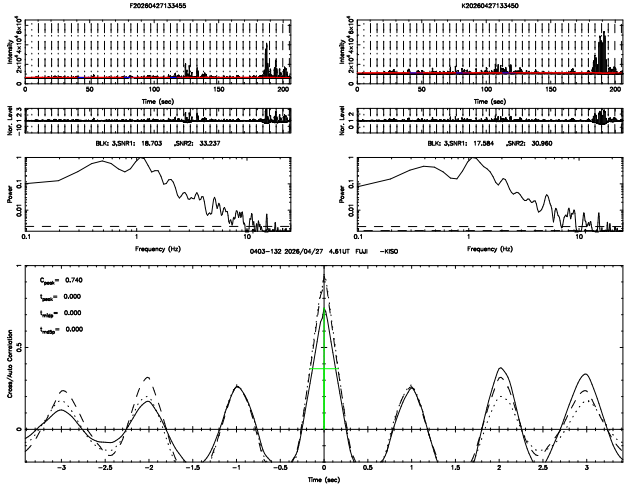
F20260427133455
K20260427133450
BLK: 3,SNR1: 18.703 ,SNR2: 33.237
BLK: 3,SNR1: 17.584 ,SNR2: 30.960
0403−132 2026/04/27 4.61UT FUJI −KISO
C_{peak}= 0.740
t_{peak}= 0.000
t_{rise}= 0.000
$t_{rise/fall}$= 0.000

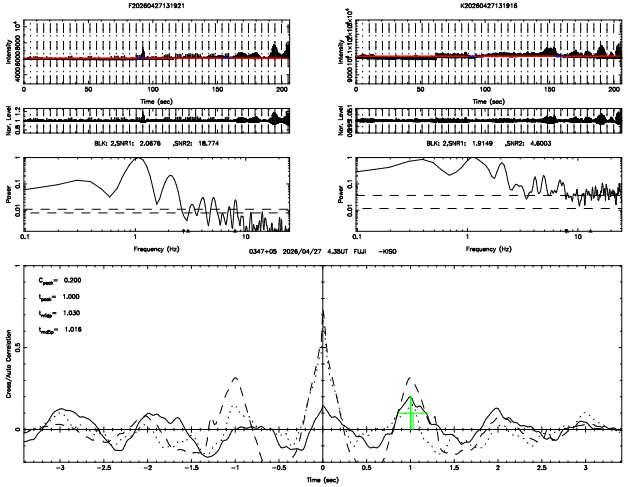
F20260427131921
K20260427131916
BLK: 2,SNR1: 2.0676 ,SNR2: 18.774
BLK: 2,SNR1: 1.9149 ,SNR2: 4.6003
0347+05 2026/04/27 4.35UT FUJI −KISO
C_{peak}= 0.200
t_{peak}= 1.000
t_{rise}= 1.030
$t_{rise/fall}$= 1.015

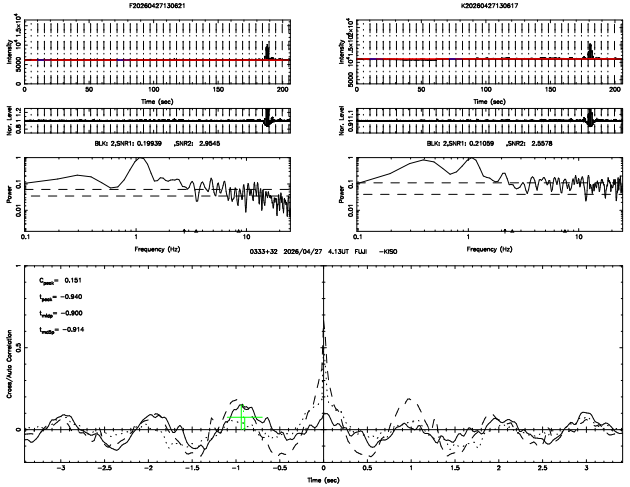
F20260427130621
K20260427130617
BLK: 2,SNR1: 0.19939 ,SNR2: 2.9545
BLK: 2,SNR1: 0.21059 ,SNR2: 2.5578
0333+32 2026/04/27 4.13UT FUJI −KISO
C_{peak}= 0.151
t_{peak}= −0.940
t_{rise}= −0.900
$t_{rise/fall}$= −0.914

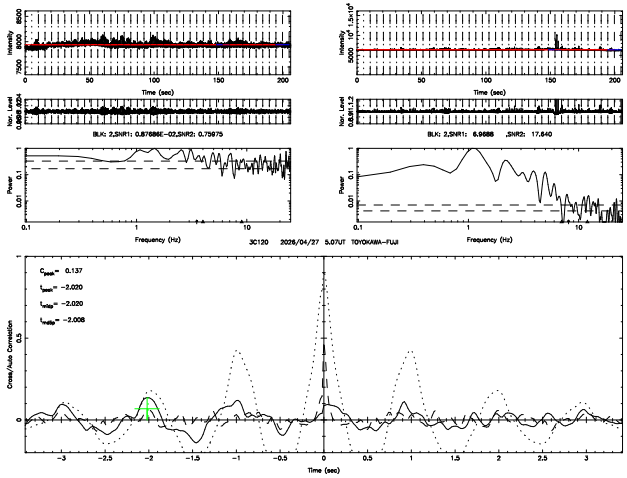
T20260427140233
F20260427140235
BLK: 2,SNR1: 0.87686E-02,SNR2: 0.75975
BLK: 2,SNR1: 6.9686 ,SNR2: 17.640
3C120 2026/04/27 5.07UT TOYOKAWA-FUJI
Cpeak= 0.137
tpeak= -2.020
tstep= -2.020
tnoise= -2.008
Time (sec)
Frequency (Hz)
Cross/Auto Correlation

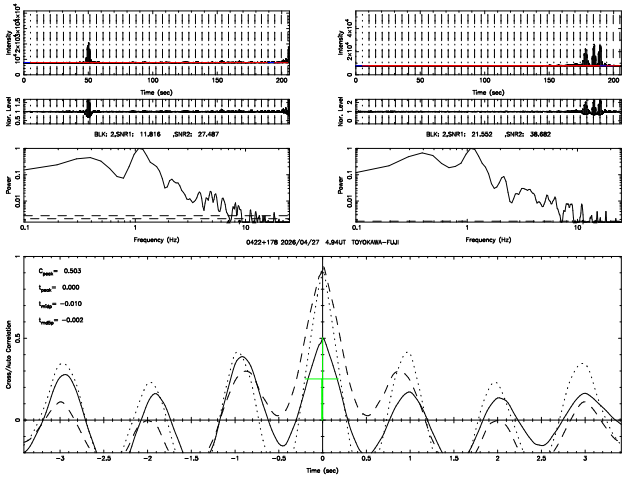
T20260427135458
F20260427135500
BLK: 2,SNR1: 11.816 ,SNR2: 27.487
BLK: 2,SNR1: 21.552 ,SNR2: 38.682
0422+178 2026/04/27 4.94UT TOYOKAWA-FUJI
Cpeak= 0.503
tpeak= 0.000
tstep= -0.010
tnoise= -0.002
Time (sec)
Frequency (Hz)
Cross/Auto Correlation

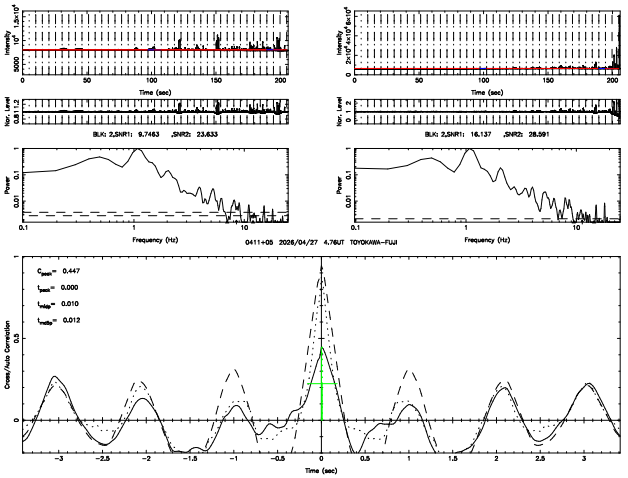
T20260427134404
F20260427134406
BLK: 2,SNR1: 9.7463 ,SNR2: 23.633
BLK: 2,SNR1: 16.137 ,SNR2: 28.591
0411+05 2026/04/27 4.76UT TOYOKAWA-FUJI
Cpeak= 0.447
tpeak= 0.000
tstep= 0.010
tnoise= 0.012
Time (sec)
Frequency (Hz)
Cross/Auto Correlation

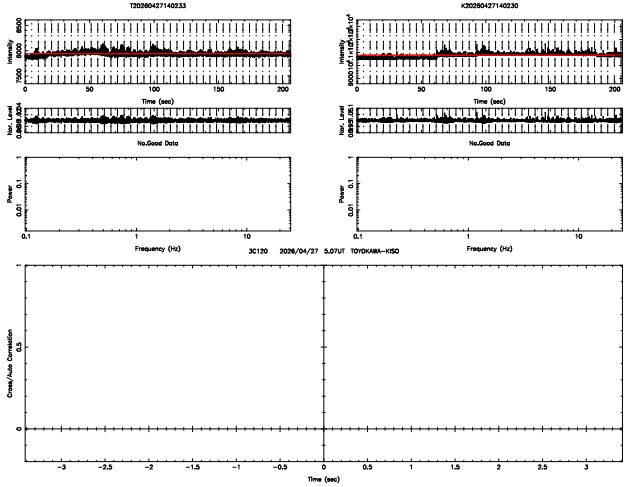
T20260427140233
K20260427140230
No.Good Data
3C120 2026/04/27 5.07UT TOYOKAWA-KISO
Time (sec)
Frequency (Hz)
Cross/Auto Correlation

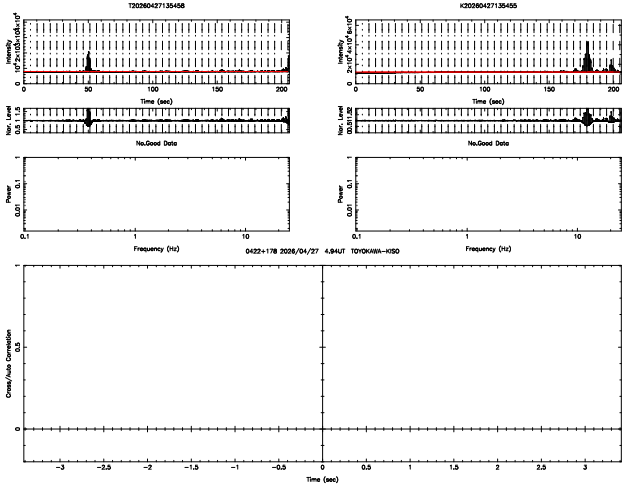
T20260427135458
K20260427135455
No.Good Data
0422+178 2026/04/27 4.94UT TOYOKAWA-KISO
Time (sec)
Frequency (Hz)
Cross/Auto Correlation

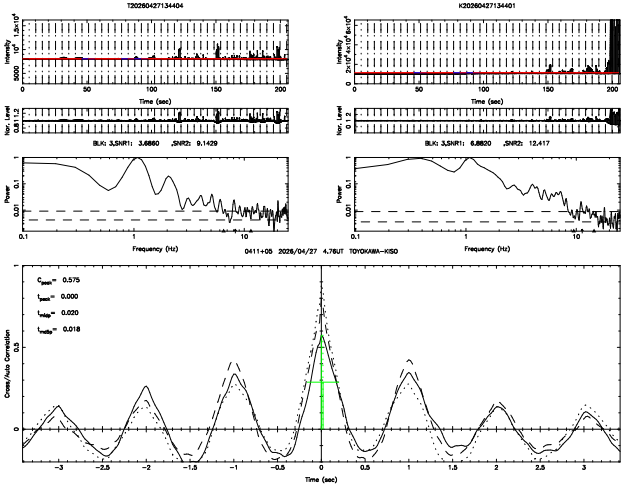
T20260427134404
K20260427134401
BLK: 3,SNR1: 3.6860 ,SNR2: 9.1429
BLK: 3,SNR1: 6.8820 ,SNR2: 12.417
0411+05 2026/04/27 4.76UT TOYOKAWA-KISO
Cpeak= 0.575
tpeak= 0.000
tstep= 0.020
tnoise= 0.018
Time (sec)
Frequency (Hz)
Cross/Auto Correlation

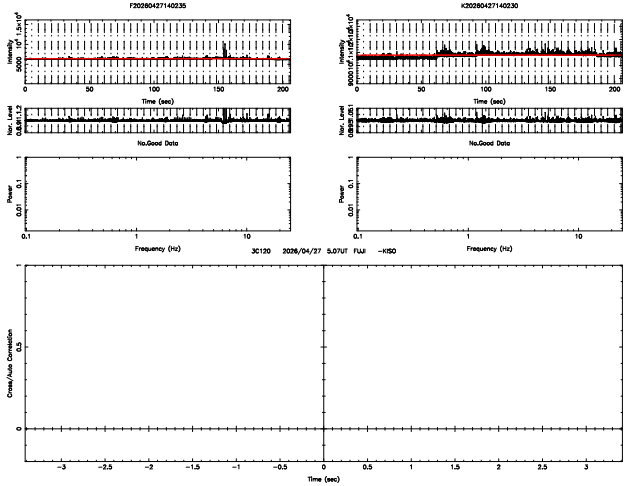
F20260427140235
K20260427140230
No.Good Data
3C120 2026/04/27 5.07UT FUJI -KISO
Time (sec)
Frequency (Hz)
Cross/Auto Correlation

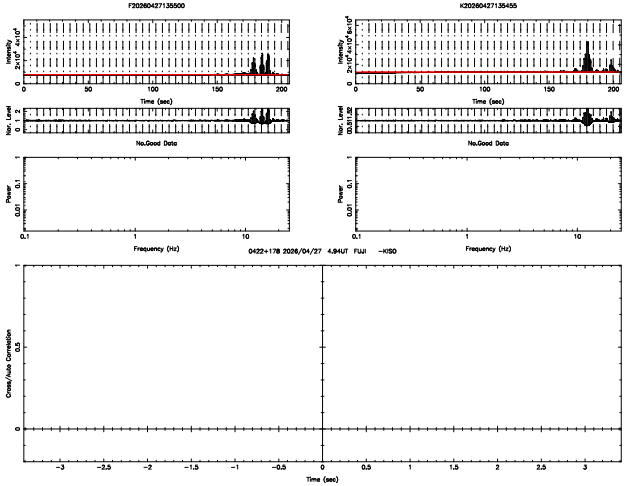
F20260427135500
K20260427135455
No.Good Data
0422+178 2026/04/27 4.94UT FUJI -KISO
Time (sec)
Frequency (Hz)
Cross/Auto Correlation

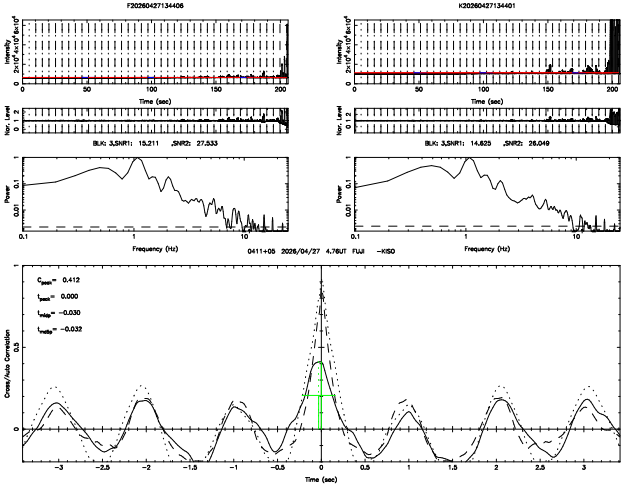
F20260427134406
K20260427134401
BLK: 3,SNR1: 15.211 ,SNR2: 27.333
BLK: 3,SNR1: 14.623 ,SNR2: 26.049
0411+05 2026/04/27 4.76UT FUJI -KISO
Cpeak= 0.412
tpeak= 0.000
tstep= -0.030
tnoise= -0.032
Time (sec)
Frequency (Hz)
Cross/Auto Correlation

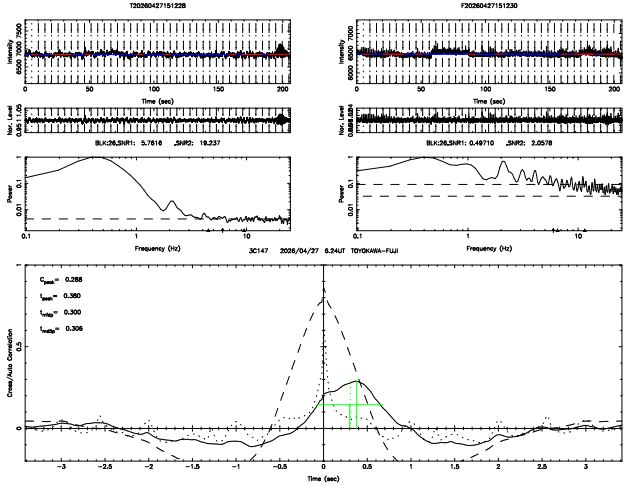
T20260427151228
F20260427151230
BLK:26,SNR1: 5.7816 ,SNR2: 19.237
BLK:26,SNR1: 0.49710 ,SNR2: 2.0578
3C147 2026/04/27 6.24UT TOYOKAWA-FUJI
C_{peak}= 0.288
t_{peak}= 0.380
t_{cntr}= 0.300
t_{centr}= 0.306

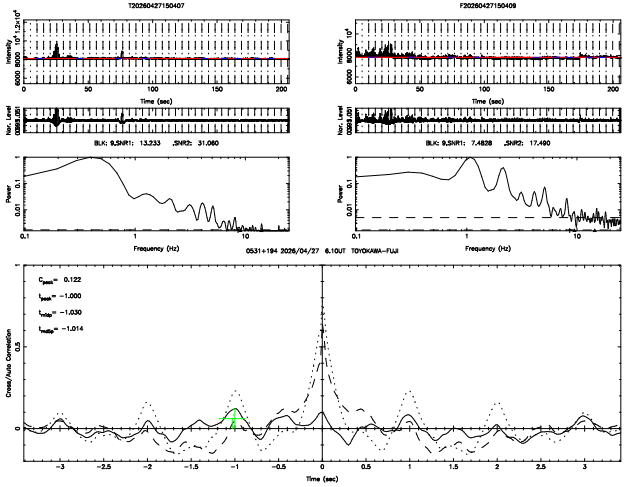
T20260427150407
F20260427150409
BLK: 9,SNR1: 13.233 ,SNR2: 31.060
BLK: 9,SNR1: 7.4828 ,SNR2: 17.490
0531+194 2026/04/27 6.10UT TOYOKAWA-FUJI
C_{peak}= 0.122
t_{peak}= −1.000
t_{cntr}= −1.030
t_{centr}= −1.014

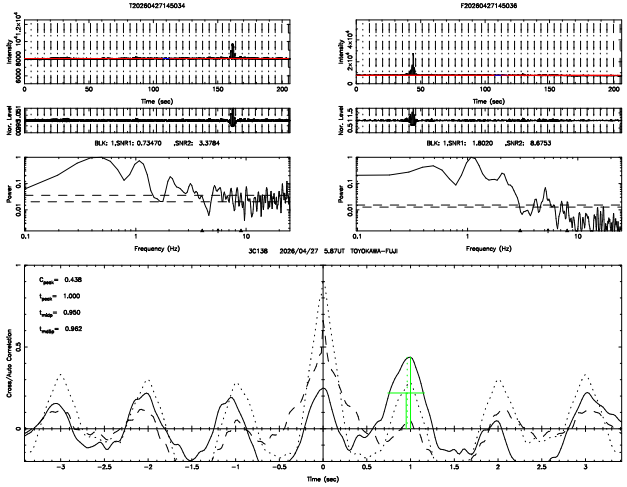
T20260427145034
F20260427145036
BLK: 1,SNR1: 0.73470 ,SNR2: 3.3784
BLK: 1,SNR1: 1.8020 ,SNR2: 8.6753
3C138 2026/04/27 5.87UT TOYOKAWA-FUJI
C_{peak}= 0.438
t_{peak}= 1.000
t_{cntr}= 0.950
t_{centr}= 0.962

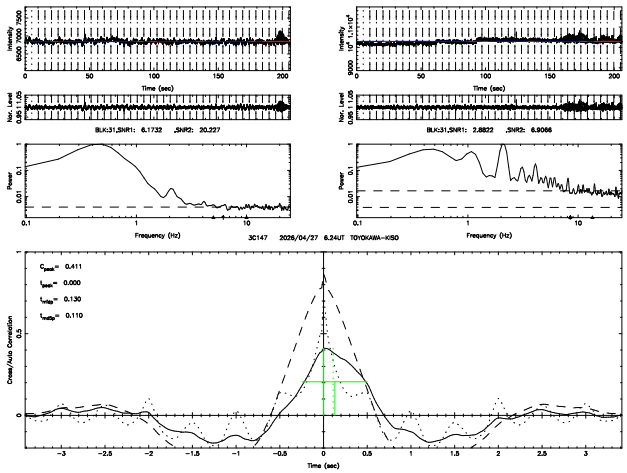
T20260427151228
K20260427151225
BLK:31,SNR1: 6.1732 ,SNR2: 20.227
BLK:31,SNR1: 2.8822 ,SNR2: 6.9066
3C147 2026/04/27 6.24UT TOYOKAWA-KISO
C_{peak}= 0.411
t_{peak}= 0.000
t_{cntr}= 0.130
t_{centr}= 0.110

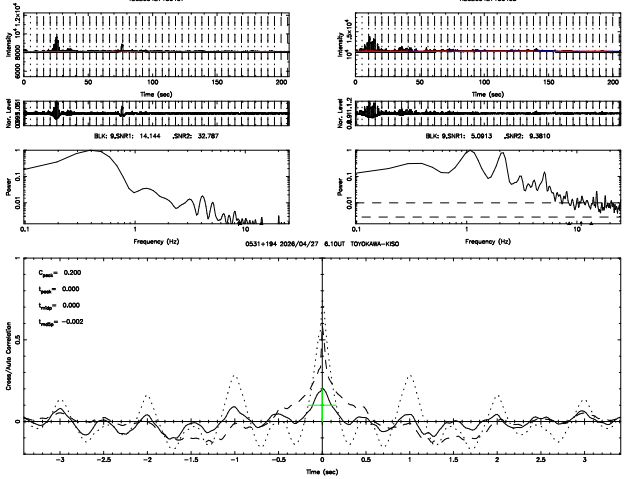
T20260427150407
K20260427150405
BLK: 9,SNR1: 14.144 ,SNR2: 32.787
BLK: 9,SNR1: 5.0913 ,SNR2: 9.3810
0531+194 2026/04/27 6.10UT TOYOKAWA-KISO
C_{peak}= 0.200
t_{peak}= 0.000
t_{cntr}= 0.000
t_{centr}= −0.002

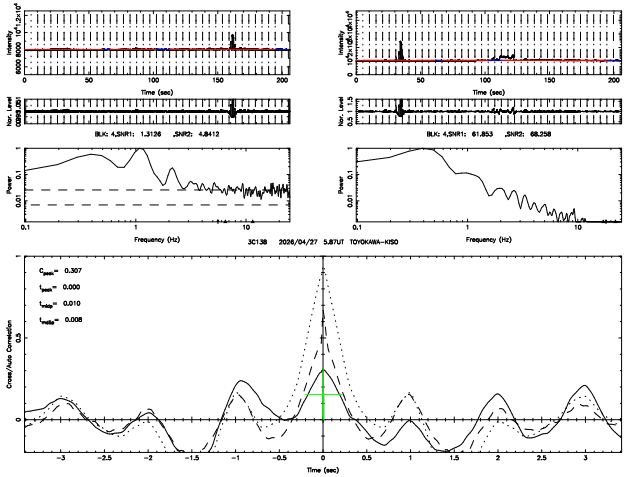
T20260427145034
K20260427145031
BLK: 4,SNR1: 1.3126 ,SNR2: 4.8412
BLK: 4,SNR1: 61.853 ,SNR2: 68.258
3C138 2026/04/27 5.87UT TOYOKAWA-KISO
C_{peak}= 0.307
t_{peak}= 0.000
t_{cntr}= 0.010
t_{centr}= 0.008

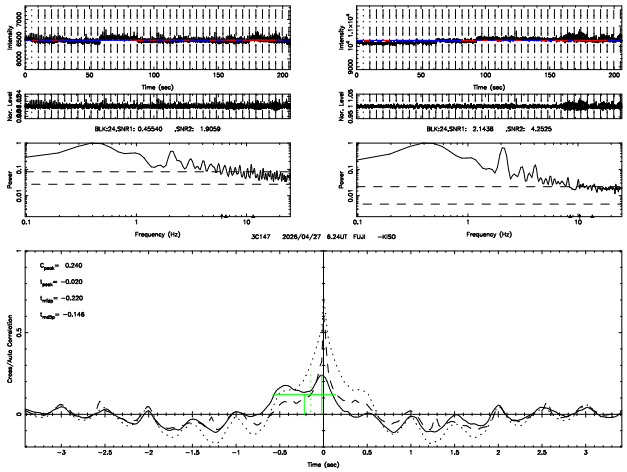
F20260427151230
K20260427151225
BLK:24,SNR1: 0.45540 ,SNR2: 1.9059
BLK:24,SNR1: 2.1438 ,SNR2: 4.2525
3C147 2026/04/27 6.24UT FUJI -KISO
C_{peak}= 0.240
t_{peak}= −0.020
t_{cntr}= −0.220
t_{centr}= −0.146

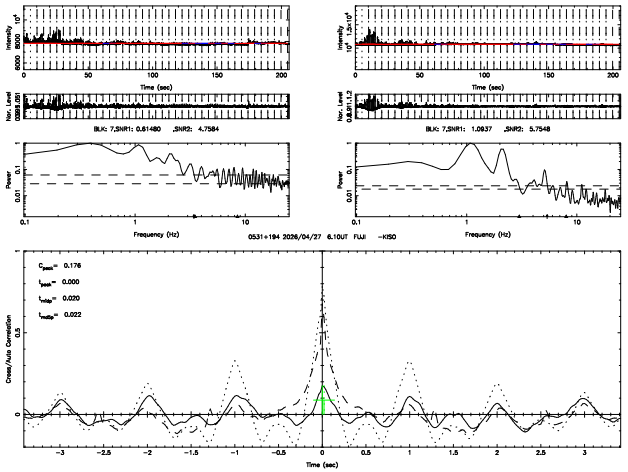
F20260427150409
K20260427150405
BLK: 7,SNR1: 0.61480 ,SNR2: 4.7584
BLK: 7,SNR1: 1.0937 ,SNR2: 5.7548
0531+194 2026/04/27 6.10UT FUJI -KISO
C_{peak}= 0.176
t_{peak}= 0.000
t_{cntr}= 0.020
t_{centr}= 0.022

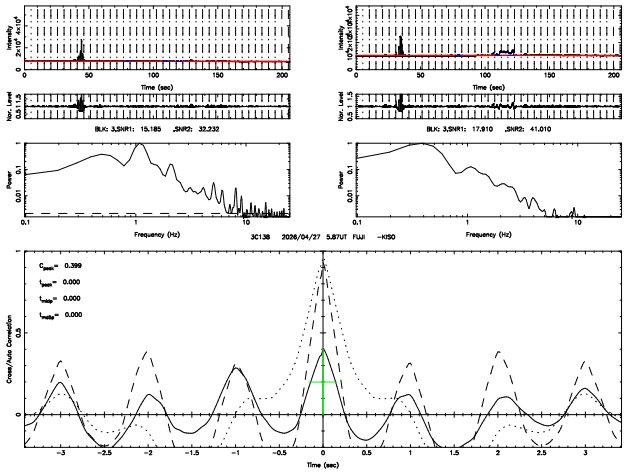
F20260427145036
K20260427145031
BLK: 3,SNR1: 15.185 ,SNR2: 32.232
BLK: 3,SNR1: 17.910 ,SNR2: 41.010
3C138 2026/04/27 5.87UT FUJI -KISO
C_{peak}= 0.399
t_{peak}= 0.000
t_{cntr}= 0.000
t_{centr}= 0.000

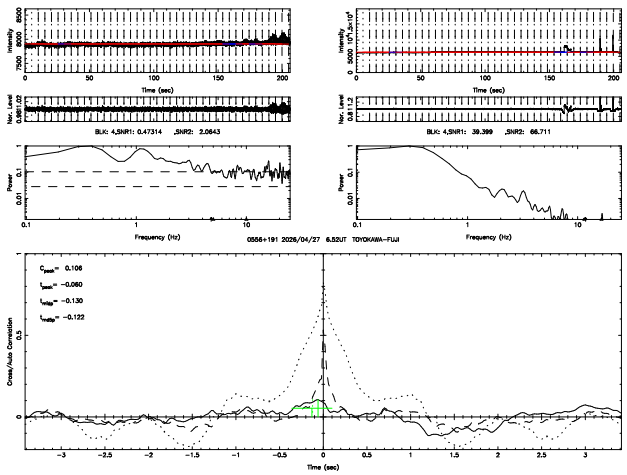
T20260427152916
F20260427152918
BLK: 4,SNR1: 0.47314 ,SNR2: 2.0643
BLK: 4,SNR1: 39.399 ,SNR2: 66.711
0556+191 2026/04/27 6.52UT TOYOKAWA-FUJI
C_{peak}= 0.106
t_{peak}= -0.060
t_{edge}= -0.130
t_{cntr}= -0.122

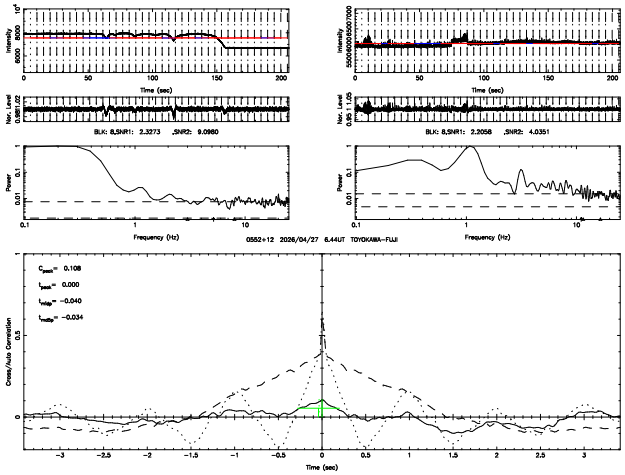
T20260427152449
F20260427152451
BLK: 8,SNR1: 2.3373 ,SNR2: 9.0980
BLK: 8,SNR1: 2.2058 ,SNR2: 4.0351
0552+12 2026/04/27 6.44UT TOYOKAWA-FUJI
C_{peak}= 0.108
t_{peak}= 0.000
t_{edge}= -0.040
t_{cntr}= -0.034

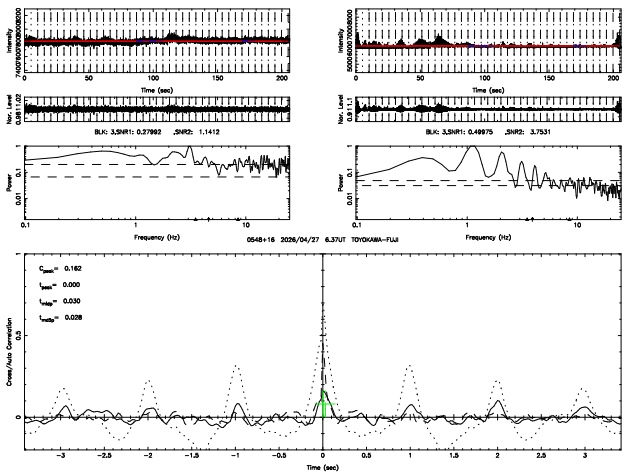
T20260427152038
F20260427152040
BLK: 3,SNR1: 0.37992 ,SNR2: 1.1412
BLK: 3,SNR1: 0.49975 ,SNR2: 3.7531
0548+16 2026/04/27 6.37UT TOYOKAWA-FUJI
C_{peak}= 0.162
t_{peak}= 0.000
t_{edge}= 0.030
t_{cntr}= 0.028

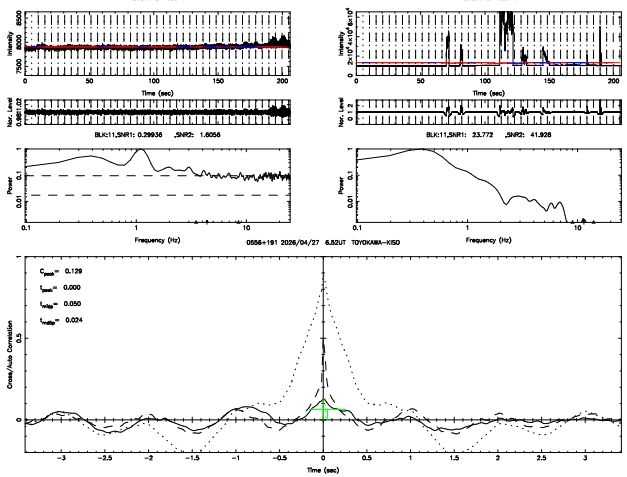
T20260427152916
K20260427152913
BLK:11,SNR1: 0.29936 ,SNR2: 1.6056
BLK:11,SNR1: 23.772 ,SNR2: 41.928
0556+191 2026/04/27 6.52UT TOYOKAWA-KISO
C_{peak}= 0.129
t_{peak}= 0.000
t_{edge}= 0.050
t_{cntr}= 0.024

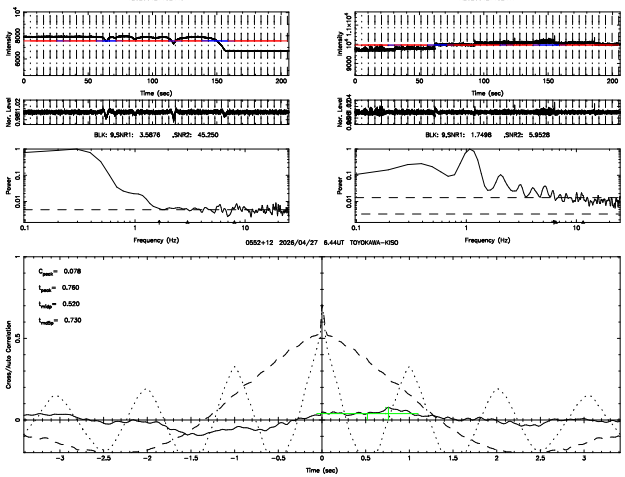
T20260427152449
K20260427152447
BLK: 9,SNR1: 3.5876 ,SNR2: 45.250
BLK: 9,SNR1: 1.7496 ,SNR2: 5.9528
0552+12 2026/04/27 6.44UT TOYOKAWA-KISO
C_{peak}= 0.078
t_{peak}= 0.760
t_{edge}= 0.520
t_{cntr}= 0.730

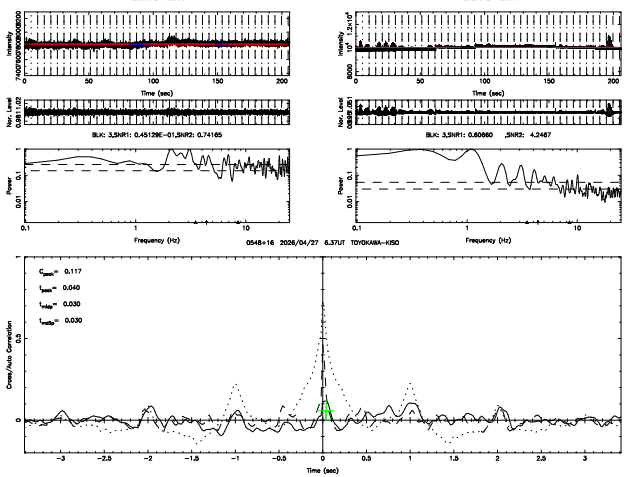
T20260427152038
K20260427152035
BLK: 3,SNR1: 0.45129E-01,SNR2: 0.74165
BLK: 3,SNR1: 0.80660 ,SNR2: 4.2467
0548+16 2026/04/27 6.37UT TOYOKAWA-KISO
C_{peak}= 0.117
t_{peak}= 0.040
t_{edge}= 0.030
t_{cntr}= 0.030

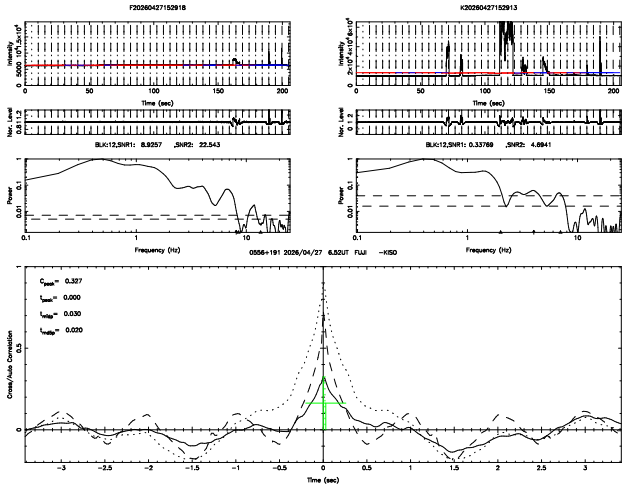
F20260427152918
K20260427152913
BLK:12,SNR1: 8.9257 ,SNR2: 22.543
BLK:12,SNR1: 0.33769 ,SNR2: 4.6941
0556+191 2026/04/27 6.52UT FUJI -KISO
C_{peak}= 0.327
t_{peak}= 0.000
t_{edge}= 0.030
t_{cntr}= 0.020

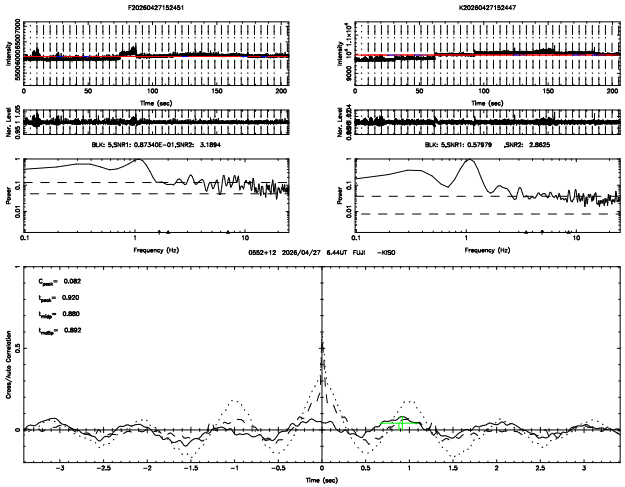
F20260427152451
K20260427152447
BLK: 5,SNR1: 0.87340E-01,SNR2: 3.1894
BLK: 5,SNR1: 0.57979 ,SNR2: 2.8625
0552+12 2026/04/27 6.44UT FUJI -KISO
C_{peak}= 0.082
t_{peak}= 0.920
t_{edge}= 0.880
t_{cntr}= 0.892

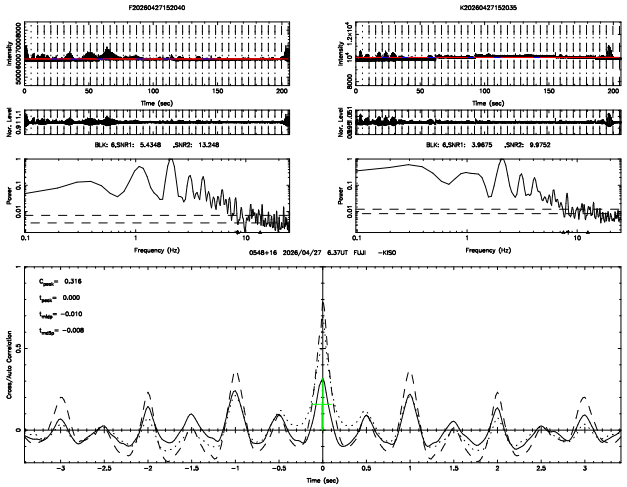
F20260427152040
K20260427152035
BLK: 6,SNR1: 5.4348 ,SNR2: 13.248
BLK: 6,SNR1: 3.9675 ,SNR2: 9.9752
0548+16 2026/04/27 6.37UT FUJI -KISO
C_{peak}= 0.316
t_{peak}= 0.000
t_{edge}= -0.010
t_{cntr}= -0.008

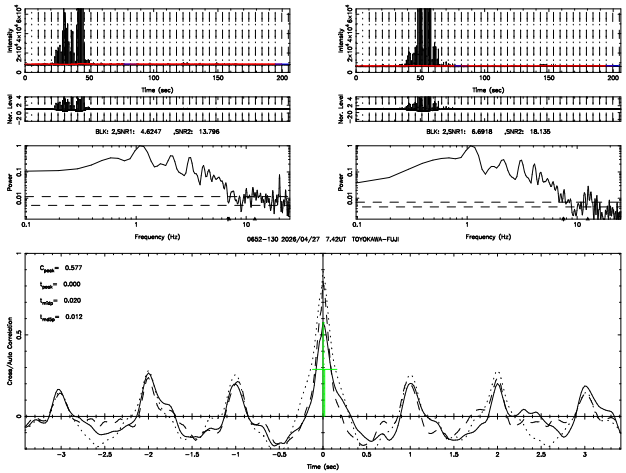
T20260427162341
F20260427162343
BLK: 2,SNR1: 4.6247 ,SNR2: 13.796
BLK: 2,SNR1: 5.6918 ,SNR2: 18.135
0652−130 2026/04/27 7.42UT TOYOKAWA−FUJI
C_{peak}= 0.577
t_{peak}= 0.000
t_{edge}= 0.020
t_{edge}= 0.012

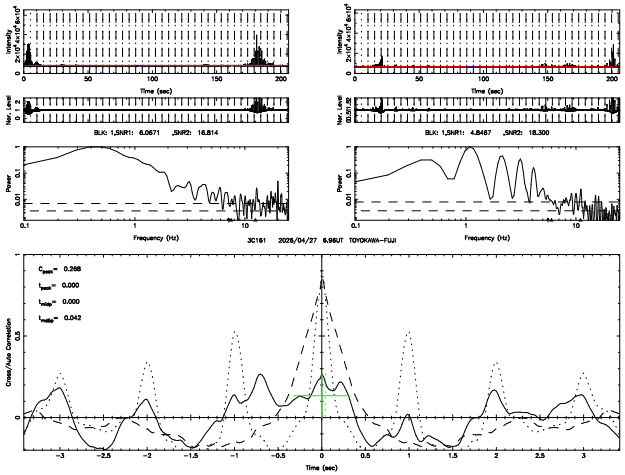
T20260427155608
F20260427155610
BLK: 1,SNR1: 6.0671 ,SNR2: 16.814
BLK: 1,SNR1: 4.8467 ,SNR2: 18.300
3C161 2026/04/27 6.98UT TOYOKAWA−FUJI
C_{peak}= 0.268
t_{peak}= 0.000
t_{edge}= 0.000
t_{edge}= 0.042

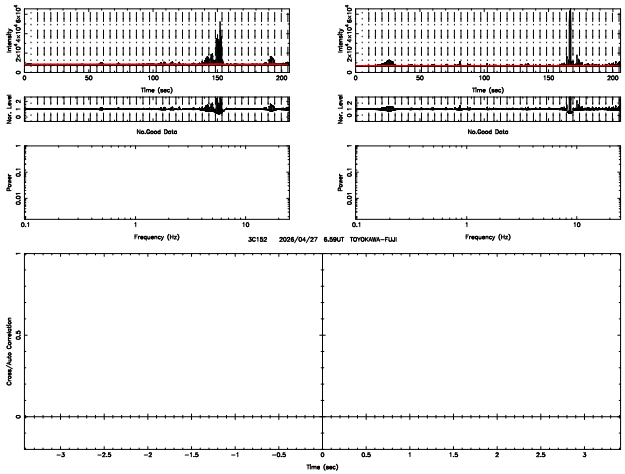
T20260427153348
F20260427153350
No.Good Data
No.Good Data
3C152 2026/04/27 6.59UT TOYOKAWA−FUJI

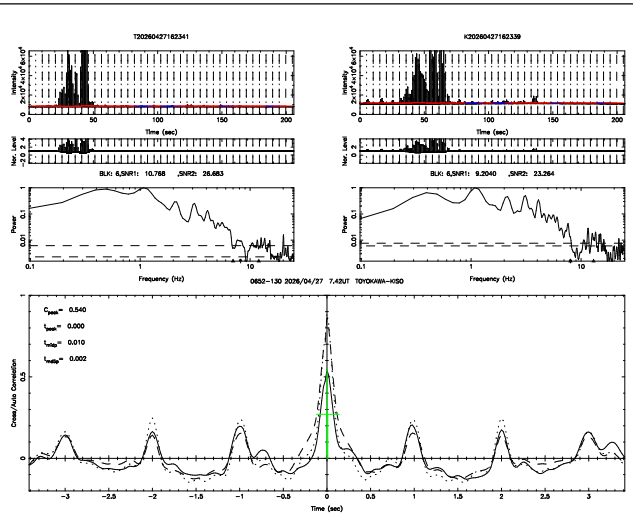
T20260427162341
K20260427162339
BLK: 5,SNR1: 10.788 ,SNR2: 26.683
BLK: 5,SNR1: 9.2040 ,SNR2: 23.264
0652−130 2026/04/27 7.42UT TOYOKAWA−KISO
C_{peak}= 0.540
t_{peak}= 0.000
t_{edge}= 0.010
t_{edge}= 0.002

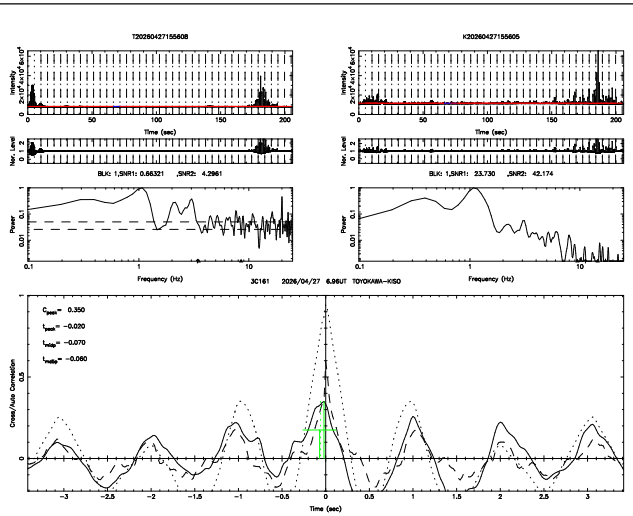
T20260427155608
K20260427155605
BLK: 1,SNR1: 0.66321 ,SNR2: 4.2961
BLK: 1,SNR1: 23.730 ,SNR2: 42.174
3C161 2026/04/27 6.98UT TOYOKAWA−KISO
C_{peak}= 0.350
t_{peak}= −0.020
t_{edge}= −0.070
t_{edge}= −0.060

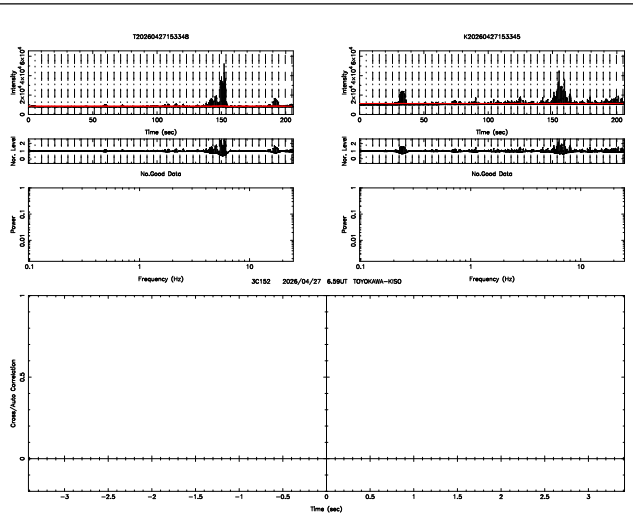
T20260427153348
K20260427153345
No.Good Data
No.Good Data
3C152 2026/04/27 6.59UT TOYOKAWA−KISO

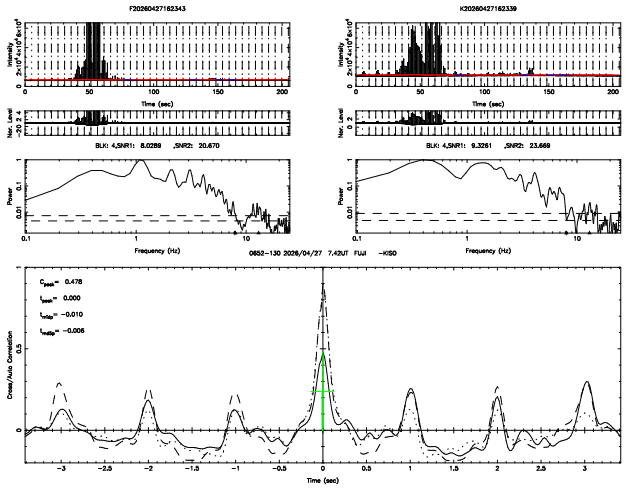
F20260427162343
K20260427162339
BLK: 4,SNR1: 8.0289 ,SNR2: 20.670
BLK: 4,SNR1: 9.3261 ,SNR2: 23.669
0652−130 2026/04/27 7.42UT FUJI −KISO
C_{peak}= 0.478
t_{peak}= 0.000
t_{edge}= −0.010
t_{edge}= −0.006

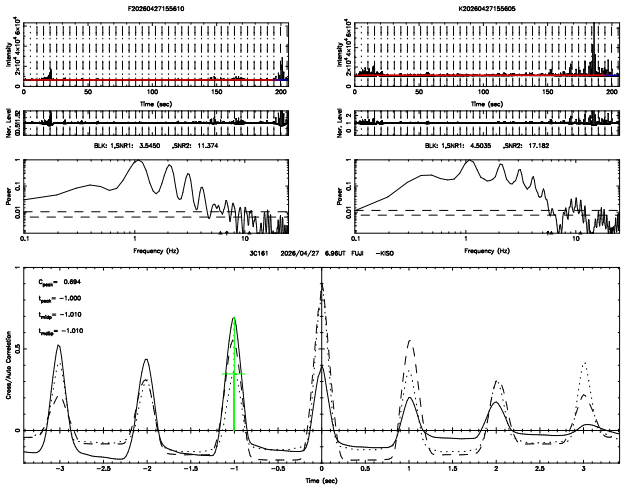
F20260427155610
K20260427155605
BLK: 1,SNR1: 3.5450 ,SNR2: 11.374
BLK: 1,SNR1: 4.5035 ,SNR2: 17.182
3C161 2026/04/27 6.98UT FUJI −KISO
C_{peak}= 0.694
t_{peak}= −1.000
t_{edge}= −1.010
t_{edge}= −1.010

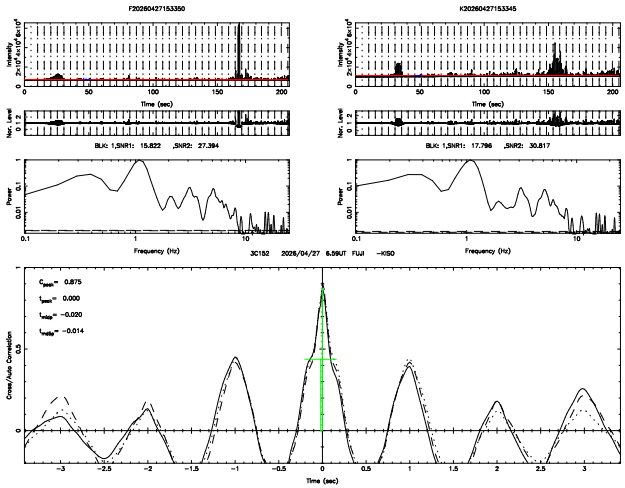
F20260427153350
K20260427153345
BLK: 1,SNR1: 15.822 ,SNR2: 27.394
BLK: 1,SNR1: 17.796 ,SNR2: 30.817
3C152 2026/04/27 6.59UT FUJI −KISO
C_{peak}= 0.875
t_{peak}= 0.000
t_{edge}= −0.020
t_{edge}= −0.014

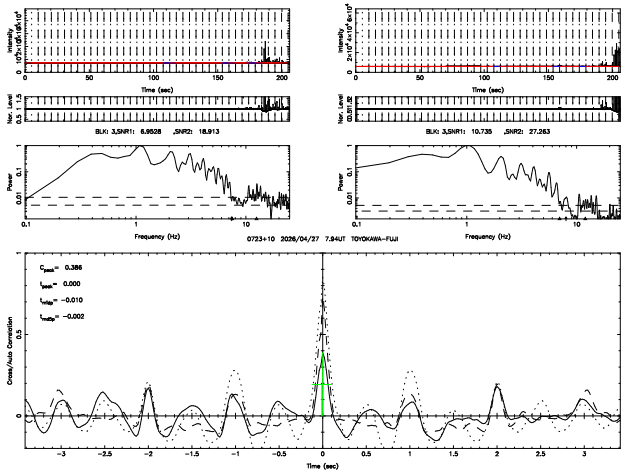
T20260427165453
F20260427165455
BLK: 3,SNR1: 6.9528 ,SNR2: 18.913
BLK: 3,SNR1: 10.735 ,SNR2: 27.263
0723+10 2026/04/27 7.94UT TOYOKAWA-FUJI
C_{peak}= 0.386
t_{peak}= 0.000
t_{rise}= −0.010
t_{decay}= −0.002

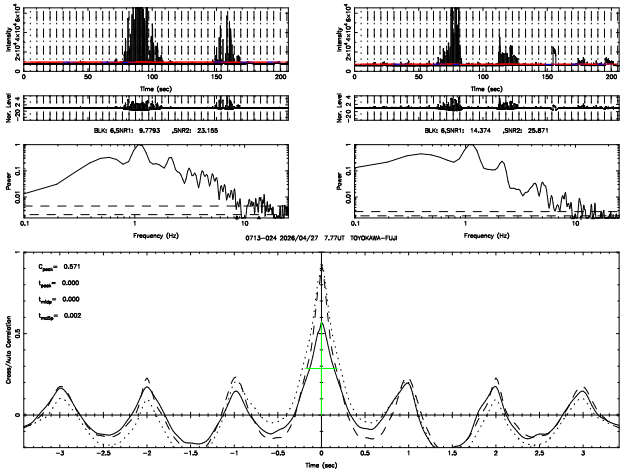
T20260427164441
F20260427164443
BLK: 6,SNR1: 9.7793 ,SNR2: 23.155
BLK: 6,SNR1: 14.374 ,SNR2: 25.871
0713−024 2026/04/27 7.77UT TOYOKAWA-FUJI
C_{peak}= 0.571
t_{peak}= 0.000
t_{rise}= 0.000
t_{decay}= 0.002

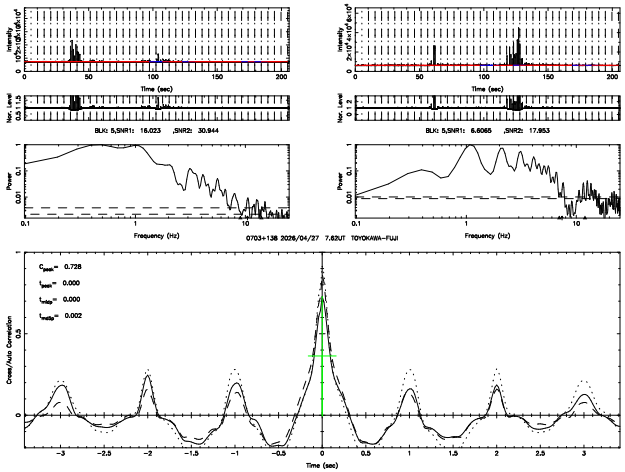
T20260427163518
F20260427163520
BLK: 5,SNR1: 16.023 ,SNR2: 30.944
BLK: 5,SNR1: 6.6065 ,SNR2: 17.953
0703+138 2026/04/27 7.62UT TOYOKAWA-FUJI
C_{peak}= 0.728
t_{peak}= 0.000
t_{rise}= 0.000
t_{decay}= 0.002

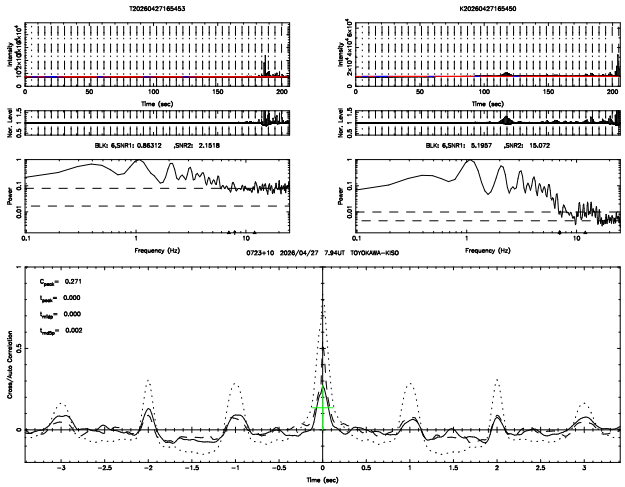
T20260427165453
K20260427165450
BLK: 6,SNR1: 0.85312 ,SNR2: 2.1518
BLK: 6,SNR1: 5.1937 ,SNR2: 15.072
0723+10 2026/04/27 7.94UT TOYOKAWA-KISO
C_{peak}= 0.271
t_{peak}= 0.000
t_{rise}= 0.000
t_{decay}= 0.002

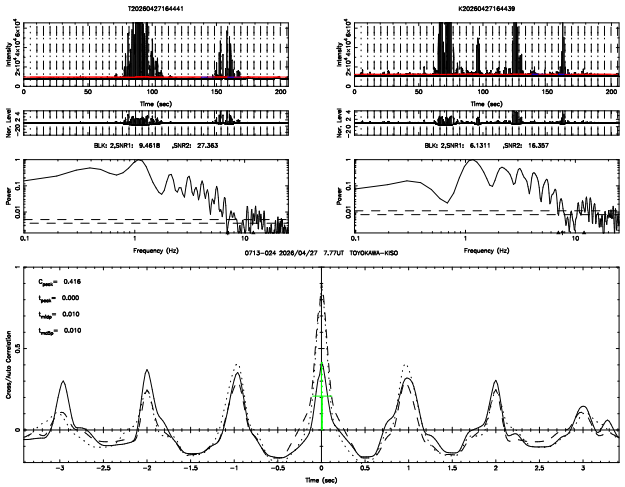
T20260427164441
K20260427164439
BLK: 2,SNR1: 9.4618 ,SNR2: 27.363
BLK: 2,SNR1: 6.1311 ,SNR2: 16.357
0713−024 2026/04/27 7.77UT TOYOKAWA-KISO
C_{peak}= 0.415
t_{peak}= 0.000
t_{rise}= 0.010
t_{decay}= 0.010

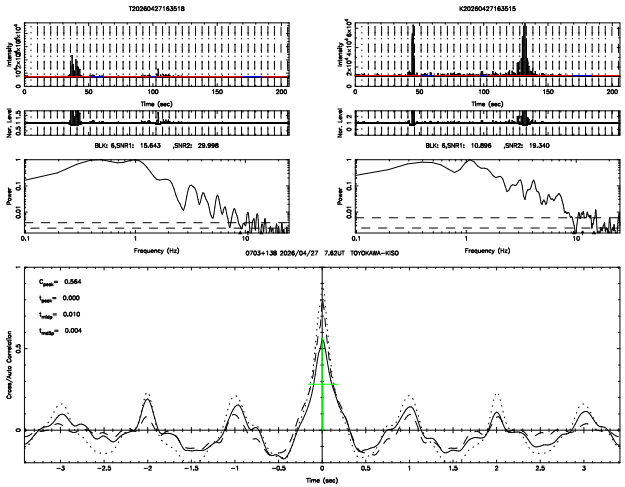
T20260427163518
K20260427163515
BLK: 5,SNR1: 15.643 ,SNR2: 29.998
BLK: 5,SNR1: 10.896 ,SNR2: 19.340
0703+138 2026/04/27 7.62UT TOYOKAWA-KISO
C_{peak}= 0.564
t_{peak}= 0.000
t_{rise}= 0.010
t_{decay}= 0.004

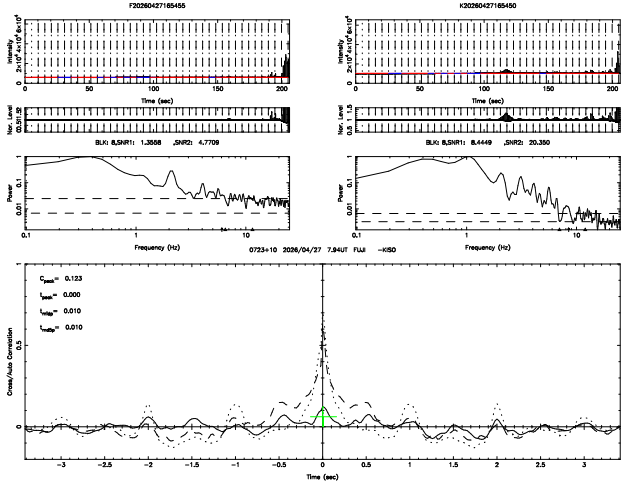
F20260427165455
K20260427165450
BLK: 8,SNR1: 1.3558 ,SNR2: 4.7709
BLK: 8,SNR1: 8.4449 ,SNR2: 20.350
0723+10 2026/04/27 7.94UT FUJI -KISO
C_{peak}= 0.123
t_{peak}= 0.000
t_{rise}= 0.010
t_{decay}= 0.010

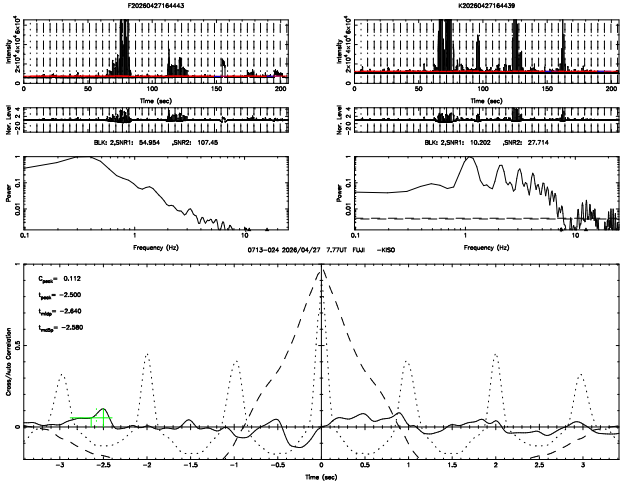
F20260427164443
K20260427164439
BLK: 2,SNR1: 54.954 ,SNR2: 107.45
BLK: 2,SNR1: 10.202 ,SNR2: 27.714
0713−024 2026/04/27 7.77UT FUJI -KISO
C_{peak}= 0.112
t_{peak}= −2.500
t_{rise}= −2.640
t_{decay}= −2.580

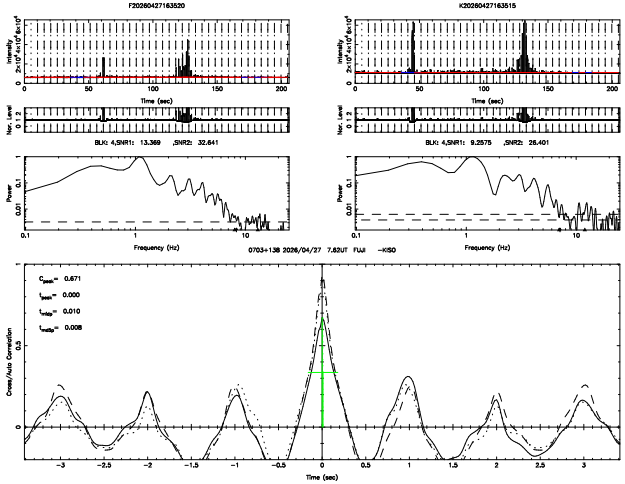
F20260427163520
K20260427163515
BLK: 4,SNR1: 13.369 ,SNR2: 32.641
BLK: 4,SNR1: 9.2575 ,SNR2: 26.401
0703+138 2026/04/27 7.62UT FUJI -KISO
C_{peak}= 0.671
t_{peak}= 0.000
t_{rise}= 0.010
t_{decay}= 0.008

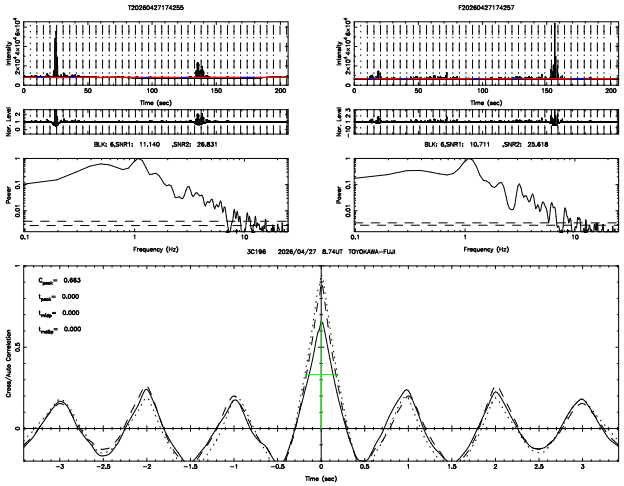
T20260427174255
F20260427174257
BLK: 6,SNR1: 11.140 ,SNR2: 29.831
BLK: 6,SNR1: 10.711 ,SNR2: 23.618
3C196 2026/04/27 8.74UT TOYOKAWA-FUJI
Cmax= 0.663
tpeak= 0.000
tedge= 0.000
tcntr= 0.000
Time (sec)
Frequency (Hz)
Cross/Auto Correlation

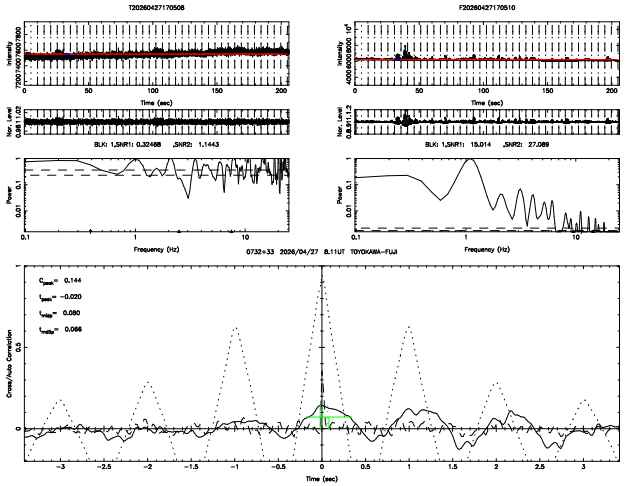
T20260427170506
F20260427170510
BLK: 1,SNR1: 0.32468 ,SNR2: 1.1443
BLK: 1,SNR1: 15.014 ,SNR2: 27.089
0732+33 2026/04/27 8.11UT TOYOKAWA-FUJI
Cmax= 0.144
tpeak= -0.020
tedge= 0.080
tcntr= 0.066
Time (sec)
Frequency (Hz)
Cross/Auto Correlation

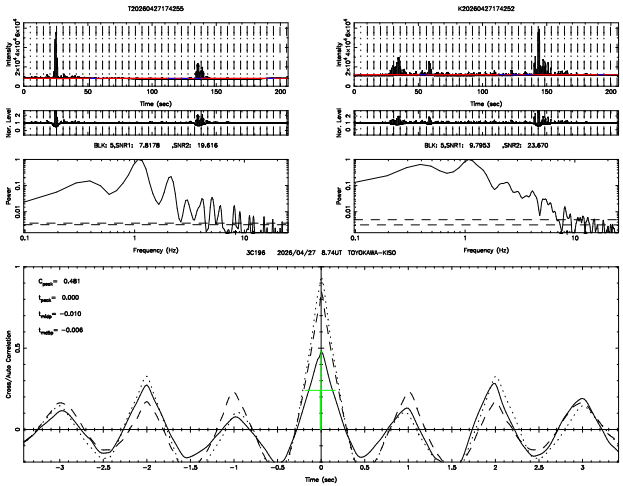
T20260427174255
K20260427174252
BLK: 5,SNR1: 7.8178 ,SNR2: 19.616
BLK: 5,SNR1: 8.7953 ,SNR2: 23.870
3C196 2026/04/27 8.74UT TOYOKAWA-KISO
Cmax= 0.481
tpeak= 0.000
tedge= -0.010
tcntr= -0.006
Time (sec)
Frequency (Hz)
Cross/Auto Correlation

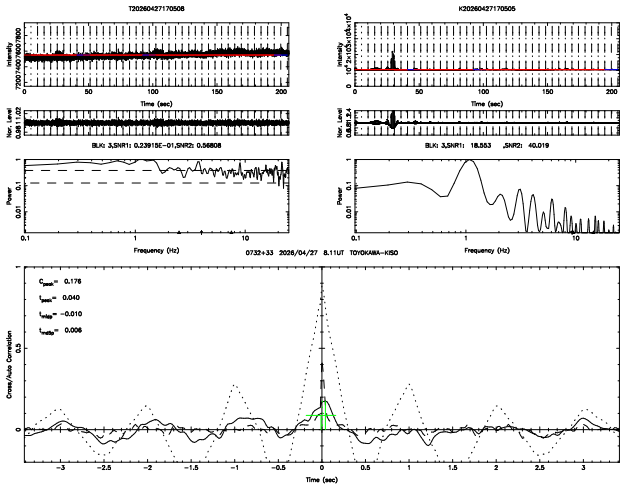
T20260427170506
K20260427170505
BLK: 3,SNR1: 0.23915E-01,SNR2: 0.56808
BLK: 3,SNR1: 18.553 ,SNR2: 40.019
0732+33 2026/04/27 8.11UT TOYOKAWA-KISO
Cmax= 0.176
tpeak= 0.040
tedge= -0.010
tcntr= 0.006
Time (sec)
Frequency (Hz)
Cross/Auto Correlation

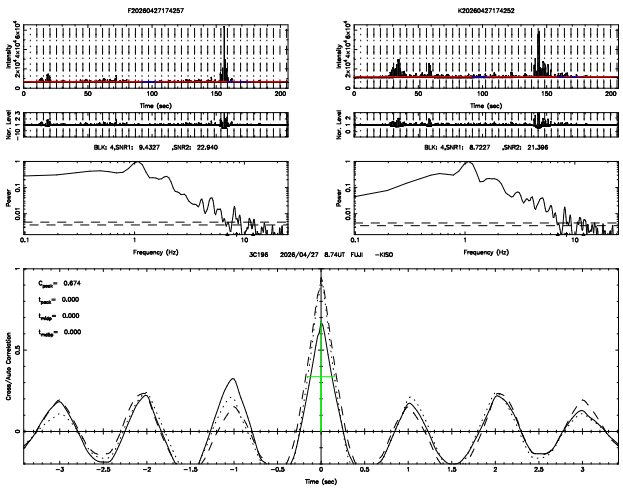
F20260427174257
K20260427174252
BLK: 4,SNR1: 9.4327 ,SNR2: 22.940
BLK: 4,SNR1: 8.7227 ,SNR2: 21.396
3C196 2026/04/27 8.74UT FUJI -KISO
Cmax= 0.674
tpeak= 0.000
tedge= 0.000
tcntr= 0.000
Time (sec)
Frequency (Hz)
Cross/Auto Correlation

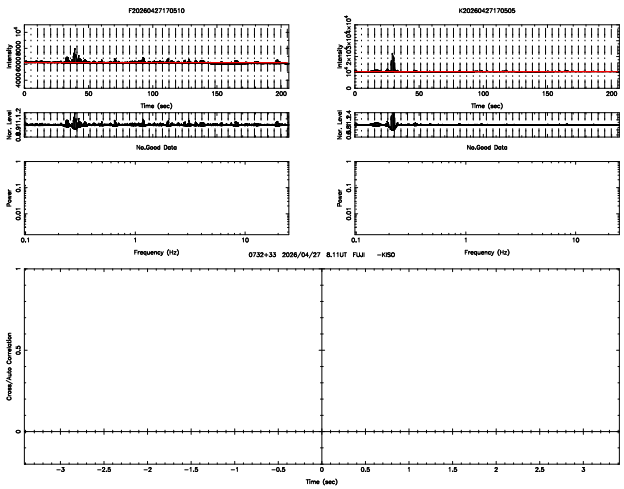
F20260427170510
K20260427170505
No.Good Data
No.Good Data
0732+33 2026/04/27 8.11UT FUJI -KISO
Time (sec)
Frequency (Hz)
Cross/Auto Correlation