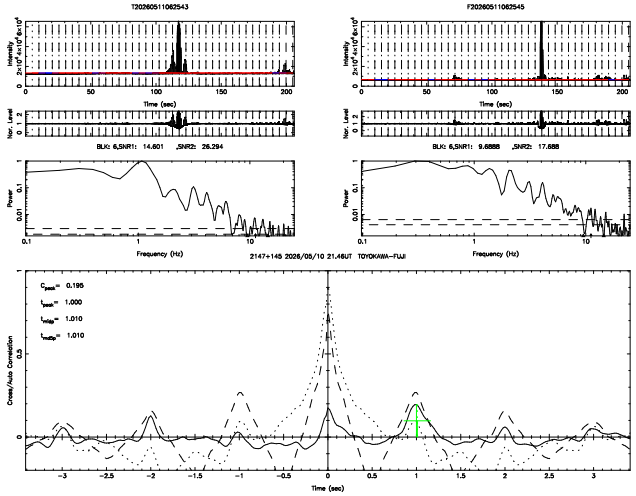
T20260511062543
F20260511062545
BLK: 6,SNR1: 14.601 ,SNR2: 26.294
BLK: 6,SNR1: 9.6888 ,SNR2: 17.888
2147+145 2026/05/10 21.46UT TOYOKAWA-FUJI
C_{peak}= 0.195
t_{peak}= 1.000
t_{edge}= 1.010
t_{edge}= 1.010

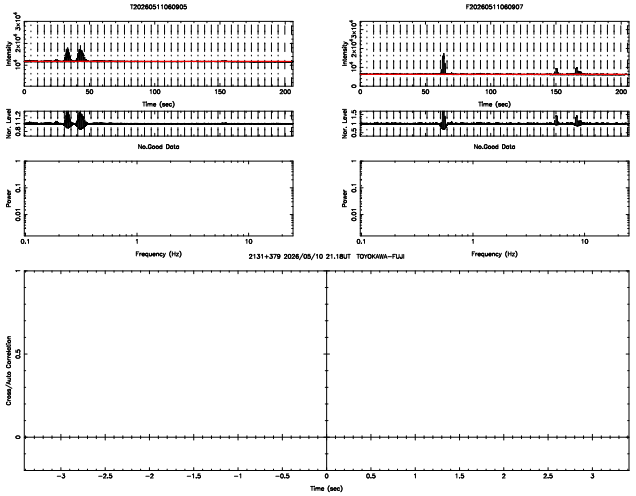
T20260511060905
F20260511060907
No.Good Data
No.Good Data
2131+379 2026/05/10 21.18UT TOYOKAWA-FUJI

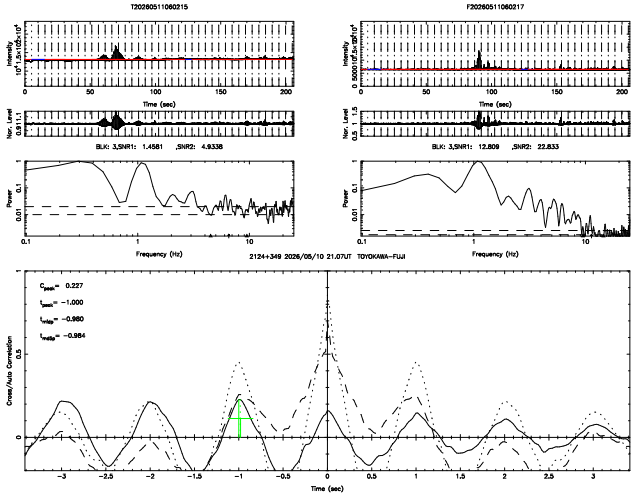
T20260511060215
F20260511060217
BLK: 3,SNR1: 1.4581 ,SNR2: 4.9338
BLK: 3,SNR1: 12.809 ,SNR2: 22.833
2124+349 2026/05/10 21.07UT TOYOKAWA-FUJI
C_{peak}= 0.227
t_{peak}= -1.000
t_{edge}= -0.980
t_{edge}= -0.984

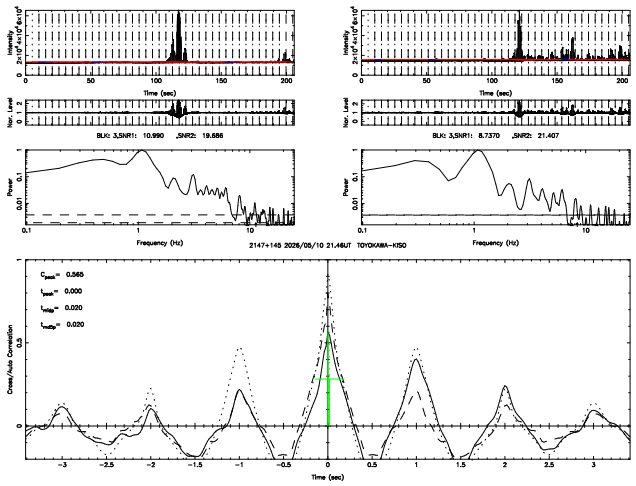
T20260511062543
K20260511062540
BLK: 3,SNR1: 10.990 ,SNR2: 19.586
BLK: 3,SNR1: 8.7370 ,SNR2: 21.407
2147+145 2026/05/10 21.46UT TOYOKAWA-KISO
C_{peak}= 0.565
t_{peak}= 0.000
t_{edge}= 0.020
t_{edge}= 0.020

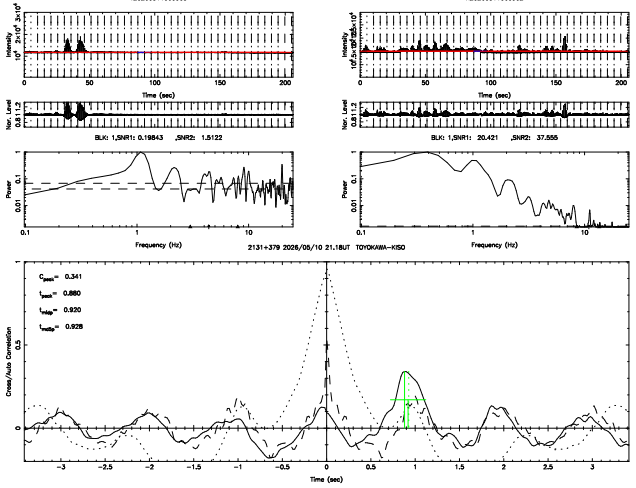
T20260511060905
K20260511060902
BLK: 1,SNR1: 0.19843 ,SNR2: 1.5122
BLK: 1,SNR1: 20.421 ,SNR2: 37.555
2131+379 2026/05/10 21.18UT TOYOKAWA-KISO
C_{peak}= 0.341
t_{peak}= 0.880
t_{edge}= 0.920
t_{edge}= 0.928

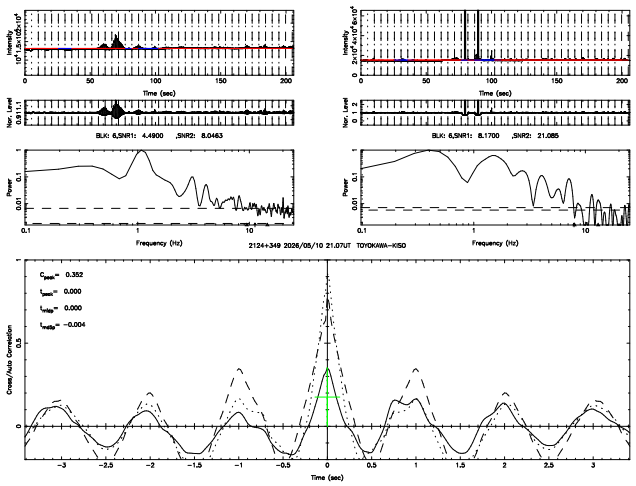
T20260511060215
K20260511060212
BLK: 6,SNR1: 4.4900 ,SNR2: 8.0463
BLK: 6,SNR1: 8.1700 ,SNR2: 21.085
2124+349 2026/05/10 21.07UT TOYOKAWA-KISO
C_{peak}= 0.352
t_{peak}= 0.000
t_{edge}= 0.000
t_{edge}= -0.004

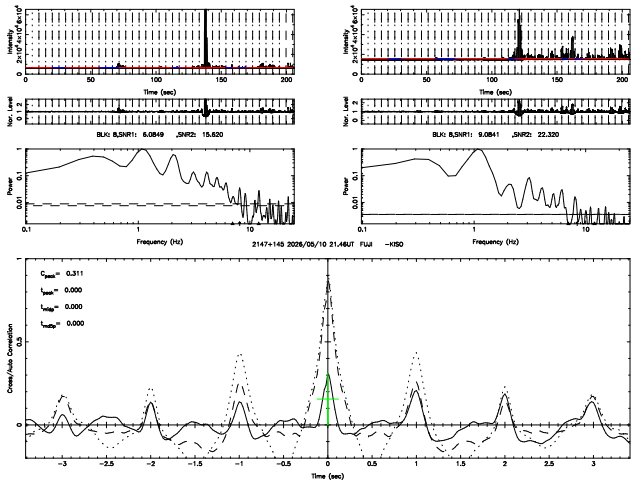
F20260511062545
K20260511062540
BLK: 8,SNR1: 6.0849 ,SNR2: 15.620
BLK: 8,SNR1: 9.0841 ,SNR2: 22.320
2147+145 2026/05/10 21.46UT FUJI -KISO
C_{peak}= 0.311
t_{peak}= 0.000
t_{edge}= 0.000
t_{edge}= 0.000

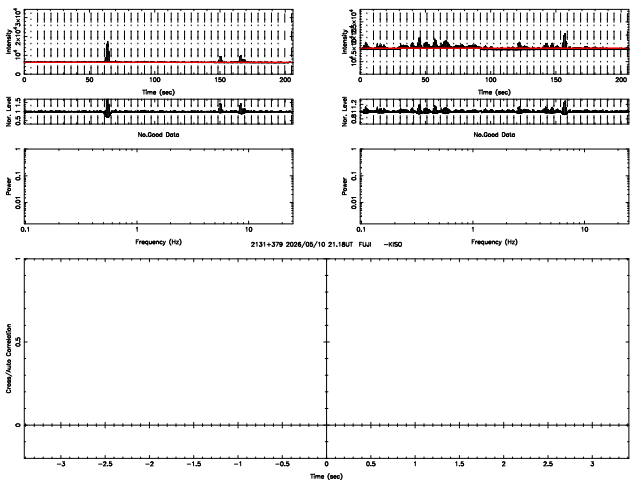
F20260511060907
K20260511060902
No.Good Data
No.Good Data
2131+379 2026/05/10 21.18UT FUJI -KISO

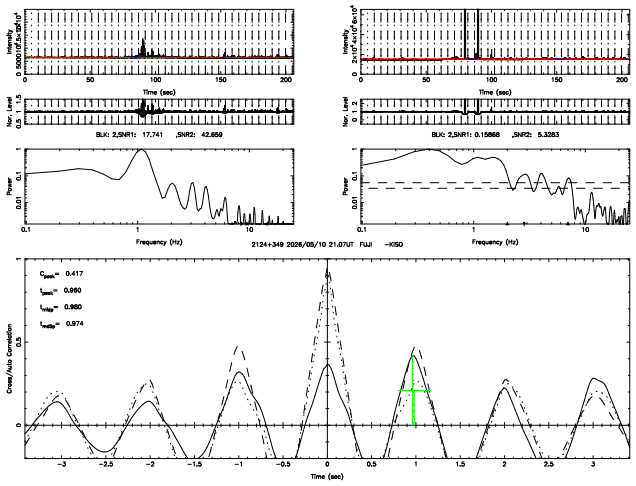
F20260511060217
K20260511060212
BLK: 2,SNR1: 17.741 ,SNR2: 42.659
BLK: 2,SNR1: 0.15868 ,SNR2: 5.3283
2124+349 2026/05/10 21.07UT FUJI -KISO
C_{peak}= 0.417
t_{peak}= 0.960
t_{edge}= 0.980
t_{edge}= 0.974

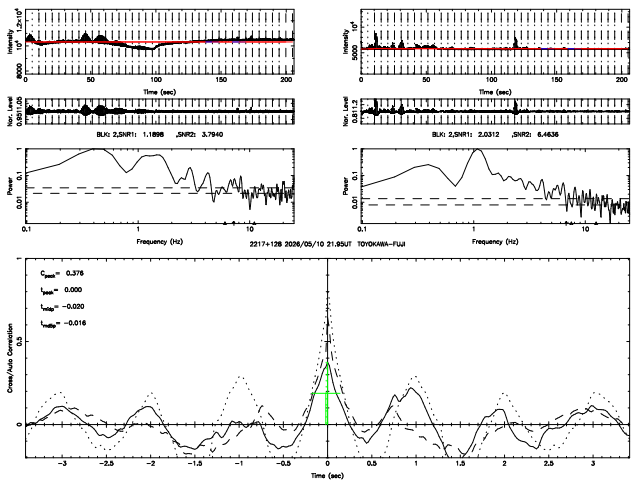
T20260511065522
F20260511065524
BLK: 3,SNR1: 1.1898 ,SNR2: 3.7940
BLK: 2,SNR1: 2.0312 ,SNR2: 6.4636
2217+128 2026/05/10 21.95UT TOYOKAWA-FUJI
C_{peak}= 0.376
t_{peak}= 0.000
t_{rise}= −0.020
t_{rise}= −0.016

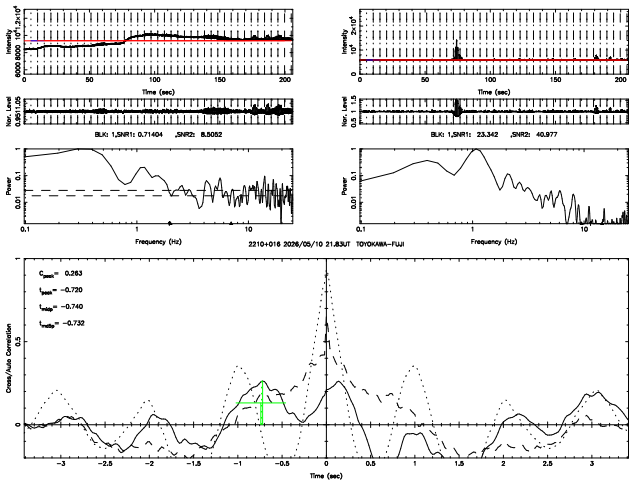
T20260511064759
F20260511064801
BLK: 1,SNR1: 0.71404 ,SNR2: 8.5052
BLK: 1,SNR1: 23.342 ,SNR2: 40.977
2210+016 2026/05/10 21.83UT TOYOKAWA-FUJI
C_{peak}= 0.263
t_{peak}= −0.720
t_{rise}= −0.740
t_{rise}= −0.732

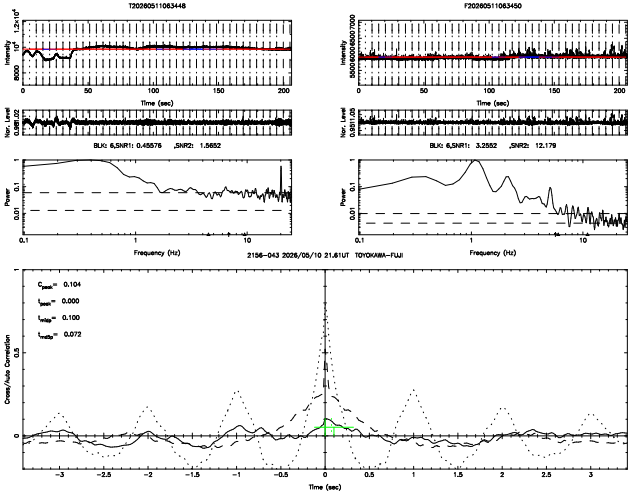
T20260511063448
F20260511063450
BLK: 6,SNR1: 0.45576 ,SNR2: 1.5652
BLK: 6,SNR1: 3.2552 ,SNR2: 12.179
2156-043 2026/05/10 21.61UT TOYOKAWA-FUJI
C_{peak}= 0.104
t_{peak}= 0.000
t_{rise}= 0.100
t_{rise}= 0.072

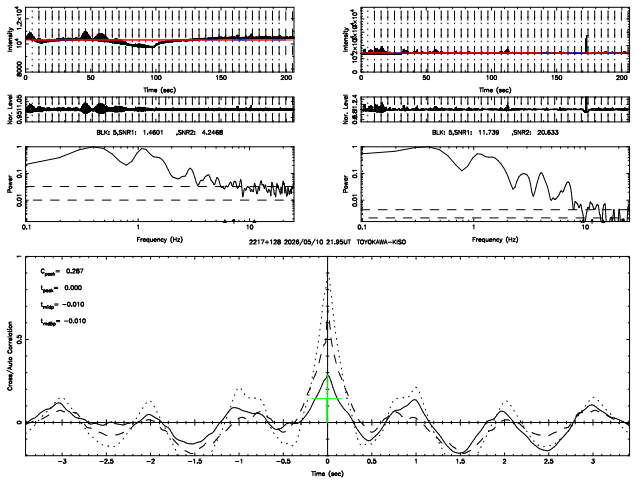
T20260511065522
K20260511065519
BLK: 3,SNR1: 1.4601 ,SNR2: 4.2468
BLK: 3,SNR1: 11.739 ,SNR2: 20.633
2217+128 2026/05/10 21.95UT TOYOKAWA-KISO
C_{peak}= 0.287
t_{peak}= 0.000
t_{rise}= −0.010
t_{rise}= −0.010

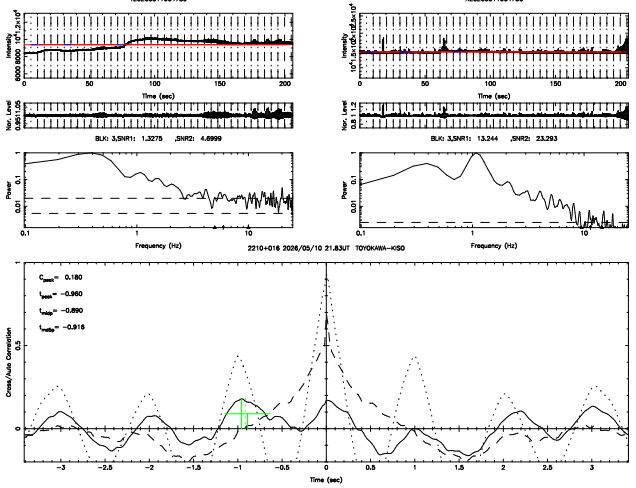
T20260511064759
K20260511064756
BLK: 3,SNR1: 1.3275 ,SNR2: 4.6999
BLK: 3,SNR1: 13.244 ,SNR2: 23.293
2210+016 2026/05/10 21.83UT TOYOKAWA-KISO
C_{peak}= 0.180
t_{peak}= −0.960
t_{rise}= −0.890
t_{rise}= −0.916

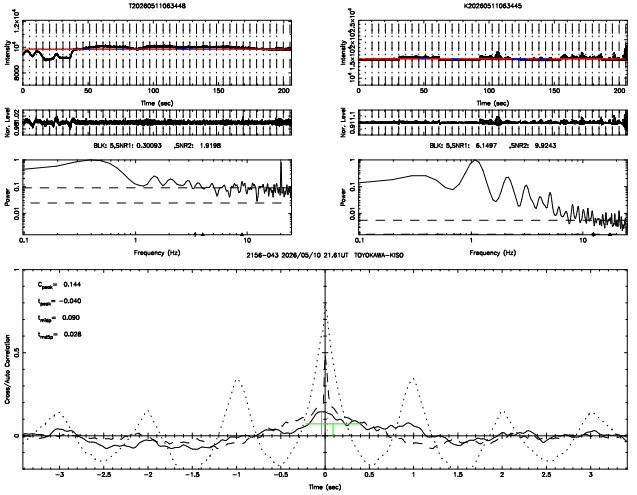
T20260511063448
K20260511063445
BLK: 5,SNR1: 0.30093 ,SNR2: 1.9198
BLK: 5,SNR1: 5.1497 ,SNR2: 9.9243
2156-043 2026/05/10 21.61UT TOYOKAWA-KISO
C_{peak}= 0.144
t_{peak}= −0.040
t_{rise}= 0.090
t_{rise}= 0.028

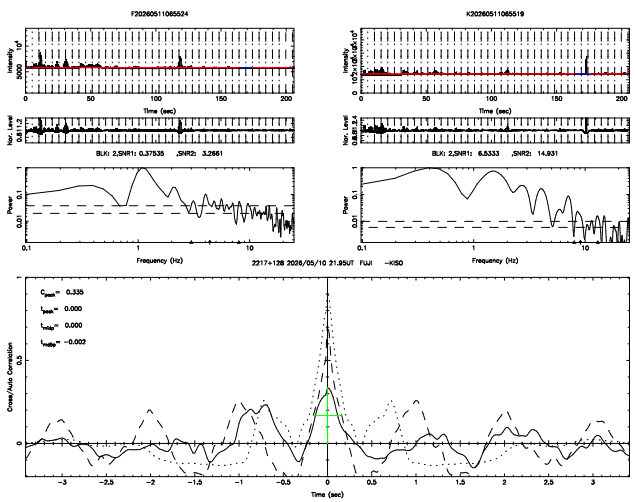
F20260511065524
K20260511065519
BLK: 2,SNR1: 0.37535 ,SNR2: 3.2661
BLK: 2,SNR1: 6.5333 ,SNR2: 14.931
2217+128 2026/05/10 21.95UT FUJI -KISO
C_{peak}= 0.335
t_{peak}= 0.000
t_{rise}= 0.000
t_{rise}= −0.002

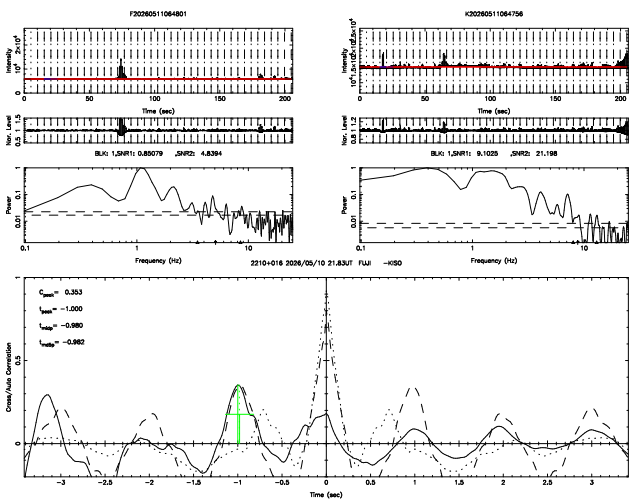
F20260511064801
K20260511064756
BLK: 1,SNR1: 0.85079 ,SNR2: 4.8394
BLK: 1,SNR1: 9.1025 ,SNR2: 21.198
2210+016 2026/05/10 21.83UT FUJI -KISO
C_{peak}= 0.353
t_{peak}= −1.000
t_{rise}= −0.980
t_{rise}= −0.982

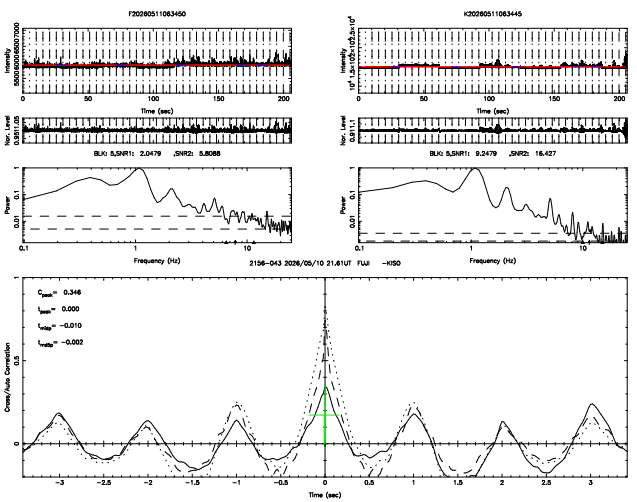
F20260511063450
K20260511063445
BLK: 5,SNR1: 2.0479 ,SNR2: 5.8088
BLK: 5,SNR1: 9.2479 ,SNR2: 16.427
2156-043 2026/05/10 21.61UT FUJI -KISO
C_{peak}= 0.346
t_{peak}= 0.000
t_{rise}= −0.010
t_{rise}= −0.002

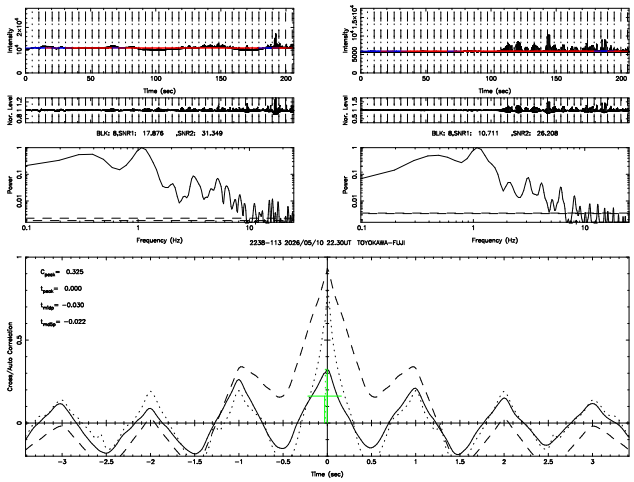
T20260511071619
F20260511071621
BLK: 8,SNR1: 17.876 ,SNR2: 31.349
BLK: 8,SNR1: 10.711 ,SNR2: 26.208
2238−113 2026/05/10 22.30UT TOYOKAWA−FUJI
C_{peak}= 0.325
t_{peak}= 0.000
t_{rise}= −0.030
t_{fall}= −0.022

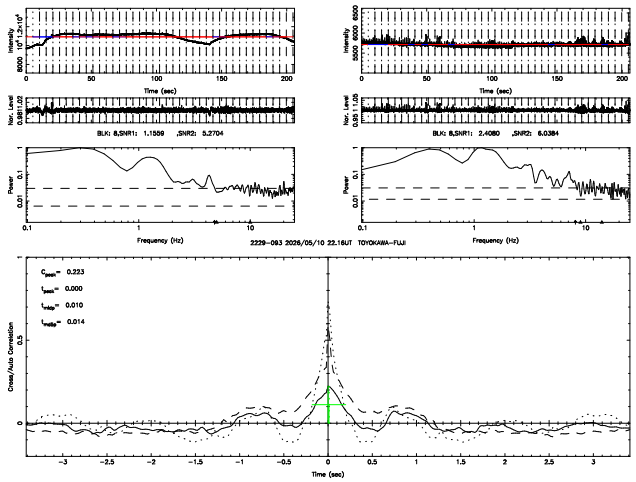
T20260511070752
F20260511070754
BLK: 8,SNR1: 1.1559 ,SNR2: 5.2704
BLK: 8,SNR1: 2.4080 ,SNR2: 6.0384
2229−093 2026/05/10 22.16UT TOYOKAWA−FUJI
C_{peak}= 0.233
t_{peak}= 0.000
t_{rise}= 0.010
t_{fall}= 0.014

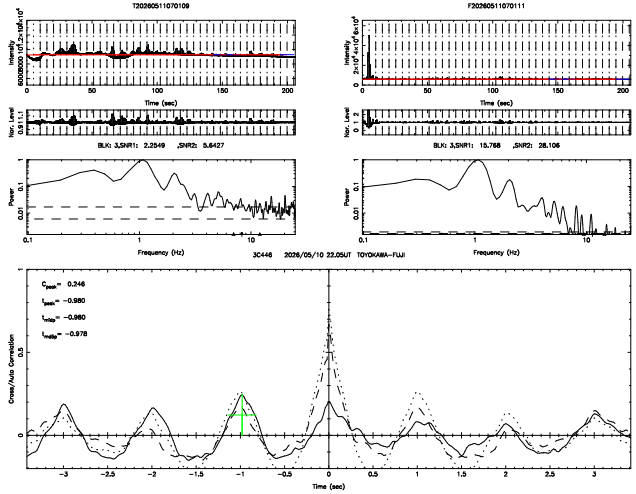
T20260511070109
F20260511070111
BLK: 3,SNR1: 2.2549 ,SNR2: 5.6427
BLK: 3,SNR1: 15.768 ,SNR2: 28.106
3C446 2026/05/10 22.05UT TOYOKAWA−FUJI
C_{peak}= 0.346
t_{peak}= −0.980
t_{rise}= −0.980
t_{fall}= −0.978

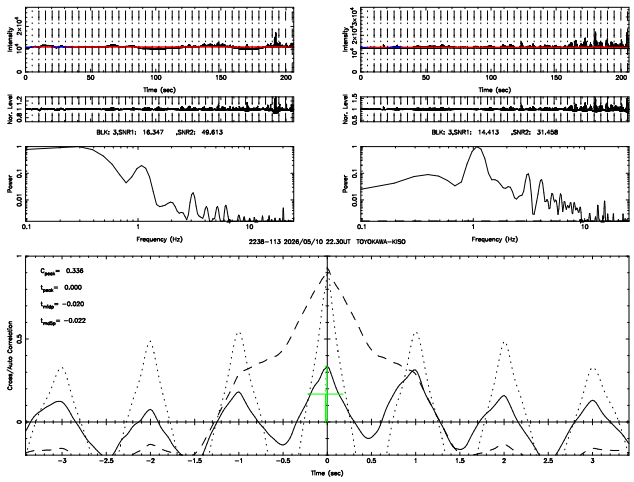
T20260511071619
K20260511071616
BLK: 3,SNR1: 16.347 ,SNR2: 49.613
BLK: 3,SNR1: 14.413 ,SNR2: 31.458
2238−113 2026/05/10 22.30UT TOYOKAWA−KISO
C_{peak}= 0.336
t_{peak}= 0.000
t_{rise}= −0.020
t_{fall}= −0.022

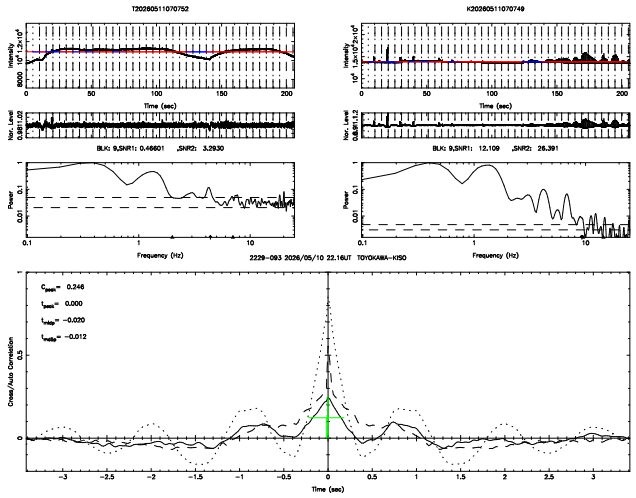
T20260511070752
K20260511070749
BLK: 9,SNR1: 0.46601 ,SNR2: 3.2930
BLK: 9,SNR1: 12.109 ,SNR2: 26.391
2229−093 2026/05/10 22.16UT TOYOKAWA−KISO
C_{peak}= 0.248
t_{peak}= 0.000
t_{rise}= −0.020
t_{fall}= −0.012

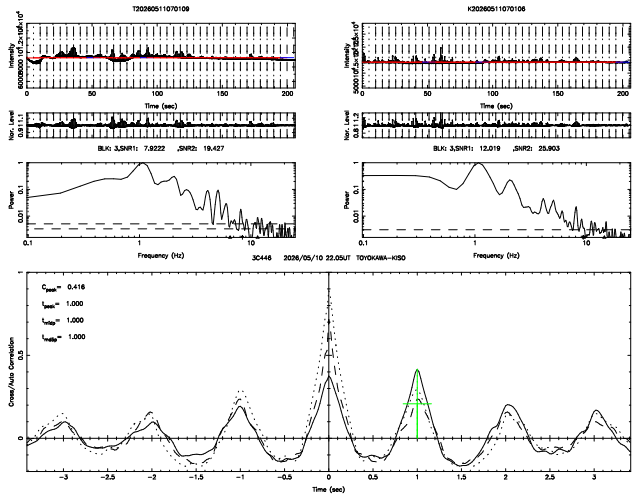
T20260511070109
K20260511070106
BLK: 3,SNR1: 7.9222 ,SNR2: 19.427
BLK: 3,SNR1: 12.019 ,SNR2: 25.903
3C446 2026/05/10 22.05UT TOYOKAWA−KISO
C_{peak}= 0.416
t_{peak}= 1.000
t_{rise}= 1.000
t_{fall}= 1.000

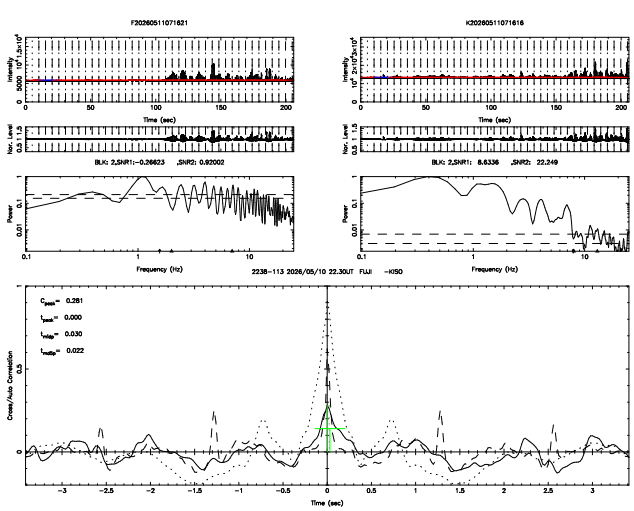
F20260511071621
K20260511071616
BLK: 2,SNR1:−0.26623 ,SNR2: 0.92002
BLK: 2,SNR1: 8.5336 ,SNR2: 22.249
2238−113 2026/05/10 22.30UT FUJI −KISO
C_{peak}= 0.281
t_{peak}= 0.000
t_{rise}= 0.030
t_{fall}= 0.022

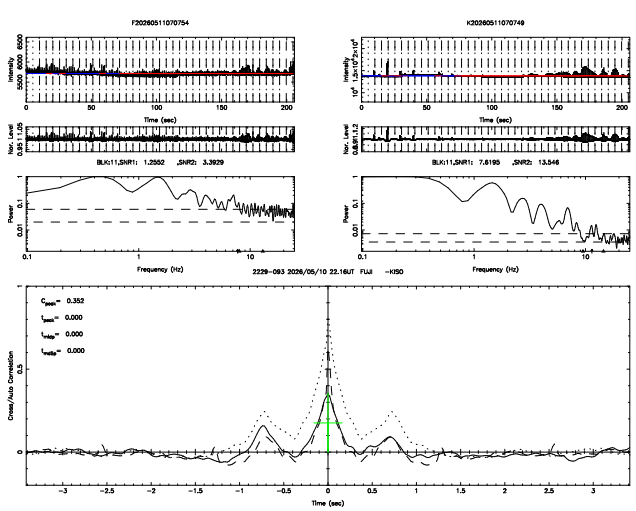
F20260511070754
K20260511070749
BLK:11,SNR1: 1.2552 ,SNR2: 3.3929
BLK:11,SNR1: 7.6195 ,SNR2: 13.546
2229−093 2026/05/10 22.16UT FUJI −KISO
C_{peak}= 0.352
t_{peak}= 0.000
t_{rise}= 0.000
t_{fall}= 0.000

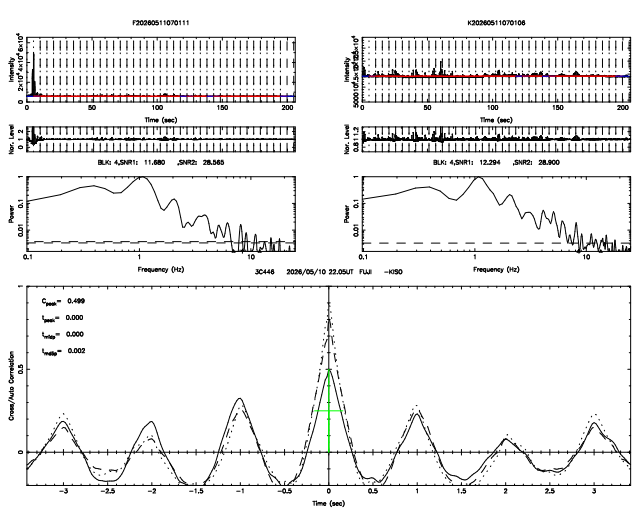
F20260511070111
K20260511070106
BLK: 4,SNR1: 11.880 ,SNR2: 28.565
BLK: 4,SNR1: 12.294 ,SNR2: 28.900
3C446 2026/05/10 22.05UT FUJI −KISO
C_{peak}= 0.499
t_{peak}= 0.000
t_{rise}= 0.000
t_{fall}= 0.002

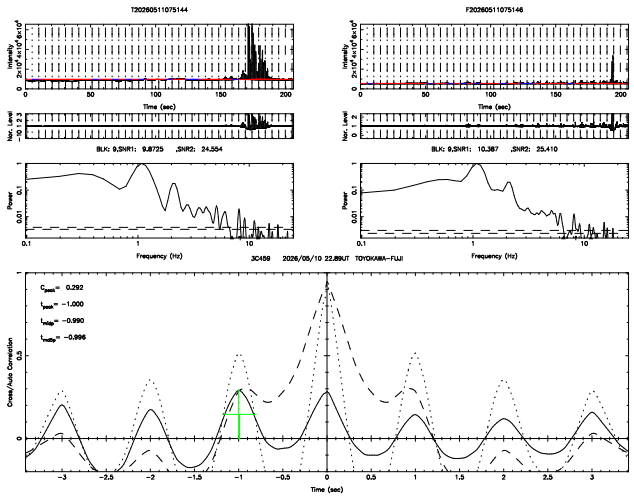
T20260511075144
F20260511075146
BLK: 9,SNR1: 9.8725 ,SNR2: 24.554
BLK: 9,SNR1: 10.387 ,SNR2: 25.410
3C459 2026/05/10 22.89UT TOYOKAWA-FUJI
C_{peak}= 0.292
t_{peak}= -1.000
t_{edge}= -0.990
t_{cntr}= -0.996

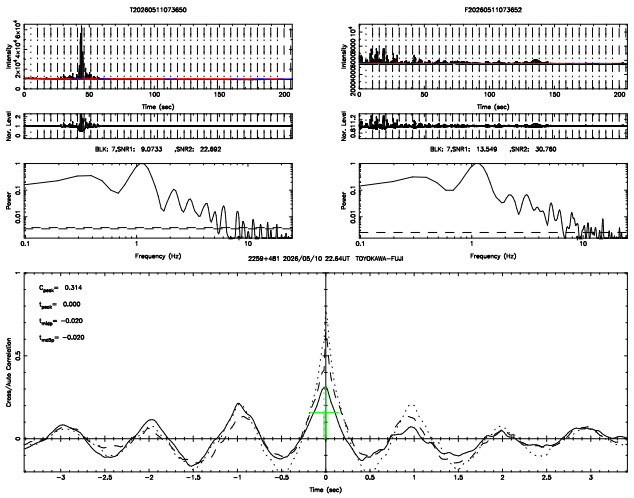
T20260511073650
F20260511073652
BLK: 7,SNR1: 9.0733 ,SNR2: 22.692
BLK: 7,SNR1: 13.549 ,SNR2: 30.760
2259+481 2026/05/10 22.64UT TOYOKAWA-FUJI
C_{peak}= 0.314
t_{peak}= 0.000
t_{edge}= -0.020
t_{cntr}= -0.020

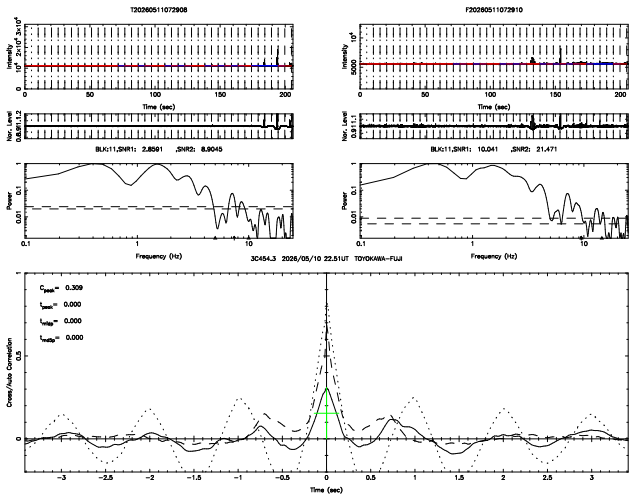
T20260511072908
F20260511072910
BLK:11,SNR1: 2.8691 ,SNR2: 8.9045
BLK:11,SNR1: 10.041 ,SNR2: 21.471
3C454.3 2026/05/10 22.51UT TOYOKAWA-FUJI
C_{peak}= 0.309
t_{peak}= 0.000
t_{edge}= 0.000
t_{cntr}= 0.000

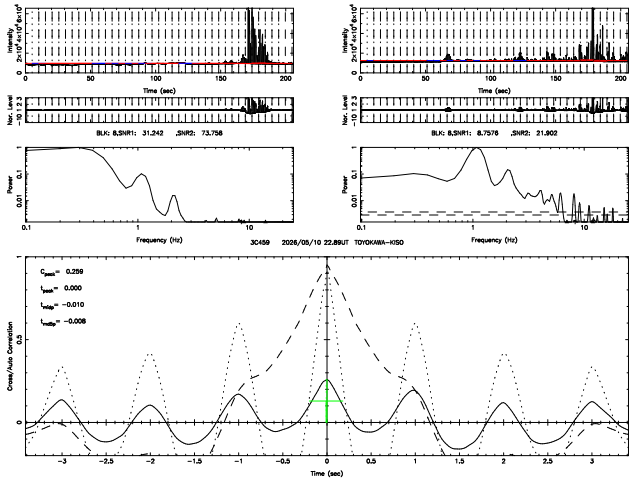
T20260511075144
K20260511075141
BLK: 8,SNR1: 31.242 ,SNR2: 73.758
BLK: 8,SNR1: 8.7578 ,SNR2: 21.902
3C459 2026/05/10 22.89UT TOYOKAWA-KISO
C_{peak}= 0.259
t_{peak}= 0.000
t_{edge}= -0.010
t_{cntr}= -0.008

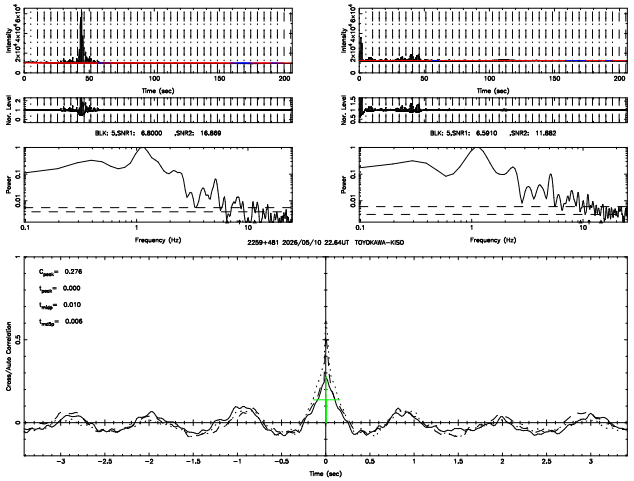
T20260511073650
K20260511073647
BLK: 5,SNR1: 6.8000 ,SNR2: 16.889
BLK: 5,SNR1: 6.5910 ,SNR2: 11.882
2259+481 2026/05/10 22.64UT TOYOKAWA-KISO
C_{peak}= 0.276
t_{peak}= 0.000
t_{edge}= 0.010
t_{cntr}= 0.006

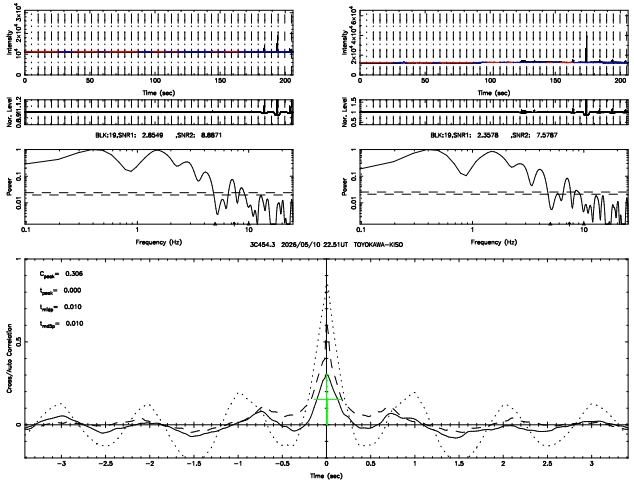
T20260511072908
K20260511072905
BLK:19,SNR1: 2.8549 ,SNR2: 8.8871
BLK:19,SNR1: 2.3578 ,SNR2: 7.5787
3C454.3 2026/05/10 22.51UT TOYOKAWA-KISO
C_{peak}= 0.306
t_{peak}= 0.000
t_{edge}= 0.010
t_{cntr}= 0.010

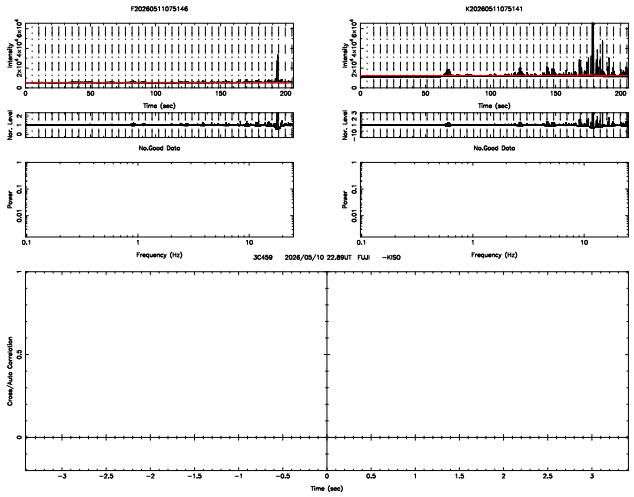
F20260511075146
K20260511075141
No.Good Data
No.Good Data
3C459 2026/05/10 22.89UT FUJI -KISO

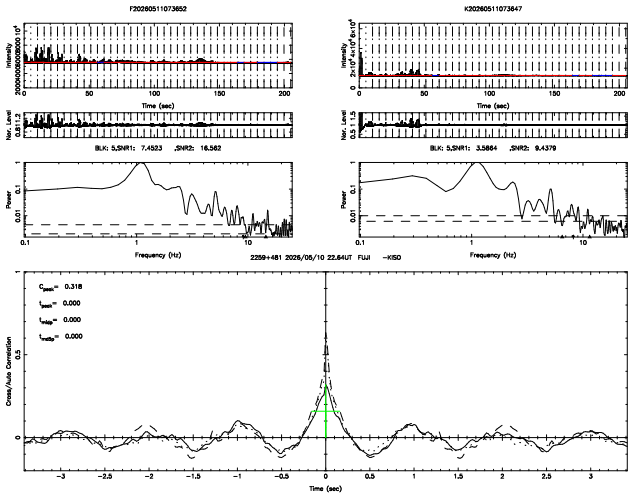
F20260511073652
K20260511073647
BLK: 5,SNR1: 7.4523 ,SNR2: 16.562
BLK: 5,SNR1: 3.5864 ,SNR2: 9.4379
2259+481 2026/05/10 22.64UT FUJI -KISO
C_{peak}= 0.318
t_{peak}= 0.000
t_{edge}= 0.000
t_{cntr}= 0.000

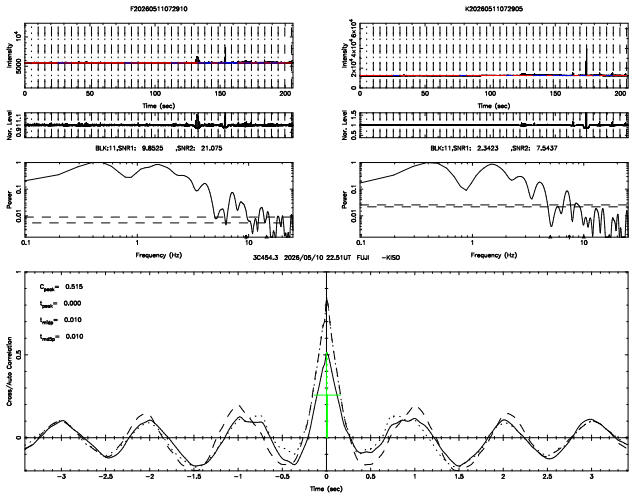
F20260511072910
K20260511072905
BLK:11,SNR1: 9.8525 ,SNR2: 21.075
BLK:11,SNR1: 2.3423 ,SNR2: 7.5437
3C454.3 2026/05/10 22.51UT FUJI -KISO
C_{peak}= 0.515
t_{peak}= 0.000
t_{edge}= 0.010
t_{cntr}= 0.010

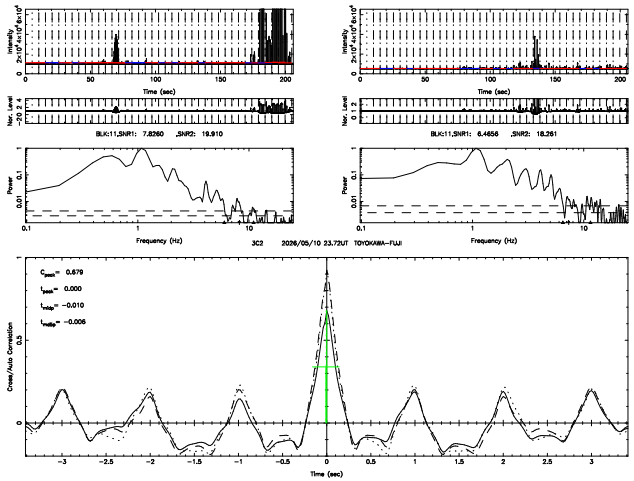
T20260511084126
F20260511084128
BLK:11,SNR1: 7.8260 ,SNR2: 19.910
BLK:11,SNR1: 6.4656 ,SNR2: 18.261
3C2 2026/05/10 23.72UT TOYOKAWA-FUJI
C_{peak}= 0.679
t_{peak}= 0.000
t_{ntop}= -0.010
t_{nstep}= -0.005

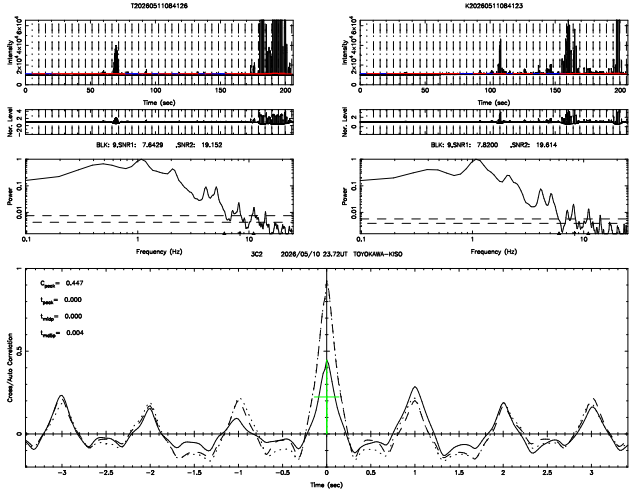
T20260511084126
K20260511084123
BLK: 9,SNR1: 7.6429 ,SNR2: 19.152
BLK: 9,SNR1: 7.8200 ,SNR2: 19.614
3C2 2026/05/10 23.72UT TOYOKAWA-KISO
C_{peak}= 0.447
t_{peak}= 0.000
t_{ntop}= 0.000
t_{nstep}= 0.004

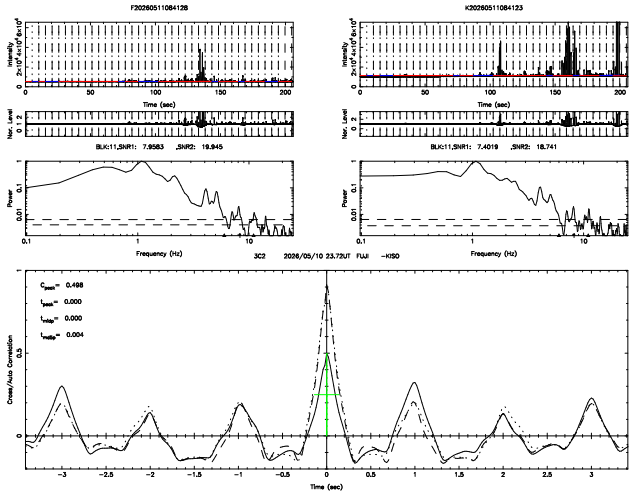
F20260511084128
K20260511084123
BLK:11,SNR1: 7.9583 ,SNR2: 19.945
BLK:11,SNR1: 7.4019 ,SNR2: 18.741
3C2 2026/05/10 23.72UT FUJI -KISO
C_{peak}= 0.498
t_{peak}= 0.000
t_{ntop}= 0.000
t_{nstep}= 0.004

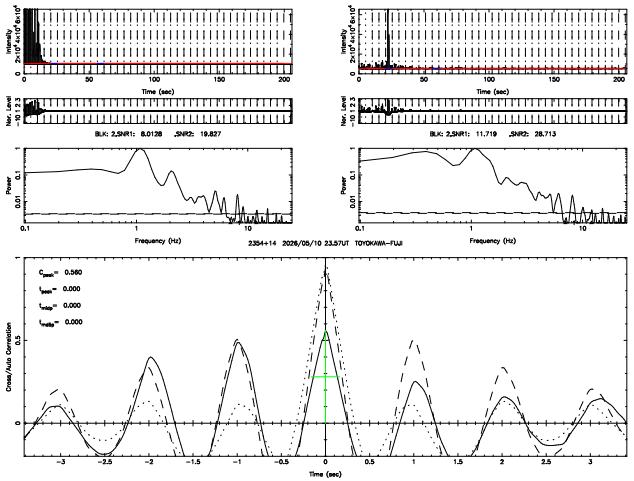
T20260511083223
F20260511083225
BLK: 2,SNR1: 8.0128 ,SNR2: 19.827
BLK: 2,SNR1: 11.719 ,SNR2: 28.713
2354+14 2026/05/10 23.57UT TOYOKAWA-FUJI
C_{peak}= 0.560
t_{peak}= 0.000
t_{ntop}= 0.000
t_{nstep}= 0.000

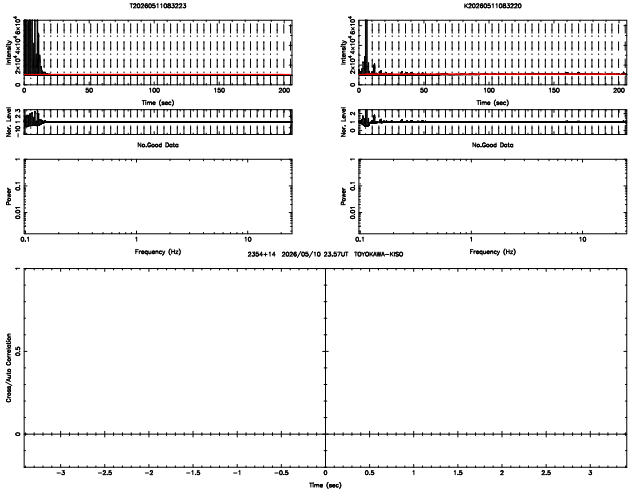
T20260511083223
K20260511083220
No.Good Data
No.Good Data
2354+14 2026/05/10 23.57UT TOYOKAWA-KISO

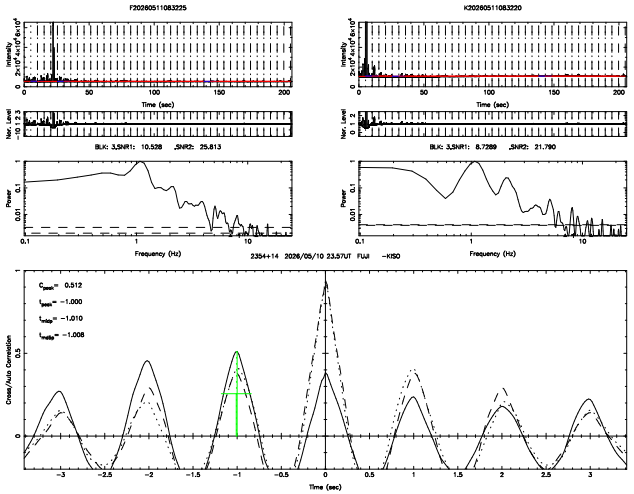
F20260511083225
K20260511083220
BLK: 3,SNR1: 10.528 ,SNR2: 25.813
BLK: 3,SNR1: 8.7289 ,SNR2: 21.790
2354+14 2026/05/10 23.57UT FUJI -KISO
C_{peak}= 0.512
t_{peak}= -1.000
t_{ntop}= -1.010
t_{nstep}= -1.008

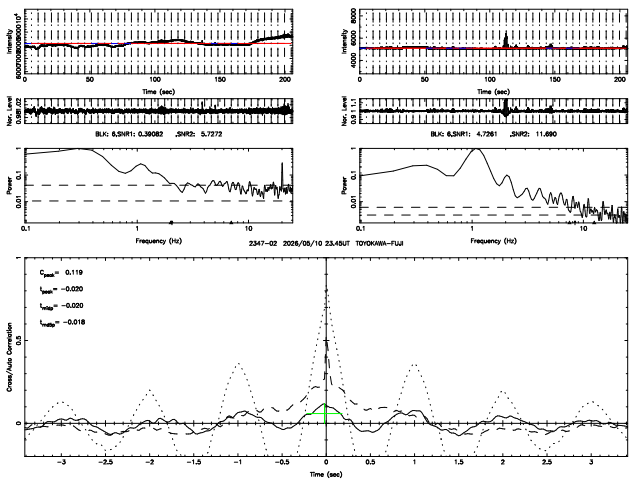
T20260511082529
F20260511082531
BLK: 6,SNR1: 0.39082 ,SNR2: 5.7272
BLK: 6,SNR1: 4.7261 ,SNR2: 11.690
2347-02 2026/05/10 23.45UT TOYOKAWA-FUJI
C_{peak}= 0.119
t_{peak}= -0.020
t_{ntop}= -0.020
t_{nstep}= -0.018

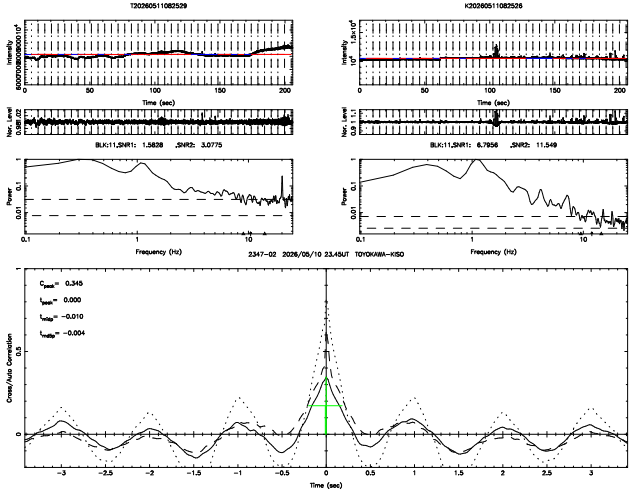
T20260511082529
K20260511082526
BLK:11,SNR1: 1.5828 ,SNR2: 3.0775
BLK:11,SNR1: 6.7956 ,SNR2: 11.549
2347-02 2026/05/10 23.45UT TOYOKAWA-KISO
C_{peak}= 0.345
t_{peak}= 0.000
t_{ntop}= -0.010
t_{nstep}= -0.004

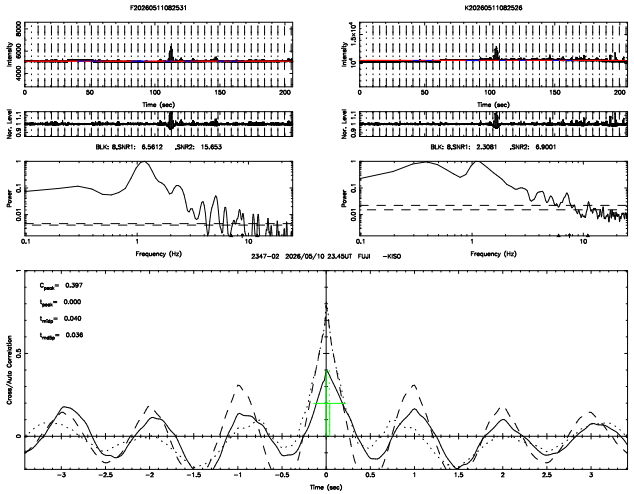
F20260511082531
K20260511082526
BLK: 8,SNR1: 6.5612 ,SNR2: 15.653
BLK: 8,SNR1: 2.3081 ,SNR2: 6.9001
2347-02 2026/05/10 23.45UT FUJI -KISO
C_{peak}= 0.397
t_{peak}= 0.000
t_{ntop}= 0.040
t_{nstep}= 0.036

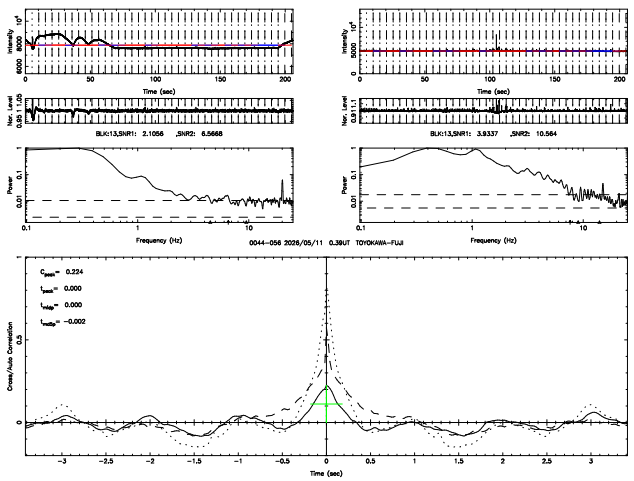
T20260511092140
F20260511092142
BLK:13,SNR1: 2.1056 ,SNR2: 6.5668
BLK:13,SNR1: 3.9337 ,SNR2: 10.564
0044−056 2026/05/11 0.39UT TOYOKAWA−FUJI
C_{peak}= 0.224
t_{peak}= 0.000
t_{relp}= 0.000
t_{redp}= −0.002

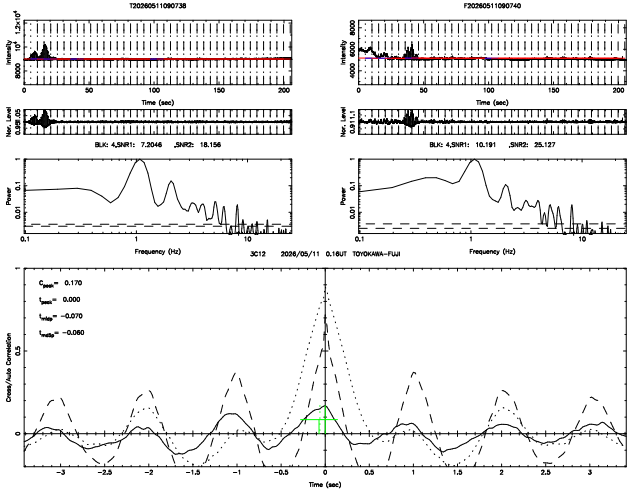
T20260511090738
F20260511090740
BLK: 4,SNR1: 7.2046 ,SNR2: 18.156
BLK: 4,SNR1: 10.191 ,SNR2: 25.127
3C12 2026/05/11 0.16UT TOYOKAWA−FUJI
C_{peak}= 0.170
t_{peak}= 0.000
t_{relp}= −0.070
t_{redp}= −0.060

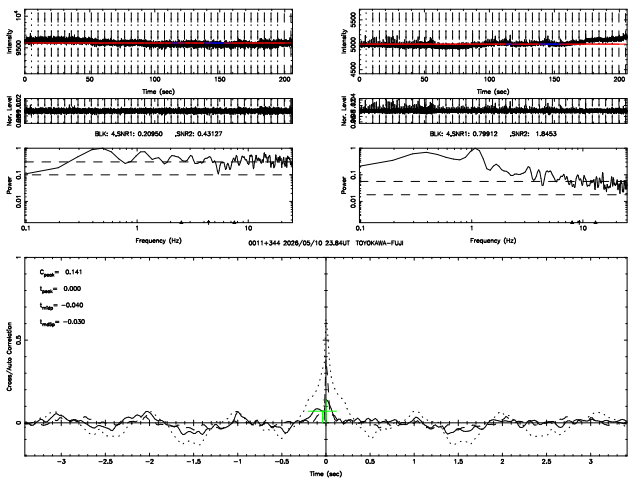
T20260511084847
F20260511084849
BLK: 4,SNR1: 0.20950 ,SNR2: 0.43127
BLK: 4,SNR1: 0.79912 ,SNR2: 1.8453
0011+344 2026/05/10 23.84UT TOYOKAWA−FUJI
C_{peak}= 0.141
t_{peak}= 0.000
t_{relp}= −0.040
t_{redp}= −0.030

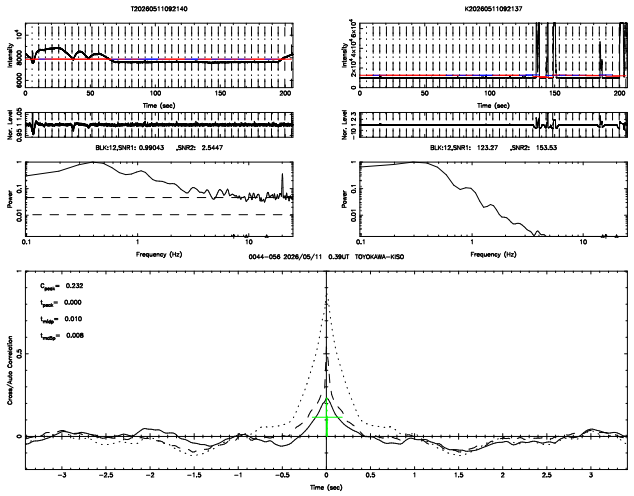
T20260511092140
K20260511092137
BLK:12,SNR1: 0.99043 ,SNR2: 2.5447
BLK:12,SNR1: 123.27 ,SNR2: 153.53
0044−056 2026/05/11 0.39UT TOYOKAWA−KISO
C_{peak}= 0.232
t_{peak}= 0.000
t_{relp}= 0.010
t_{redp}= 0.008

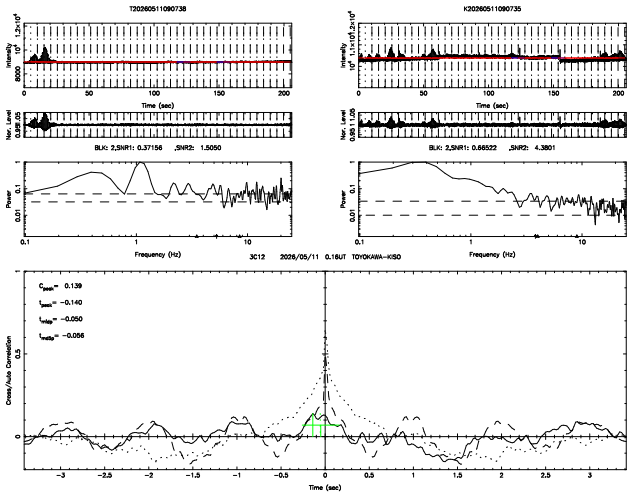
T20260511090738
K20260511090735
BLK: 2,SNR1: 0.37156 ,SNR2: 1.5050
BLK: 2,SNR1: 0.65522 ,SNR2: 4.3801
3C12 2026/05/11 0.16UT TOYOKAWA−KISO
C_{peak}= 0.139
t_{peak}= −0.140
t_{relp}= −0.050
t_{redp}= −0.056

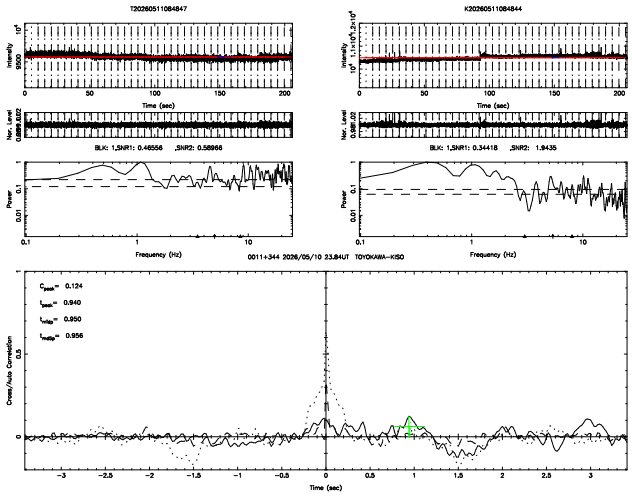
T20260511084847
K20260511084844
BLK: 1,SNR1: 0.46556 ,SNR2: 0.58966
BLK: 1,SNR1: 0.34418 ,SNR2: 1.9435
0011+344 2026/05/10 23.84UT TOYOKAWA−KISO
C_{peak}= 0.124
t_{peak}= 0.940
t_{relp}= 0.950
t_{redp}= 0.956

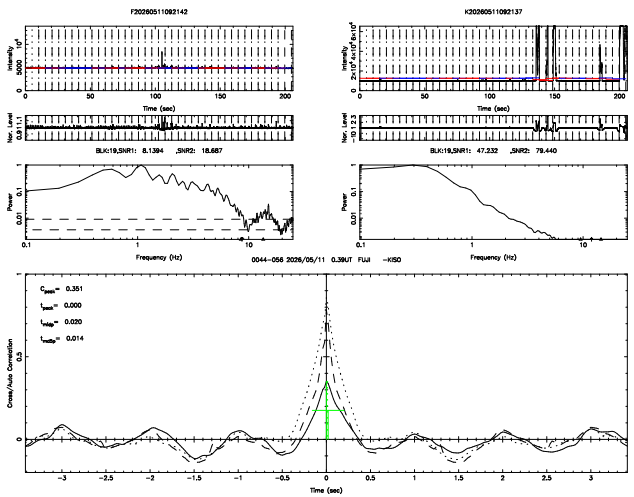
F20260511092142
K20260511092137
BLK:19,SNR1: 8.1394 ,SNR2: 18.687
BLK:19,SNR1: 47.232 ,SNR2: 79.440
0044−056 2026/05/11 0.39UT FUJI −KISO
C_{peak}= 0.351
t_{peak}= 0.000
t_{relp}= 0.020
t_{redp}= 0.014

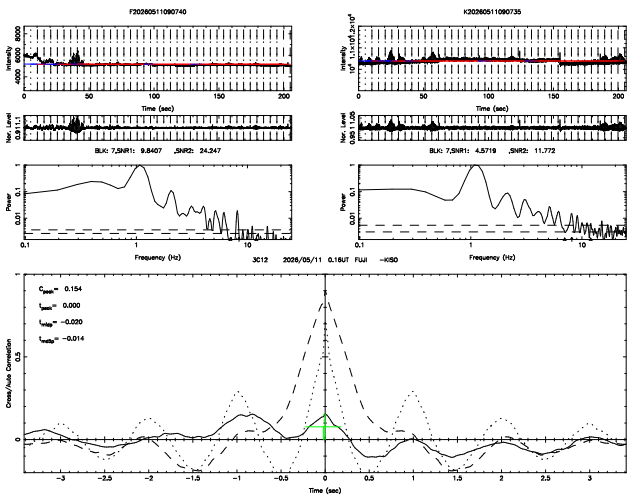
F20260511090740
K20260511090735
BLK: 7,SNR1: 9.8407 ,SNR2: 24.247
BLK: 7,SNR1: 4.5719 ,SNR2: 11.772
3C12 2026/05/11 0.16UT FUJI −KISO
C_{peak}= 0.154
t_{peak}= 0.000
t_{relp}= −0.020
t_{redp}= −0.014

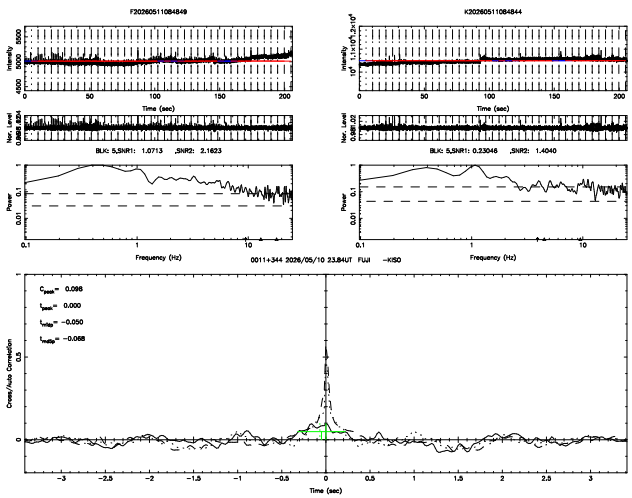
F20260511084849
K20260511084844
BLK: 5,SNR1: 1.0713 ,SNR2: 2.1623
BLK: 5,SNR1: 0.33046 ,SNR2: 1.4040
0011+344 2026/05/10 23.84UT FUJI −KISO
C_{peak}= 0.098
t_{peak}= 0.000
t_{relp}= −0.050
t_{redp}= −0.068

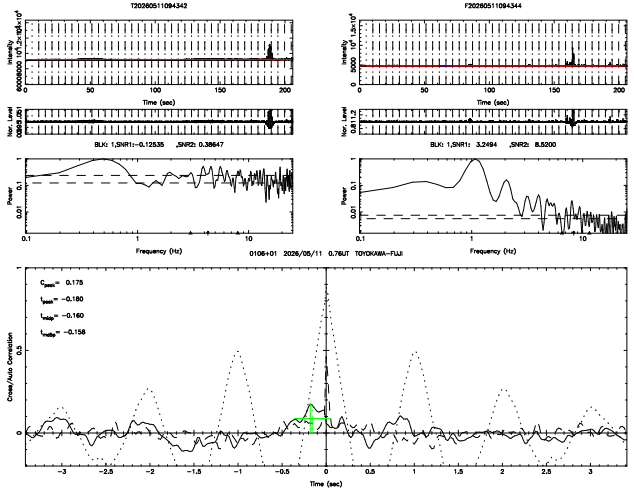
T20260511094342
F20260511094344
BLK: 1,SNR1:-0.12535 ,SNR2: 0.38647
BLK: 1,SNR1: 3.2494 ,SNR2: 8.5200
0106+01 2026/05/11 0.76UT TOYOKAWA-FUJI
C_{peak}= 0.175
t_{peak}= −0.180
t_{edge}= −0.160
t_{edge}= −0.158
Time (sec)
Frequency (Hz)
Cross/Auto Correlation

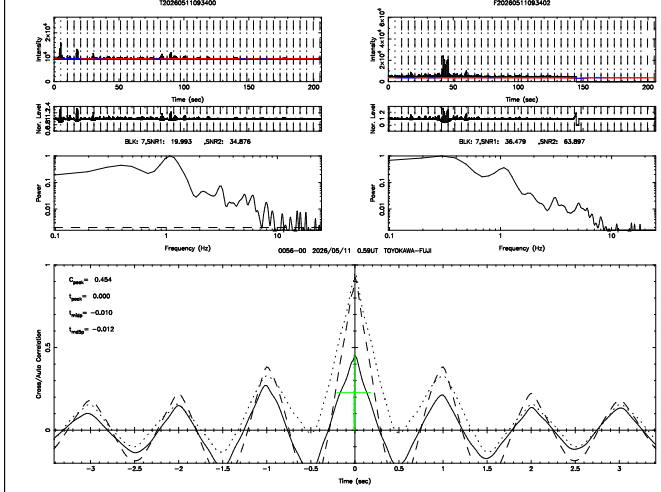
T20260511093400
F20260511093402
BLK: 7,SNR1: 19.993 ,SNR2: 34.876
BLK: 7,SNR1: 36.479 ,SNR2: 63.897
0056-00 2026/05/11 0.59UT TOYOKAWA-FUJI
C_{peak}= 0.454
t_{peak}= 0.000
t_{edge}= −0.010
t_{edge}= −0.012
Time (sec)
Frequency (Hz)
Cross/Auto Correlation

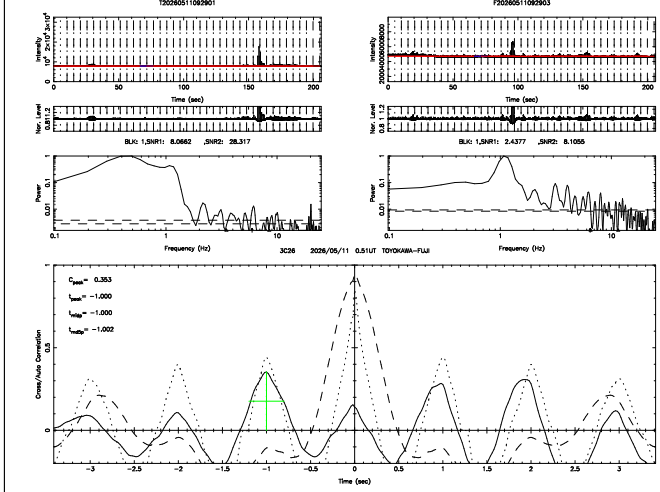
T20260511092901
F20260511092903
BLK: 1,SNR1: 8.0662 ,SNR2: 28.317
BLK: 1,SNR1: 2.4377 ,SNR2: 8.1055
3C26 2026/05/11 0.51UT TOYOKAWA-FUJI
C_{peak}= 0.353
t_{peak}= −1.000
t_{edge}= −1.000
t_{edge}= −1.002
Time (sec)
Frequency (Hz)
Cross/Auto Correlation

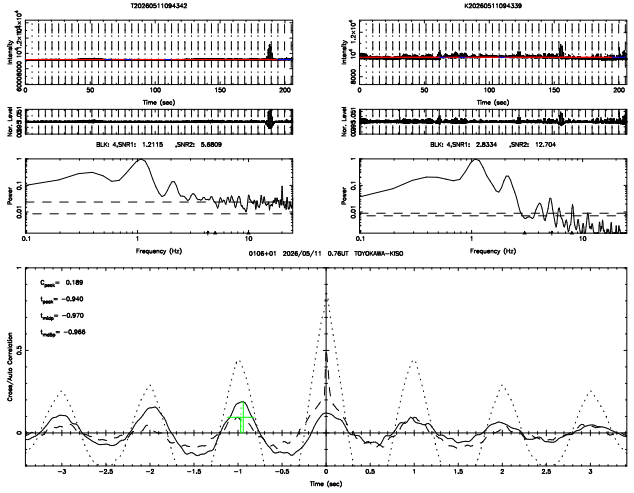
T20260511094342
K20260511094339
BLK: 4,SNR1: 1.2115 ,SNR2: 5.8809
BLK: 4,SNR1: 2.5334 ,SNR2: 12.704
0106+01 2026/05/11 0.76UT TOYOKAWA-KISO
C_{peak}= 0.189
t_{peak}= −0.940
t_{edge}= −0.970
t_{edge}= −0.966
Time (sec)
Frequency (Hz)
Cross/Auto Correlation

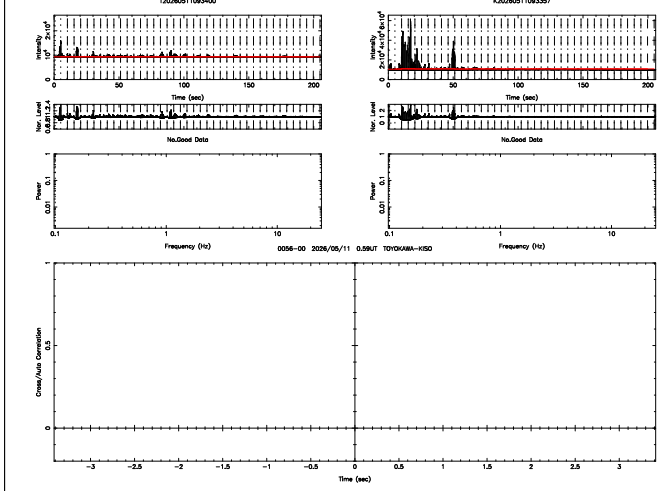
T20260511093400
K20260511093357
No.Good Data
No.Good Data
0056-00 2026/05/11 0.59UT TOYOKAWA-KISO
Time (sec)
Frequency (Hz)
Cross/Auto Correlation

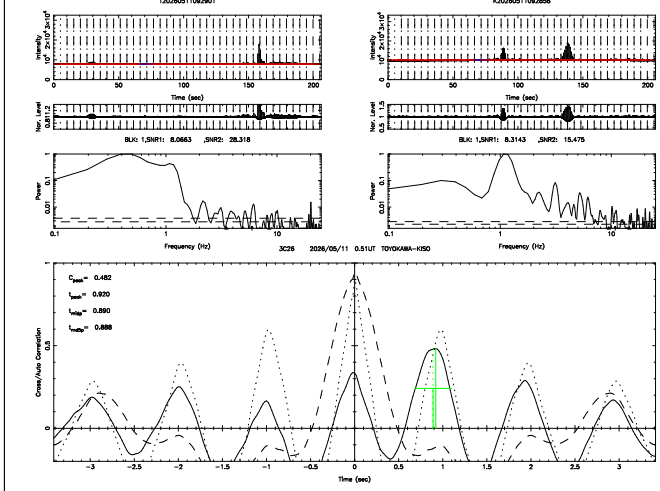
T20260511092901
K20260511092858
BLK: 1,SNR1: 8.0663 ,SNR2: 28.318
BLK: 1,SNR1: 8.3143 ,SNR2: 15.475
3C26 2026/05/11 0.51UT TOYOKAWA-KISO
C_{peak}= 0.482
t_{peak}= 0.920
t_{edge}= 0.890
t_{edge}= 0.888
Time (sec)
Frequency (Hz)
Cross/Auto Correlation

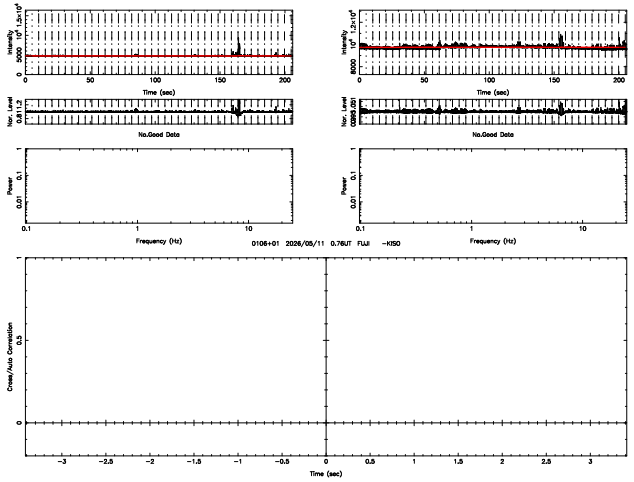
F20260511094344
K20260511094339
No.Good Data
No.Good Data
0106+01 2026/05/11 0.76UT FUJI -KISO
Time (sec)
Frequency (Hz)
Cross/Auto Correlation

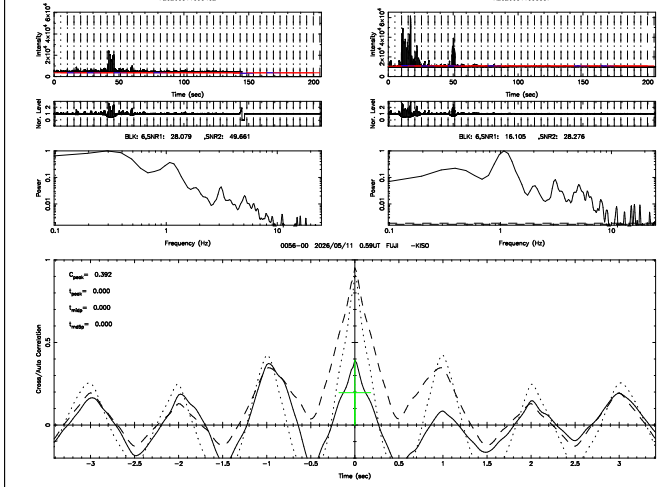
F20260511093402
K20260511093357
BLK: 6,SNR1: 28.079 ,SNR2: 49.661
BLK: 6,SNR1: 16.105 ,SNR2: 28.276
0056-00 2026/05/11 0.59UT FUJI -KISO
C_{peak}= 0.392
t_{peak}= 0.000
t_{edge}= 0.000
t_{edge}= 0.000
Time (sec)
Frequency (Hz)
Cross/Auto Correlation

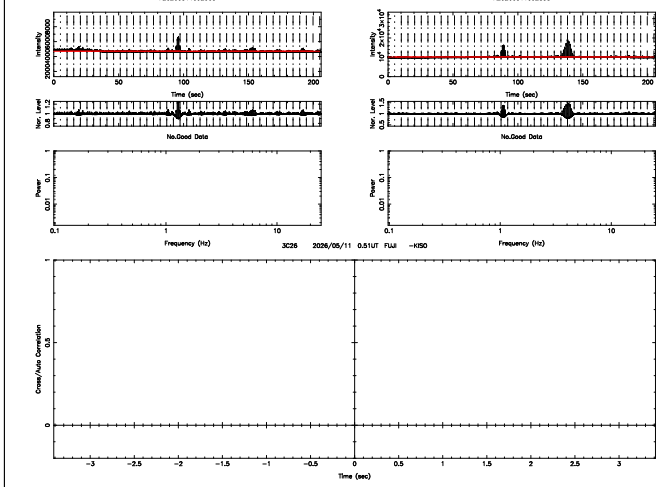
F20260511092903
K20260511092858
No.Good Data
No.Good Data
3C26 2026/05/11 0.51UT FUJI -KISO
Time (sec)
Frequency (Hz)
Cross/Auto Correlation

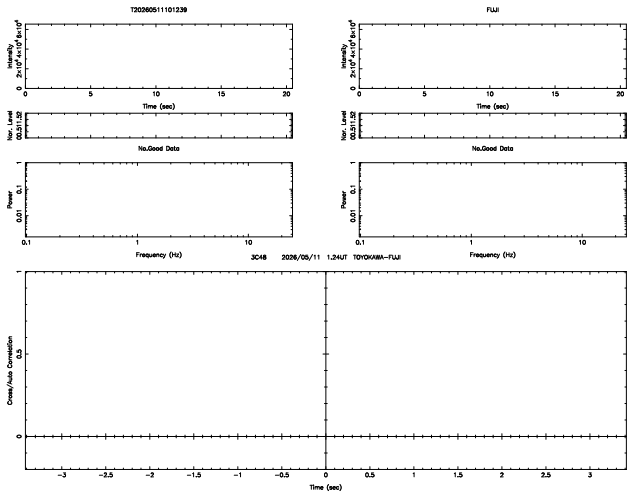
T20260511101239
FUJI
No.Good Data
No.Good Data
3C48 2026/05/11 1.24UT TOYOKAWA-FUJI

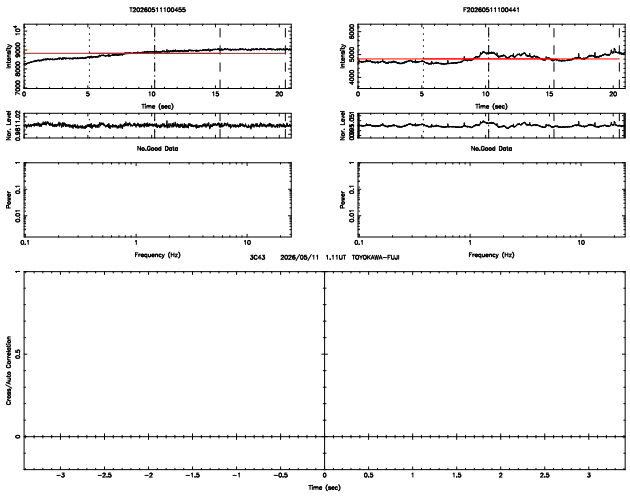
T20260511100455
F20260511100441
No.Good Data
No.Good Data
3C43 2026/05/11 1.11UT TOYOKAWA-FUJI

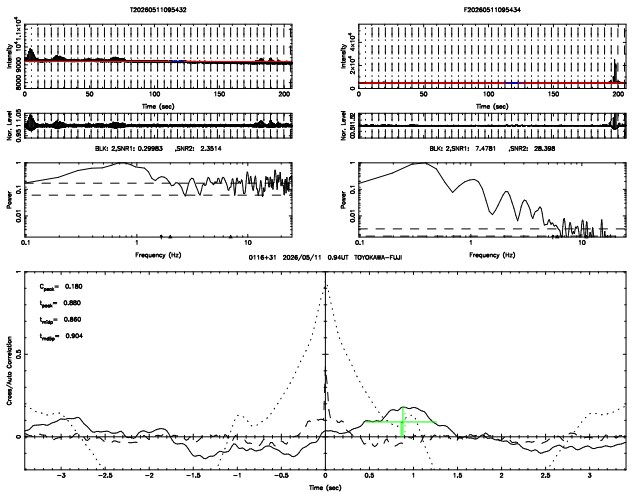
T20260511095432
F20260511095434
BLK: 2,SNR1: 0.29983 ,SNR2: 2.3514
BLK: 2,SNR1: 7.4781 ,SNR2: 28.398
0116+31 2026/05/11 0.94UT TOYOKAWA-FUJI
C_{peak}= 0.180
t_{peak}= 0.880
t_{stop}= 0.860
t_{delay}= 0.904

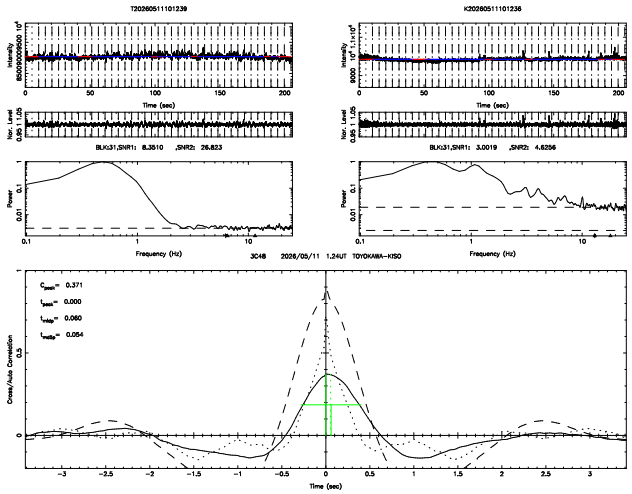
T20260511101239
K20260511101236
BLK:31,SNR1: 8.3510 ,SNR2: 26.823
BLK:31,SNR1: 3.0019 ,SNR2: 4.6256
3C48 2026/05/11 1.24UT TOYOKAWA-KISO
C_{peak}= 0.371
t_{peak}= 0.000
t_{stop}= 0.060
t_{delay}= 0.054

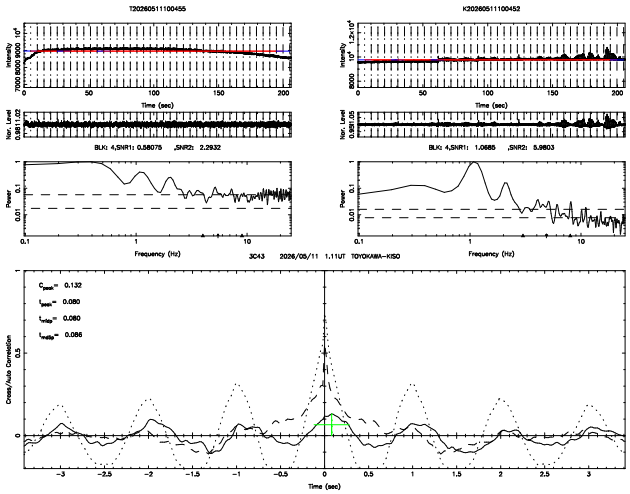
T20260511100455
K20260511100452
BLK: 4,SNR1: 0.58075 ,SNR2: 2.2932
BLK: 4,SNR1: 1.0685 ,SNR2: 5.9803
3C43 2026/05/11 1.11UT TOYOKAWA-KISO
C_{peak}= 0.132
t_{peak}= 0.080
t_{stop}= 0.080
t_{delay}= 0.086

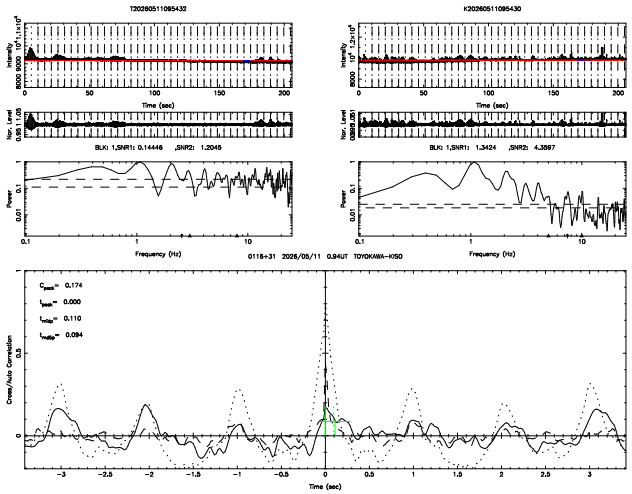
T20260511095432
K20260511095430
BLK: 1,SNR1: 0.14446 ,SNR2: 1.2045
BLK: 1,SNR1: 1.3424 ,SNR2: 4.3897
0116+31 2026/05/11 0.94UT TOYOKAWA-KISO
C_{peak}= 0.174
t_{peak}= 0.000
t_{stop}= 0.110
t_{delay}= 0.094

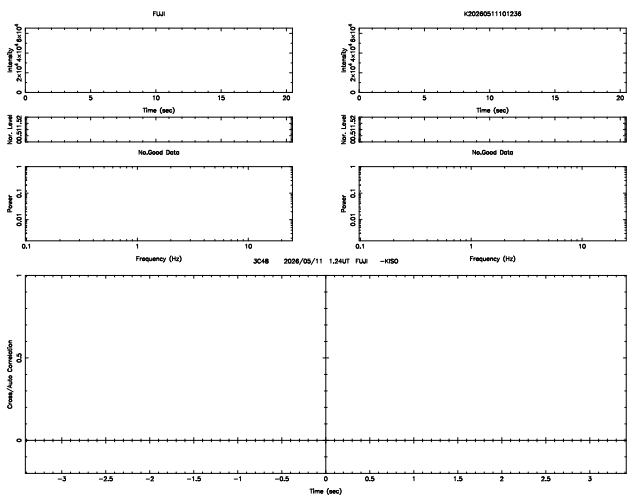
FUJI
K20260511101236
No.Good Data
No.Good Data
3C48 2026/05/11 1.24UT FUJI -KISO

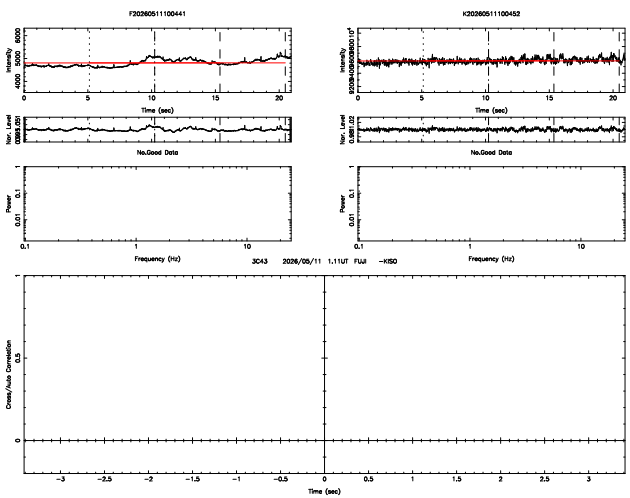
F20260511100441
K20260511100452
No.Good Data
No.Good Data
3C43 2026/05/11 1.11UT FUJI -KISO

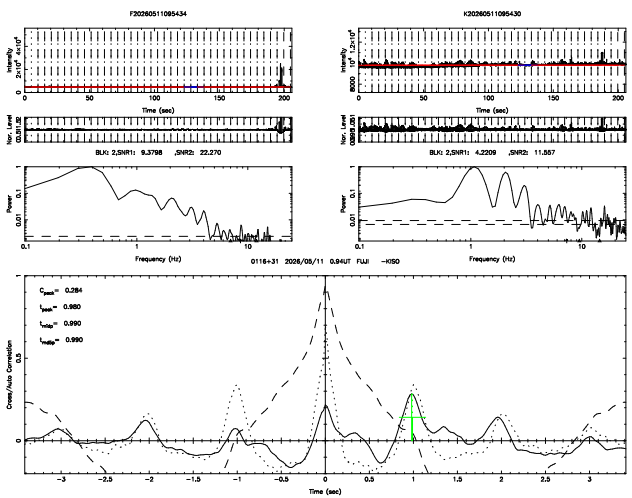
F20260511095434
K20260511095430
BLK: 2,SNR1: 9.3798 ,SNR2: 22.270
BLK: 2,SNR1: 4.2209 ,SNR2: 11.557
0116+31 2026/05/11 0.94UT FUJI -KISO
C_{peak}= 0.284
t_{peak}= 0.960
t_{stop}= 0.990
t_{delay}= 0.990

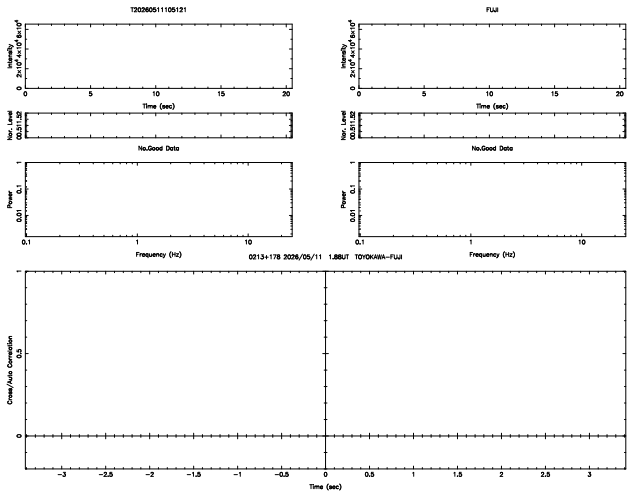
T20260511105121
FUJI
No.Good Data
0213+178 2026/05/11 1.88UT TOYOKAWA-FUJI

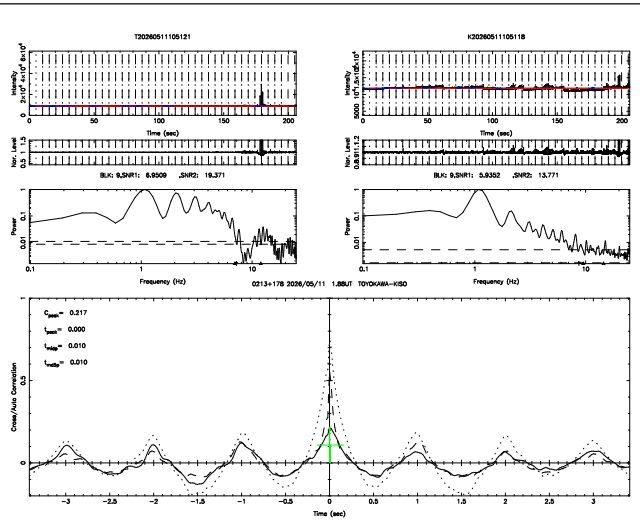
T20260511105121
K20260511105118
BLK: 9,SNR1: 6.9509 ,SNR2: 19.371
BLK: 9,SNR1: 5.9352 ,SNR2: 13.771
0213+178 2026/05/11 1.88UT TOYOKAWA-KISO
C_{peak}= 0.217
t_{peak}= 0.000
t_{relp}= 0.010
t_{relm}= 0.010

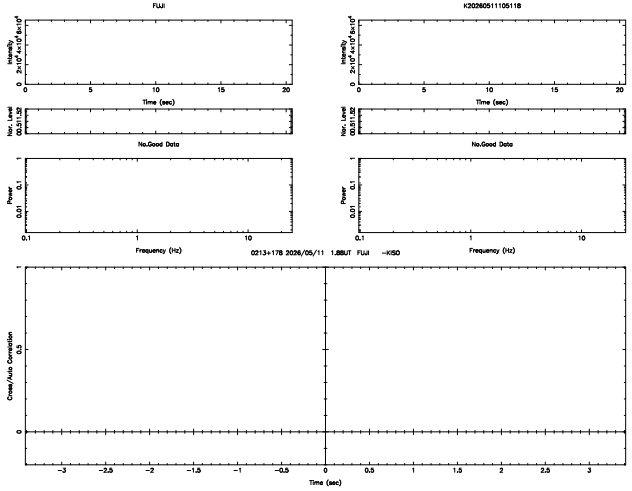
FUJI
K20260511105118
No.Good Data
0213+178 2026/05/11 1.88UT FUJI -KISO

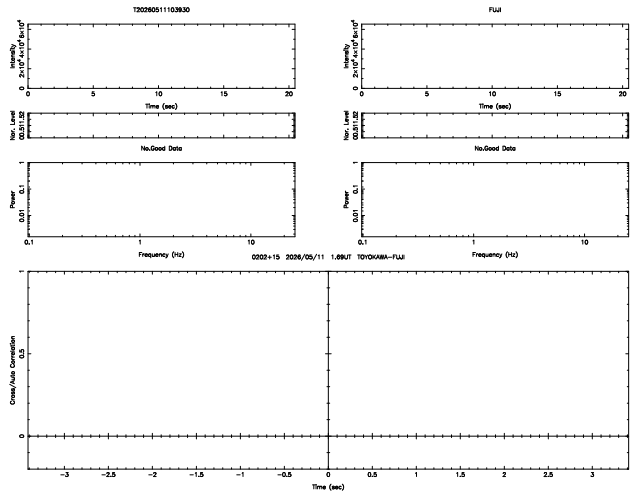
T20260511103930
FUJI
No.Good Data
0202+15 2026/05/11 1.69UT TOYOKAWA-FUJI

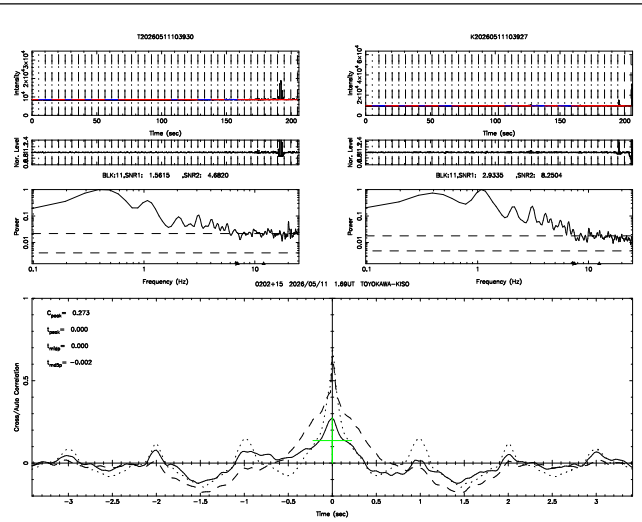
T20260511103930
K20260511103927
BLK:11,SNR1: 1.5615 ,SNR2: 4.6820
BLK:11,SNR1: 2.9335 ,SNR2: 8.2504
0202+15 2026/05/11 1.69UT TOYOKAWA-KISO
C_{peak}= 0.373
t_{peak}= 0.000
t_{relp}= 0.000
t_{relm}= −0.002

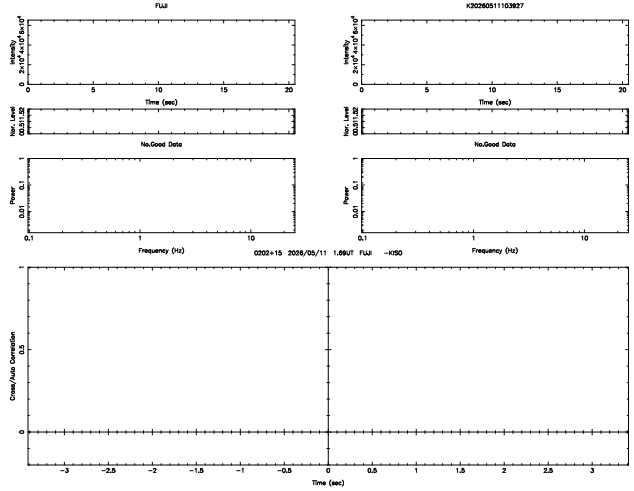
FUJI
K20260511103927
No.Good Data
0202+15 2026/05/11 1.69UT FUJI -KISO

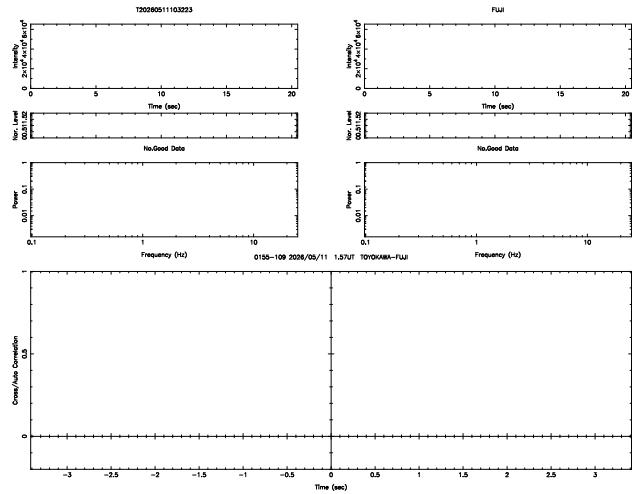
T20260511103223
FUJI
No.Good Data
0155−109 2026/05/11 1.57UT TOYOKAWA-FUJI

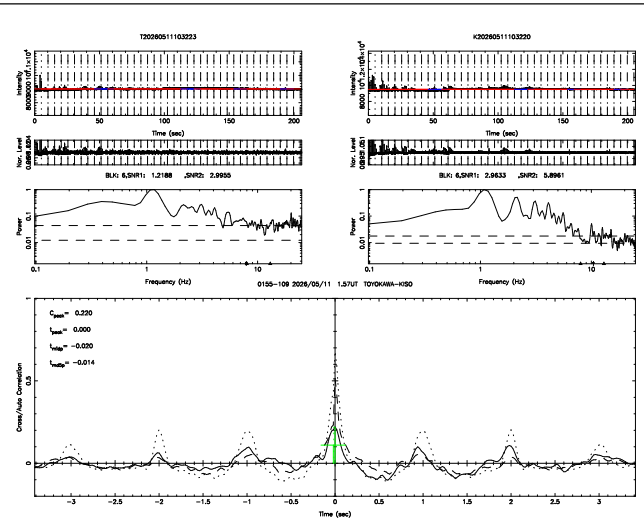
T20260511103223
K20260511103220
BLK: 6,SNR1: 1.2188 ,SNR2: 2.9955
BLK: 6,SNR1: 2.9633 ,SNR2: 5.8961
0155−109 2026/05/11 1.57UT TOYOKAWA-KISO
C_{peak}= 0.220
t_{peak}= 0.000
t_{relp}= −0.020
t_{relm}= −0.014

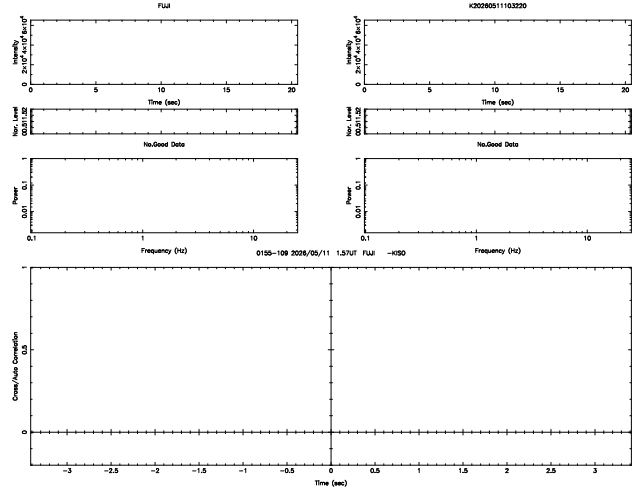
FUJI
K20260511103220
No.Good Data
0155−109 2026/05/11 1.57UT FUJI -KISO

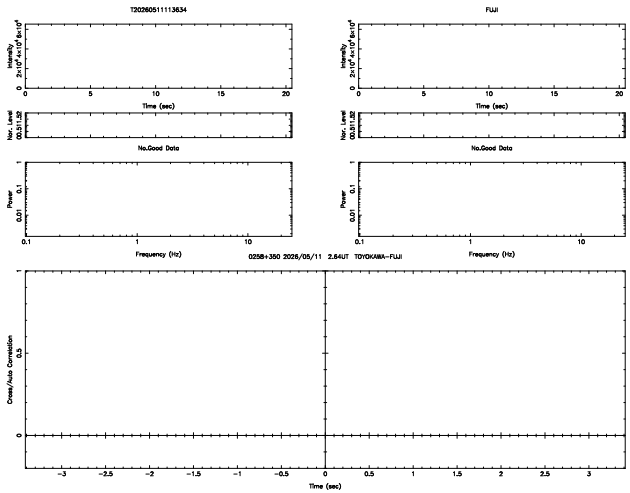
T20260511113634
FUJI
Intensity
Time (sec)
Nor. Level
No.Good Data
Power
Frequency (Hz)
0258+350 2026/05/11 2.64UT TOYOKAMA-FUJI
Cross/Auto Correlation
Time (sec)

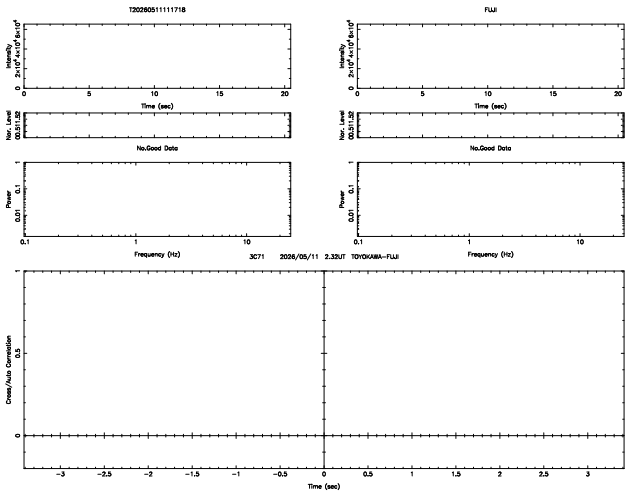
T20260511111718
FUJI
Intensity
Time (sec)
Nor. Level
No.Good Data
Power
Frequency (Hz)
3C71 2026/05/11 2.32UT TOYOKAMA-FUJI
Cross/Auto Correlation
Time (sec)

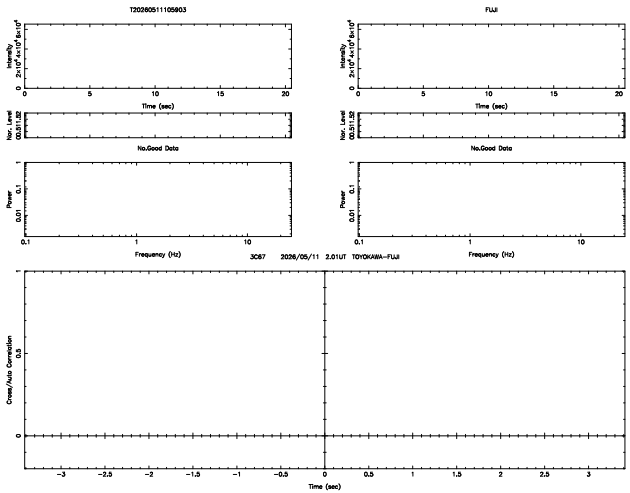
T20260511105903
FUJI
Intensity
Time (sec)
Nor. Level
No.Good Data
Power
Frequency (Hz)
3C67 2026/05/11 2.01UT TOYOKAMA-FUJI
Cross/Auto Correlation
Time (sec)

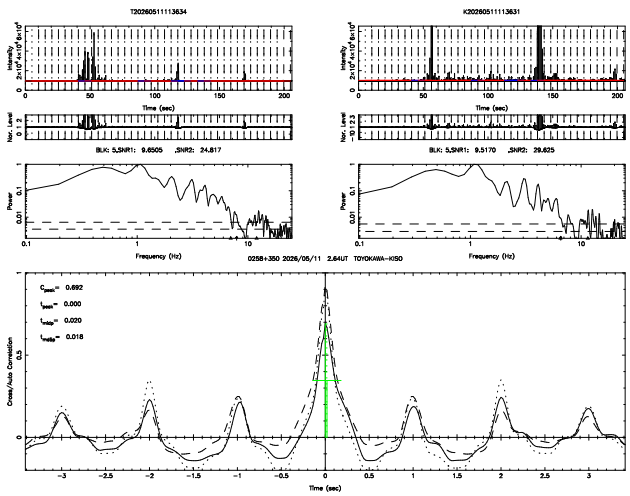
T20260511113634
K20260511113631
Intensity
Time (sec)
Nor. Level
BLK: 5,SNR1: 9.6505 ,SNR2: 24.817
BLK: 5,SNR1: 9.5170 ,SNR2: 29.625
Power
Frequency (Hz)
0258+350 2026/05/11 2.64UT TOYOKAMA-KISO
Cross/Auto Correlation
Time (sec)

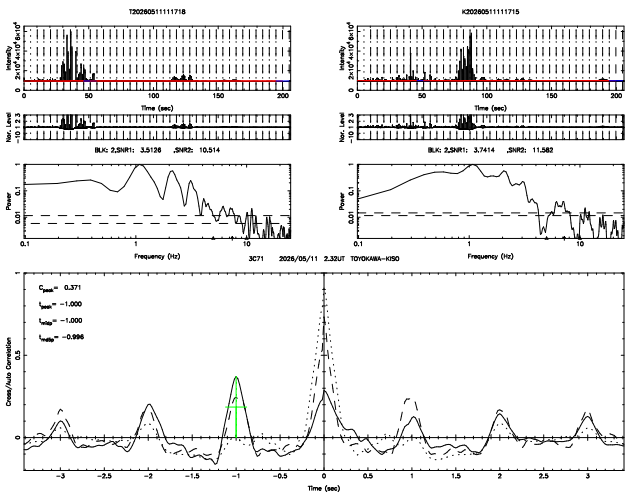
T20260511111718
K20260511111715
Intensity
Time (sec)
Nor. Level
BLK: 2,SNR1: 3.5126 ,SNR2: 10.514
BLK: 2,SNR1: 3.7414 ,SNR2: 11.562
Power
Frequency (Hz)
3C71 2026/05/11 2.32UT TOYOKAMA-KISO
Cross/Auto Correlation
Time (sec)

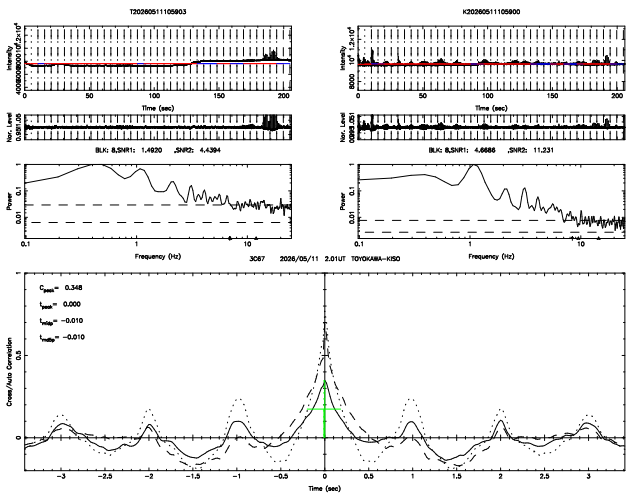
T20260511105903
K20260511105900
Intensity
Time (sec)
Nor. Level
BLK: 8,SNR1: 1.4920 ,SNR2: 4.4394
BLK: 8,SNR1: 4.6686 ,SNR2: 11.231
Power
Frequency (Hz)
3C67 2026/05/11 2.01UT TOYOKAMA-KISO
Cross/Auto Correlation
Time (sec)

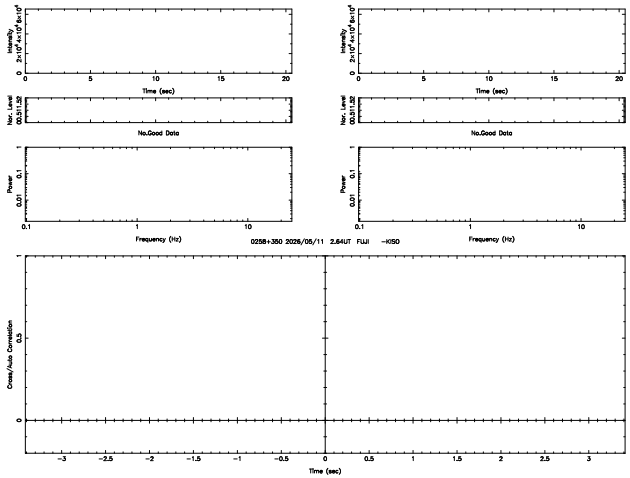
FUJI
K20260511113631
Intensity
Time (sec)
Nor. Level
No.Good Data
Power
Frequency (Hz)
0258+350 2026/05/11 2.64UT FUJI -KISO
Cross/Auto Correlation
Time (sec)

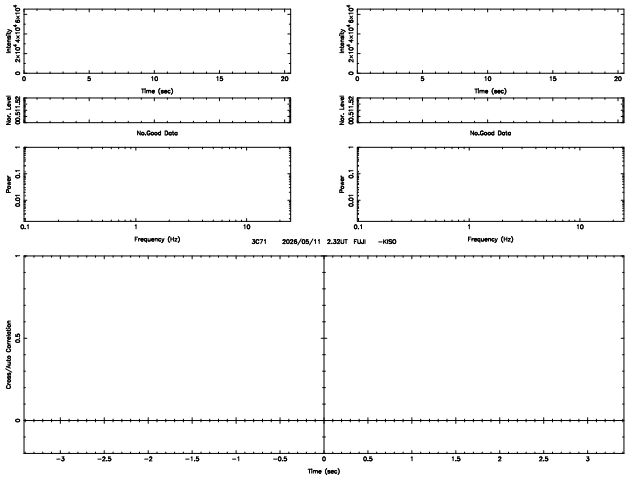
FUJI
K20260511111715
Intensity
Time (sec)
Nor. Level
No.Good Data
Power
Frequency (Hz)
3C71 2026/05/11 2.32UT FUJI -KISO
Cross/Auto Correlation
Time (sec)

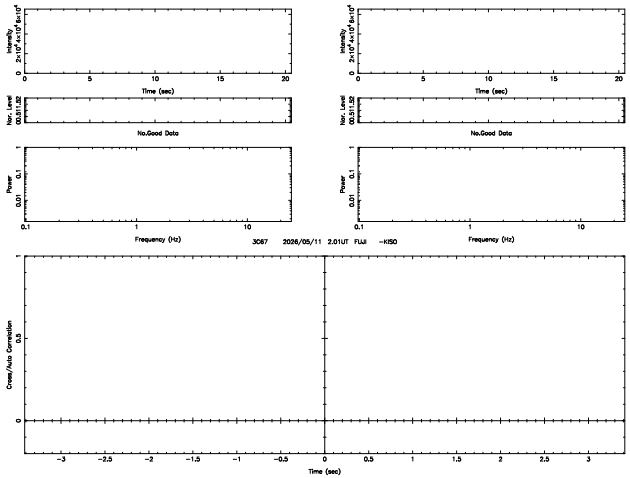
FUJI
K20260511105900
Intensity
Time (sec)
Nor. Level
No.Good Data
Power
Frequency (Hz)
3C67 2026/05/11 2.01UT FUJI -KISO
Cross/Auto Correlation
Time (sec)

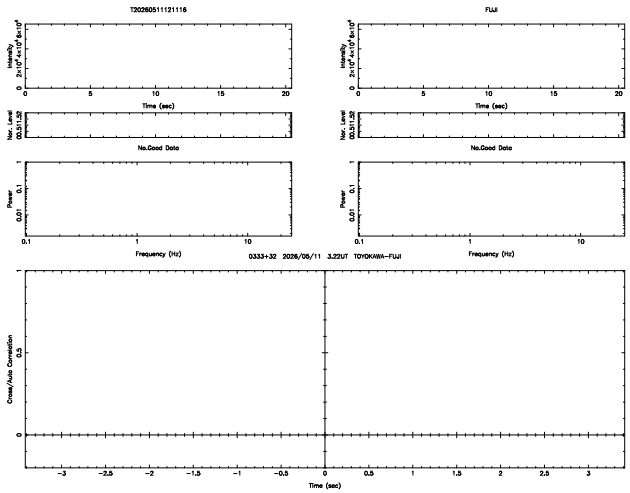
T20260511121116
FUJI
No.Good Data
No.Good Data
0333+32 2026/05/11 3.22UT TOYOKAWA-FUJI

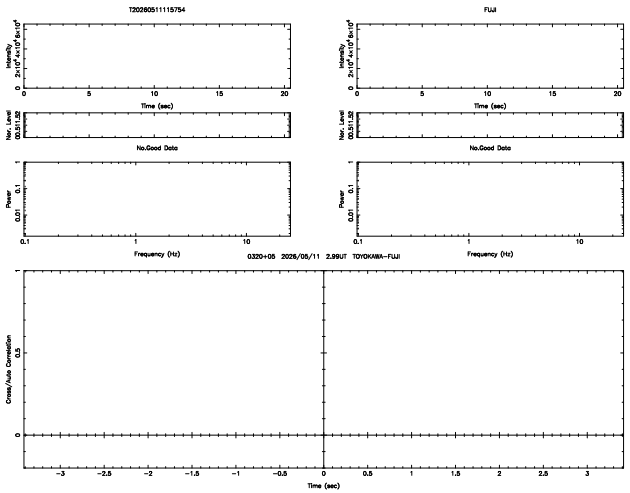
T20260511115754
FUJI
No.Good Data
No.Good Data
0320+05 2026/05/11 2.99UT TOYOKAWA-FUJI

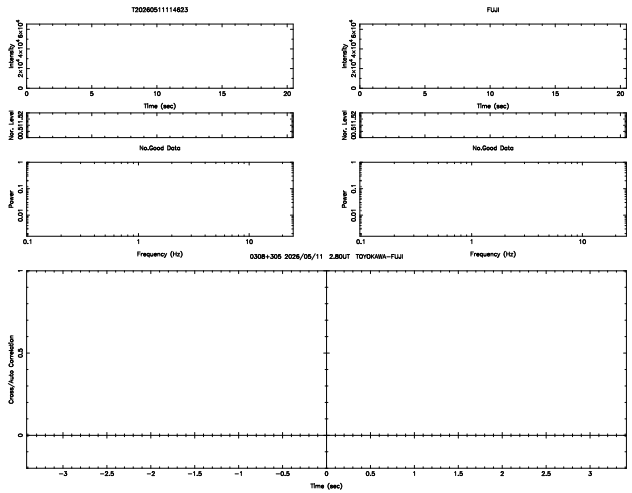
T20260511114623
FUJI
No.Good Data
No.Good Data
0308+305 2026/05/11 2.80UT TOYOKAWA-FUJI

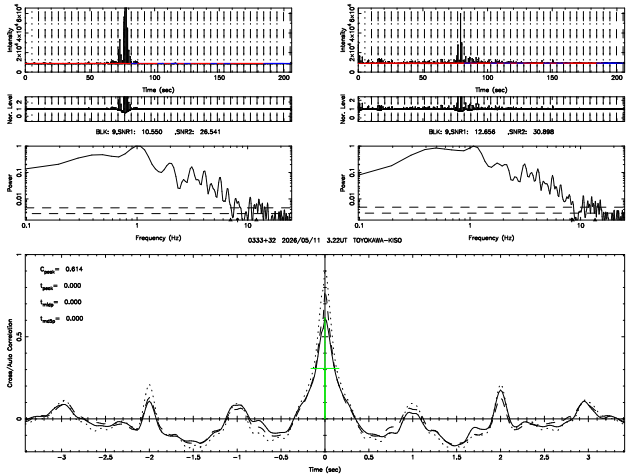
T20260511121116
K20260511121113
BLK: 9,SNR1: 10.550 ,SNR2: 26.541
BLK: 9,SNR1: 12.656 ,SNR2: 30.898
0333+32 2026/05/11 3.22UT TOYOKAWA-KISO
C peak = 0.614
t peak = 0.000
t relay = 0.000
t radio = 0.000

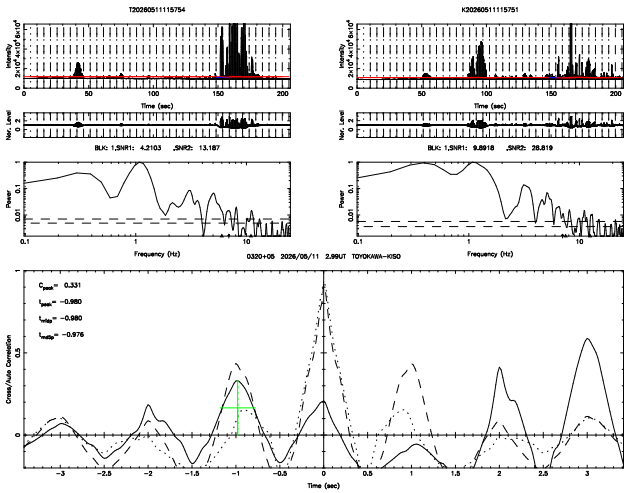
T20260511115754
K20260511115751
BLK: 1,SNR1: 4.2103 ,SNR2: 13.187
BLK: 1,SNR1: 9.8918 ,SNR2: 26.819
0320+05 2026/05/11 2.99UT TOYOKAWA-KISO
C peak = 0.331
t peak = −0.980
t relay = −0.980
t radio = −0.976

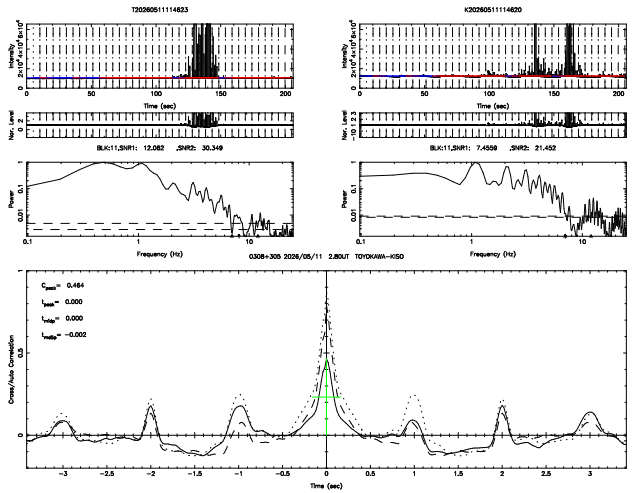
T20260511114623
K20260511114620
BLK:11,SNR1: 12.082 ,SNR2: 30.349
BLK:11,SNR1: 7.4559 ,SNR2: 21.452
0308+305 2026/05/11 2.80UT TOYOKAWA-KISO
C peak = 0.464
t peak = 0.000
t relay = 0.000
t radio = −0.002

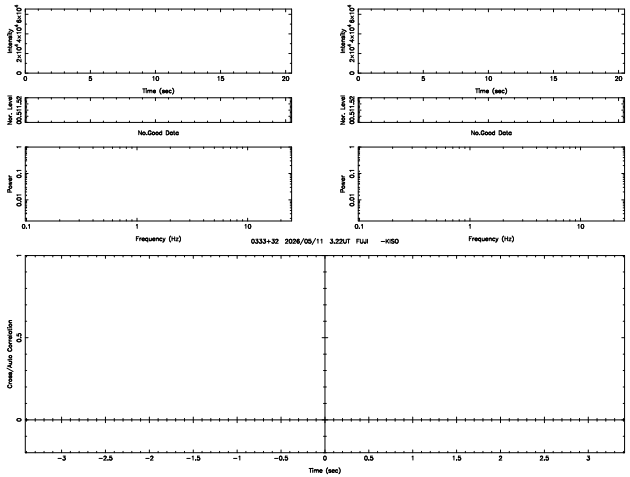
FUJI
K20260511121113
No.Good Data
No.Good Data
0333+32 2026/05/11 3.22UT FUJI -KISO

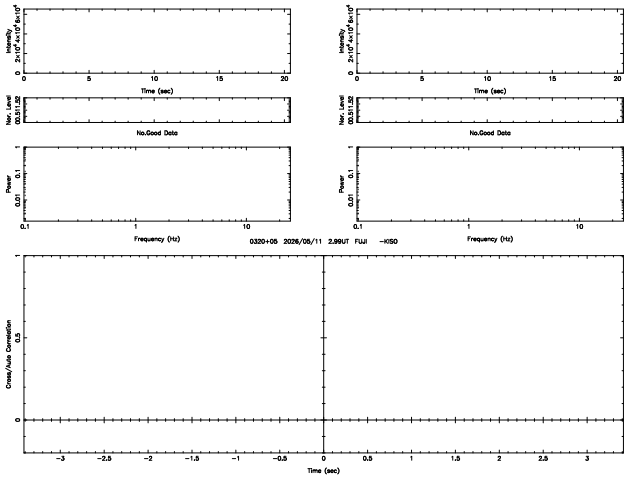
FUJI
K20260511115751
No.Good Data
No.Good Data
0320+05 2026/05/11 2.99UT FUJI -KISO

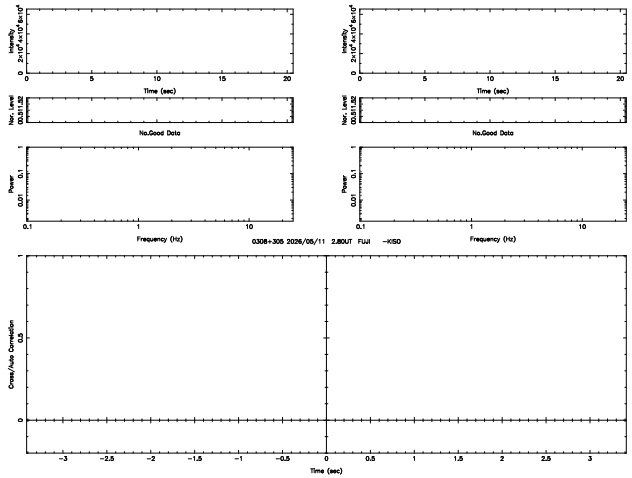
FUJI
K20260511114620
No.Good Data
No.Good Data
0308+305 2026/05/11 2.80UT FUJI -KISO

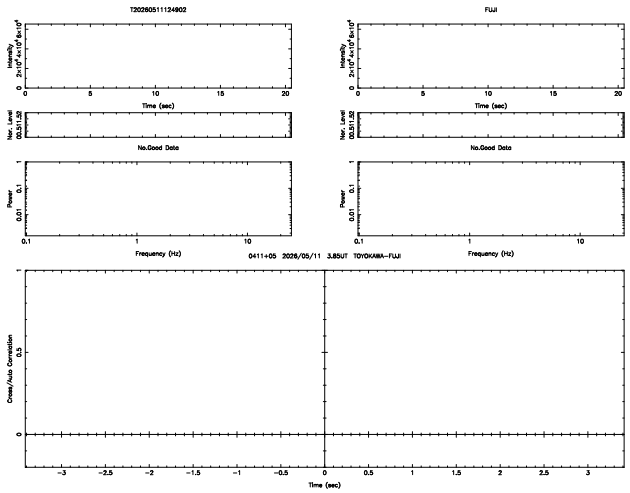
T20260511124902
FUJI
No.Good Data
No.Good Data
0411+05 2026/05/11 3.85UT TOYOKAWA-FUJI

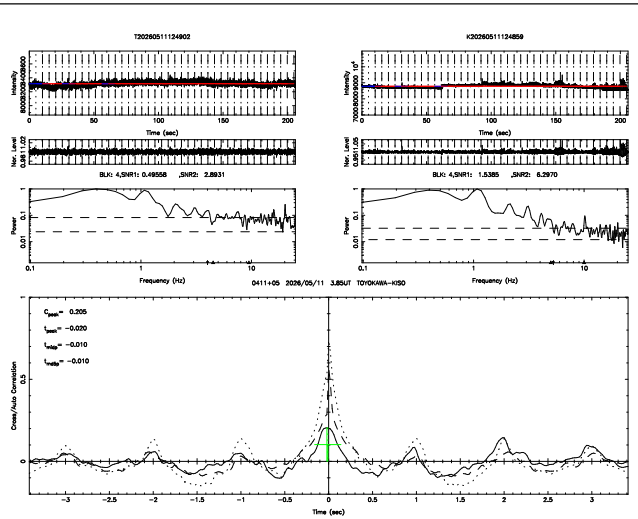
T20260511124902
K20260511124859
BLK: 4,SNR1: 0.49558 ,SNR2: 2.8931
BLK: 4,SNR1: 1.5385 ,SNR2: 6.2970
0411+05 2026/05/11 3.85UT TOYOKAWA-KISO
C_{peak}= 0.205
t_{peak}= −0.020
t_{edge}= −0.010
t_{width}= −0.010

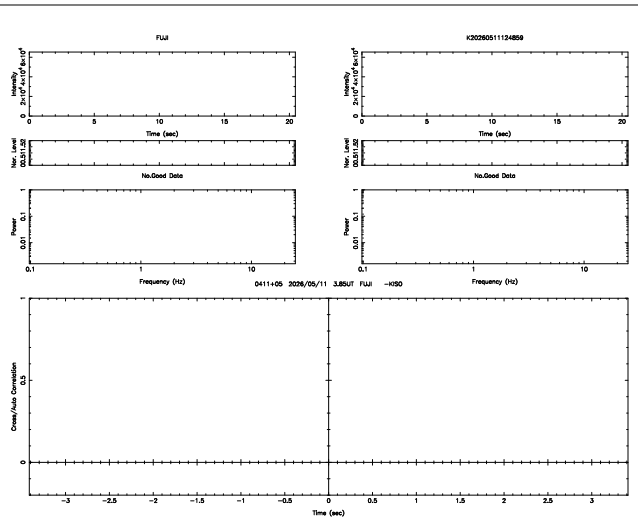
FUJI
K20260511124859
No.Good Data
No.Good Data
0411+05 2026/05/11 3.85UT FUJI -KISO

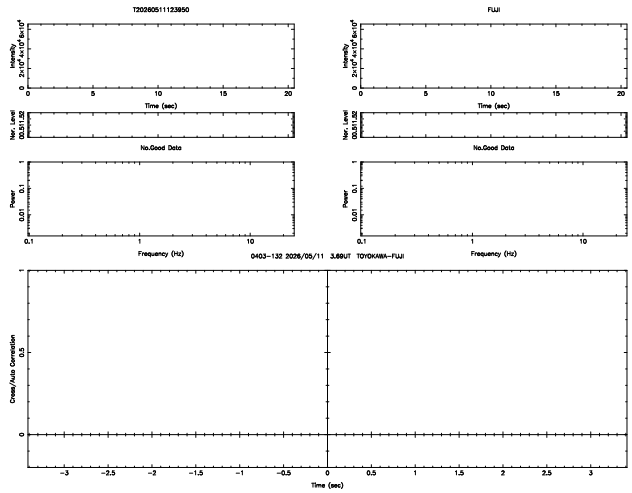
T20260511123950
FUJI
No.Good Data
No.Good Data
0403−132 2026/05/11 3.69UT TOYOKAWA-FUJI

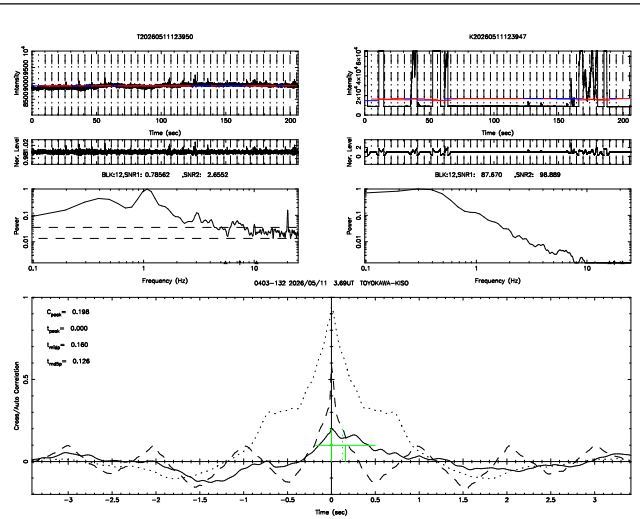
T20260511123950
K20260511123947
BLK:12,SNR1: 0.78562 ,SNR2: 2.6552
BLK:12,SNR1: 87.670 ,SNR2: 95.889
0403−132 2026/05/11 3.69UT TOYOKAWA-KISO
C_{peak}= 0.198
t_{peak}= 0.000
t_{edge}= 0.160
t_{width}= 0.126

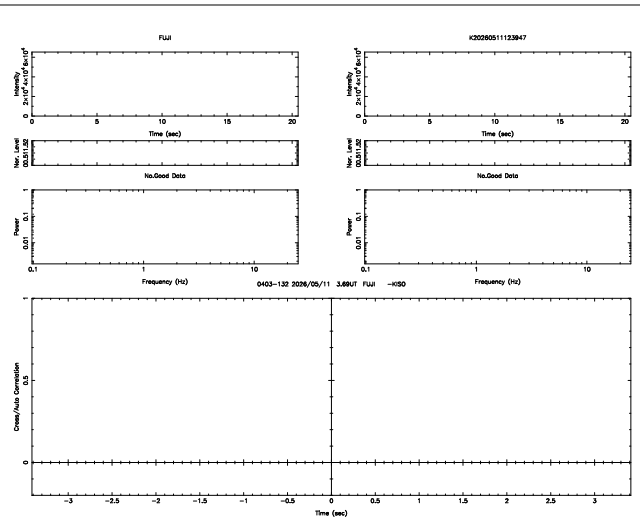
FUJI
K20260511123947
No.Good Data
No.Good Data
0403−132 2026/05/11 3.69UT FUJI -KISO

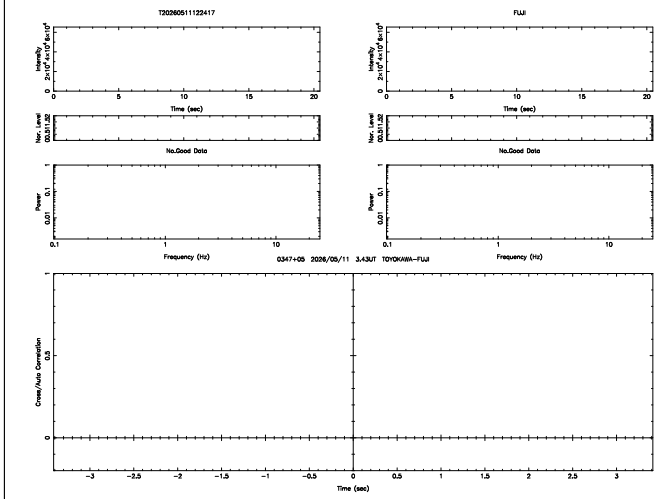
T20260511123417
FUJI
No.Good Data
No.Good Data
0347+05 2026/05/11 3.43UT TOYOKAWA-FUJI

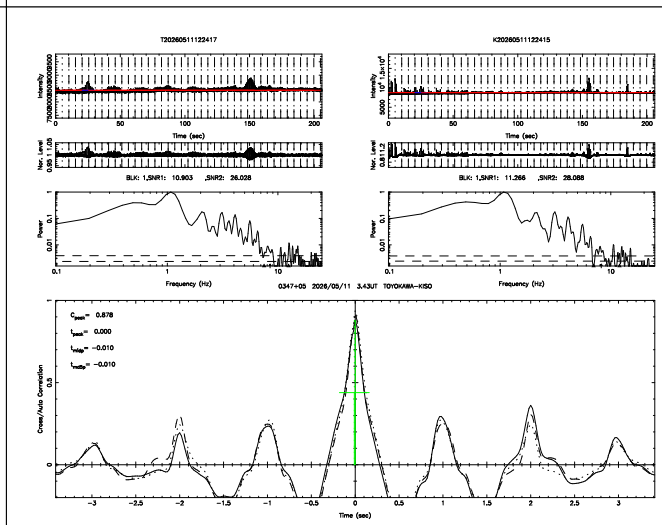
T20260511123417
K20260511122415
BLK: 1,SNR1: 10.903 ,SNR2: 26.028
BLK: 1,SNR1: 11.266 ,SNR2: 29.088
0347+05 2026/05/11 3.43UT TOYOKAWA-KISO
C_{peak}= 0.878
t_{peak}= 0.000
t_{edge}= −0.010
t_{width}= −0.010

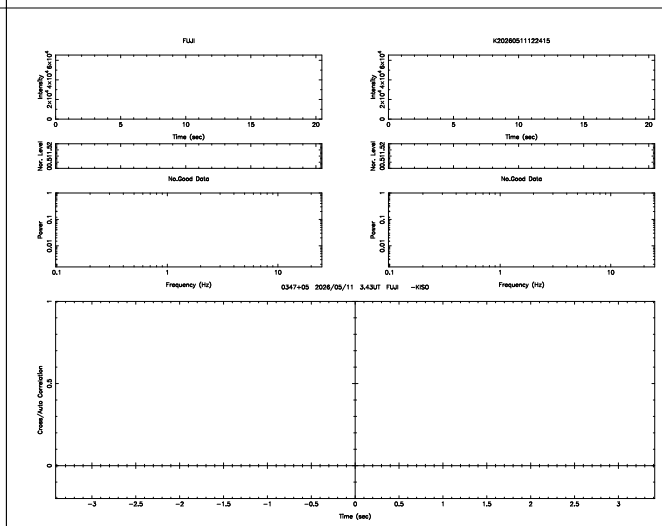
FUJI
K20260511122415
No.Good Data
No.Good Data
0347+05 2026/05/11 3.43UT FUJI -KISO

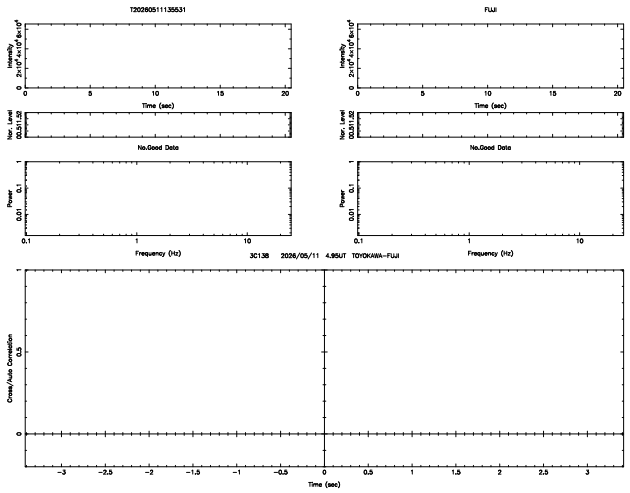
T20260511135531
FUJI
No.Good Data
No.Good Data
3C138 2026/05/11 4.95UT TOYOKAWA-FUJI

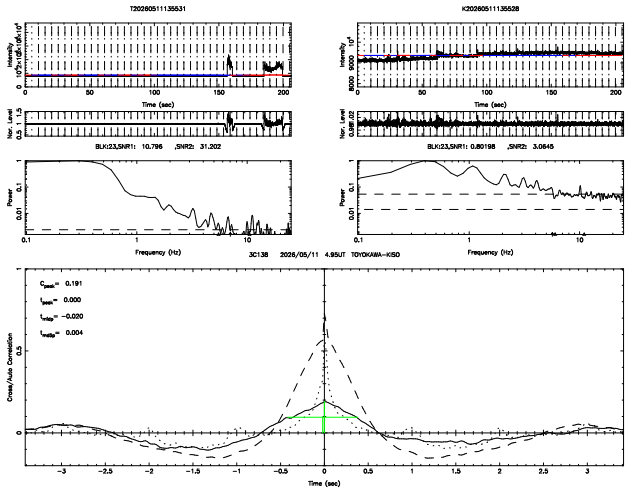
T20260511135531
K20260511135528
BLK:23,SNR1: 10.796 ,SNR2: 31.202
BLK:23,SNR1: 0.80198 ,SNR2: 3.0645
3C138 2026/05/11 4.95UT TOYOKAWA-KISO
C_{peak}= 0.191
t_{peak}= 0.000
t_{edge}= −0.020
t_{width}= 0.004

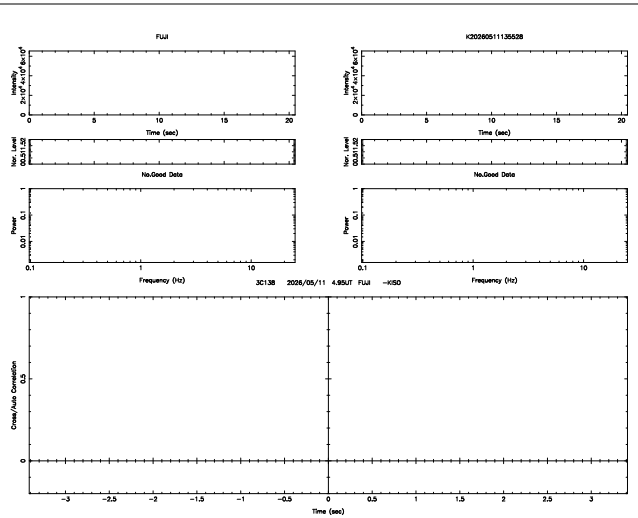
FUJI
K20260511135528
No.Good Data
No.Good Data
3C138 2026/05/11 4.95UT FUJI -KISO

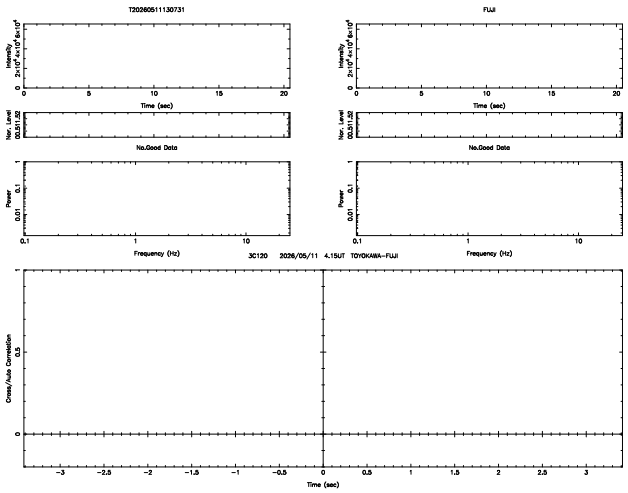
T20260511130731
FUJI
No.Good Data
No.Good Data
3C120 2026/05/11 4.15UT TOYOKAWA-FUJI

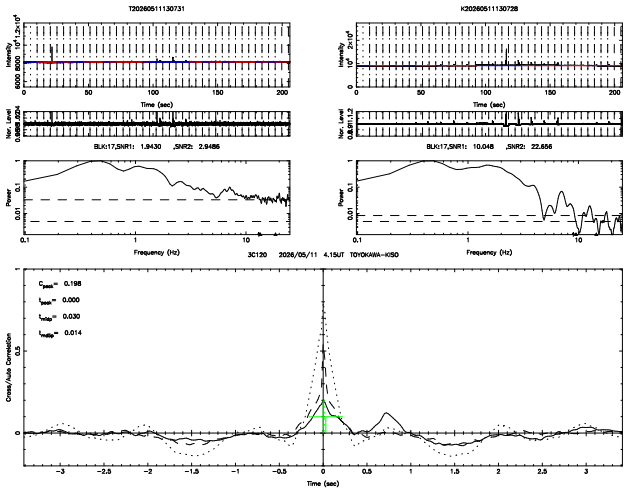
T20260511130731
K20260511130728
BLK:17,SNR1: 1.9430 ,SNR2: 2.9485
BLK:17,SNR1: 10.048 ,SNR2: 22.656
3C120 2026/05/11 4.15UT TOYOKAWA-KISO
C_{peak}= 0.198
t_{peak}= 0.000
t_{edge}= 0.030
t_{width}= 0.014

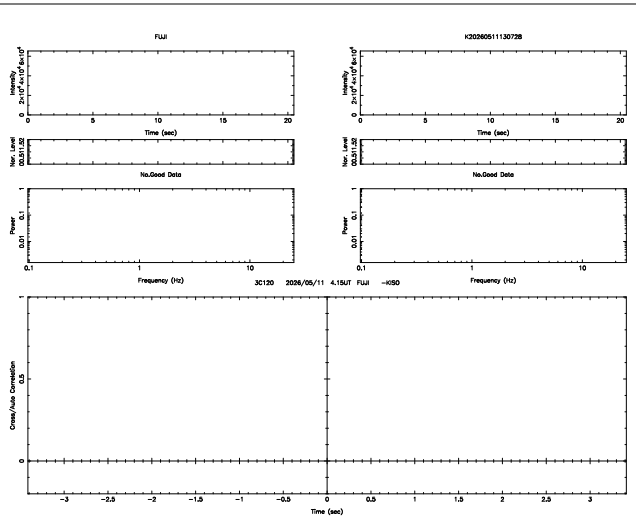
FUJI
K20260511130728
No.Good Data
No.Good Data
3C120 2026/05/11 4.15UT FUJI -KISO

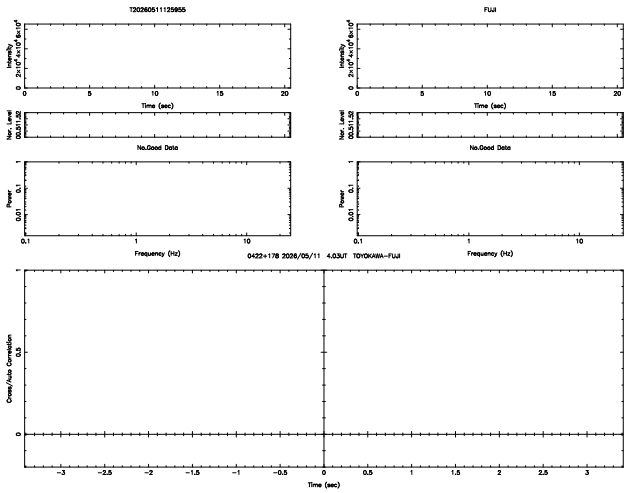
T20260511125955
FUJI
No.Good Data
No.Good Data
0422+178 2026/05/11 4.03UT TOYOKAWA-FUJI

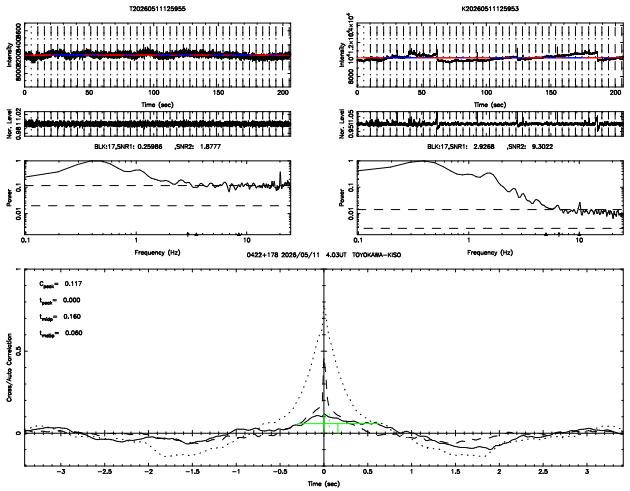
T20260511125955
K20260511125953
BLK:17,SNR1: 0.25866 ,SNR2: 1.8777
BLK:17,SNR1: 2.9266 ,SNR2: 9.3022
0422+178 2026/05/11 4.03UT TOYOKAWA-KISO
C_{peak}= 0.117
t_{peak}= 0.000
t_{edge}= 0.160
t_{width}= 0.060

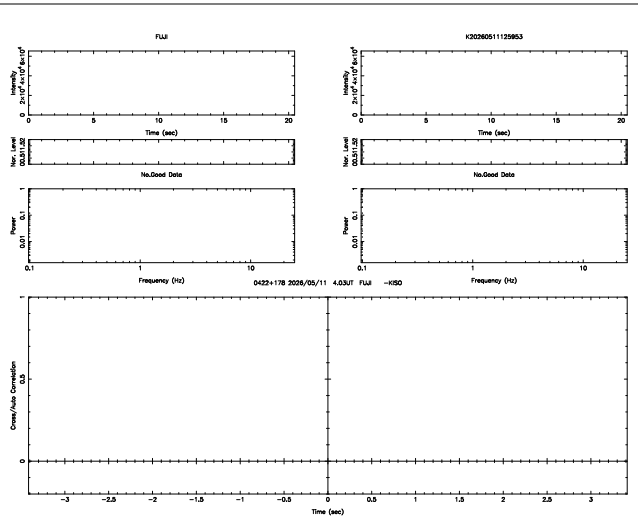
FUJI
K20260511125953
No.Good Data
No.Good Data
0422+178 2026/05/11 4.03UT FUJI -KISO

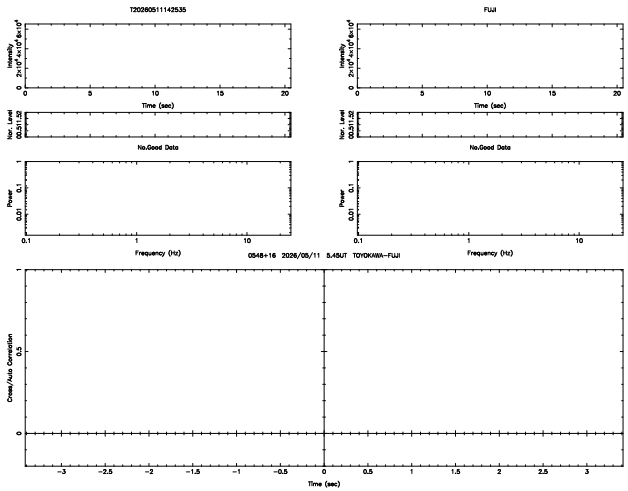
T20260511142535
FUJI
Intensity
Time (sec)
Nor. Level
No.Good Data
Power
Frequency (Hz)
0548+16 2026/05/11 5.45UT TOYOKAWA-FUJI
Cross/Auto Correlation
Time (sec)

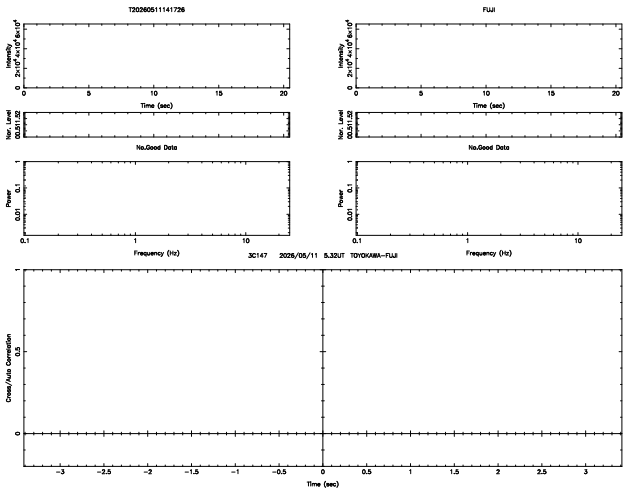
T20260511141726
FUJI
Intensity
Time (sec)
Nor. Level
No.Good Data
Power
Frequency (Hz)
3C147 2026/05/11 5.32UT TOYOKAWA-FUJI
Cross/Auto Correlation
Time (sec)

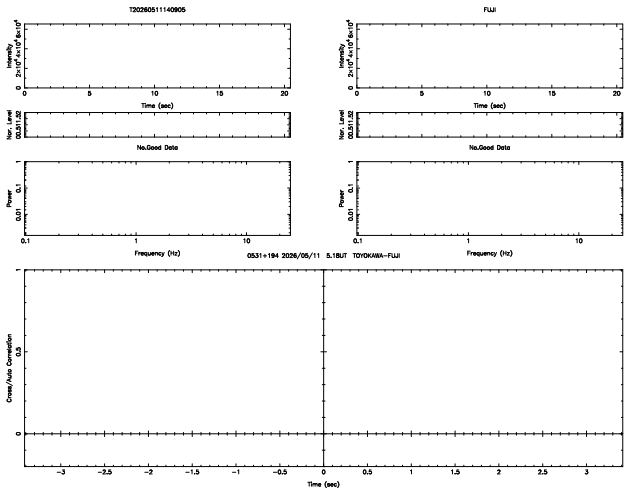
T20260511140905
FUJI
Intensity
Time (sec)
Nor. Level
No.Good Data
Power
Frequency (Hz)
0531+194 2026/05/11 5.18UT TOYOKAWA-FUJI
Cross/Auto Correlation
Time (sec)

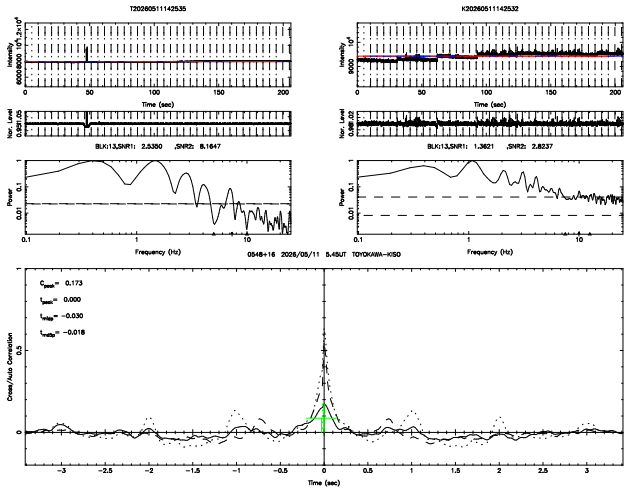
T20260511142535
K20260511142532
Intensity
Time (sec)
Nor. Level
BLK13,SNR1: 2.5350 ,SNR2: 8.1647
BLK13,SNR1: 1.3621 ,SNR2: 2.8237
Power
Frequency (Hz)
0548+16 2026/05/11 5.45UT TOYOKAWA-KISO
Cross/Auto Correlation
Time (sec)

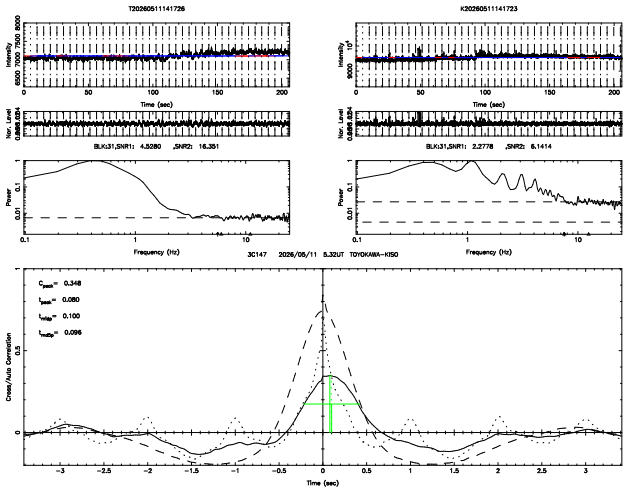
T20260511141726
K20260511141723
Intensity
Time (sec)
Nor. Level
BLK31,SNR1: 4.5280 ,SNR2: 16.351
BLK31,SNR1: 2.2778 ,SNR2: 5.1414
Power
Frequency (Hz)
3C147 2026/05/11 5.32UT TOYOKAWA-KISO
Cross/Auto Correlation
Time (sec)

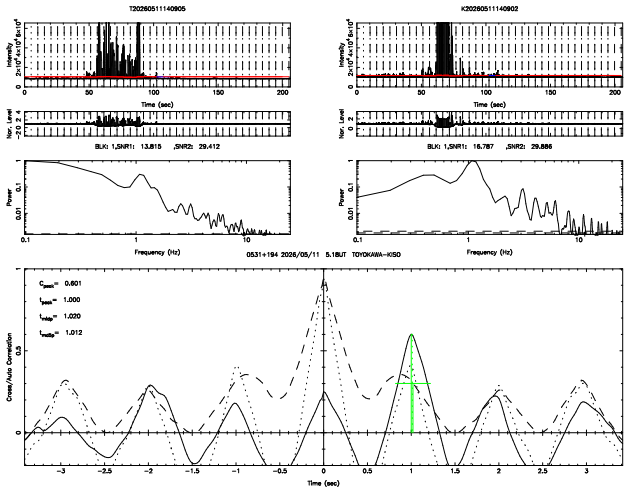
T20260511140905
K20260511140902
Intensity
Time (sec)
Nor. Level
BLK1 1,SNR1: 13.815 ,SNR2: 29.412
BLK1 1,SNR1: 16.787 ,SNR2: 29.888
Power
Frequency (Hz)
0531+194 2026/05/11 5.18UT TOYOKAWA-KISO
Cross/Auto Correlation
Time (sec)

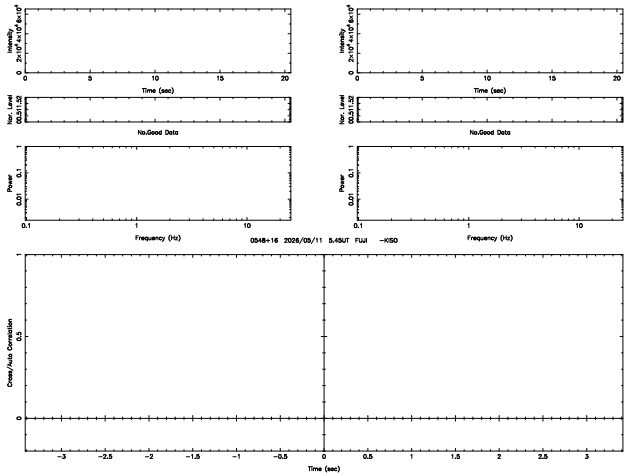
FUJI
K20260511142532
Intensity
Time (sec)
Nor. Level
No.Good Data
Power
Frequency (Hz)
0548+16 2026/05/11 5.45UT FUJI -KISO
Cross/Auto Correlation
Time (sec)

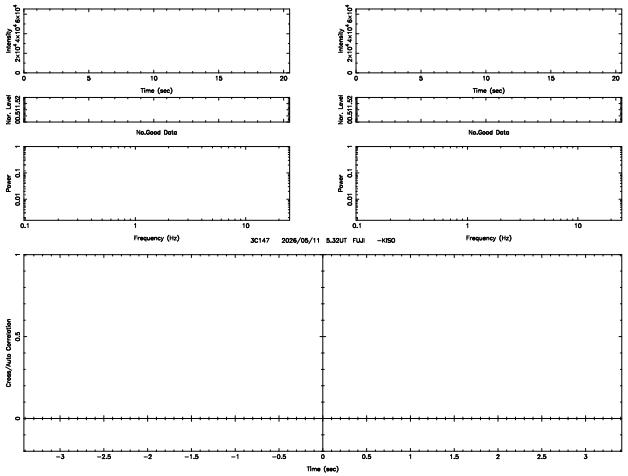
FUJI
K20260511141723
Intensity
Time (sec)
Nor. Level
No.Good Data
Power
Frequency (Hz)
3C147 2026/05/11 5.32UT FUJI -KISO
Cross/Auto Correlation
Time (sec)

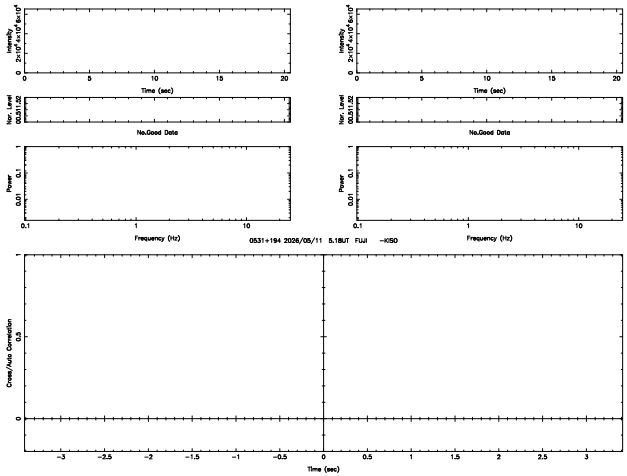
FUJI
K20260511140902
Intensity
Time (sec)
Nor. Level
No.Good Data
Power
Frequency (Hz)
0531+194 2026/05/11 5.18UT FUJI -KISO
Cross/Auto Correlation
Time (sec)

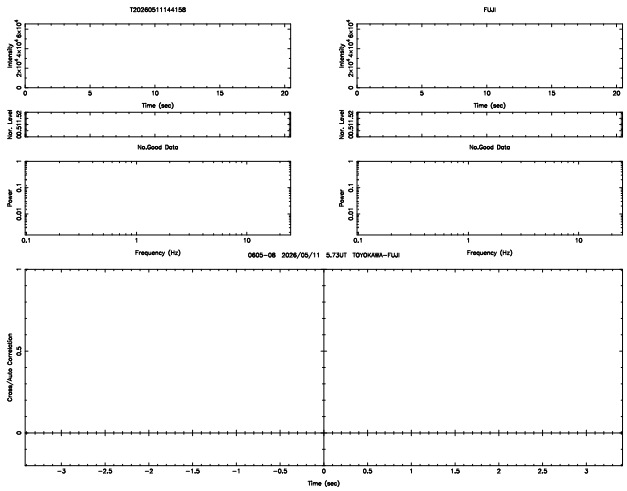
T20260511144158
FUJI
No.Good Data
No.Good Data
0605−08 2026/05/11 5.73UT TOYOKAWA−FUJI

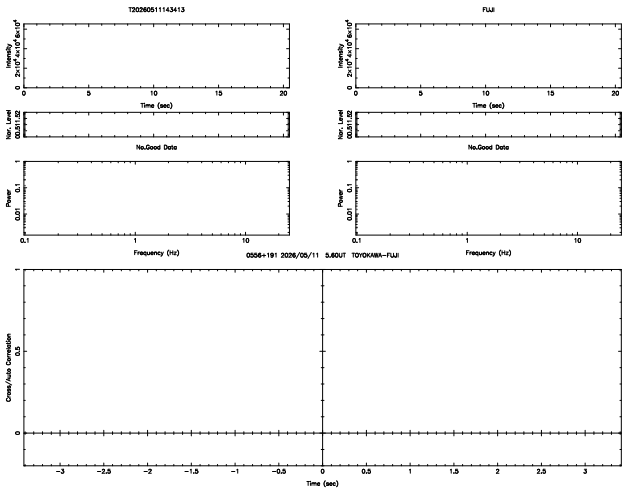
T20260511143413
FUJI
No.Good Data
No.Good Data
0556+191 2026/05/11 5.60UT TOYOKAWA−FUJI

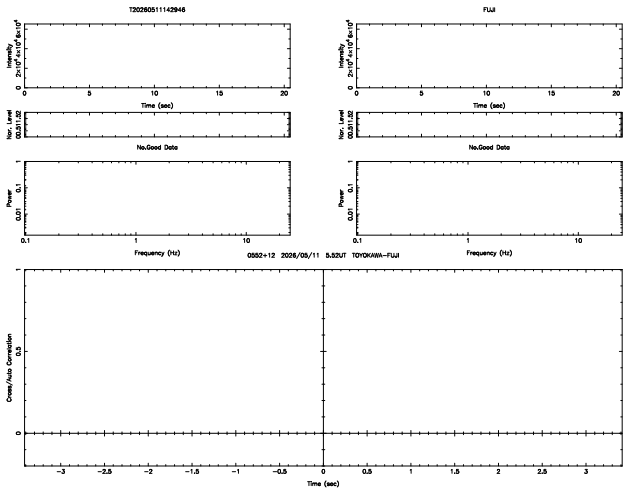
T20260511142946
FUJI
No.Good Data
No.Good Data
0552+12 2026/05/11 5.52UT TOYOKAWA−FUJI

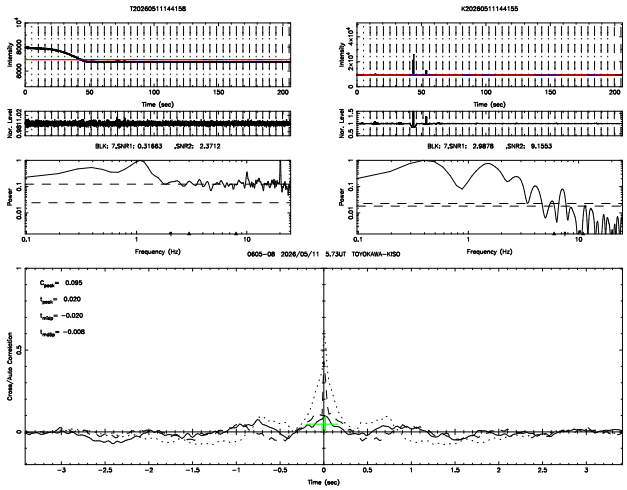
T20260511144158
K20260511144155
BLK: 7,SNR1: 0.31663 ,SNR2: 2.3712
BLK: 7,SNR1: 2.9878 ,SNR2: 9.1353
0605−08 2026/05/11 5.73UT TOYOKAWA−KISO
C_{peak}= 0.095
t_{peak}= 0.020
t_{edge}= −0.020
t_{width}= −0.008

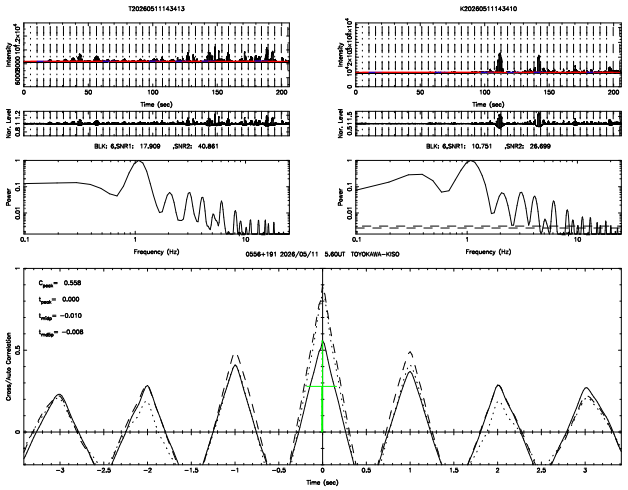
T20260511143413
K20260511143410
BLK: 6,SNR1: 17.909 ,SNR2: 40.861
BLK: 6,SNR1: 10.751 ,SNR2: 26.699
0556+191 2026/05/11 5.60UT TOYOKAWA−KISO
C_{peak}= 0.558
t_{peak}= 0.000
t_{edge}= −0.010
t_{width}= −0.008

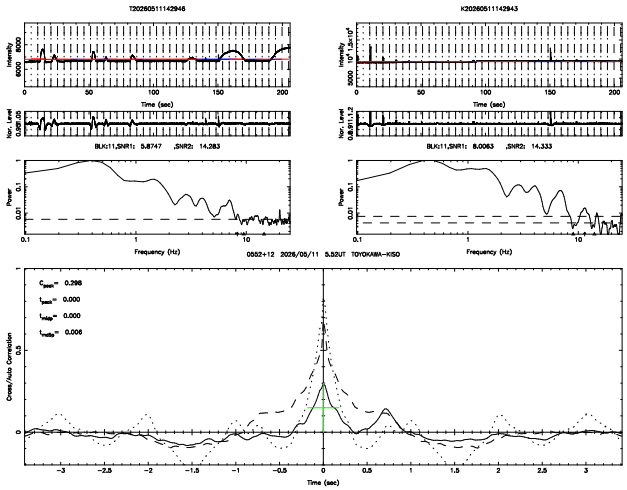
T20260511142946
K20260511142943
BLK:11,SNR1: 5.8747 ,SNR2: 14.283
BLK:11,SNR1: 8.0063 ,SNR2: 14.333
0552+12 2026/05/11 5.52UT TOYOKAWA−KISO
C_{peak}= 0.298
t_{peak}= 0.000
t_{edge}= 0.000
t_{width}= 0.006

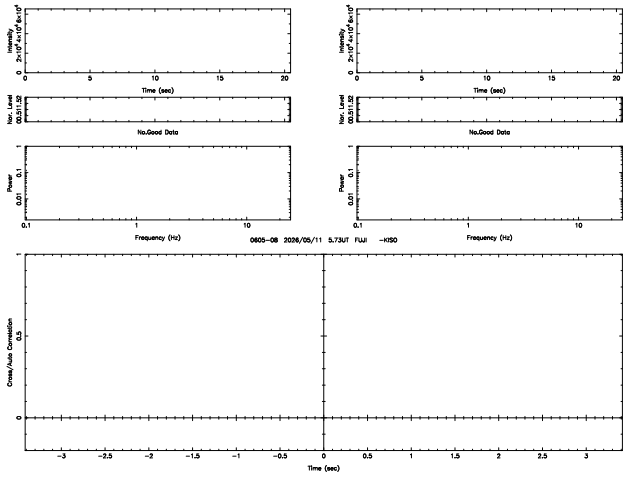
FUJI
K20260511144155
No.Good Data
No.Good Data
0605−08 2026/05/11 5.73UT FUJI −KISO

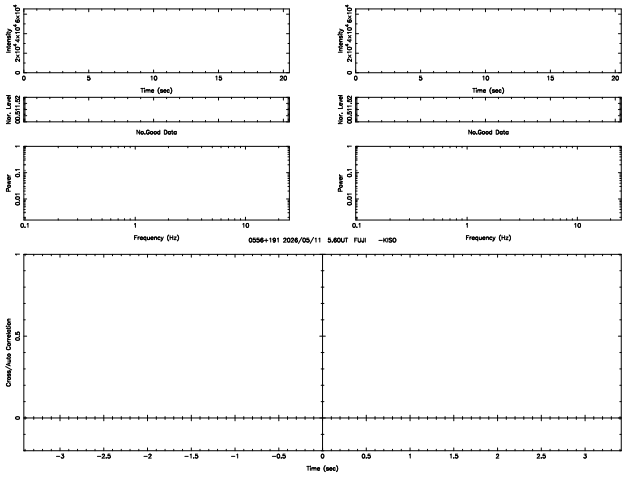
FUJI
K20260511143410
No.Good Data
No.Good Data
0556+191 2026/05/11 5.60UT FUJI −KISO

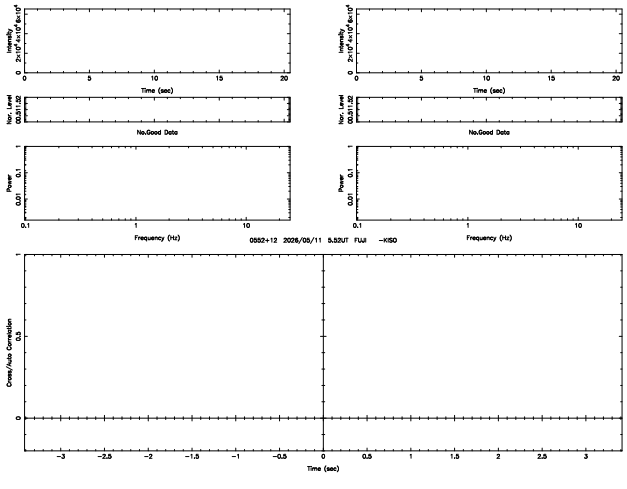
FUJI
K20260511142943
No.Good Data
No.Good Data
0552+12 2026/05/11 5.52UT FUJI −KISO

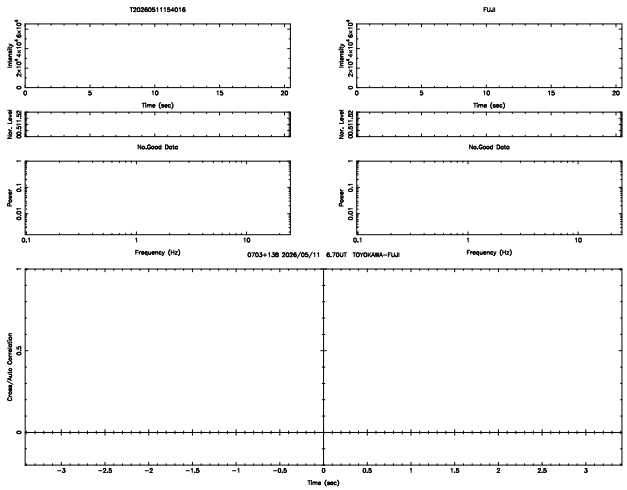
T20260511154016
FUJI
No.Good Data
No.Good Data
0703+138 2026/05/11 6.70UT TOYOKAMA-FUJI
Time (sec)
Frequency (Hz)
Cross/Auto Correlation

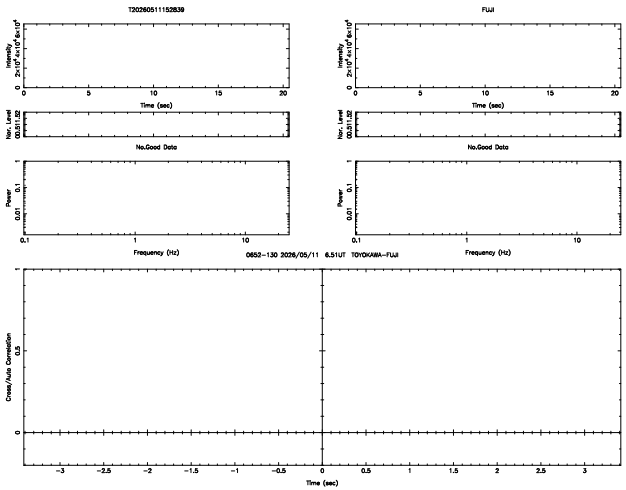
T20260511152839
FUJI
No.Good Data
No.Good Data
0652-130 2026/05/11 6.51UT TOYOKAMA-FUJI
Time (sec)
Frequency (Hz)
Cross/Auto Correlation

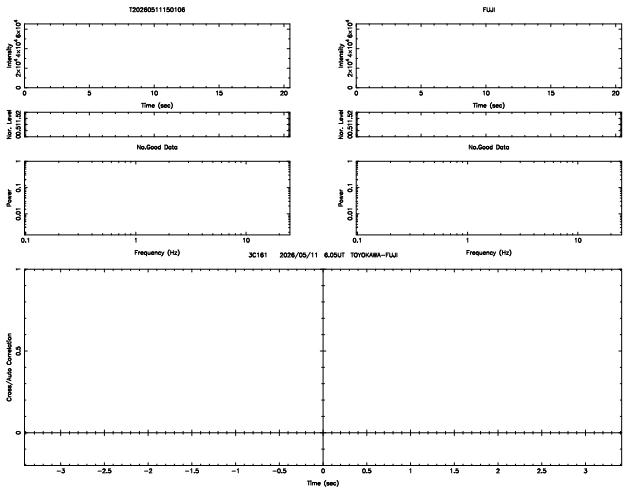
T20260511150106
FUJI
No.Good Data
No.Good Data
3C161 2026/05/11 6.05UT TOYOKAMA-FUJI
Time (sec)
Frequency (Hz)
Cross/Auto Correlation

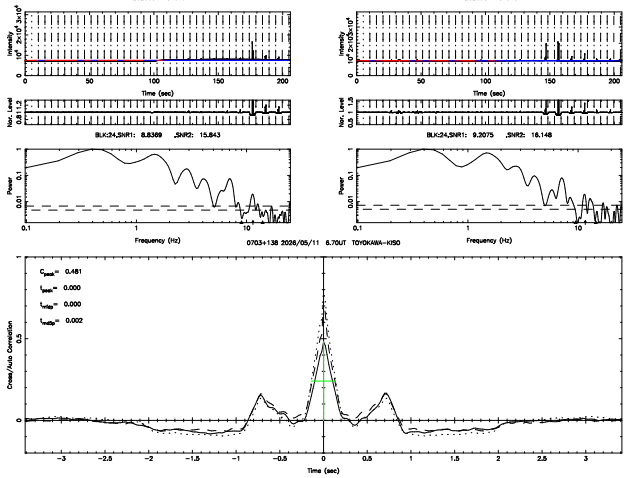
T20260511154016
K20260511154013
BLK:24,SNR1: 8.8369 ,SNR2: 15.843
BLK:24,SNR1: 9.3075 ,SNR2: 16.148
0703+138 2026/05/11 6.70UT TOYOKAMA-KISO
C_{peak}= 0.481
t_{peak}= 0.000
t_{ctdp}= 0.000
t_{ctdp}= 0.002
Time (sec)
Frequency (Hz)
Cross/Auto Correlation

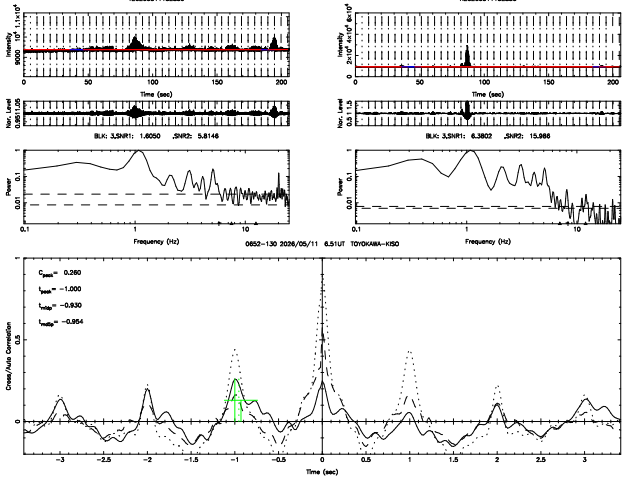
T20260511152839
K20260511152836
BLK: 3,SNR1: 1.6050 ,SNR2: 5.8146
BLK: 3,SNR1: 6.3802 ,SNR2: 15.966
0652-130 2026/05/11 6.51UT TOYOKAMA-KISO
C_{peak}= 0.260
t_{peak}= −1.000
t_{ctdp}= −0.930
t_{ctdp}= −0.954
Time (sec)
Frequency (Hz)
Cross/Auto Correlation

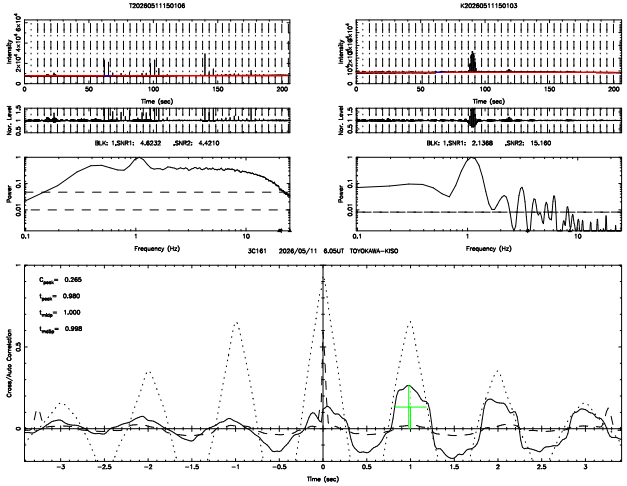
T20260511150106
K20260511150103
BLK: 1,SNR1: 4.6232 ,SNR2: 4.4210
BLK: 1,SNR1: 2.1368 ,SNR2: 15.160
3C161 2026/05/11 6.05UT TOYOKAMA-KISO
C_{peak}= 0.265
t_{peak}= 0.980
t_{ctdp}= 1.000
t_{ctdp}= 0.998
Time (sec)
Frequency (Hz)
Cross/Auto Correlation

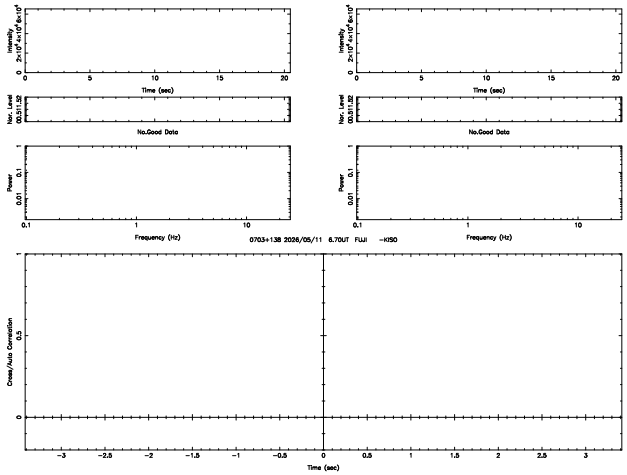
FUJI
K20260511154013
No.Good Data
No.Good Data
0703+138 2026/05/11 6.70UT FUJI -KISO
Time (sec)
Frequency (Hz)
Cross/Auto Correlation

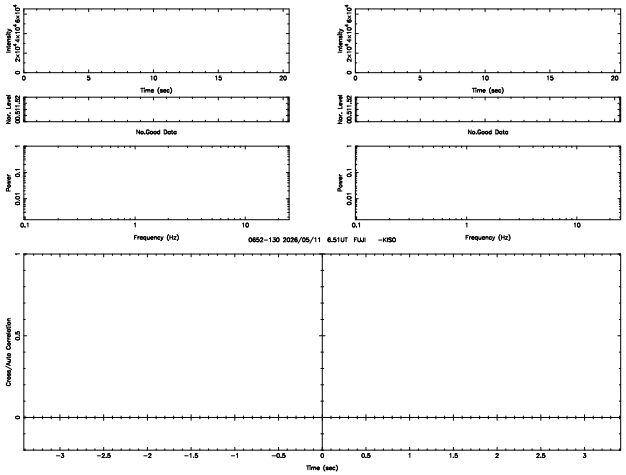
FUJI
K20260511152836
No.Good Data
No.Good Data
0652-130 2026/05/11 6.51UT FUJI -KISO
Time (sec)
Frequency (Hz)
Cross/Auto Correlation

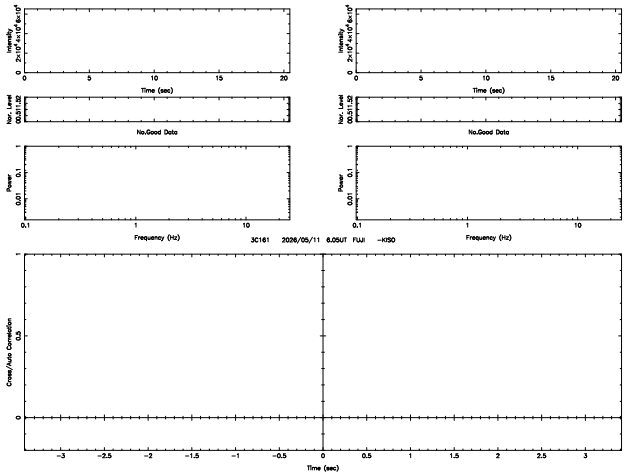
FUJI
K20260511150103
No.Good Data
No.Good Data
3C161 2026/05/11 6.05UT FUJI -KISO
Time (sec)
Frequency (Hz)
Cross/Auto Correlation

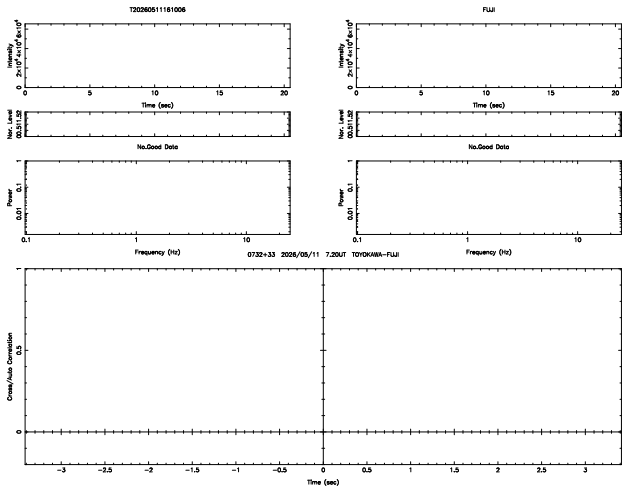
T20260511161006
FUJI
No.Good Data
No.Good Data
0732+33 2026/05/11 7.20UT TOYOKAWA-FUJI

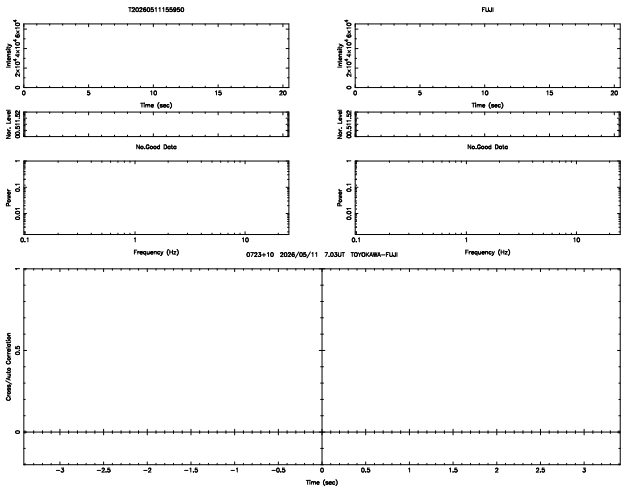
T20260511155950
FUJI
No.Good Data
No.Good Data
0723+10 2026/05/11 7.03UT TOYOKAWA-FUJI

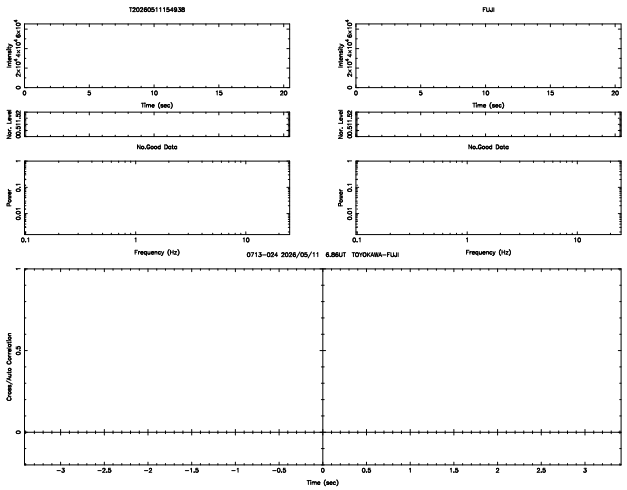
T20260511154938
FUJI
No.Good Data
No.Good Data
0713-024 2026/05/11 6.86UT TOYOKAWA-FUJI

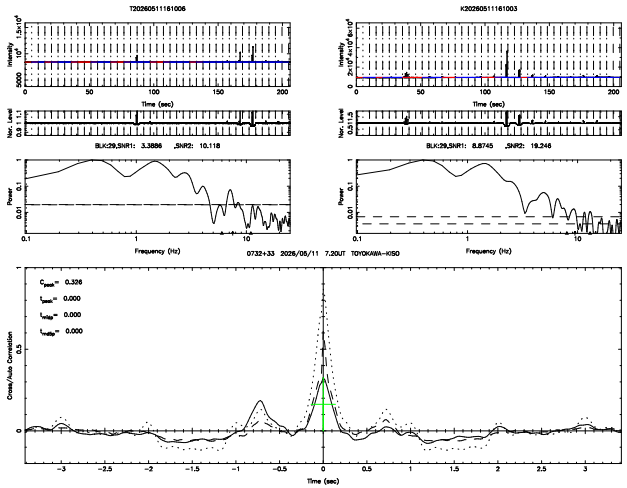
T20260511161006
K20260511161003
BLK:29,SNR1: 3.3886 ,SNR2: 10.118
BLK:29,SNR1: 8.6745 ,SNR2: 19.246
0732+33 2026/05/11 7.20UT TOYOKAWA-KISO
C peak= 0.326
t peak= 0.000
t stdp= 0.000
t mdp= 0.000

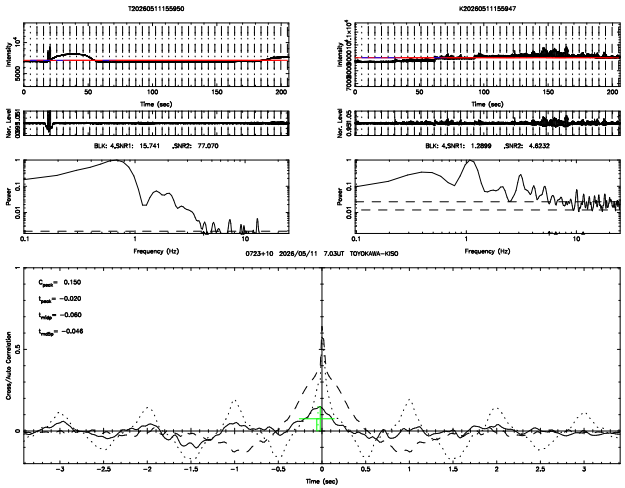
T20260511155950
K20260511155947
BLK: 4,SNR1: 15.741 ,SNR2: 77.070
BLK: 4,SNR1: 1.2899 ,SNR2: 4.6232
0723+10 2026/05/11 7.03UT TOYOKAWA-KISO
C peak= 0.150
t peak= -0.020
t stdp= -0.060
t mdp= -0.046

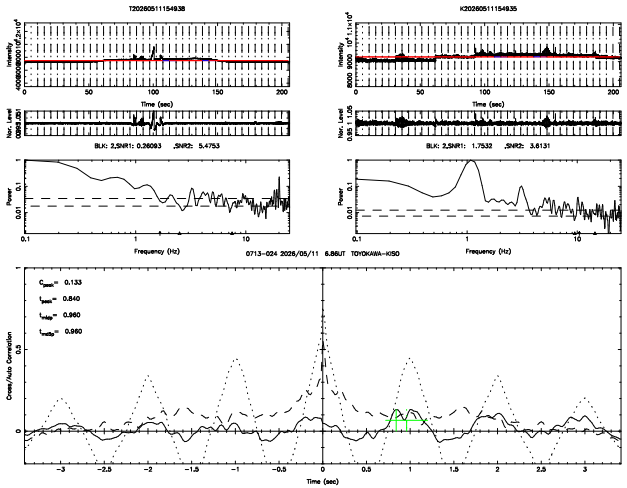
T20260511154938
K20260511154935
BLK: 2,SNR1: 0.36093 ,SNR2: 5.4753
BLK: 2,SNR1: 1.7532 ,SNR2: 3.6131
0713-024 2026/05/11 6.86UT TOYOKAWA-KISO
C peak= 0.133
t peak= 0.840
t stdp= 0.960
t mdp= 0.960

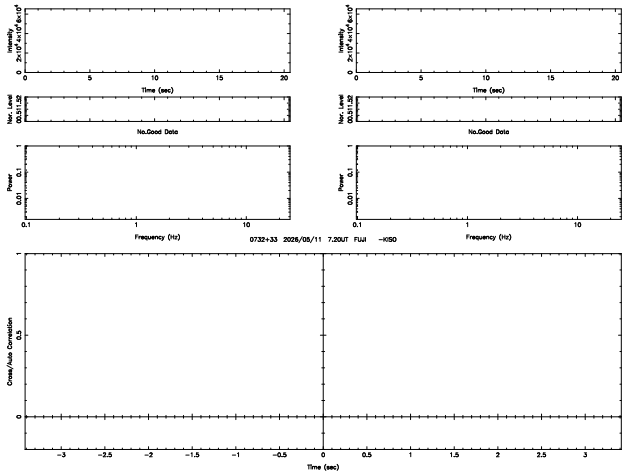
FUJI
K20260511161003
No.Good Data
No.Good Data
0732+33 2026/05/11 7.20UT FUJI -KISO

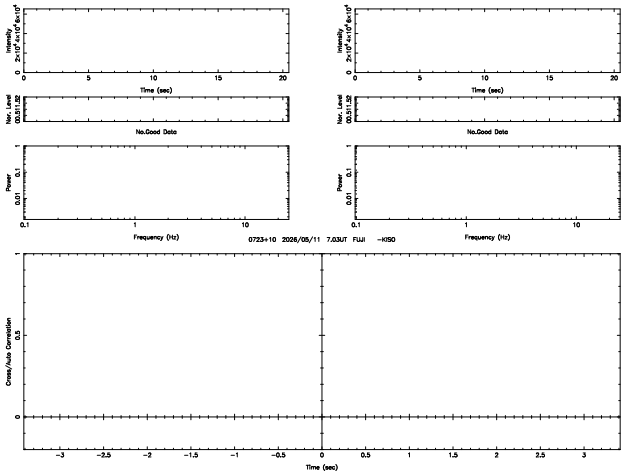
FUJI
K20260511155947
No.Good Data
No.Good Data
0723+10 2026/05/11 7.03UT FUJI -KISO

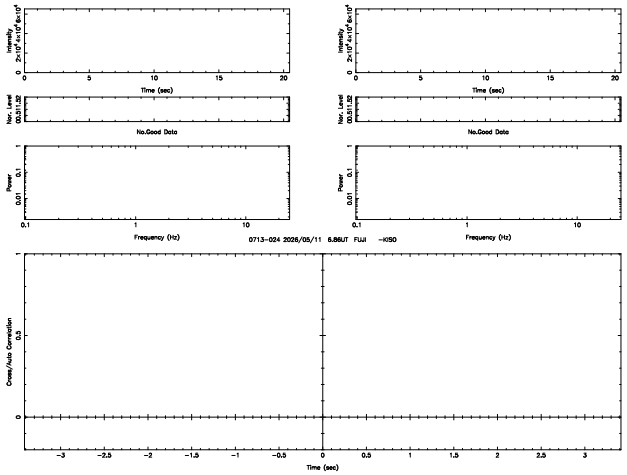
FUJI
K20260511154935
No.Good Data
No.Good Data
0713-024 2026/05/11 6.86UT FUJI -KISO

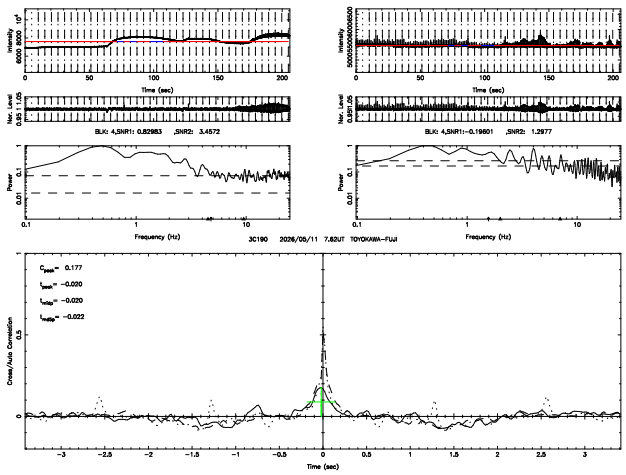
T20260511163528
F20260511163528
BLK: 4,SNR1: 0.82983 ,SNR2: 3.4572
BLK: 4,SNR1:-0.19601 ,SNR2: 1.2977
3C190 2026/05/11 7.62UT TOYOKAWA-FUJI
C_{peak}= 0.177
t_{peak}= -0.020
t_{edge}= -0.020
t_{edge}= -0.022

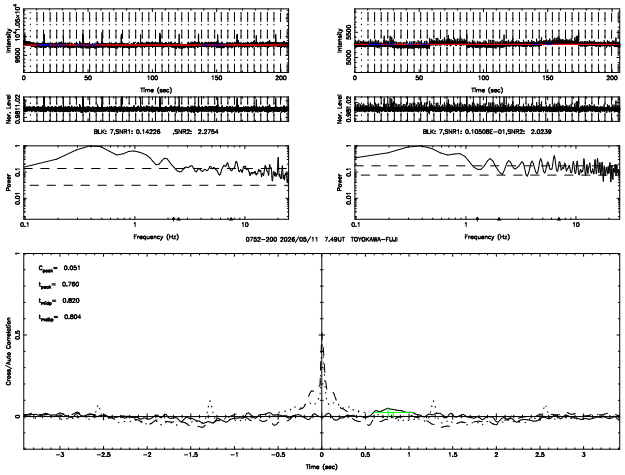
T20260511162750
F20260511162752
BLK: 7,SNR1: 0.14226 ,SNR2: 2.2754
BLK: 7,SNR1: 0.10508E-01,SNR2: 2.0239
0752-200 2026/05/11 7.49UT TOYOKAWA-FUJI
C_{peak}= 0.051
t_{peak}= 0.760
t_{edge}= 0.820
t_{edge}= 0.804

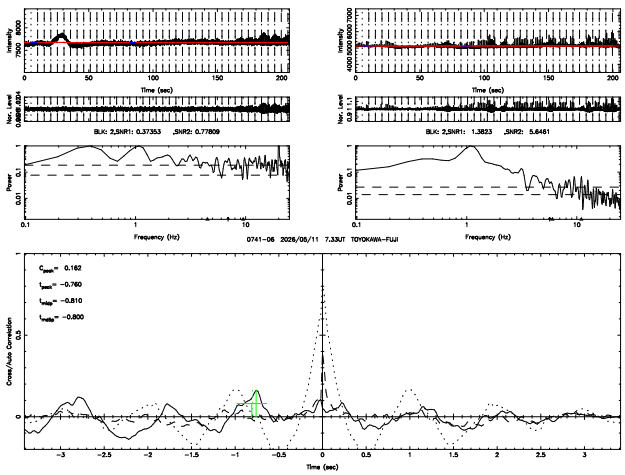
T20260511161806
F20260511161808
BLK: 2,SNR1: 0.37353 ,SNR2: 0.77809
BLK: 2,SNR1: 1.3823 ,SNR2: 5.6481
0741-06 2026/05/11 7.33UT TOYOKAWA-FUJI
C_{peak}= 0.162
t_{peak}= -0.760
t_{edge}= -0.810
t_{edge}= -0.800

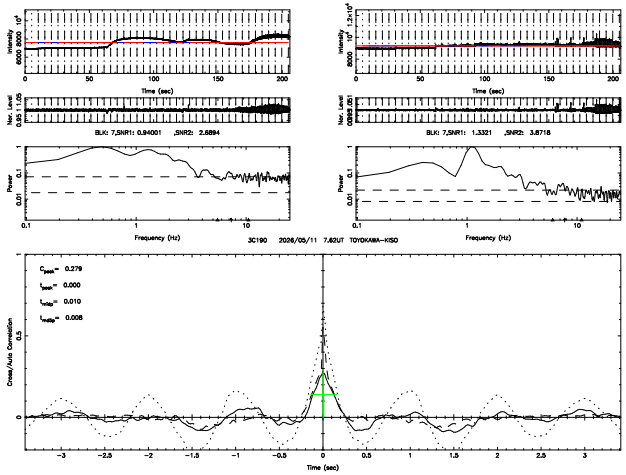
T20260511163528
K20260511163523
BLK: 7,SNR1: 0.94001 ,SNR2: 3.6894
BLK: 7,SNR1: 1.3321 ,SNR2: 3.6718
3C190 2026/05/11 7.62UT TOYOKAWA-KISO
C_{peak}= 0.279
t_{peak}= 0.000
t_{edge}= 0.010
t_{edge}= 0.008

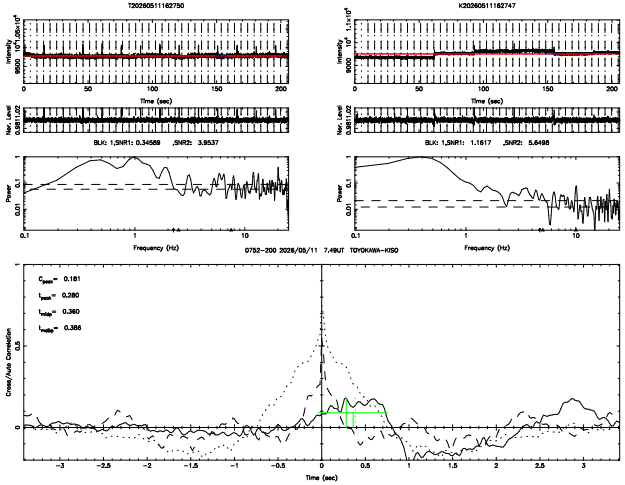
T20260511162750
K20260511162747
BLK: 1,SNR1: 0.34589 ,SNR2: 3.9537
BLK: 1,SNR1: 1.1617 ,SNR2: 5.6498
0752-200 2026/05/11 7.49UT TOYOKAWA-KISO
C_{peak}= 0.181
t_{peak}= 0.280
t_{edge}= 0.360
t_{edge}= 0.386

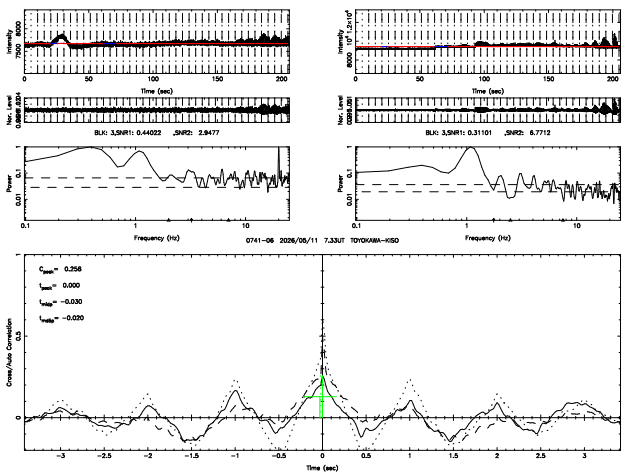
T20260511161806
K20260511161803
BLK: 3,SNR1: 0.44022 ,SNR2: 2.9477
BLK: 3,SNR1: 0.31101 ,SNR2: 6.7712
0741-06 2026/05/11 7.33UT TOYOKAWA-KISO
C_{peak}= 0.258
t_{peak}= 0.000
t_{edge}= -0.030
t_{edge}= -0.020

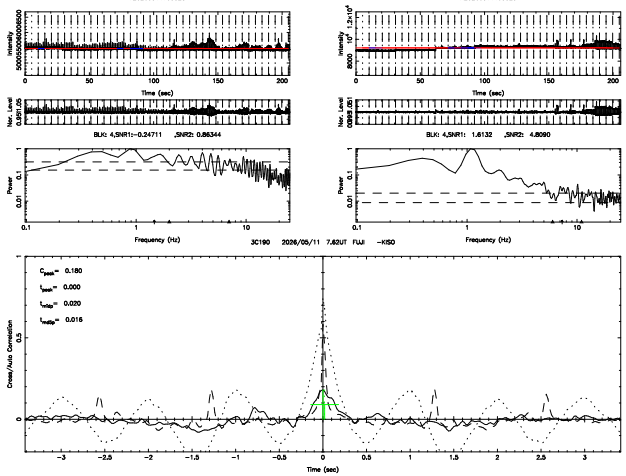
F20260511163528
K20260511163523
BLK: 4,SNR1:-0.24711 ,SNR2: 0.86344
BLK: 4,SNR1: 1.6132 ,SNR2: 4.8090
3C190 2026/05/11 7.62UT FUJI -KISO
C_{peak}= 0.180
t_{peak}= 0.000
t_{edge}= 0.020
t_{edge}= 0.016

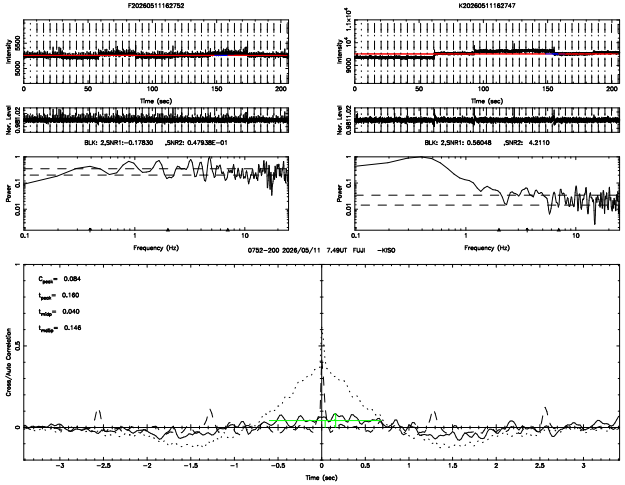
F20260511162752
K20260511162747
BLK: 2,SNR1:-0.17830 ,SNR2: 0.47938E-01
BLK: 2,SNR1: 0.56048 ,SNR2: 4.2110
0752-200 2026/05/11 7.49UT FUJI -KISO
C_{peak}= 0.084
t_{peak}= 0.160
t_{edge}= 0.040
t_{edge}= 0.146

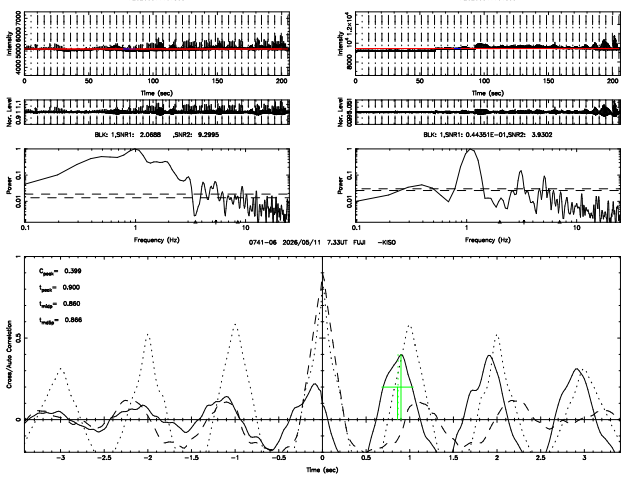
F20260511161808
K20260511161803
BLK: 1,SNR1: 2.0688 ,SNR2: 9.2995
BLK: 1,SNR1: 0.44351E-01,SNR2: 3.9302
0741-06 2026/05/11 7.33UT FUJI -KISO
C_{peak}= 0.399
t_{peak}= 0.900
t_{edge}= 0.860
t_{edge}= 0.866

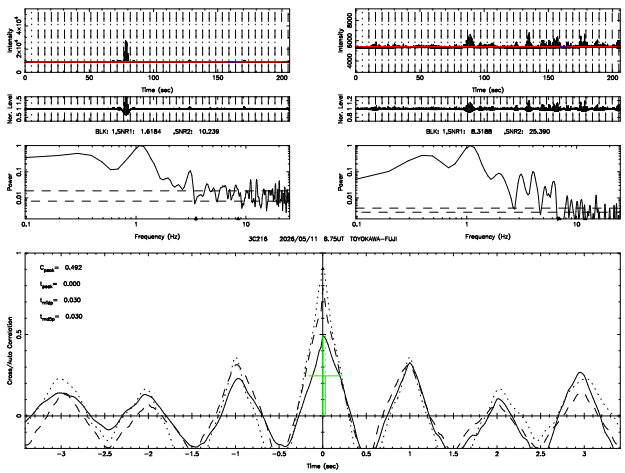
T20260511174329
F20260511174331
BLK: 1,SNR1: 1.6184 ,SNR2: 10.239
BLK: 1,SNR1: 8.3188 ,SNR2: 28.390
3C216 2026/05/11 8.75UT TOYOKAWA-FUJI
C_{peak}= 0.492
t_{peak}= 0.000
t_{rise}= 0.030
t_{decay}= 0.030

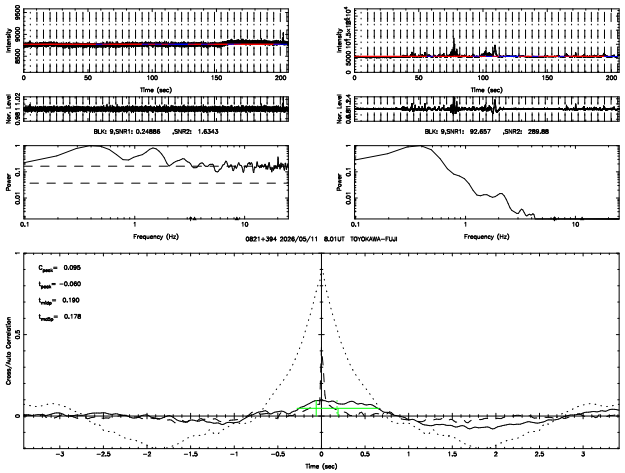
T20260511165901
F20260511165903
BLK: 9,SNR1: 0.24866 ,SNR2: 1.6343
BLK: 9,SNR1: 92.657 ,SNR2: 289.88
0821+394 2026/05/11 8.01UT TOYOKAWA-FUJI
C_{peak}= 0.095
t_{peak}= −0.060
t_{rise}= 0.190
t_{decay}= 0.178

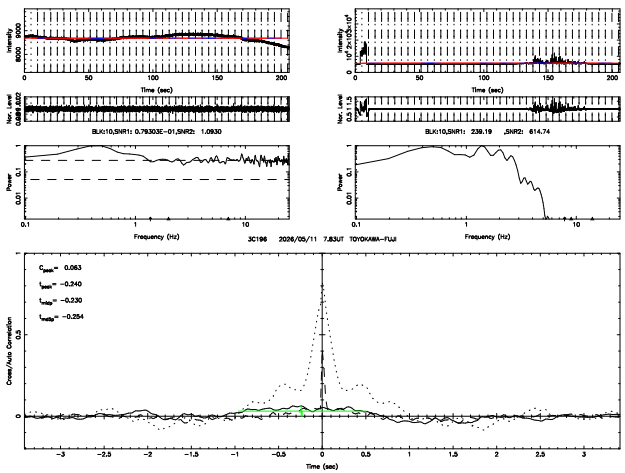
T20260511164752
F20260511164754
BLK:10,SNR1: 0.79303E−01,SNR2: 1.0930
BLK:10,SNR1: 239.19 ,SNR2: 614.74
3C196 2026/05/11 7.83UT TOYOKAWA-FUJI
C_{peak}= 0.063
t_{peak}= −0.240
t_{rise}= −0.230
t_{decay}= −0.254

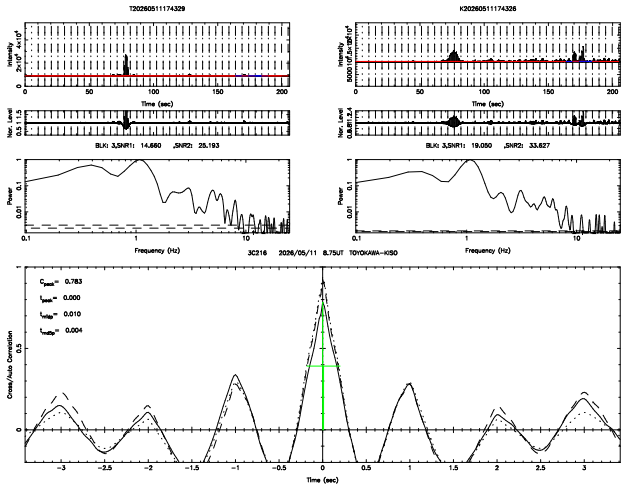
T20260511174329
K20260511174326
BLK: 3,SNR1: 14.660 ,SNR2: 25.193
BLK: 3,SNR1: 19.050 ,SNR2: 33.827
3C216 2026/05/11 8.75UT TOYOKAWA-KISO
C_{peak}= 0.783
t_{peak}= 0.000
t_{rise}= 0.010
t_{decay}= 0.004

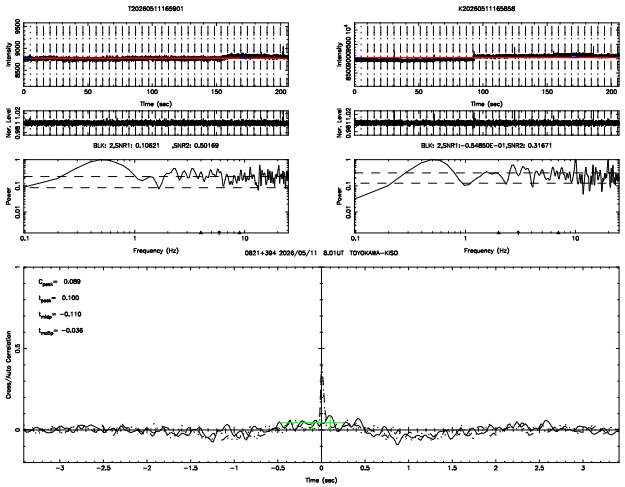
T20260511165901
K20260511165858
BLK: 2,SNR1: 0.10621 ,SNR2: 0.50169
BLK: 2,SNR1: −0.54850E−01,SNR2: 0.31671
0821+394 2026/05/11 8.01UT TOYOKAWA-KISO
C_{peak}= 0.089
t_{peak}= 0.100
t_{rise}= −0.110
t_{decay}= −0.036

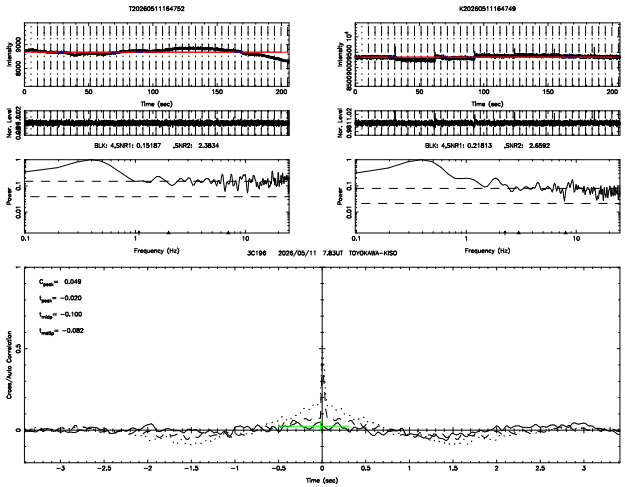
T20260511164752
K20260511164749
BLK: 4,SNR1: 0.15187 ,SNR2: 2.3634
BLK: 4,SNR1: 0.21813 ,SNR2: 2.6592
3C196 2026/05/11 7.83UT TOYOKAWA-KISO
C_{peak}= 0.049
t_{peak}= −0.020
t_{rise}= −0.100
t_{decay}= −0.082

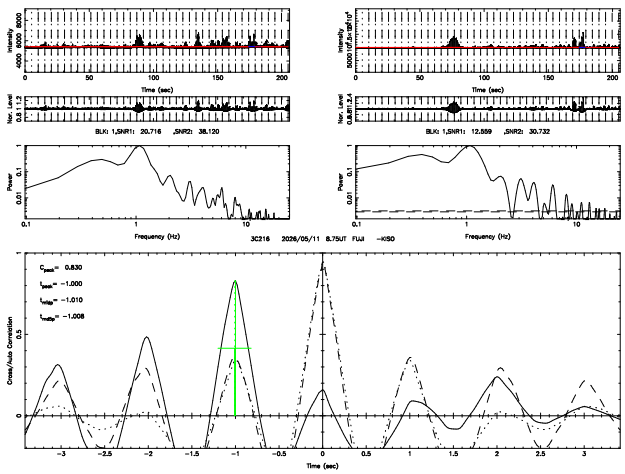
F20260511174331
K20260511174326
BLK: 1,SNR1: 20.716 ,SNR2: 38.120
BLK: 1,SNR1: 12.559 ,SNR2: 30.732
3C216 2026/05/11 8.75UT FUJI -KISO
C_{peak}= 0.830
t_{peak}= −1.000
t_{rise}= −1.010
t_{decay}= −1.008

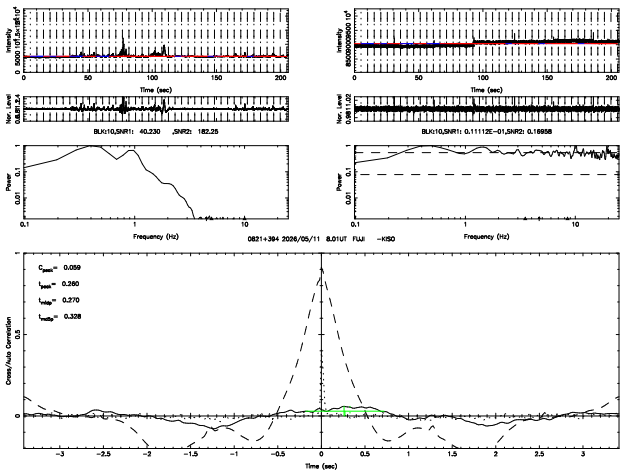
F20260511165903
K20260511165858
BLK:10,SNR1: 40.230 ,SNR2: 182.25
BLK:10,SNR1: 0.11112E−01,SNR2: 0.18958
0821+394 2026/05/11 8.01UT FUJI -KISO
C_{peak}= 0.059
t_{peak}= 0.280
t_{rise}= 0.270
t_{decay}= 0.328

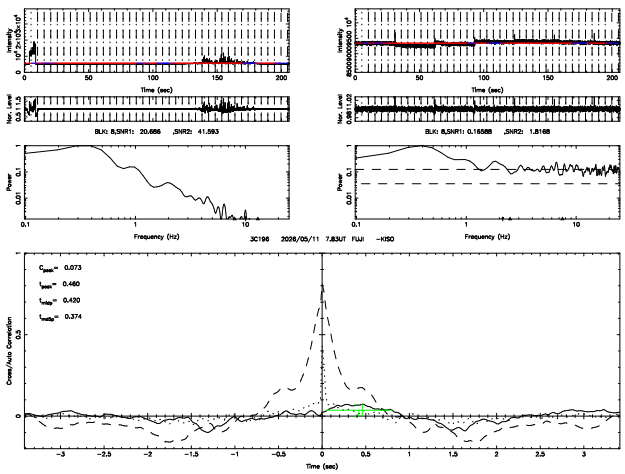
F20260511164754
K20260511164749
BLK: 8,SNR1: 20.686 ,SNR2: 41.593
BLK: 8,SNR1: 0.16588 ,SNR2: 1.8168
3C196 2026/05/11 7.83UT FUJI -KISO
C_{peak}= 0.073
t_{peak}= 0.460
t_{rise}= 0.420
t_{decay}= 0.374