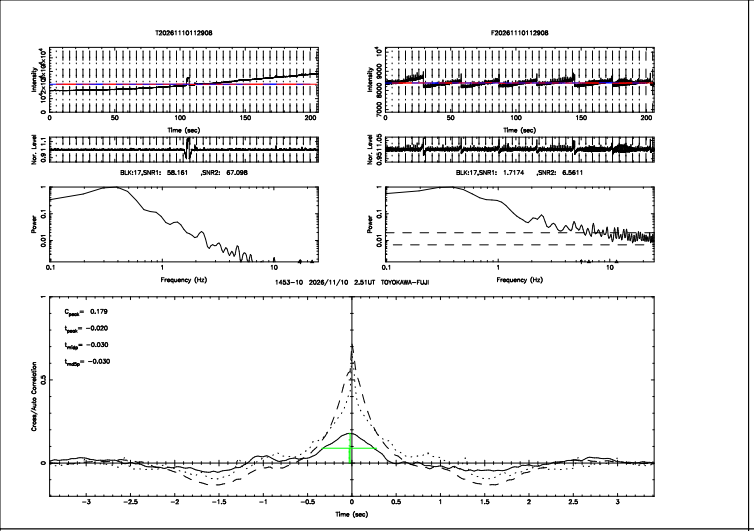
T20261110112908
F20261110112908
BLK17,SNR1: 58.161 ,SNR2: 67.096
BLK17,SNR1: 1.7174 ,SNR2: 6.5611
1453-10 2026/11/10 2.51UT TOYOKAWA-FUJI
C_peak= 0.179
t_peak= -0.020
t_edge= -0.030
t_edge= -0.030

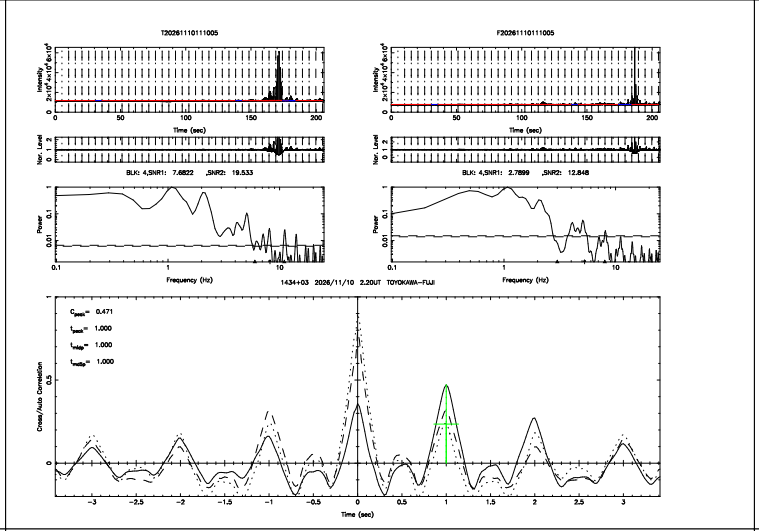
T20261110111005
F20261110111005
BLK: 4,SNR1: 7.6822 ,SNR2: 19.533
BLK: 4,SNR1: 2.7899 ,SNR2: 12.848
1434+03 2026/11/10 2.20UT TOYOKAWA-FUJI
C_peak= 0.471
t_peak= 1.000
t_edge= 1.000
t_edge= 1.000

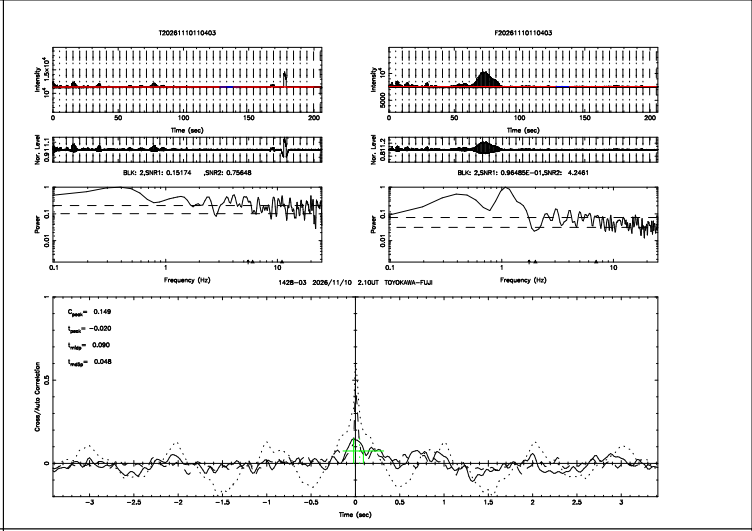
T20261110110403
F20261110110403
BLK: 2,SNR1: 0.15174 ,SNR2: 0.75648
BLK: 2,SNR1: 0.96485E-01,SNR2: 4.2461
1428-03 2026/11/10 2.10UT TOYOKAWA-FUJI
C_peak= 0.149
t_peak= -0.020
t_edge= 0.090
t_edge= 0.048

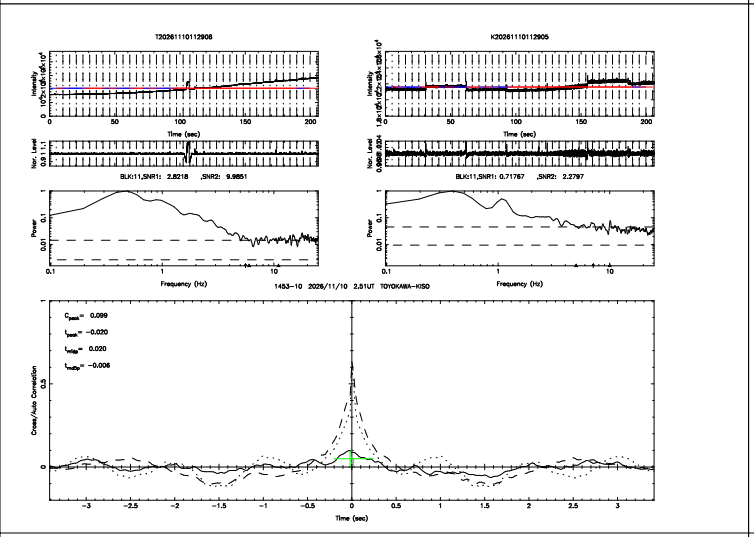
T20261110112908
K20261110112905
BLK11,SNR1: 2.8218 ,SNR2: 9.9851
BLK11,SNR1: 0.71767 ,SNR2: 2.2797
1453-10 2026/11/10 2.51UT TOYOKAWA-KISO
C_peak= 0.099
t_peak= -0.020
t_edge= 0.020
t_edge= -0.006

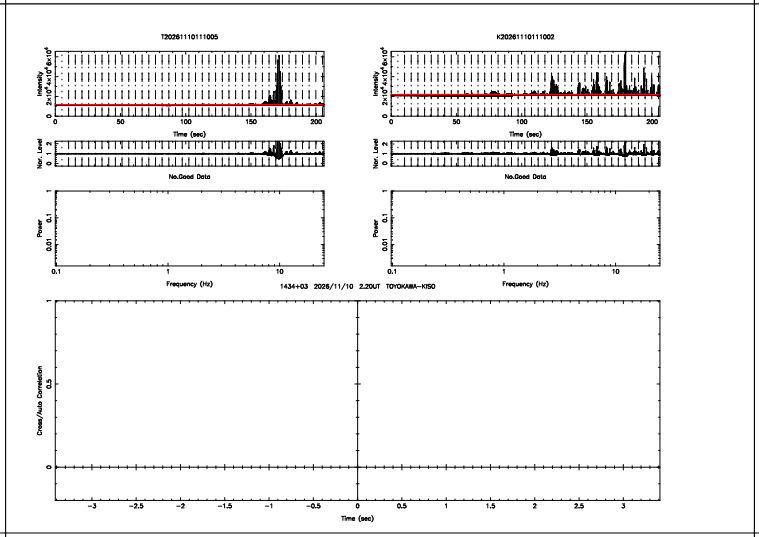
T20261110111005
K20261110111002
No.Good Data
No.Good Data
1434+03 2026/11/10 2.20UT TOYOKAWA-KISO

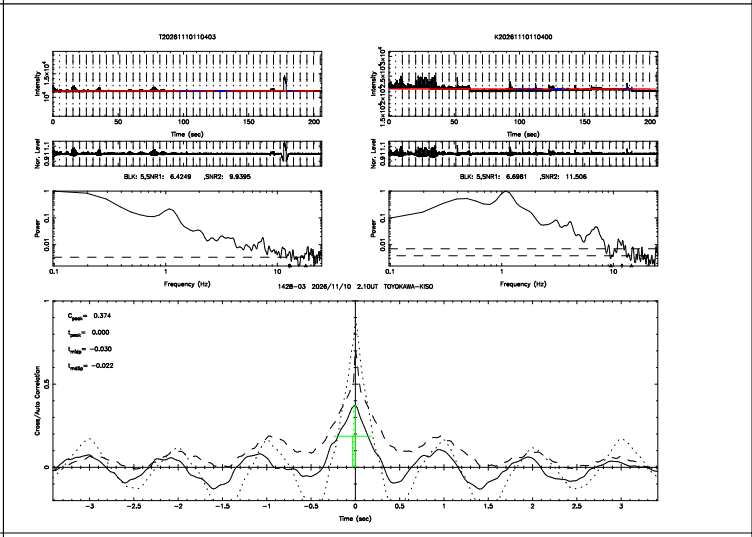
T20261110110403
K20261110110400
BLK: 5,SNR1: 6.4249 ,SNR2: 9.9395
BLK: 5,SNR1: 6.6881 ,SNR2: 11.506
1428-03 2026/11/10 2.10UT TOYOKAWA-KISO
C_peak= 0.374
t_peak= 0.000
t_edge= -0.030
t_edge= -0.022

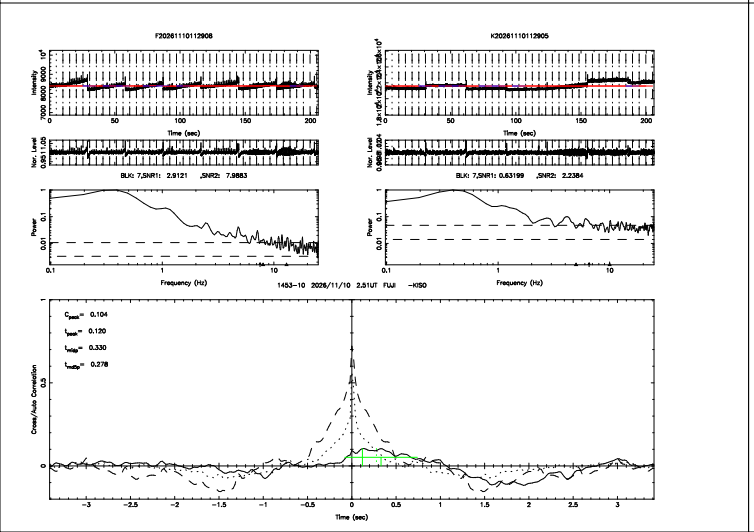
F20261110112908
K20261110112905
BLK: 7,SNR1: 2.9121 ,SNR2: 7.9883
BLK: 7,SNR1: 0.63199 ,SNR2: 2.2384
1453-10 2026/11/10 2.51UT FUJI -KISO
C_peak= 0.104
t_peak= 0.120
t_edge= 0.330
t_edge= 0.278

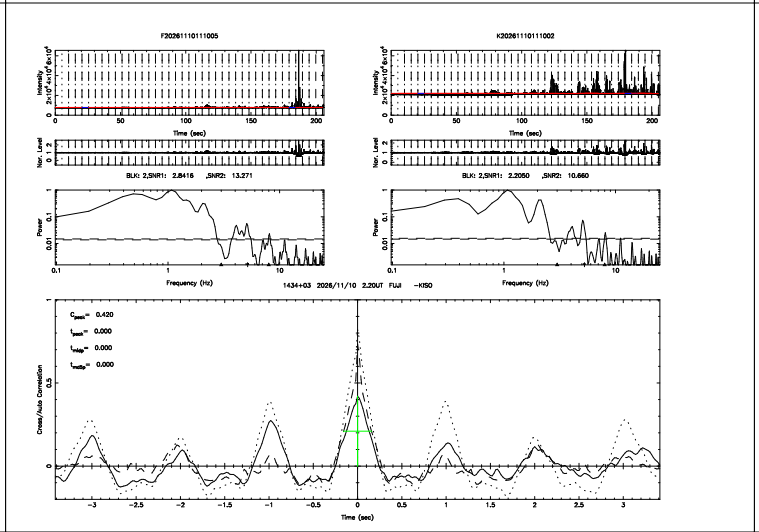
F20261110111005
K20261110111002
BLK: 2,SNR1: 2.8416 ,SNR2: 13.271
BLK: 2,SNR1: 2.2050 ,SNR2: 10.660
1434+03 2026/11/10 2.20UT FUJI -KISO
C_peak= 0.420
t_peak= 0.000
t_edge= 0.000
t_edge= 0.000

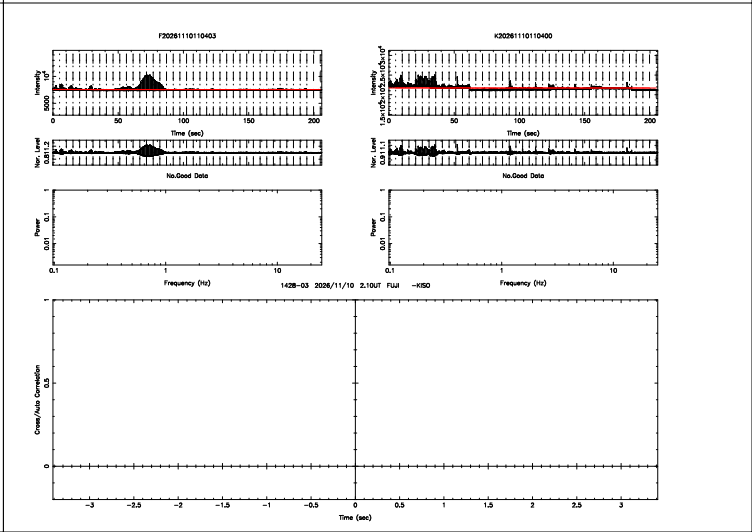
F20261110110403
K20261110110400
No.Good Data
No.Good Data
1428-03 2026/11/10 2.10UT FUJI -KISO

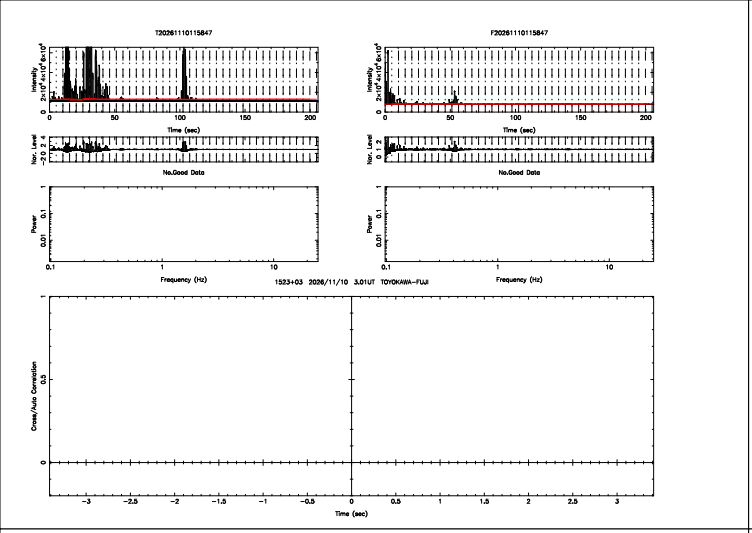
T20261110115847
F20261110115847
No.Good Data
No.Good Data
1523+03 2026/11/10 3.01UT TOYOKAWA-FUJI
Time (sec)
Frequency (Hz)
Cross/Auto Correlation

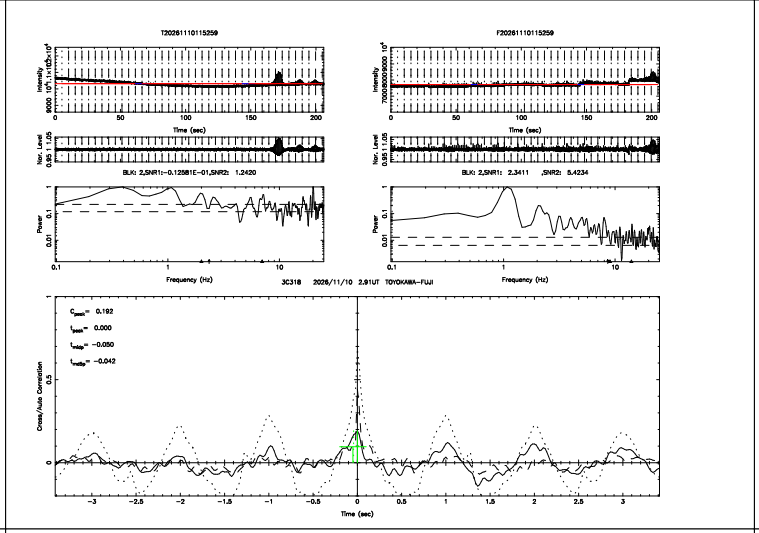
T20261110115259
F20261110115259
BLK: 2,SNR1:-0.12581E-01,SNR2: 1.2420
BLK: 2,SNR1: 2.3411 ,SNR2: 8.4234
3C318 2026/11/10 2.91UT TOYOKAWA-FUJI
C_peak= 0.192
t_peak= 0.000
t_ntdy= -0.050
t_mdby= -0.042
Time (sec)
Frequency (Hz)
Cross/Auto Correlation

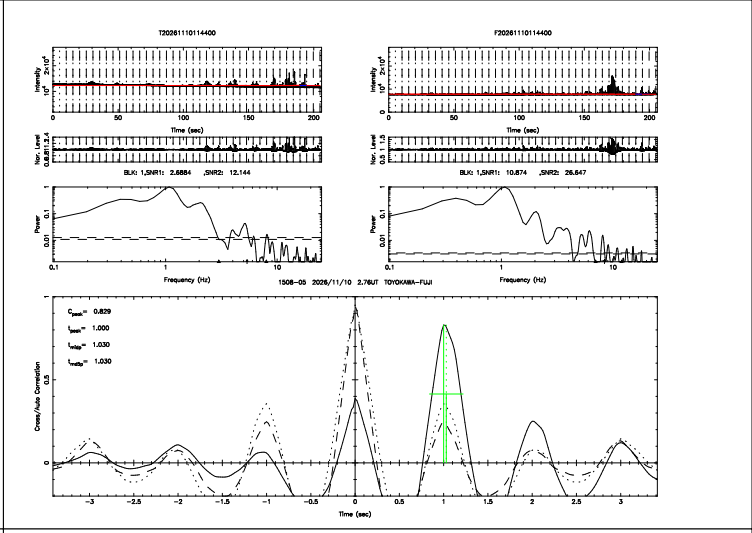
T20261110114400
F20261110114400
BLK: 1,SNR1: 2.6884 ,SNR2: 12.144
BLK: 1,SNR1: 10.874 ,SNR2: 26.547
1508-05 2026/11/10 2.76UT TOYOKAWA-FUJI
C_peak= 0.829
t_peak= 1.000
t_ntdy= 1.030
t_mdby= 1.030
Time (sec)
Frequency (Hz)
Cross/Auto Correlation

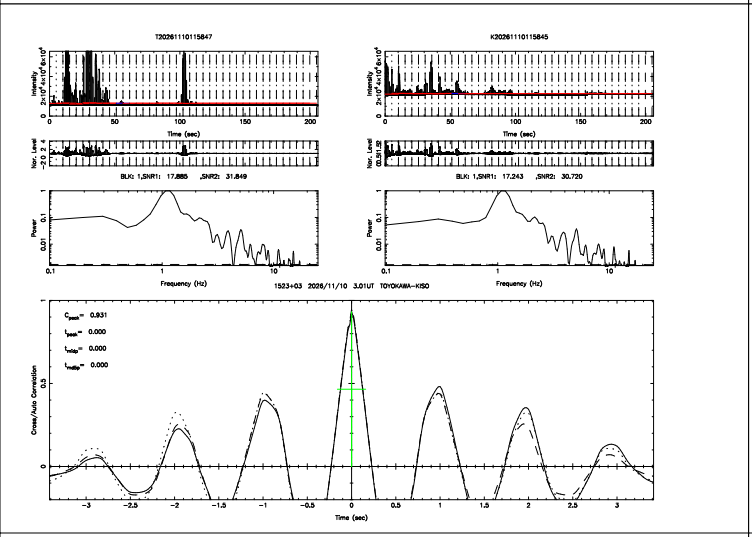
T20261110115847
K20261110115845
BLK: 1,SNR1: 17.885 ,SNR2: 31.849
BLK: 1,SNR1: 17.243 ,SNR2: 30.720
1523+03 2026/11/10 3.01UT TOYOKAWA-KISO
C_peak= 0.931
t_peak= 0.000
t_ntdy= 0.000
t_mdby= 0.000
Time (sec)
Frequency (Hz)
Cross/Auto Correlation

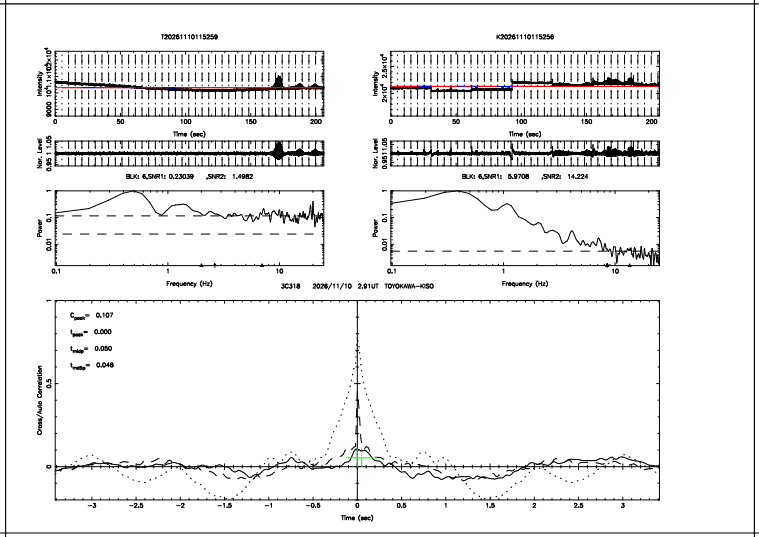
T20261110115259
K20261110115256
BLK: 6,SNR1: 0.23039 ,SNR2: 1.4982
BLK: 6,SNR1: 5.9708 ,SNR2: 14.224
3C318 2026/11/10 2.91UT TOYOKAWA-KISO
C_peak= 0.107
t_peak= 0.000
t_ntdy= 0.050
t_mdby= 0.048
Time (sec)
Frequency (Hz)
Cross/Auto Correlation

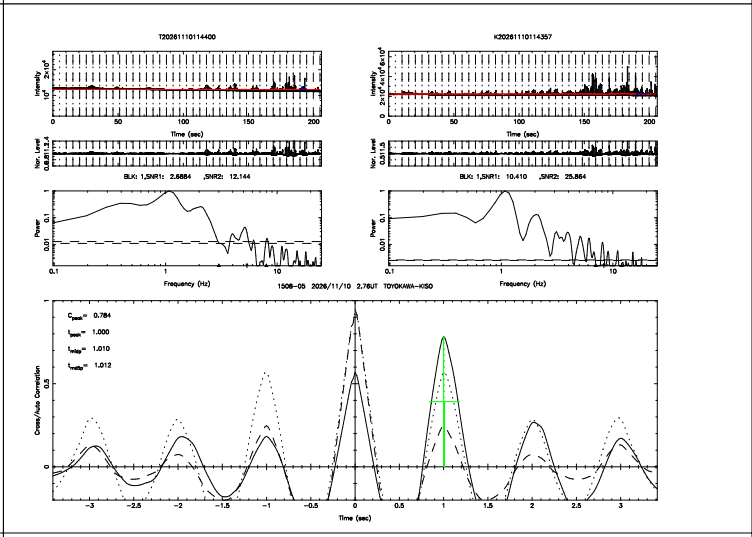
T20261110114400
K20261110114357
BLK: 1,SNR1: 2.6884 ,SNR2: 12.144
BLK: 1,SNR1: 10.410 ,SNR2: 25.864
1508-05 2026/11/10 2.76UT TOYOKAWA-KISO
C_peak= 0.784
t_peak= 1.000
t_ntdy= 1.010
t_mdby= 1.012
Time (sec)
Frequency (Hz)
Cross/Auto Correlation

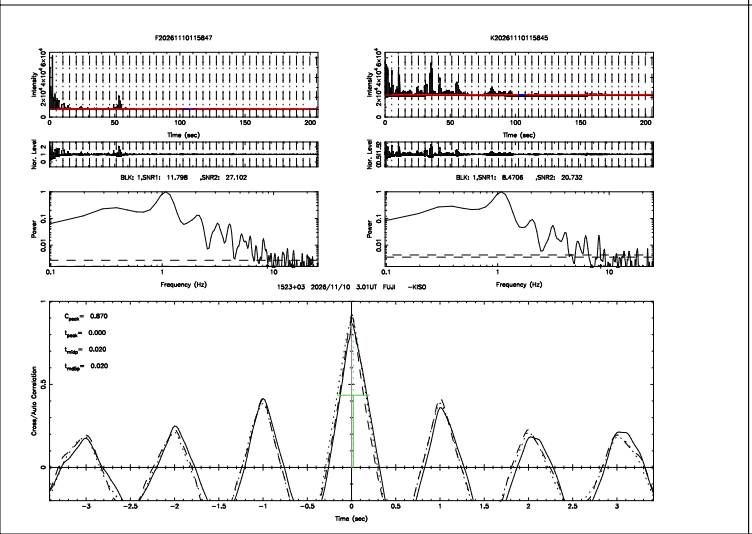
F20261110115847
K20261110115845
BLK: 1,SNR1: 11.798 ,SNR2: 27.102
BLK: 1,SNR1: 8.4706 ,SNR2: 20.732
1523+03 2026/11/10 3.01UT FUJI -KISO
C_peak= 0.870
t_peak= 0.000
t_ntdy= 0.020
t_mdby= 0.020
Time (sec)
Frequency (Hz)
Cross/Auto Correlation

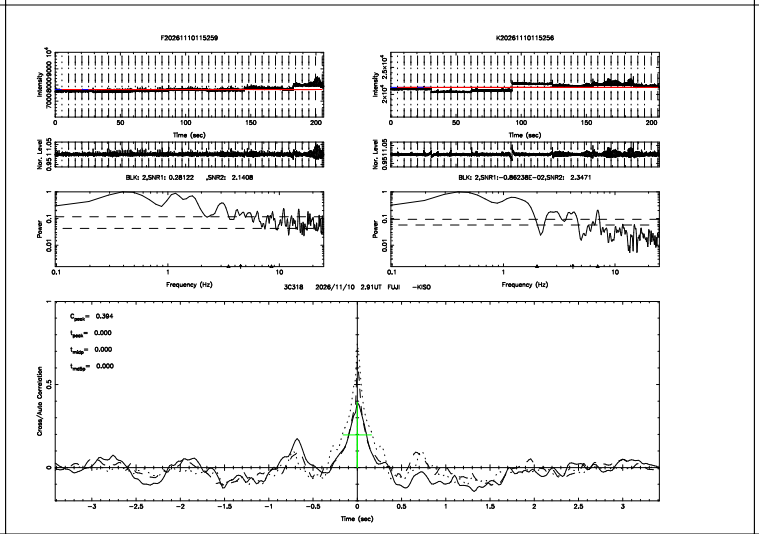
F20261110115259
K20261110115256
BLK: 2,SNR1: 0.28122 ,SNR2: 2.1408
BLK: 2,SNR1:-0.86238E-02,SNR2: 2.3471
3C318 2026/11/10 2.91UT FUJI -KISO
C_peak= 0.394
t_peak= 0.000
t_ntdy= 0.000
t_mdby= 0.000
Time (sec)
Frequency (Hz)
Cross/Auto Correlation

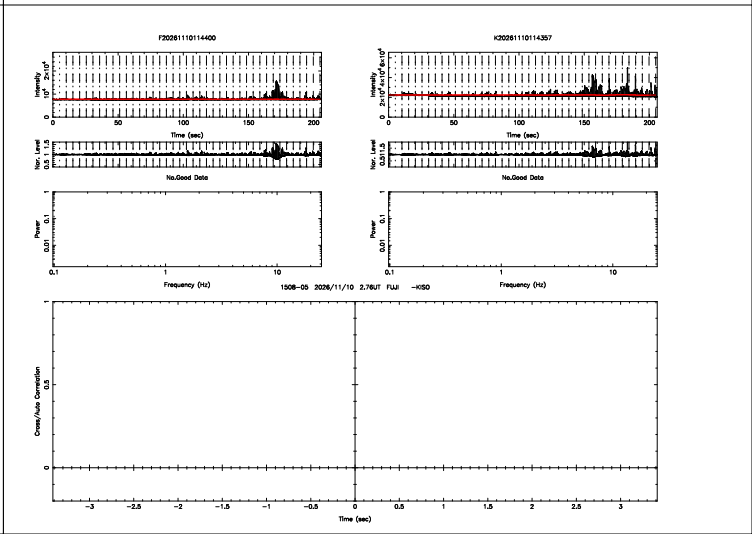
F20261110114400
K20261110114357
No.Good Data
No.Good Data
1508-05 2026/11/10 2.76UT FUJI -KISO
Time (sec)
Frequency (Hz)
Cross/Auto Correlation

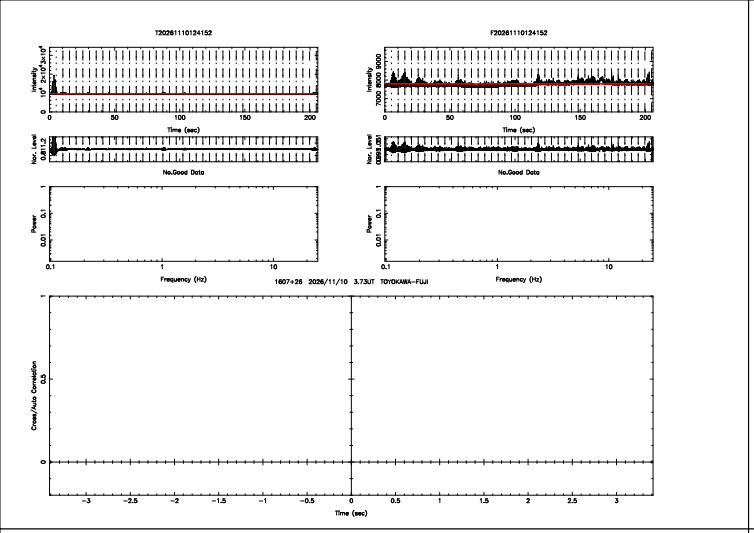
T20261110124152
F20261110124152
No.Good Data
No.Good Data
1607+26 2026/11/10 3.73UT TOYOKAWA-FUJI
Time (sec)
Frequency (Hz)
Cross/Auto Correlation

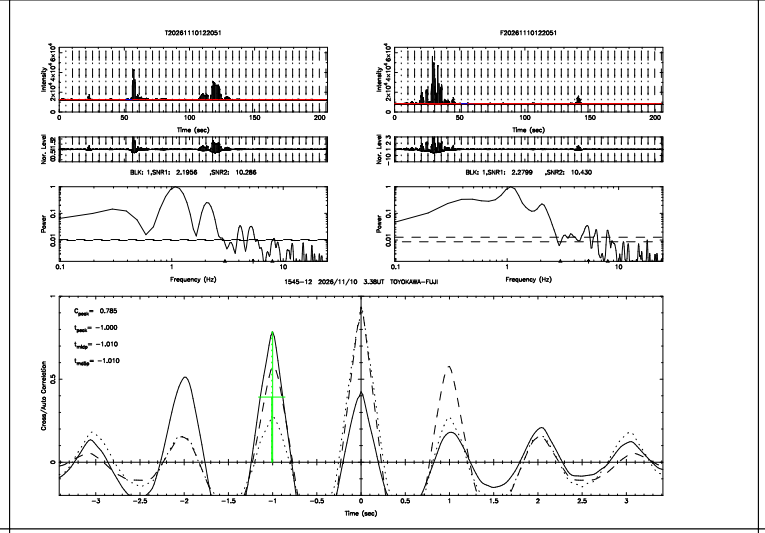
T20261110122051
F20261110122051
BLK: 1,SNR1: 2.1956 ,SNR2: 10.286
BLK: 1,SNR1: 2.2799 ,SNR2: 10.430
1545-12 2026/11/10 3.38UT TOYOKAWA-FUJI
C_peak= 0.785
t_peak= -1.000
t_rise= -1.010
t_fall= -1.010
Time (sec)
Frequency (Hz)
Cross/Auto Correlation

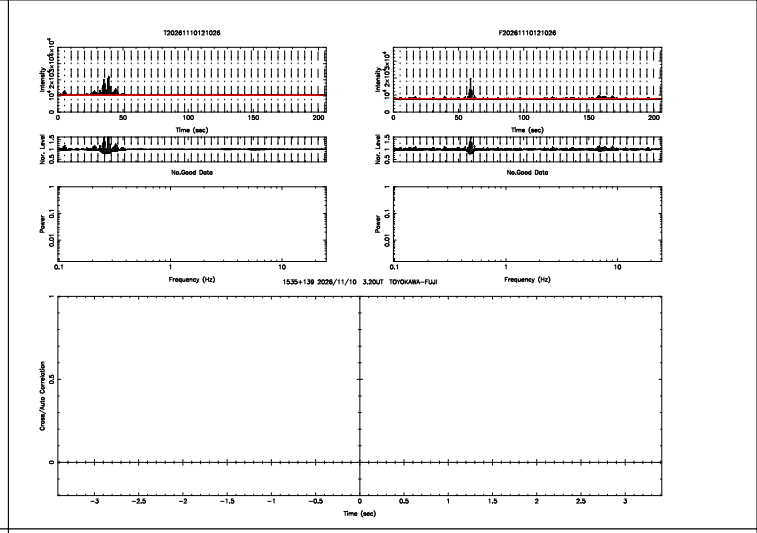
T20261110121026
F20261110121026
No.Good Data
No.Good Data
1535+139 2026/11/10 3.20UT TOYOKAWA-FUJI
Time (sec)
Frequency (Hz)
Cross/Auto Correlation

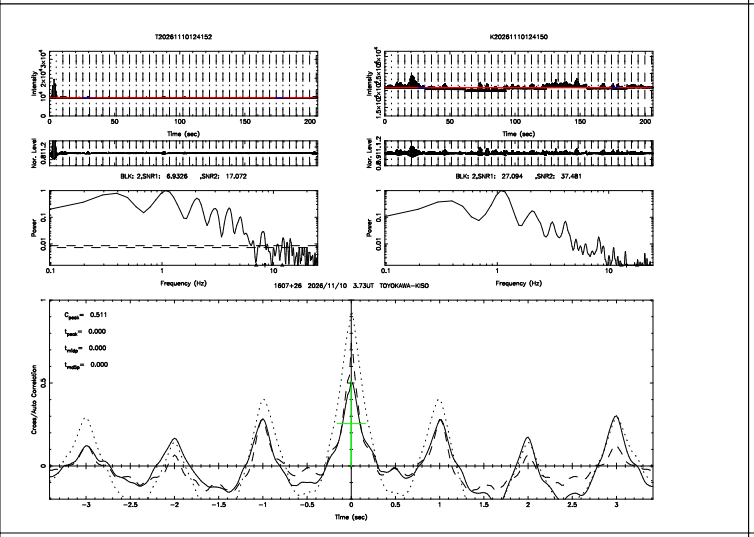
T20261110124152
K20261110124150
BLK: 2,SNR1: 6.9326 ,SNR2: 17.072
BLK: 2,SNR1: 27.094 ,SNR2: 37.481
1607+26 2026/11/10 3.73UT TOYOKAWA-KISO
C_peak= 0.511
t_peak= 0.000
t_rise= 0.000
t_fall= 0.000
Time (sec)
Frequency (Hz)
Cross/Auto Correlation

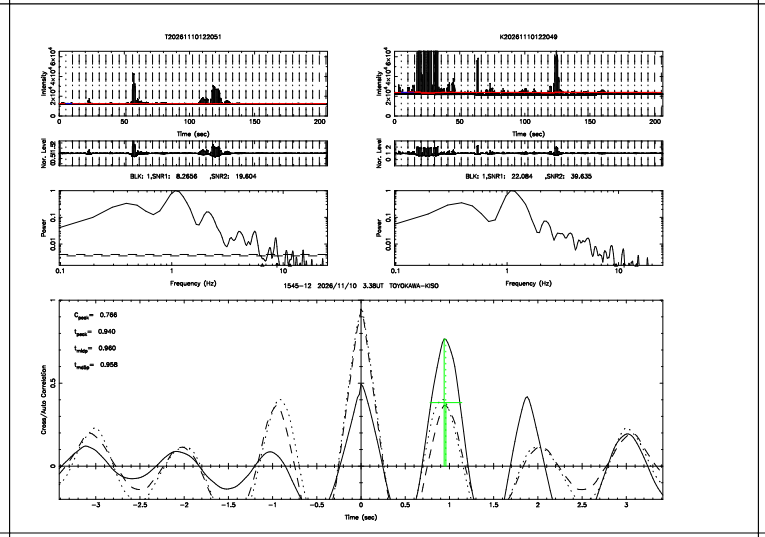
T20261110122051
K20261110122049
BLK: 1,SNR1: 8.2656 ,SNR2: 19.604
BLK: 1,SNR1: 22.084 ,SNR2: 39.635
1545-12 2026/11/10 3.38UT TOYOKAWA-KISO
C_peak= 0.766
t_peak= 0.940
t_rise= 0.960
t_fall= 0.968
Time (sec)
Frequency (Hz)
Cross/Auto Correlation

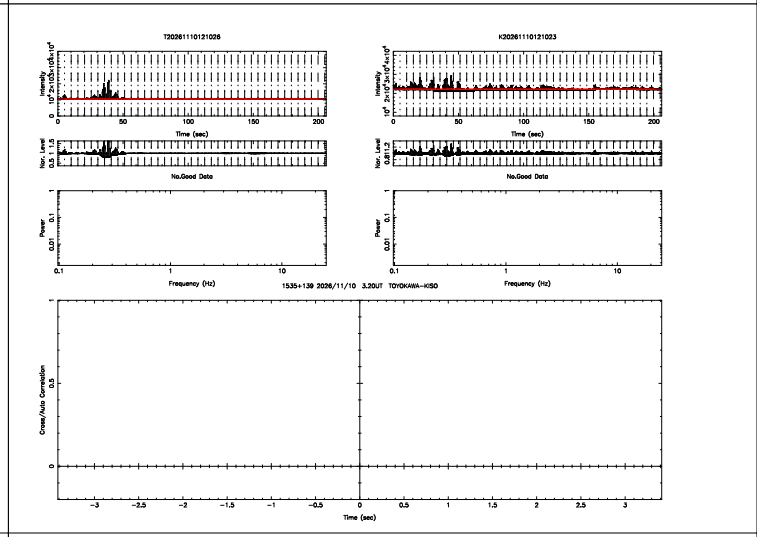
T20261110121026
K20261110121023
No.Good Data
No.Good Data
1535+139 2026/11/10 3.20UT TOYOKAWA-KISO
Time (sec)
Frequency (Hz)
Cross/Auto Correlation

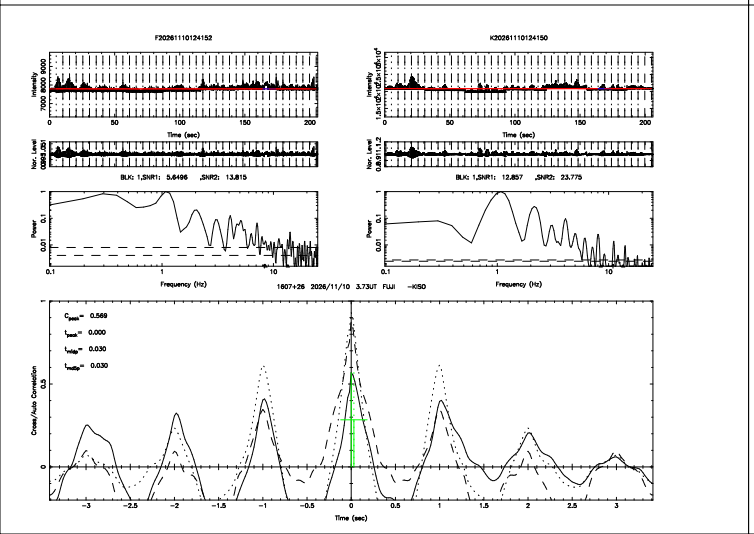
F20261110124152
K20261110124150
BLK: 1,SNR1: 5.6496 ,SNR2: 13.815
BLK: 1,SNR1: 12.857 ,SNR2: 23.775
1607+26 2026/11/10 3.73UT FUJI -KISO
C_peak= 0.569
t_peak= 0.000
t_rise= 0.030
t_fall= 0.030
Time (sec)
Frequency (Hz)
Cross/Auto Correlation

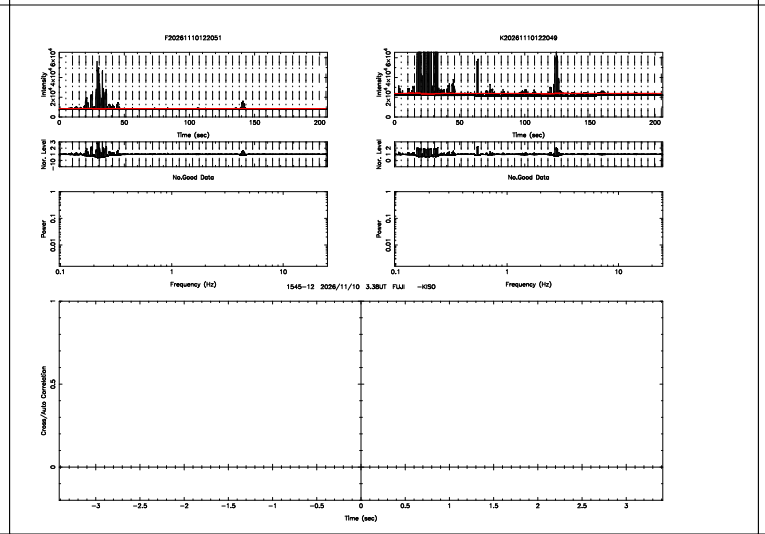
F20261110122051
K20261110122049
No.Good Data
No.Good Data
1545-12 2026/11/10 3.38UT FUJI -KISO
Time (sec)
Frequency (Hz)
Cross/Auto Correlation

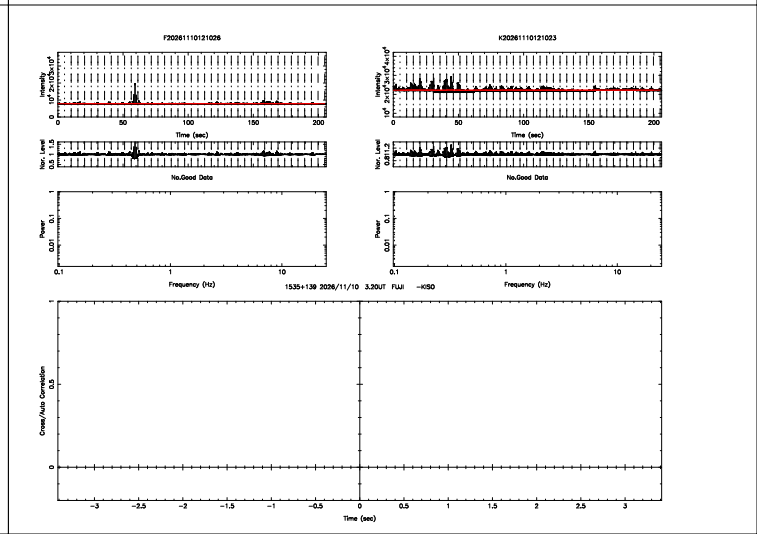
F20261110121026
K20261110121023
No.Good Data
No.Good Data
1535+139 2026/11/10 3.20UT FUJI -KISO
Time (sec)
Frequency (Hz)
Cross/Auto Correlation

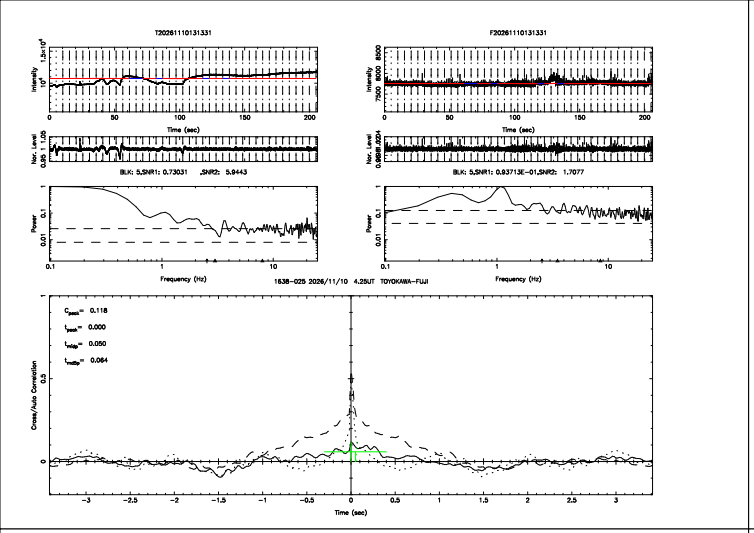
T20261110131331
F20261110131331
BLK: 5,SNR1: 0.73031 ,SNR2: 5.9443
BLK: 5,SNR1: 0.93713E-01,SNR2: 1.7077
1638-025 2026/11/10 4.25UT TOYOKAWA-FUJI
Cpeak= 0.118
tpeak= 0.000
tmidp= 0.050
tmidy= 0.064

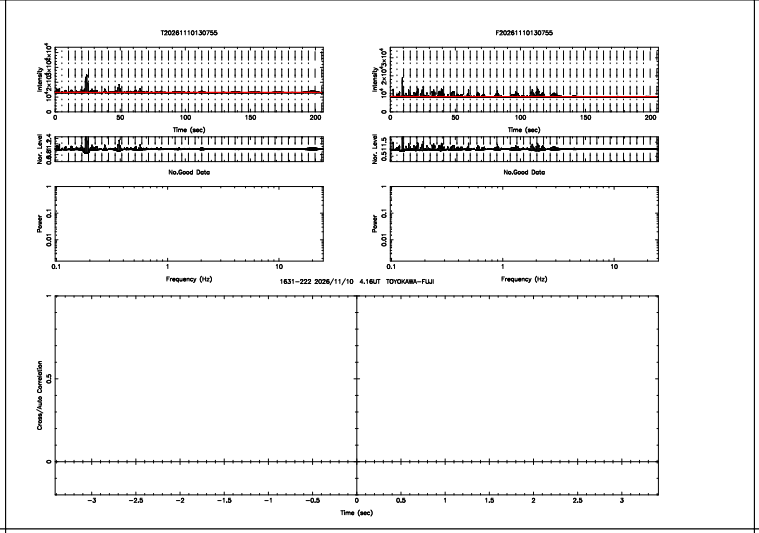
T20261110130755
F20261110130755
No.Good Data
No.Good Data
1631-222 2026/11/10 4.16UT TOYOKAWA-FUJI

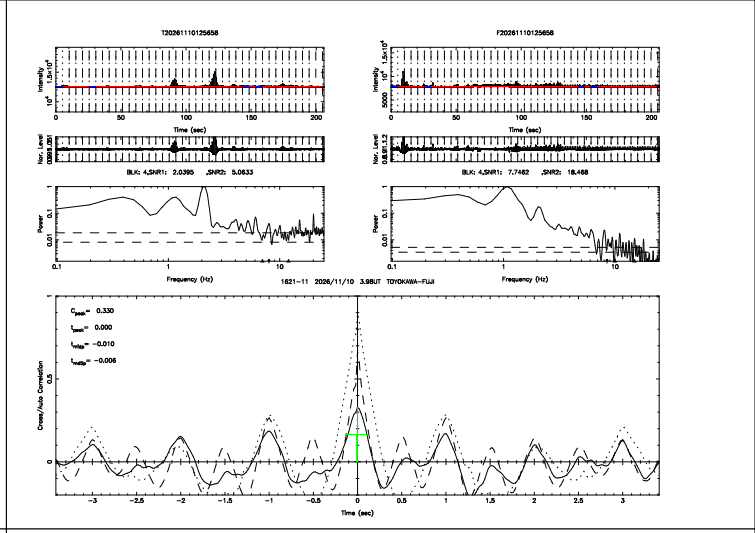
T20261110125658
F20261110125658
BLK: 4,SNR1: 2.0395 ,SNR2: 5.0633
BLK: 4,SNR1: 7.7462 ,SNR2: 18.468
1821-11 2026/11/10 3.98UT TOYOKAWA-FUJI
Cpeak= 0.330
tpeak= 0.000
tmidp= -0.010
tmidy= -0.006

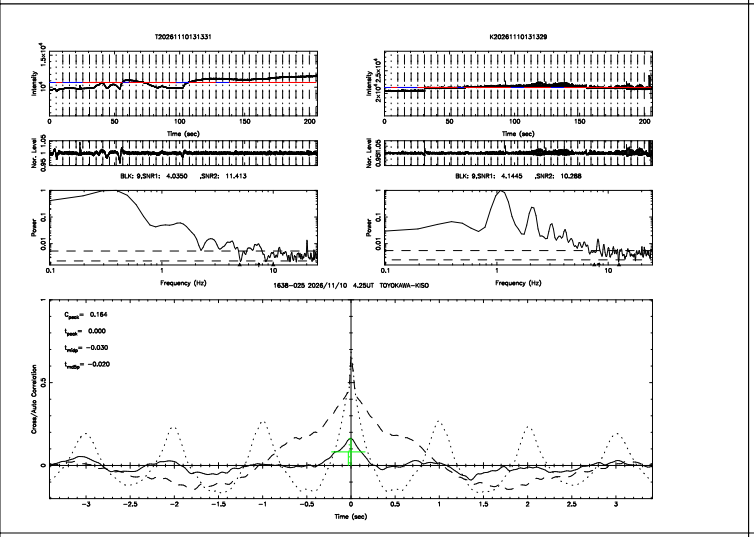
T20261110131331
K20261110131329
BLK: 9,SNR1: 4.0350 ,SNR2: 11.413
BLK: 9,SNR1: 4.1445 ,SNR2: 10.288
1638-025 2026/11/10 4.25UT TOYOKAWA-KISO
Cpeak= 0.164
tpeak= 0.000
tmidp= -0.030
tmidy= -0.020

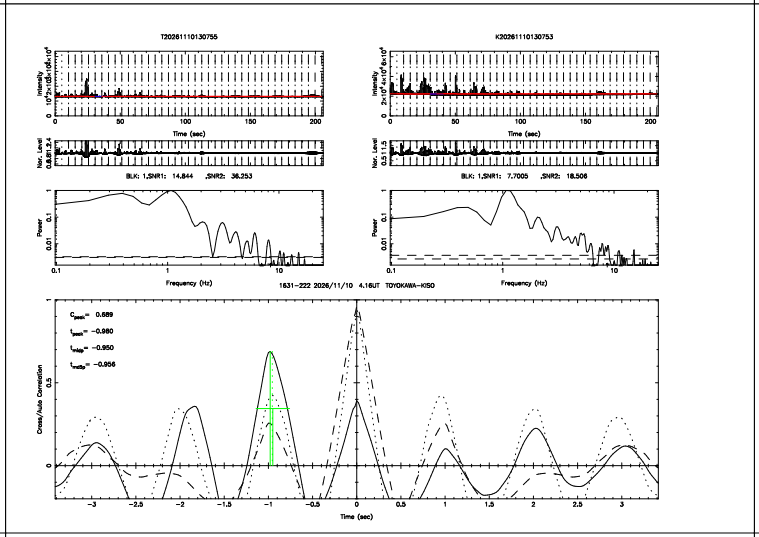
T20261110130755
K20261110130753
BLK: 1,SNR1: 14.844 ,SNR2: 36.253
BLK: 1,SNR1: 7.7005 ,SNR2: 18.506
1631-222 2026/11/10 4.16UT TOYOKAWA-KISO
Cpeak= 0.689
tpeak= -0.980
tmidp= -0.950
tmidy= -0.956

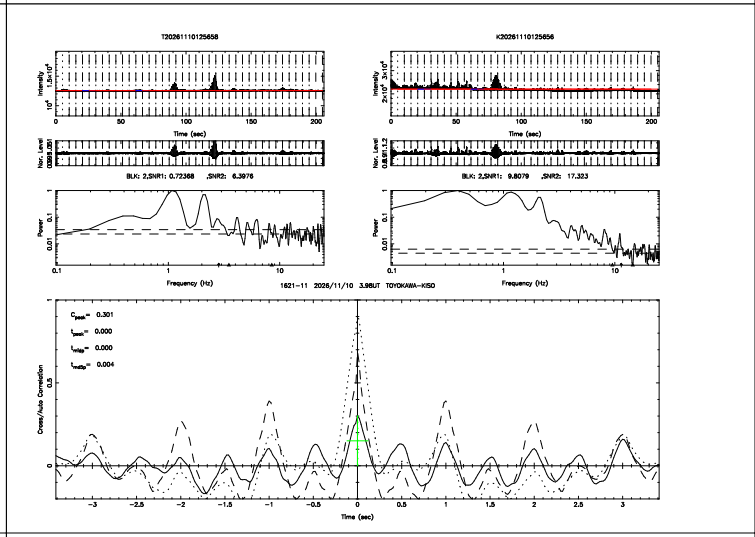
T20261110125658
K20261110125656
BLK: 2,SNR1: 0.72368 ,SNR2: 6.3976
BLK: 2,SNR1: 9.8079 ,SNR2: 17.323
1821-11 2026/11/10 3.98UT TOYOKAWA-KISO
Cpeak= 0.301
tpeak= 0.000
tmidp= 0.000
tmidy= 0.004

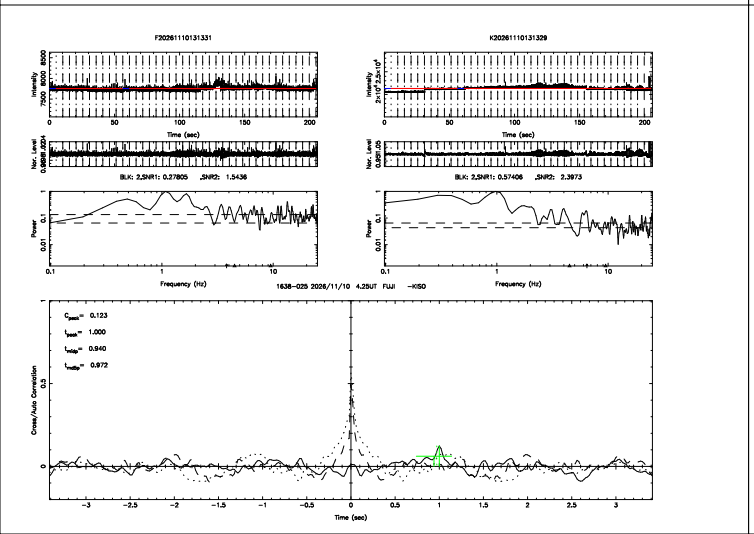
F20261110131331
K20261110131329
BLK: 2,SNR1: 0.27805 ,SNR2: 1.5436
BLK: 2,SNR1: 0.57406 ,SNR2: 2.3973
1638-025 2026/11/10 4.25UT FUJI -KISO
Cpeak= 0.123
tpeak= 1.000
tmidp= 0.940
tmidy= 0.972

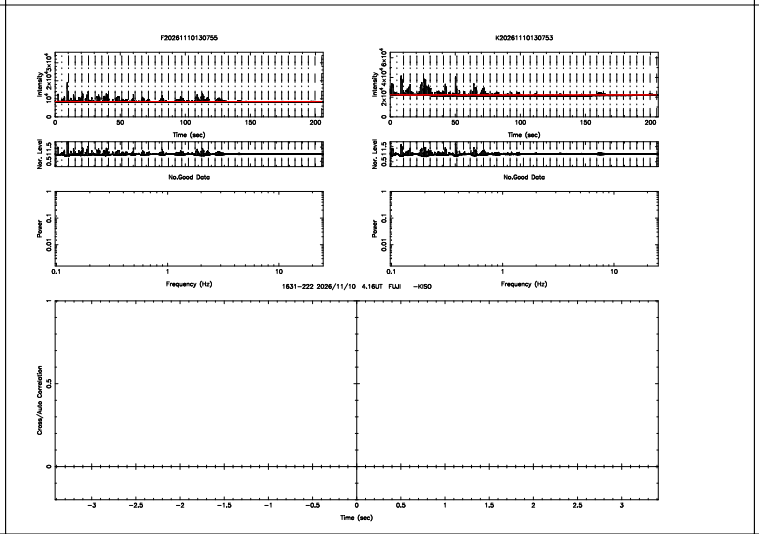
F20261110130755
K20261110130753
No.Good Data
No.Good Data
1631-222 2026/11/10 4.16UT FUJI -KISO

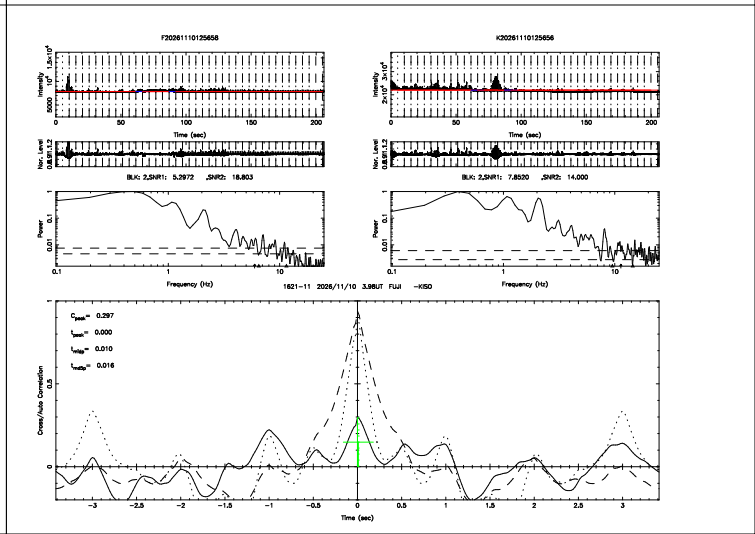
F20261110125658
K20261110125656
BLK: 2,SNR1: 5.2972 ,SNR2: 18.803
BLK: 2,SNR1: 7.8520 ,SNR2: 14.000
1821-11 2026/11/10 3.98UT FUJI -KISO
Cpeak= 0.297
tpeak= 0.000
tmidp= 0.010
tmidy= 0.016

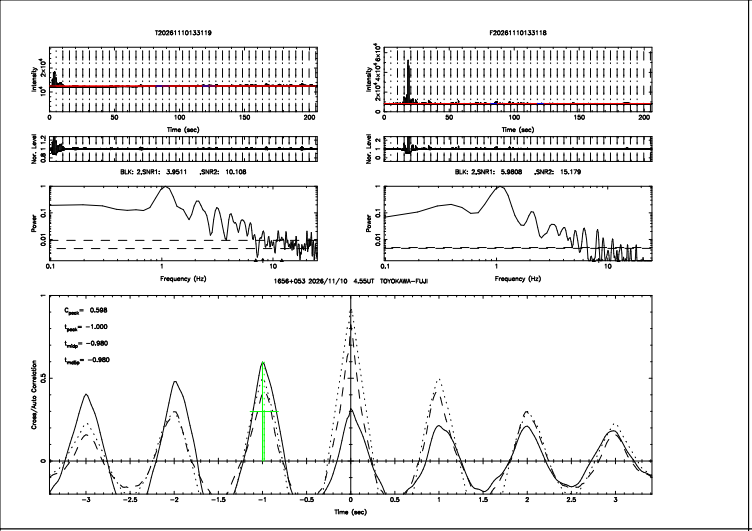
T20261110133119
F20261110133118
BLK: 2,SNR1: 3.9511 ,SNR2: 10.108
BLK: 2,SNR1: 5.9808 ,SNR2: 15.179
1656+053 2026/11/10 4.55UT TOYOKAWA-FUJI
C_peak= 0.598
t_peak= -1.000
t_rise= -0.980
t_fall= -0.980
Time (sec)
Frequency (Hz)
Cross/Auto Correlation

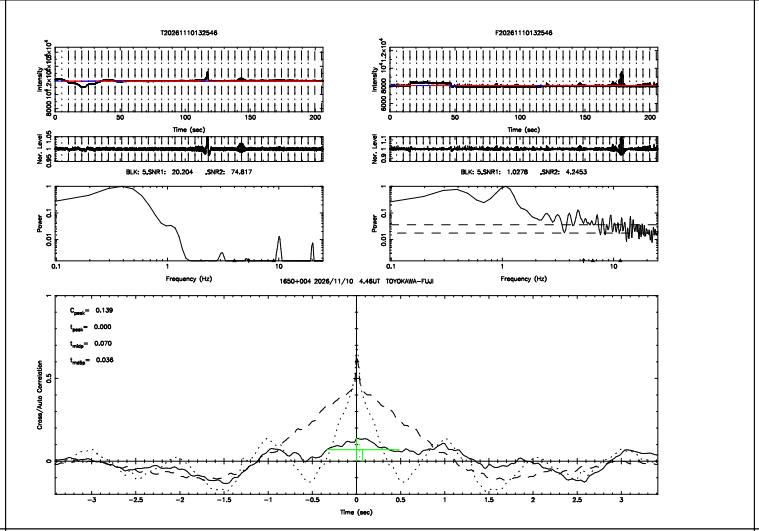
T20261110132546
F20261110132546
BLK: 5,SNR1: 20.204 ,SNR2: 74.817
BLK: 5,SNR1: 1.0278 ,SNR2: 4.3453
1650+004 2026/11/10 4.46UT TOYOKAWA-FUJI
C_peak= 0.139
t_peak= 0.000
t_rise= 0.070
t_fall= 0.036
Time (sec)
Frequency (Hz)
Cross/Auto Correlation

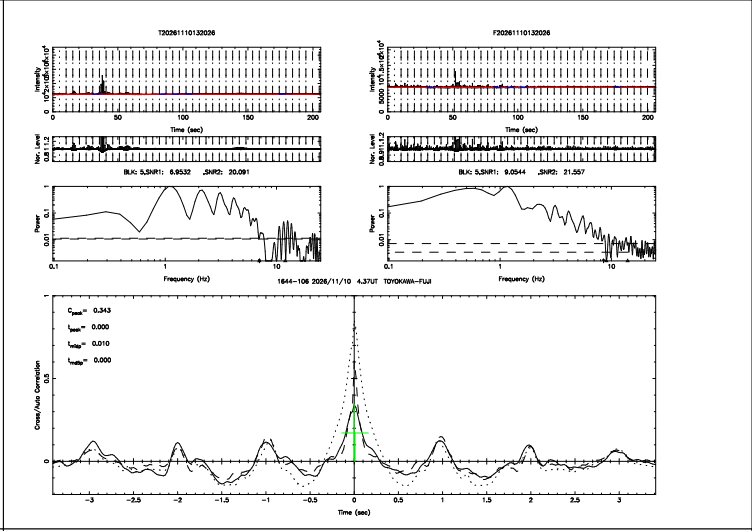
T20261110132026
F20261110132026
BLK: 5,SNR1: 6.9532 ,SNR2: 20.091
BLK: 5,SNR1: 9.0544 ,SNR2: 21.557
1644-106 2026/11/10 4.37UT TOYOKAWA-FUJI
C_peak= 0.343
t_peak= 0.000
t_rise= 0.010
t_fall= 0.000
Time (sec)
Frequency (Hz)
Cross/Auto Correlation

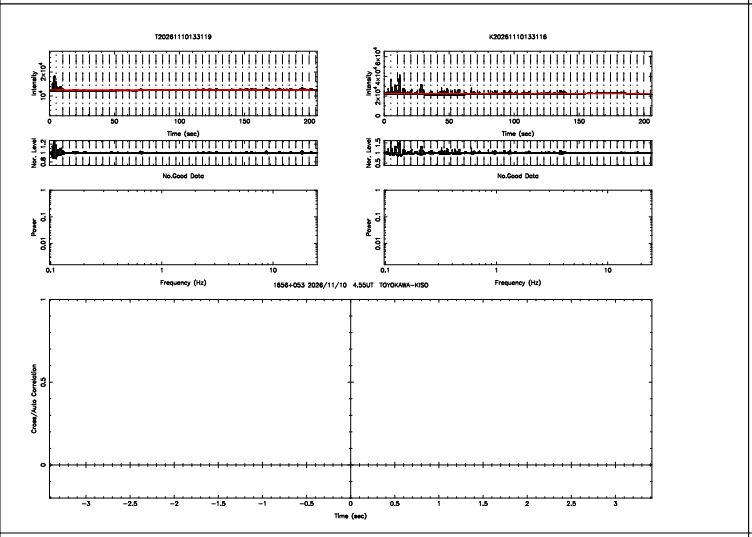
T20261110133119
K20261110133116
No.Good Data
No.Good Data
1656+053 2026/11/10 4.55UT TOYOKAWA-KISO
Time (sec)
Frequency (Hz)
Cross/Auto Correlation

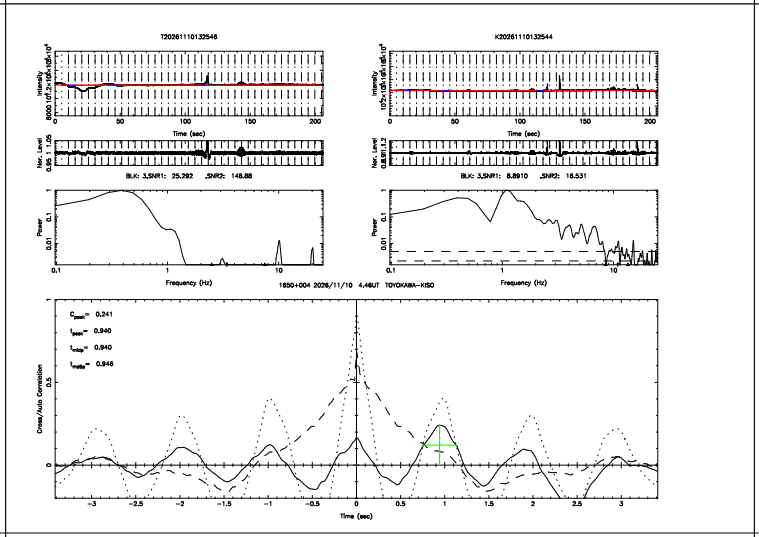
T20261110132546
K20261110132544
BLK: 3,SNR1: 25.292 ,SNR2: 148.88
BLK: 3,SNR1: 8.8910 ,SNR2: 16.531
1650+004 2026/11/10 4.46UT TOYOKAWA-KISO
C_peak= 0.241
t_peak= 0.940
t_rise= 0.940
t_fall= 0.946
Time (sec)
Frequency (Hz)
Cross/Auto Correlation

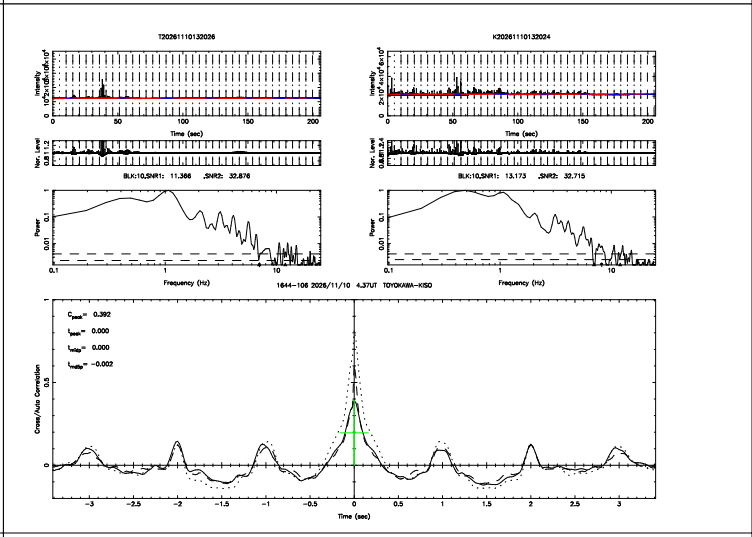
T20261110132026
K20261110132024
BLK:10,SNR1: 11.366 ,SNR2: 32.876
BLK:10,SNR1: 13.173 ,SNR2: 32.715
1644-106 2026/11/10 4.37UT TOYOKAWA-KISO
C_peak= 0.392
t_peak= 0.000
t_rise= 0.000
t_fall= -0.002
Time (sec)
Frequency (Hz)
Cross/Auto Correlation

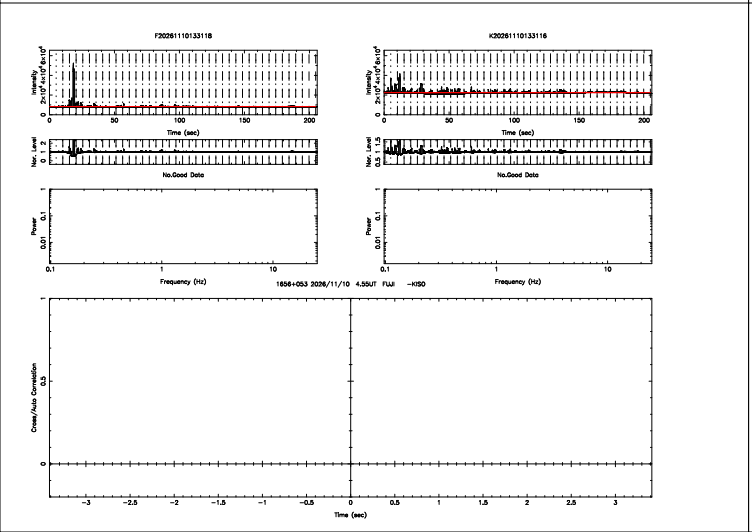
F20261110133118
K20261110133116
No.Good Data
No.Good Data
1656+053 2026/11/10 4.55UT FUJI -KISO
Time (sec)
Frequency (Hz)
Cross/Auto Correlation

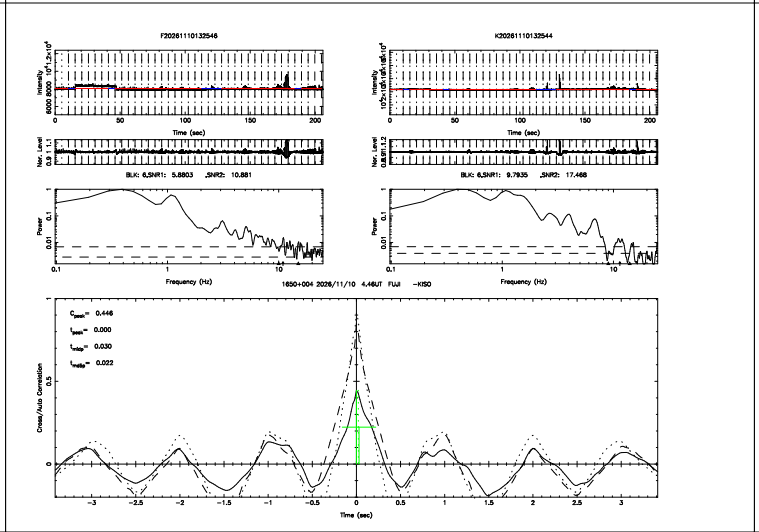
F20261110132546
K20261110132544
BLK: 6,SNR1: 5.8803 ,SNR2: 10.881
BLK: 6,SNR1: 9.7935 ,SNR2: 17.468
1650+004 2026/11/10 4.46UT FUJI -KISO
C_peak= 0.446
t_peak= 0.000
t_rise= 0.030
t_fall= 0.022
Time (sec)
Frequency (Hz)
Cross/Auto Correlation

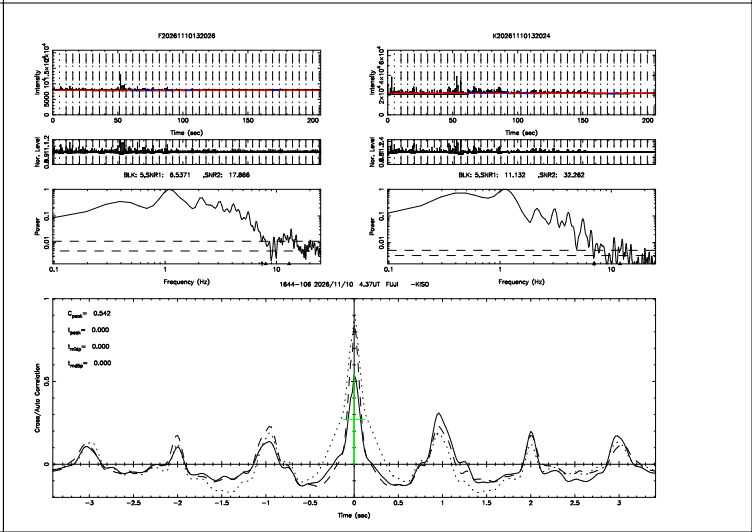
F20261110132026
K20261110132024
BLK: 5,SNR1: 6.5371 ,SNR2: 17.866
BLK: 5,SNR1: 11.132 ,SNR2: 32.262
1644-106 2026/11/10 4.37UT FUJI -KISO
C_peak= 0.542
t_peak= 0.000
t_rise= 0.000
t_fall= 0.000
Time (sec)
Frequency (Hz)
Cross/Auto Correlation

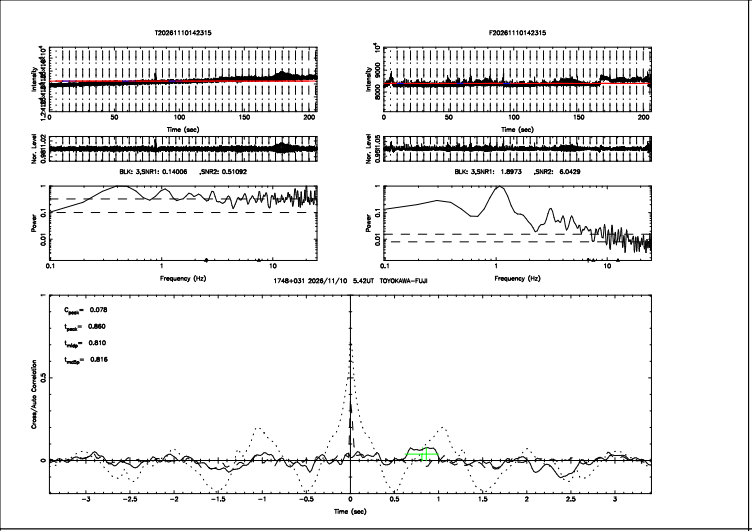
T20261110142315
F20261110142315
BLK: 3,SNR1: 0.14006 ,SNR2: 0.51092
BLK: 3,SNR1: 1.8973 ,SNR2: 6.0429
174B+031 2026/11/10 5.42UT TOYOKAWA-FUJI
C_{peak}= 0.078
t_{peak}= 0.860
t_{rise}= 0.810
t_{fall}= 0.816

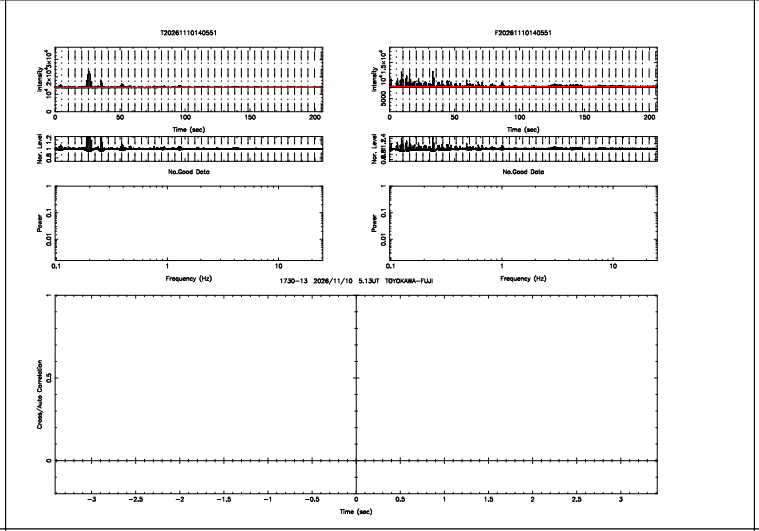
T20261110140551
F20261110140551
No.Good Data
No.Good Data
1730-13 2026/11/10 5.13UT TOYOKAWA-FUJI

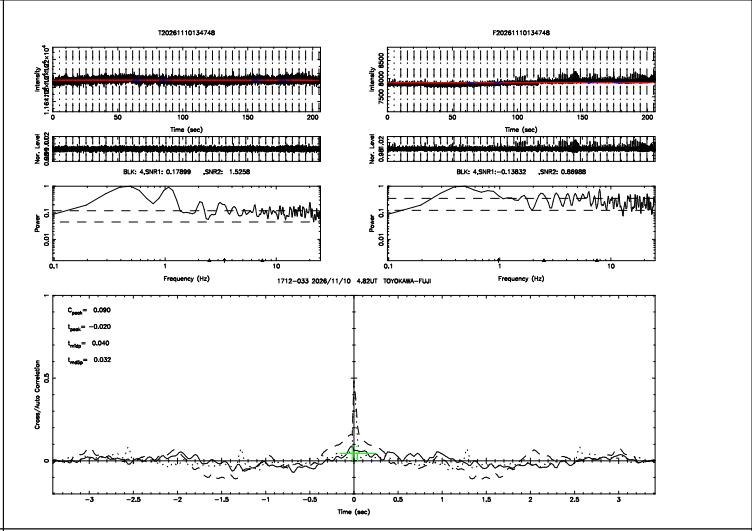
T20261110134748
F20261110134748
BLK: 4,SNR1: 0.17899 ,SNR2: 1.5258
BLK: 4,SNR1: -0.13632 ,SNR2: 0.86988
1712-033 2026/11/10 4.82UT TOYOKAWA-FUJI
C_{peak}= 0.090
t_{peak}= -0.020
t_{rise}= 0.040
t_{fall}= 0.032

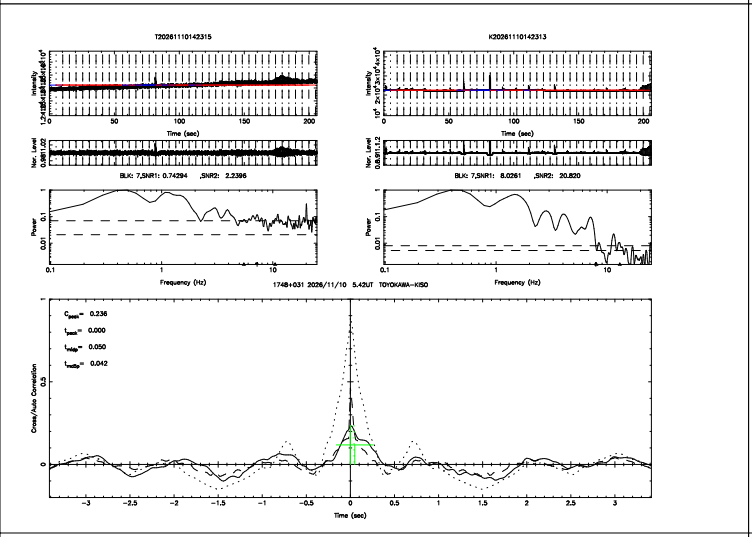
T20261110142315
K20261110142313
BLK: 7,SNR1: 0.74294 ,SNR2: 2.2396
BLK: 7,SNR1: 8.0261 ,SNR2: 20.820
174B+031 2026/11/10 5.42UT TOYOKAWA-KISO
C_{peak}= 0.236
t_{peak}= 0.000
t_{rise}= 0.050
t_{fall}= 0.042

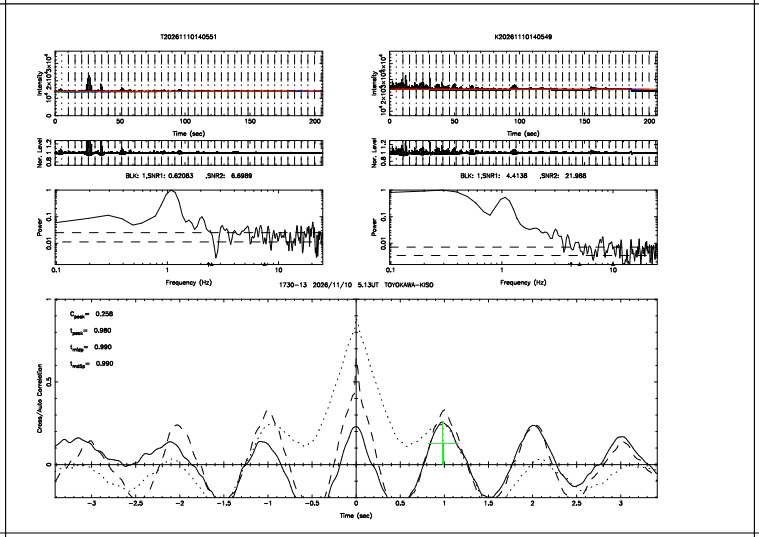
T20261110140551
K20261110140549
BLK: 1,SNR1: 0.62063 ,SNR2: 6.6889
BLK: 1,SNR1: 4.4138 ,SNR2: 21.988
1730-13 2026/11/10 5.13UT TOYOKAWA-KISO
C_{peak}= 0.258
t_{peak}= 0.980
t_{rise}= 0.990
t_{fall}= 0.990

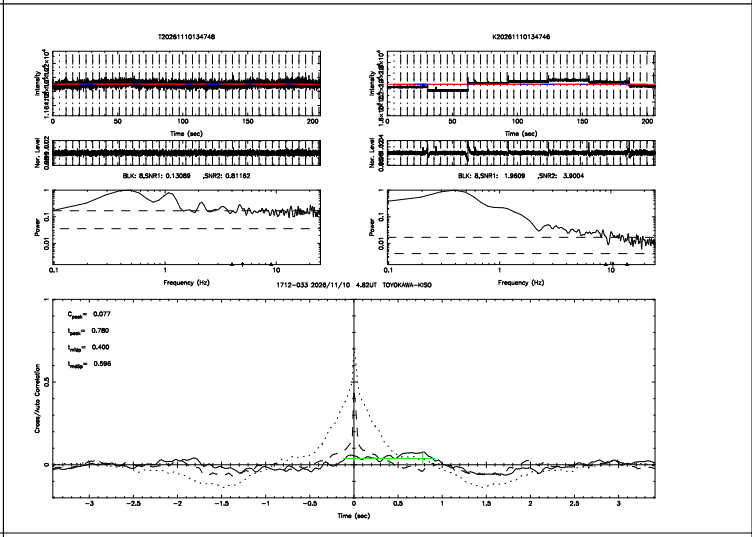
T20261110134748
K20261110134746
BLK: 8,SNR1: 0.13089 ,SNR2: 0.81162
BLK: 8,SNR1: 1.9609 ,SNR2: 3.9004
1712-033 2026/11/10 4.82UT TOYOKAWA-KISO
C_{peak}= 0.077
t_{peak}= 0.780
t_{rise}= 0.400
t_{fall}= 0.596

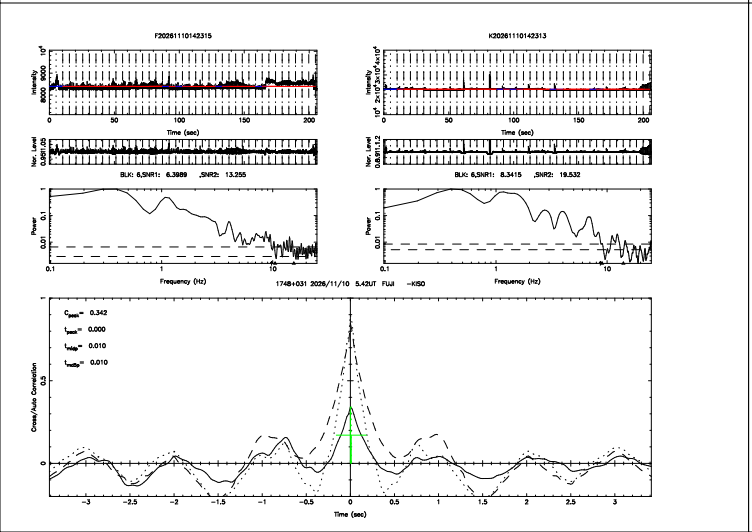
F20261110142315
K20261110142313
BLK: 6,SNR1: 6.3989 ,SNR2: 13.255
BLK: 6,SNR1: 8.3415 ,SNR2: 19.532
174B+031 2026/11/10 5.42UT FUJI -KISO
C_{peak}= 0.342
t_{peak}= 0.000
t_{rise}= 0.010
t_{fall}= 0.010

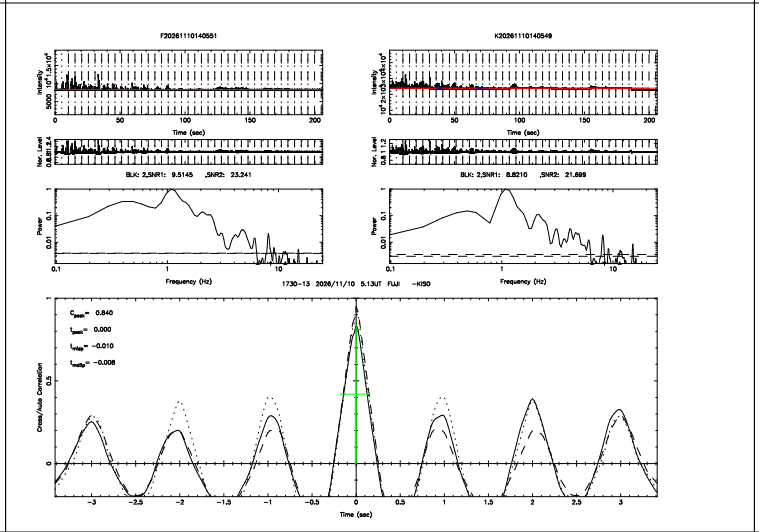
F20261110140551
K20261110140549
BLK: 2,SNR1: 9.5145 ,SNR2: 23.241
BLK: 2,SNR1: 8.8210 ,SNR2: 21.899
1730-13 2026/11/10 5.13UT FUJI -KISO
C_{peak}= 0.840
t_{peak}= 0.000
t_{rise}= -0.010
t_{fall}= -0.008

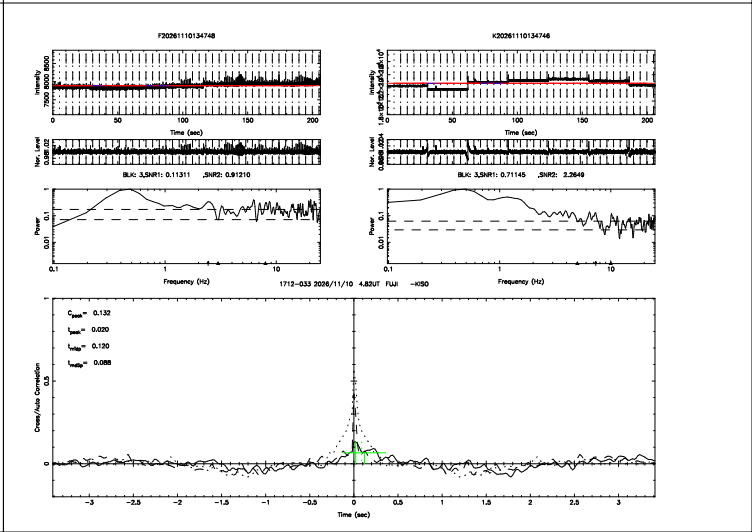
F20261110134748
K20261110134746
BLK: 3,SNR1: 0.11311 ,SNR2: 0.91210
BLK: 3,SNR1: 0.71145 ,SNR2: 2.2649
1712-033 2026/11/10 4.82UT FUJI -KISO
C_{peak}= 0.132
t_{peak}= 0.020
t_{rise}= 0.120
t_{fall}= 0.088

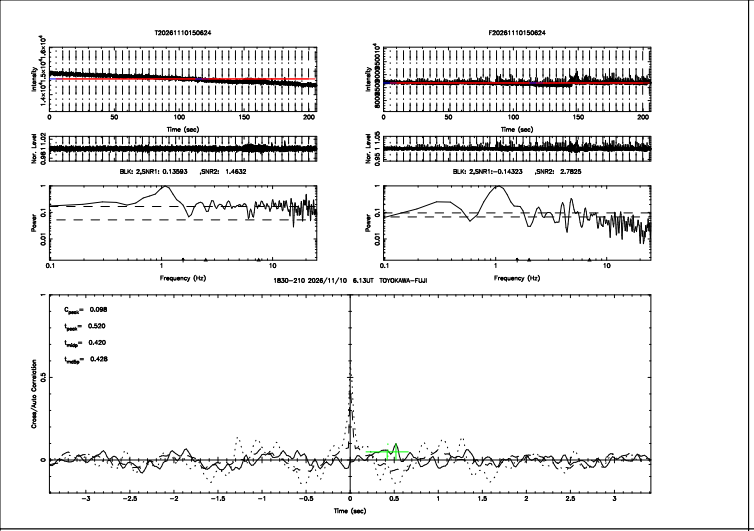
T20261110150624
F20261110150624
BLK: 2,SNR1: 0.13593 ,SNR2: 1.4632
BLK: 2,SNR1:-0.14323 ,SNR2: 2.7825
1830-210 2026/11/10 6.13UT TOYOKAWA-FUJI
C_peak= 0.098
t_peak= 0.520
t_edge= 0.420
t_edge= 0.428
Time (sec)
Frequency (Hz)
Cross/Auto Correlation

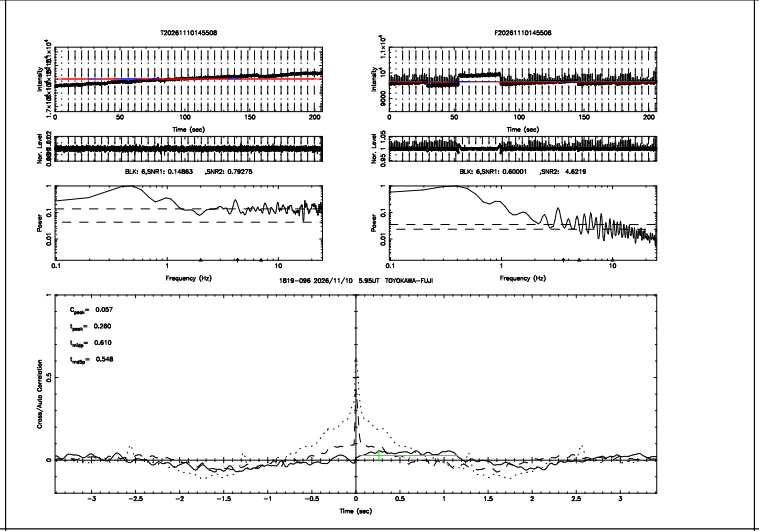
T20261110145508
F20261110145508
BLK: 6,SNR1: 0.14863 ,SNR2: 0.79275
BLK: 6,SNR1: 0.60001 ,SNR2: 4.6219
1819-096 2026/11/10 5.95UT TOYOKAWA-FUJI
C_peak= 0.057
t_peak= 0.360
t_edge= 0.610
t_edge= 0.548
Time (sec)
Frequency (Hz)
Cross/Auto Correlation

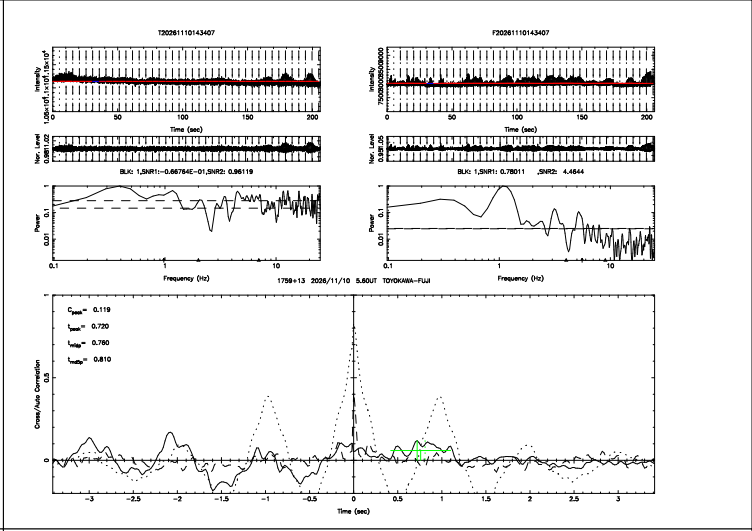
T20261110143407
F20261110143407
BLK: 1,SNR1:-0.66764E-01,SNR2: 0.96119
BLK: 1,SNR1: 0.78011 ,SNR2: 4.4644
1759+13 2026/11/10 5.60UT TOYOKAWA-FUJI
C_peak= 0.119
t_peak= 0.720
t_edge= 0.760
t_edge= 0.810
Time (sec)
Frequency (Hz)
Cross/Auto Correlation

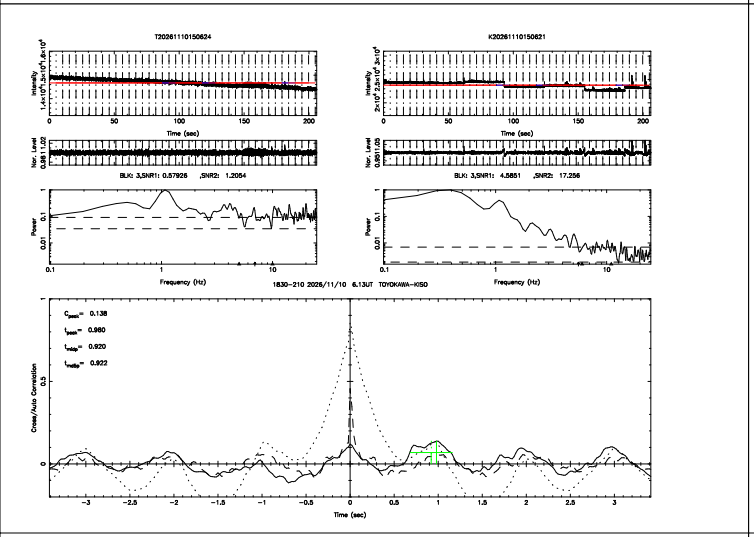
T20261110150624
K20261110150621
BLK: 3,SNR1: 0.57926 ,SNR2: 1.2054
BLK: 3,SNR1: 4.5851 ,SNR2: 17.256
1830-210 2026/11/10 6.13UT TOYOKAWA-KISO
C_peak= 0.138
t_peak= 0.960
t_edge= 0.920
t_edge= 0.922
Time (sec)
Frequency (Hz)
Cross/Auto Correlation

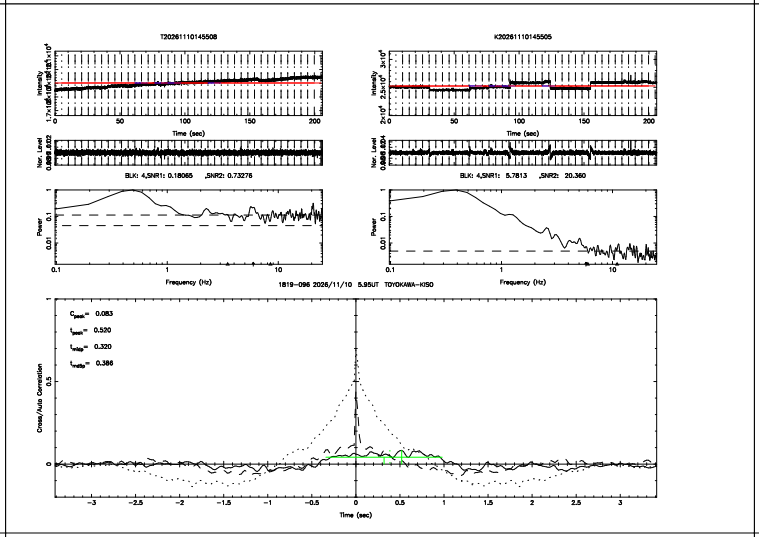
T20261110145508
K20261110145505
BLK: 4,SNR1: 0.18065 ,SNR2: 0.73278
BLK: 4,SNR1: 5.7813 ,SNR2: 20.360
1819-096 2026/11/10 5.95UT TOYOKAWA-KISO
C_peak= 0.083
t_peak= 0.520
t_edge= 0.320
t_edge= 0.386
Time (sec)
Frequency (Hz)
Cross/Auto Correlation

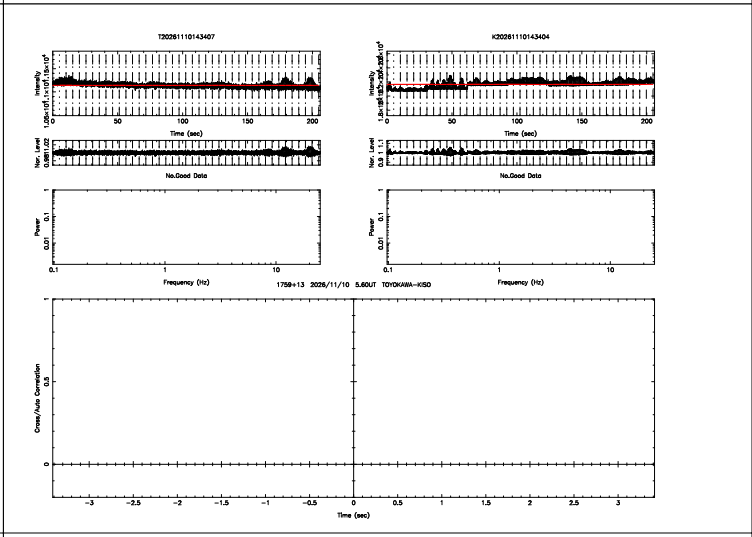
T20261110143407
K20261110143404
No.Good Data
No.Good Data
1759+13 2026/11/10 5.60UT TOYOKAWA-KISO
Time (sec)
Frequency (Hz)
Cross/Auto Correlation

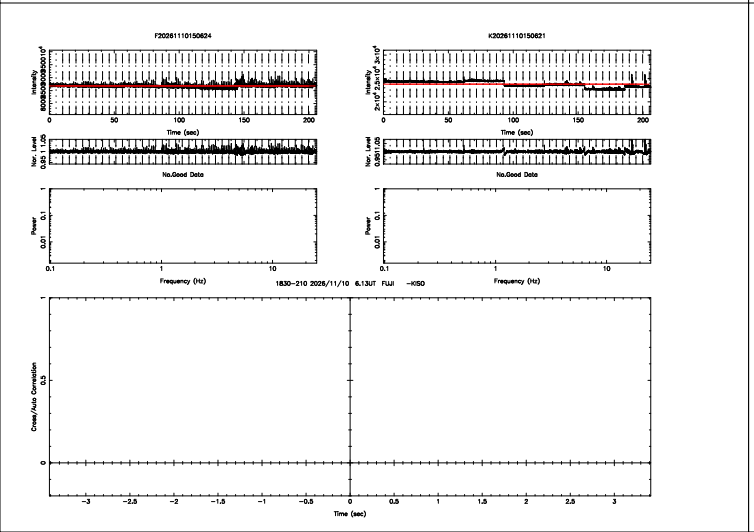
F20261110150624
K20261110150621
No.Good Data
No.Good Data
1830-210 2026/11/10 6.13UT FUJI -KISO
Time (sec)
Frequency (Hz)
Cross/Auto Correlation

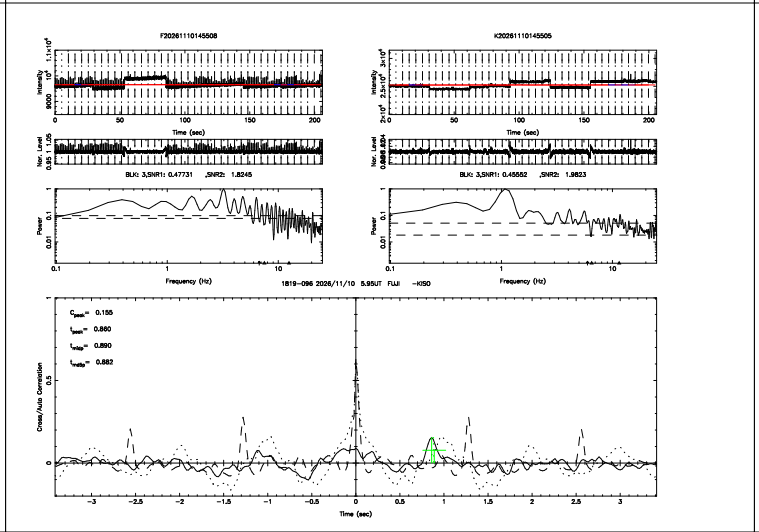
F20261110145508
K20261110145505
BLK: 3,SNR1: 0.47731 ,SNR2: 1.8245
BLK: 3,SNR1: 0.45552 ,SNR2: 1.9823
1819-096 2026/11/10 5.95UT FUJI -KISO
C_peak= 0.155
t_peak= 0.880
t_edge= 0.890
t_edge= 0.882
Time (sec)
Frequency (Hz)
Cross/Auto Correlation

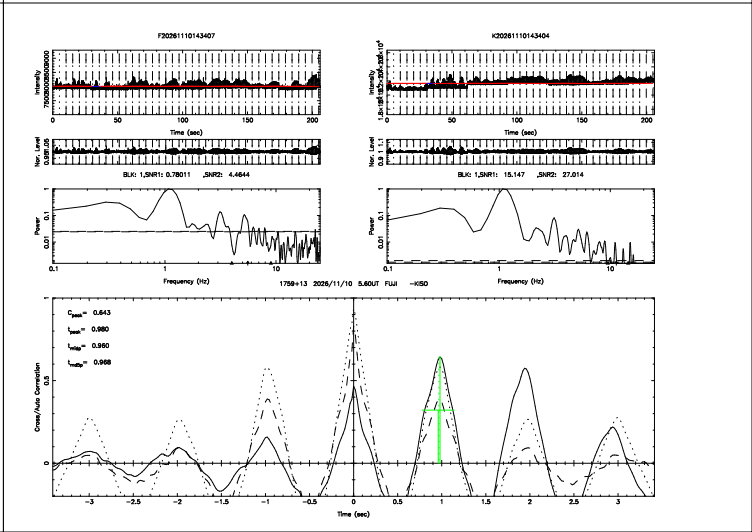
F20261110143407
K20261110143404
BLK: 1,SNR1: 0.78011 ,SNR2: 4.4644
BLK: 1,SNR1: 15.147 ,SNR2: 27.014
1759+13 2026/11/10 5.60UT FUJI -KISO
C_peak= 0.643
t_peak= 0.980
t_edge= 0.960
t_edge= 0.968
Time (sec)
Frequency (Hz)
Cross/Auto Correlation

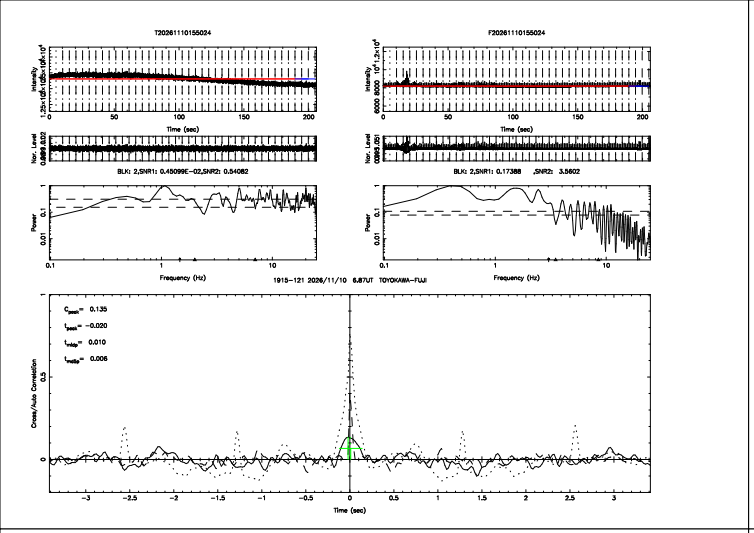
T20261110155024
F20261110155024
BLK: 2,SNR1: 0.45099E−02,SNR2: 0.54082
BLK: 2,SNR1: 0.17388 ,SNR2: 3.5602
1915−121 2026/11/10 6.87UT TOYOKAWA−FUJI
C_peak= 0.135
t_peak= −0.020
t_rise= 0.010
t_fall= 0.006

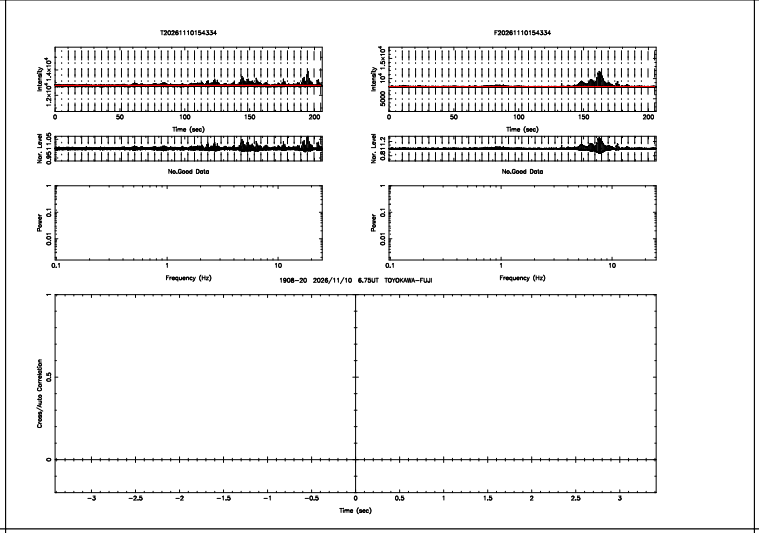
T20261110154334
F20261110154334
No.Good Data
No.Good Data
1908−20 2026/11/10 6.75UT TOYOKAWA−FUJI

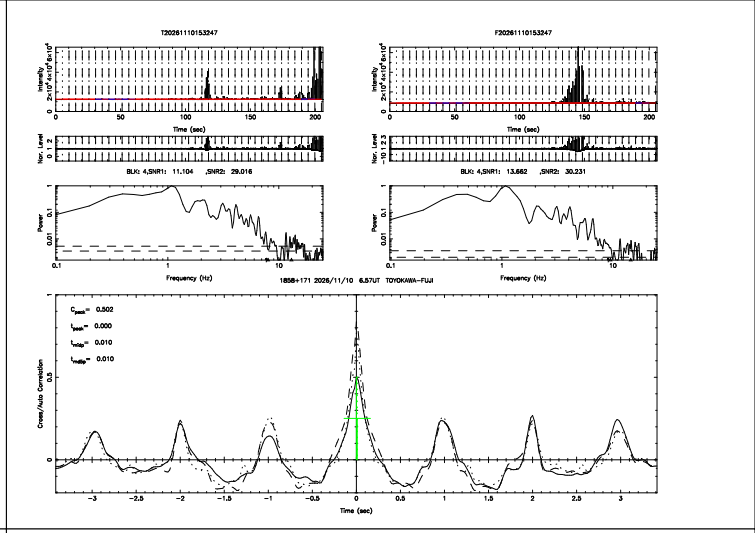
T20261110153247
F20261110153247
BLK: 4,SNR1: 11.104 ,SNR2: 29.016
BLK: 4,SNR1: 13.662 ,SNR2: 30.231
1858+171 2026/11/10 6.57UT TOYOKAWA−FUJI
C_peak= 0.502
t_peak= 0.000
t_rise= 0.010
t_fall= 0.010

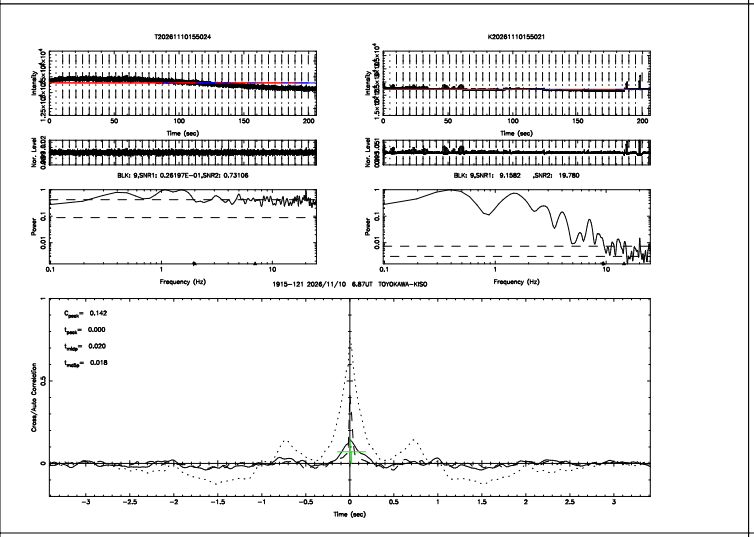
T20261110155024
K20261110155021
BLK: 9,SNR1: 0.26197E−01,SNR2: 0.73106
BLK: 9,SNR1: 9.1582 ,SNR2: 19.780
1915−121 2026/11/10 6.87UT TOYOKAWA−KISO
C_peak= 0.142
t_peak= 0.000
t_rise= 0.020
t_fall= 0.018

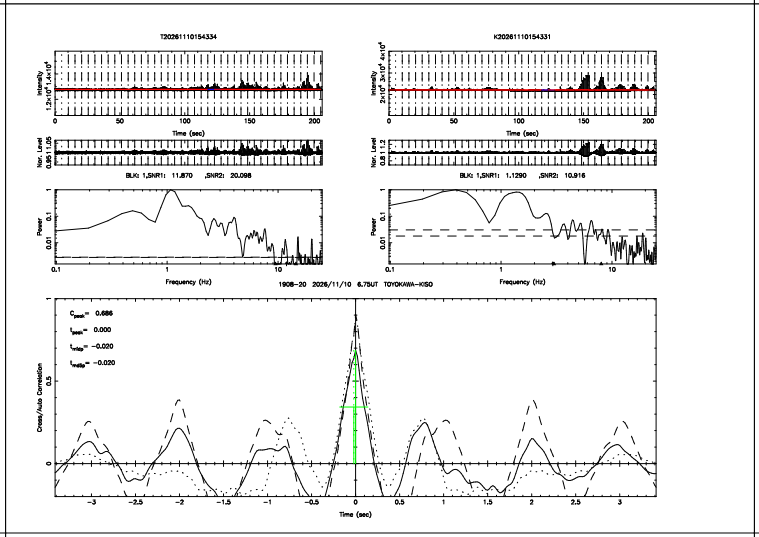
T20261110154334
K20261110154331
BLK: 1,SNR1: 11.870 ,SNR2: 20.098
BLK: 1,SNR1: 1.1290 ,SNR2: 10.916
1908−20 2026/11/10 6.75UT TOYOKAWA−KISO
C_peak= 0.686
t_peak= 0.000
t_rise= −0.020
t_fall= −0.020

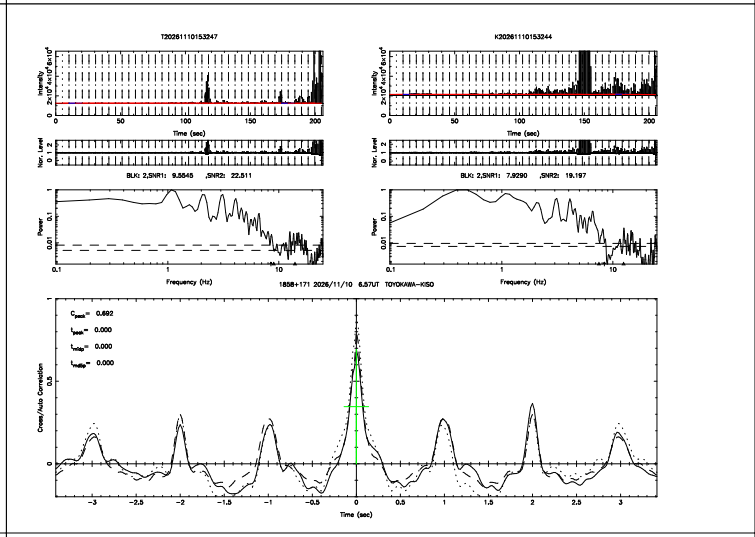
T20261110153247
K20261110153244
BLK: 2,SNR1: 9.5645 ,SNR2: 22.511
BLK: 2,SNR1: 7.9290 ,SNR2: 19.197
1858+171 2026/11/10 6.57UT TOYOKAWA−KISO
C_peak= 0.492
t_peak= 0.000
t_rise= 0.000
t_fall= 0.000

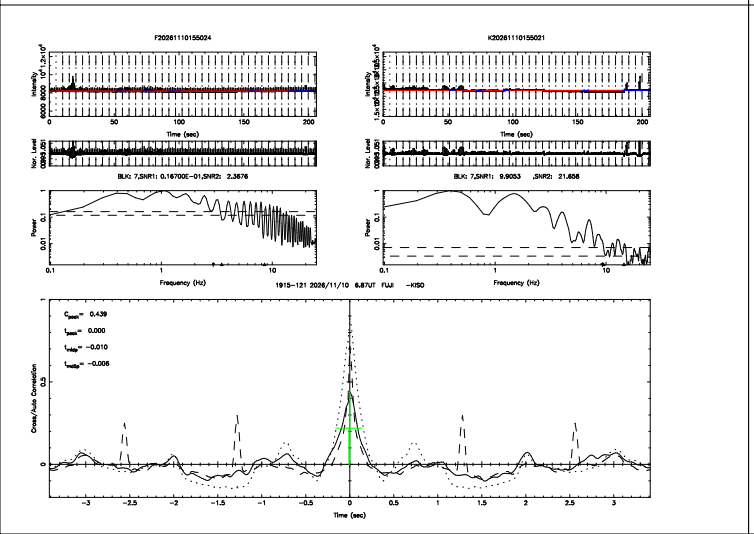
F20261110155024
K20261110155021
BLK: 7,SNR1: 0.16700E−01,SNR2: 2.3676
BLK: 7,SNR1: 9.9053 ,SNR2: 21.656
1915−121 2026/11/10 6.87UT FUJI −KISO
C_peak= 0.439
t_peak= 0.000
t_rise= −0.010
t_fall= −0.006

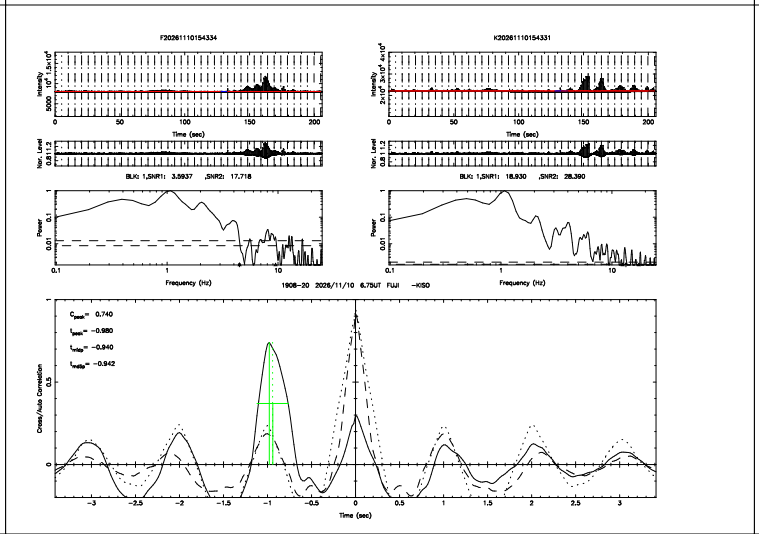
F20261110154334
K20261110154331
BLK: 1,SNR1: 3.5937 ,SNR2: 17.718
BLK: 1,SNR1: 18.930 ,SNR2: 28.390
1908−20 2026/11/10 6.75UT FUJI −KISO
C_peak= 0.740
t_peak= −0.980
t_rise= −0.940
t_fall= −0.942

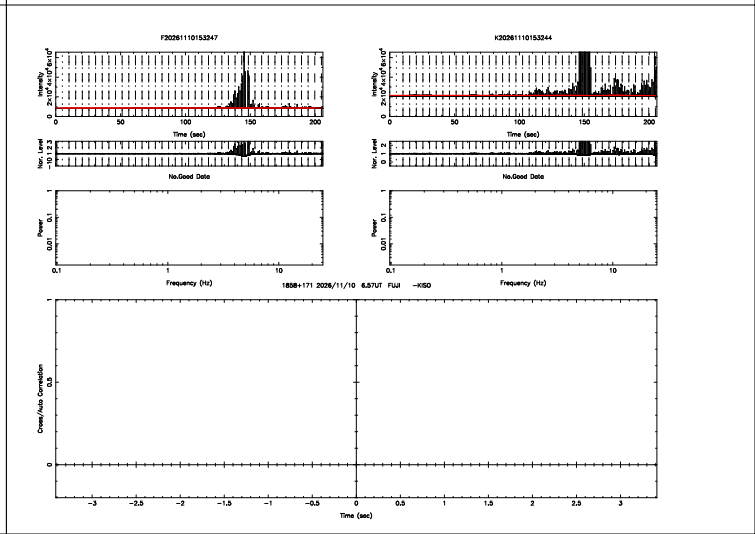
F20261110153247
K20261110153244
No.Good Data
No.Good Data
1858+171 2026/11/10 6.57UT FUJI −KISO

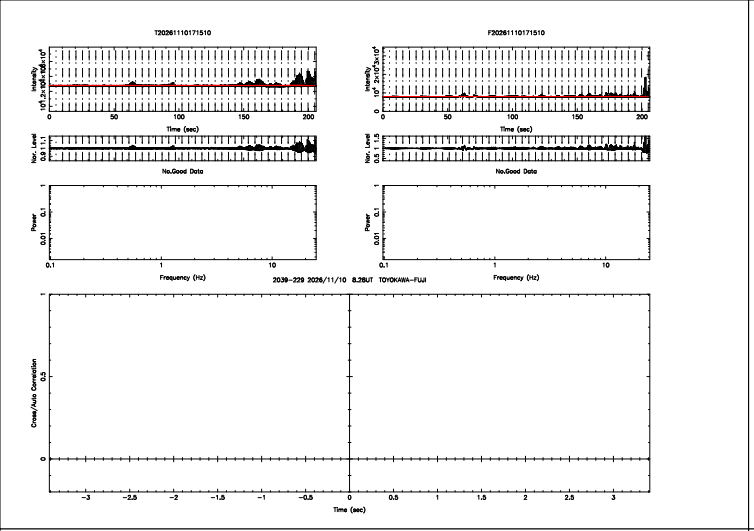
T20261110171510
F20261110171510
Intensity
Time (sec)
Nor. Level
No.Good Data
Power
Frequency (Hz)
2039-229 2026/11/10 8.2BUT TOYOKAWA-FUJI
Cross/Auto Correlation
Time (sec)

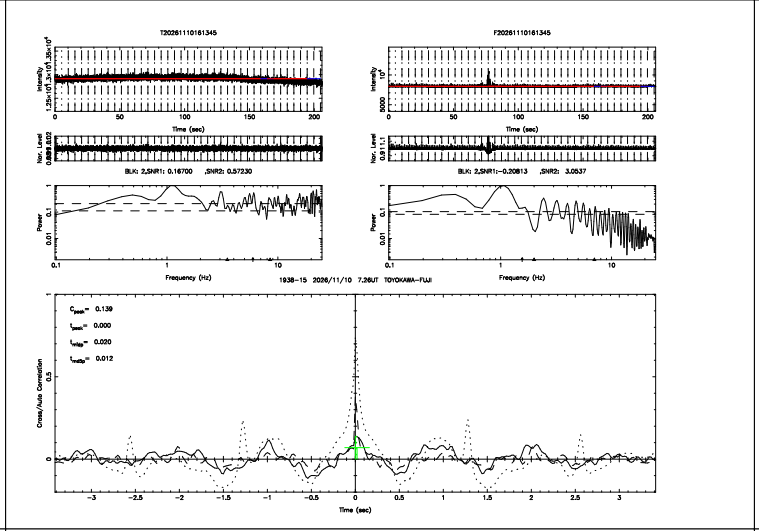
T20261110161345
F20261110161345
Intensity
Time (sec)
Nor. Level
BLK: 2,SNR1: 0.16700 ,SNR2: 0.57230
BLK: 2,SNR1:-0.20813 ,SNR2: 3.0537
Power
Frequency (Hz)
1938-15 2026/11/10 7.2BUT TOYOKAWA-FUJI
C_peak= 0.139
t_peak= 0.000
t_edge= 0.020
t_radio= 0.012
Cross/Auto Correlation
Time (sec)

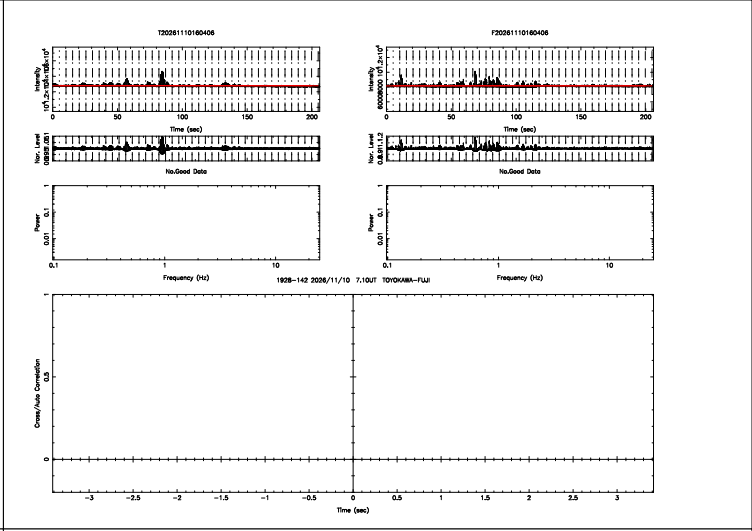
T20261110160406
F20261110160406
Intensity
Time (sec)
Nor. Level
No.Good Data
Power
Frequency (Hz)
1928-142 2026/11/10 7.1OUT TOYOKAWA-FUJI
Cross/Auto Correlation
Time (sec)

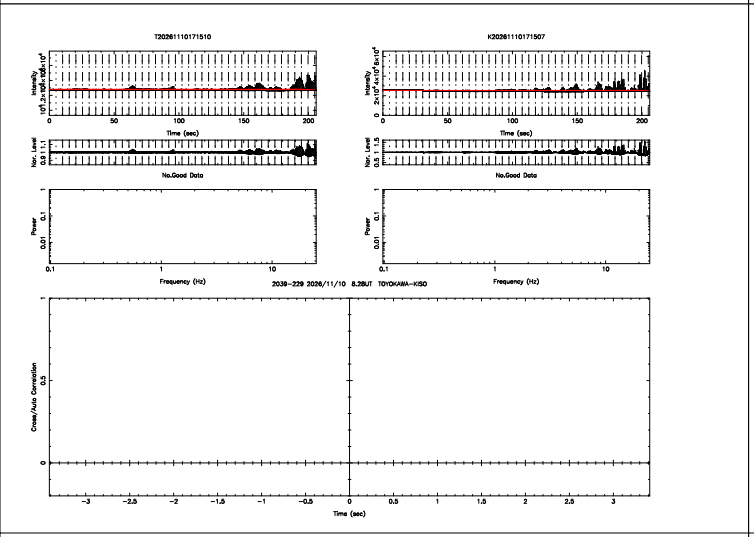
T20261110171510
K20261110171507
Intensity
Time (sec)
Nor. Level
No.Good Data
Power
Frequency (Hz)
2039-229 2026/11/10 8.2BUT TOYOKAWA-KISO
Cross/Auto Correlation
Time (sec)

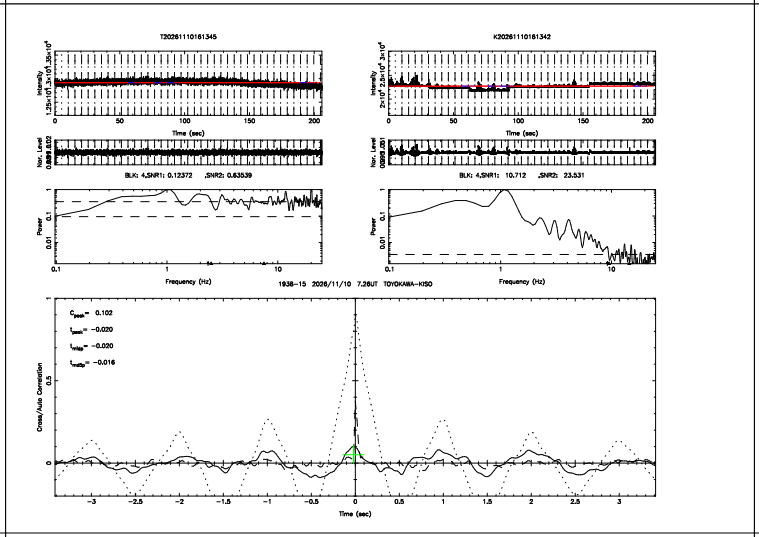
T20261110161345
K20261110161342
Intensity
Time (sec)
Nor. Level
BLK: 4,SNR1: 0.12372 ,SNR2: 0.63539
BLK: 4,SNR1: 10.712 ,SNR2: 23.531
Power
Frequency (Hz)
1938-15 2026/11/10 7.2BUT TOYOKAWA-KISO
C_peak= 0.102
t_peak= -0.020
t_edge= -0.030
t_radio= -0.016
Cross/Auto Correlation
Time (sec)

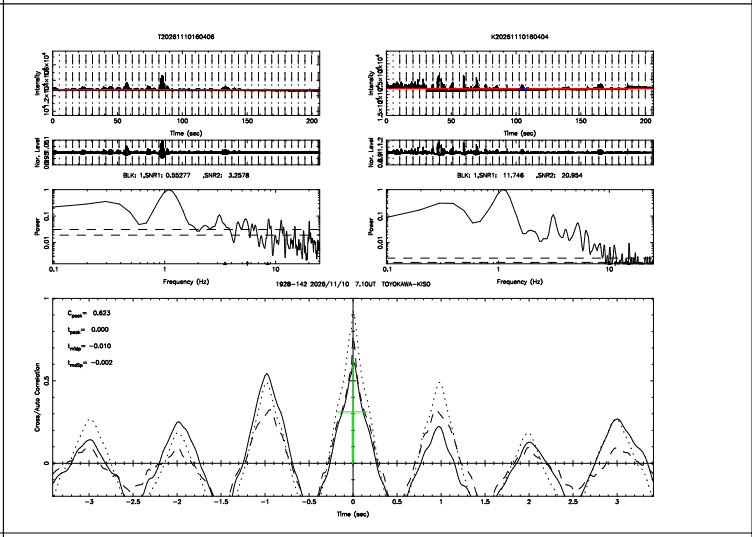
T20261110160406
K20261110160404
Intensity
Time (sec)
Nor. Level
BLK: 1,SNR1: 0.55277 ,SNR2: 3.2578
BLK: 1,SNR1: 11.746 ,SNR2: 20.854
Power
Frequency (Hz)
1928-142 2026/11/10 7.1OUT TOYOKAWA-KISO
C_peak= 0.623
t_peak= 0.000
t_edge= -0.010
t_radio= -0.002
Cross/Auto Correlation
Time (sec)

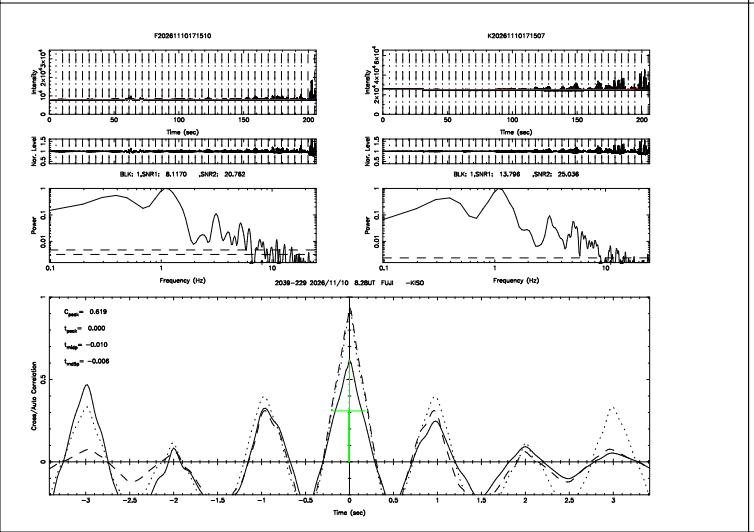
F20261110171510
K20261110171507
Intensity
Time (sec)
Nor. Level
BLK: 1,SNR1: 8.1170 ,SNR2: 20.762
BLK: 1,SNR1: 13.796 ,SNR2: 25.036
Power
Frequency (Hz)
2039-229 2026/11/10 8.2BUT FUJI -KISO
C_peak= 0.619
t_peak= 0.000
t_edge= -0.010
t_radio= -0.006
Cross/Auto Correlation
Time (sec)

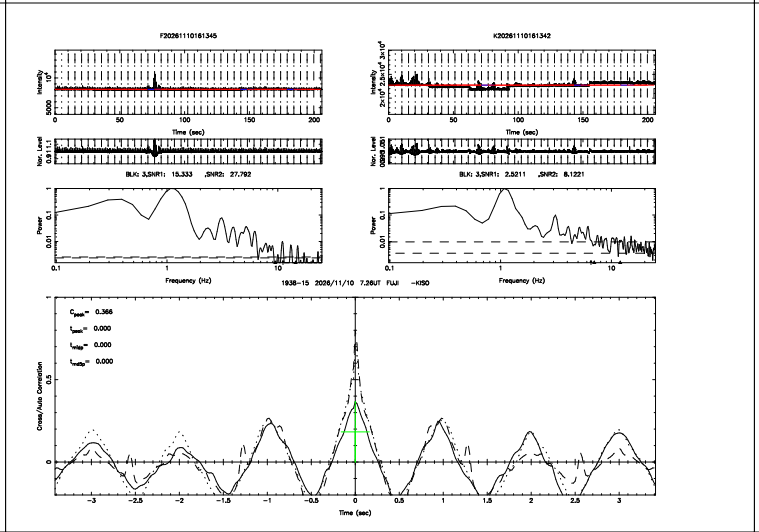
F20261110161345
K20261110161342
Intensity
Time (sec)
Nor. Level
BLK: 3,SNR1: 15.333 ,SNR2: 27.792
BLK: 3,SNR1: 2.5211 ,SNR2: 6.1221
Power
Frequency (Hz)
1938-15 2026/11/10 7.2BUT FUJI -KISO
C_peak= 0.366
t_peak= 0.000
t_edge= 0.000
t_radio= 0.000
Cross/Auto Correlation
Time (sec)

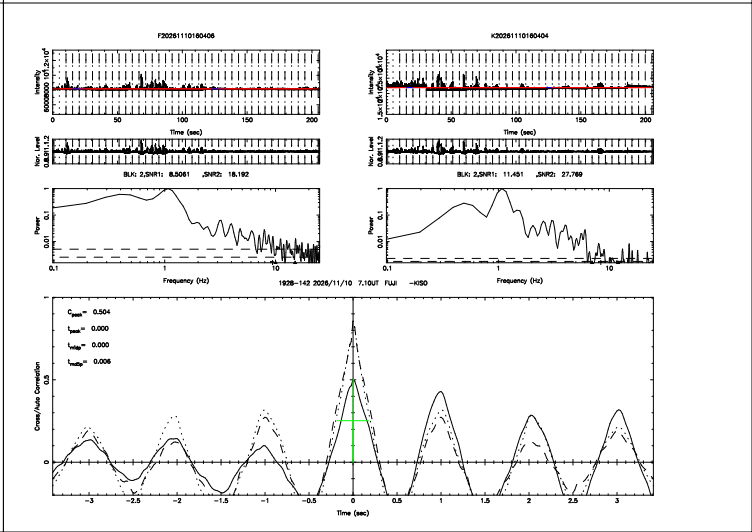
F20261110160406
K20261110160404
Intensity
Time (sec)
Nor. Level
BLK: 2,SNR1: 8.5061 ,SNR2: 18.192
BLK: 2,SNR1: 11.451 ,SNR2: 27.769
Power
Frequency (Hz)
1928-142 2026/11/10 7.1OUT FUJI -KISO
C_peak= 0.504
t_peak= 0.000
t_edge= 0.000
t_radio= 0.006
Cross/Auto Correlation
Time (sec)

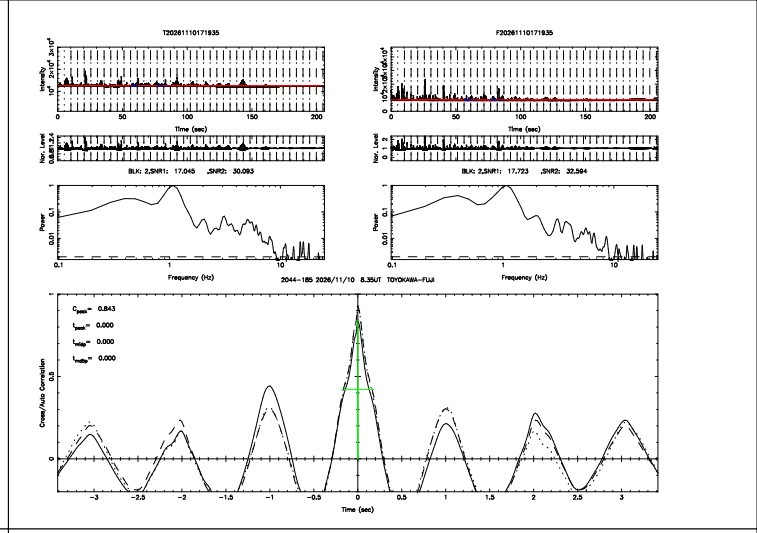
T20261110171935
F20261110171935
Intensity
Time (sec)
Nor. Level
BLK: 2,SNR1: 17.045 ,SNR2: 30.093
BLK: 2,SNR1: 17.723 ,SNR2: 32.594
Power
Frequency (Hz)
2044-185 2026/11/10 8.35UT TOYOKAWA--FUJI
Cross/Auto Correlation
Time (sec)

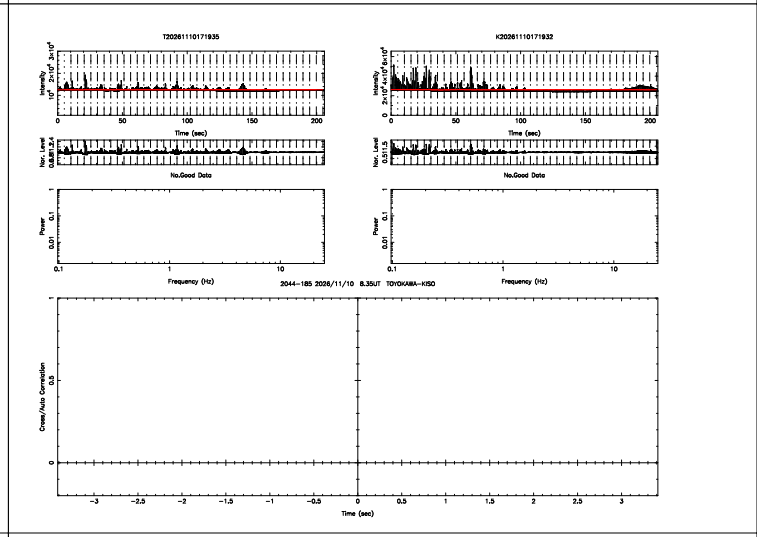
T20261110171935
K20261110171932
Intensity
Time (sec)
Nor. Level
No.Good Data
Power
Frequency (Hz)
2044-185 2026/11/10 8.35UT TOYOKAWA--KISO
Cross/Auto Correlation
Time (sec)

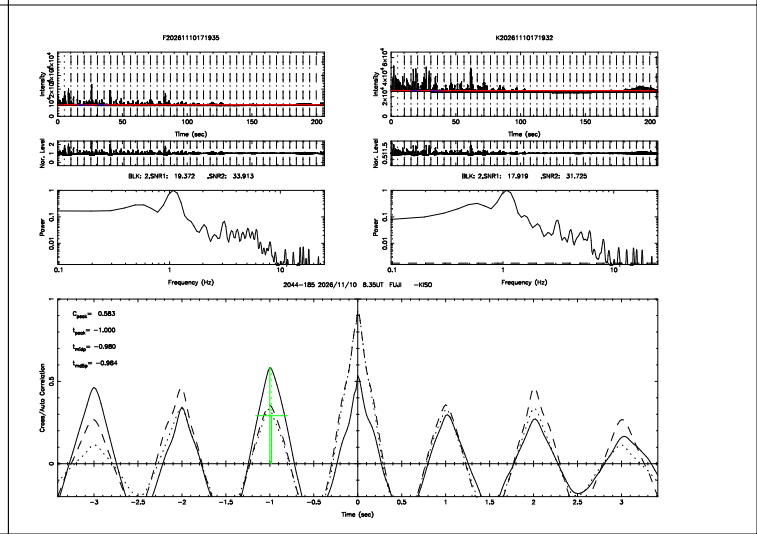
F20261110171935
K20261110171932
Intensity
Time (sec)
Nor. Level
BLK: 2,SNR1: 19.372 ,SNR2: 33.913
BLK: 2,SNR1: 17.919 ,SNR2: 31.725
Power
Frequency (Hz)
2044-185 2026/11/10 8.35UT FUJI --KISO
Cross/Auto Correlation
Time (sec)