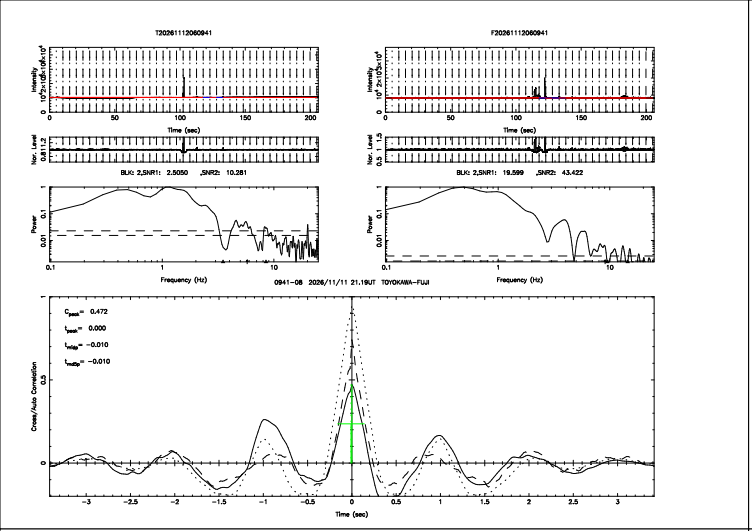
T20261112060941
F20261112060941
BLK: 2,SNR1: 2.5050 ,SNR2: 10.281
BLK: 2,SNR1: 19.599 ,SNR2: 43.422
0941-08 2026/11/11 21.19UT TOYOKAWA-FUJI
C_peak= 0.472
t_peak= 0.000
t_edge= -0.010
t_edge= -0.010

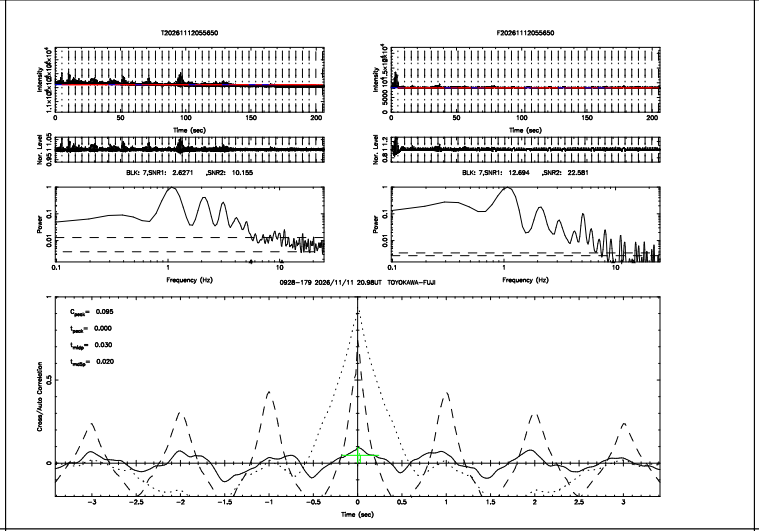
T20261112055650
F20261112055650
BLK: 7,SNR1: 2.6271 ,SNR2: 10.155
BLK: 7,SNR1: 12.694 ,SNR2: 22.581
0928-179 2026/11/11 20.98UT TOYOKAWA-FUJI
C_peak= 0.095
t_peak= 0.000
t_edge= 0.030
t_edge= 0.020

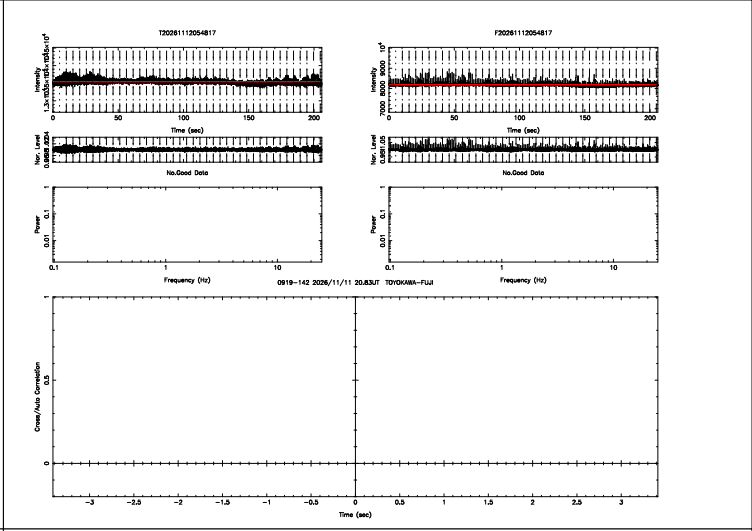
T20261112054817
F20261112054817
No.Good Data
No.Good Data
0919-142 2026/11/11 20.83UT TOYOKAWA-FUJI

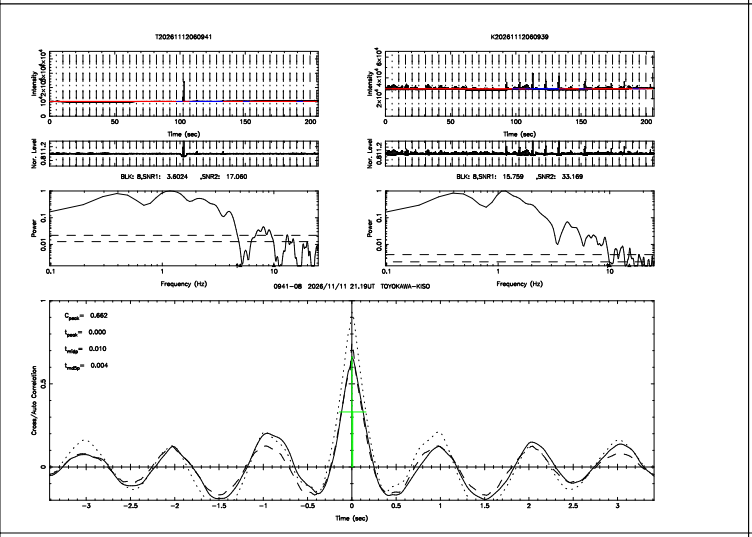
T20261112060941
K20261112060939
BLK: 8,SNR1: 3.6024 ,SNR2: 17.060
BLK: 8,SNR1: 15.759 ,SNR2: 33.169
0941-08 2026/11/11 21.19UT TOYOKAWA-KISO
C_peak= 0.662
t_peak= 0.000
t_edge= 0.010
t_edge= 0.004

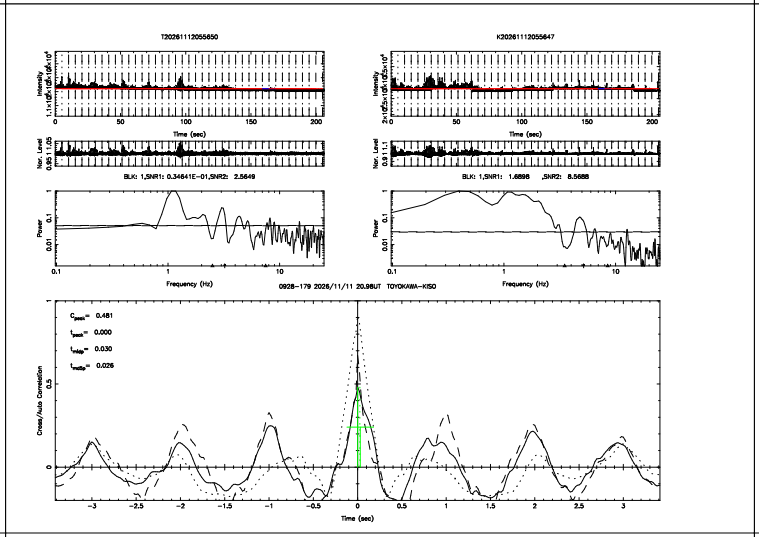
T20261112055650
K20261112055647
BLK: 1,SNR1: 0.34641E-01,SNR2: 2.5649
BLK: 1,SNR1: 1.6898 ,SNR2: 8.5688
0928-179 2026/11/11 20.98UT TOYOKAWA-KISO
C_peak= 0.481
t_peak= 0.000
t_edge= 0.030
t_edge= 0.026

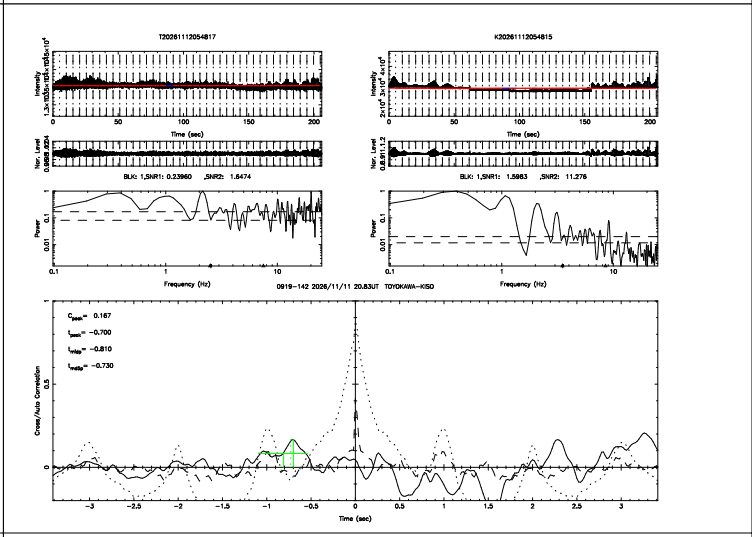
T20261112054817
K20261112054815
BLK: 1,SNR1: 0.23960 ,SNR2: 1.8474
BLK: 1,SNR1: 1.5883 ,SNR2: 11.276
0919-142 2026/11/11 20.83UT TOYOKAWA-KISO
C_peak= 0.167
t_peak= -0.700
t_edge= -0.810
t_edge= -0.730

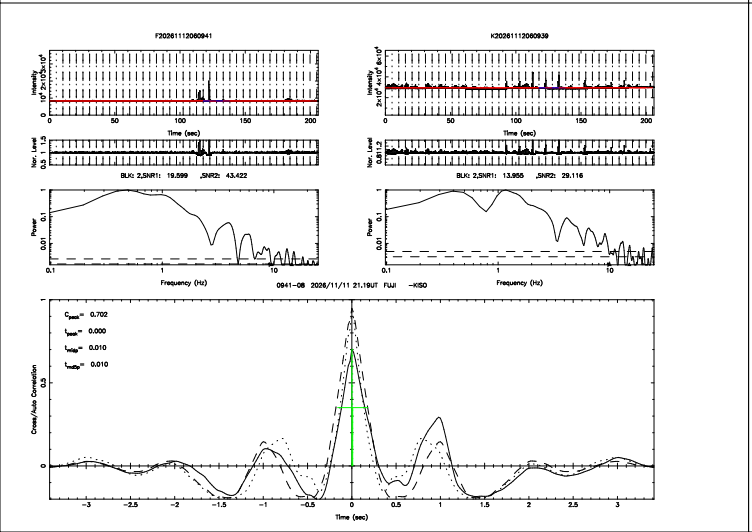
F20261112060941
K20261112060939
BLK: 2,SNR1: 19.599 ,SNR2: 43.422
BLK: 2,SNR1: 13.955 ,SNR2: 29.116
0941-08 2026/11/11 21.19UT FUJI -KISO
C_peak= 0.702
t_peak= 0.000
t_edge= 0.010
t_edge= 0.010

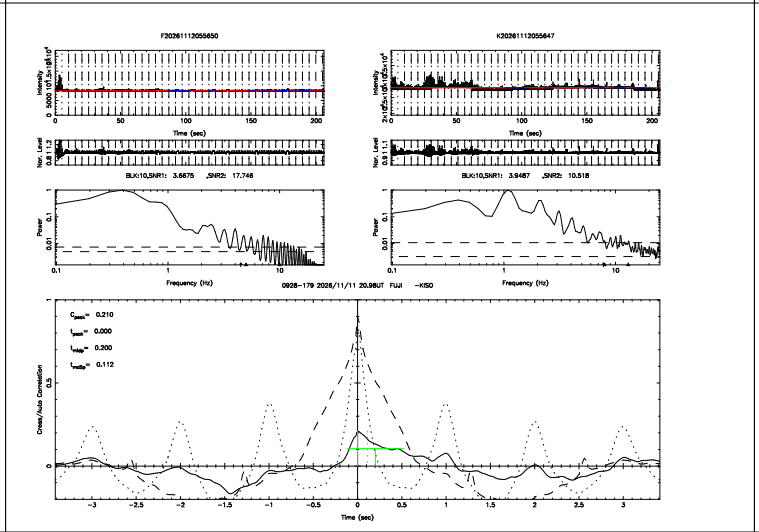
F20261112055650
K20261112055647
BLK:10,SNR1: 3.6675 ,SNR2: 17.746
BLK:10,SNR1: 3.9487 ,SNR2: 10.518
0928-179 2026/11/11 20.98UT FUJI -KISO
C_peak= 0.210
t_peak= 0.000
t_edge= 0.200
t_edge= 0.112

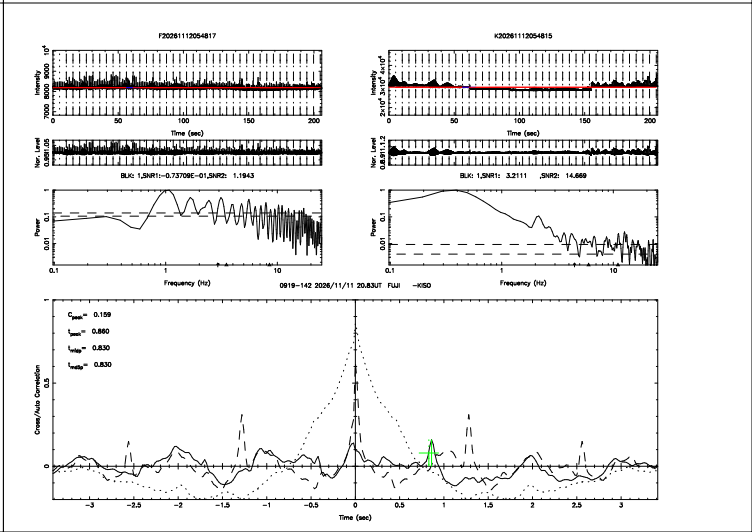
F20261112054817
K20261112054815
BLK: 1,SNR1:-0.73709E-01,SNR2: 1.1943
BLK: 1,SNR1: 3.2111 ,SNR2: 14.669
0919-142 2026/11/11 20.83UT FUJI -KISO
C_peak= 0.159
t_peak= 0.860
t_edge= 0.830
t_edge= 0.830

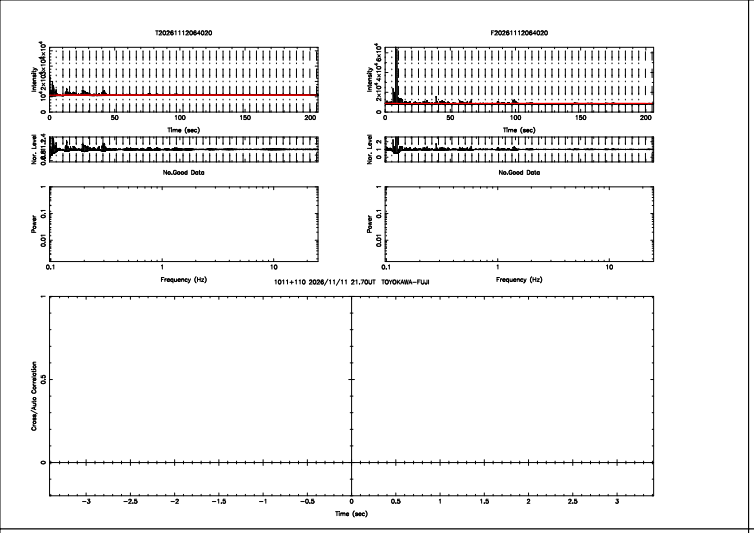
T20261112064020
F20261112064020
No.Good Data
No.Good Data
1011+110 2026/11/11 21.70UT TOYOKAWA-FUJI
Time (sec)
Frequency (Hz)
Cross/Auto Correlation

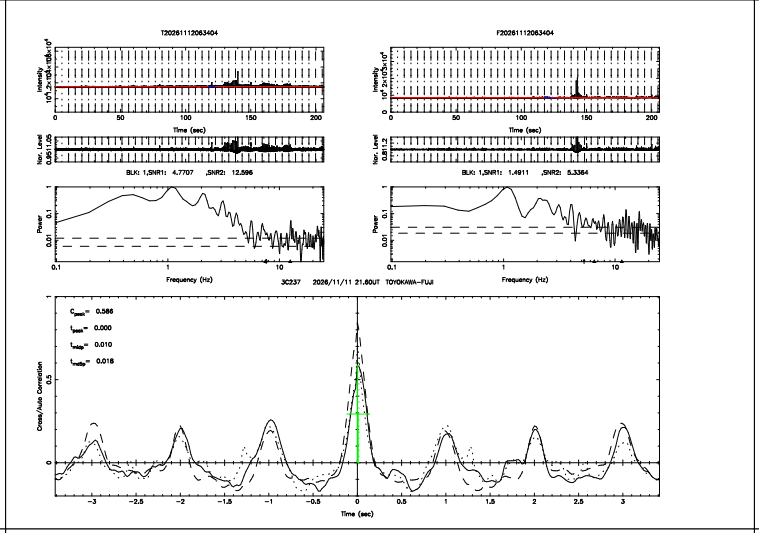
T20261112063404
F20261112063404
BLK: 1,SNR1: 4.7707 ,SNR2: 12.596
BLK: 1,SNR1: 1.4911 ,SNR2: 5.3364
3C237 2026/11/11 21.60UT TOYOKAWA-FUJI
C_max= 0.586
t_peak= 0.000
t_side= 0.010
t_side= 0.018
Time (sec)
Frequency (Hz)
Cross/Auto Correlation

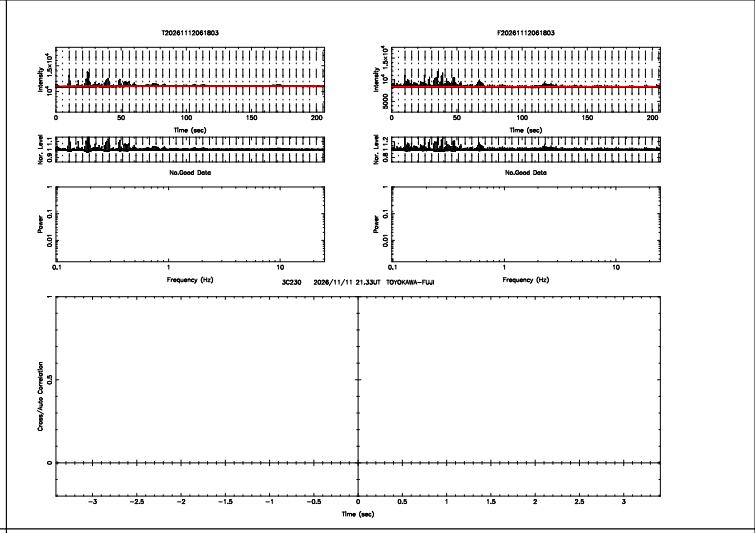
T20261112061803
F20261112061803
No.Good Data
No.Good Data
3C230 2026/11/11 21.33UT TOYOKAWA-FUJI
Time (sec)
Frequency (Hz)
Cross/Auto Correlation

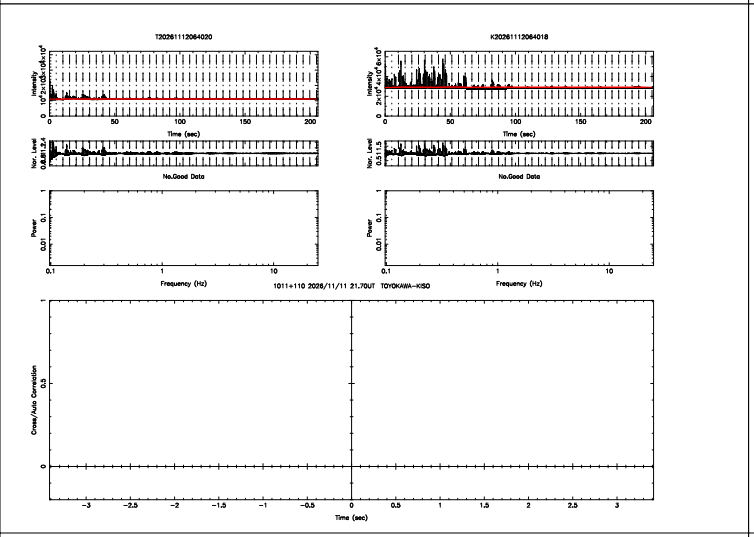
T20261112064020
K20261112064018
No.Good Data
No.Good Data
1011+110 2026/11/11 21.70UT TOYOKAWA-KISO
Time (sec)
Frequency (Hz)
Cross/Auto Correlation

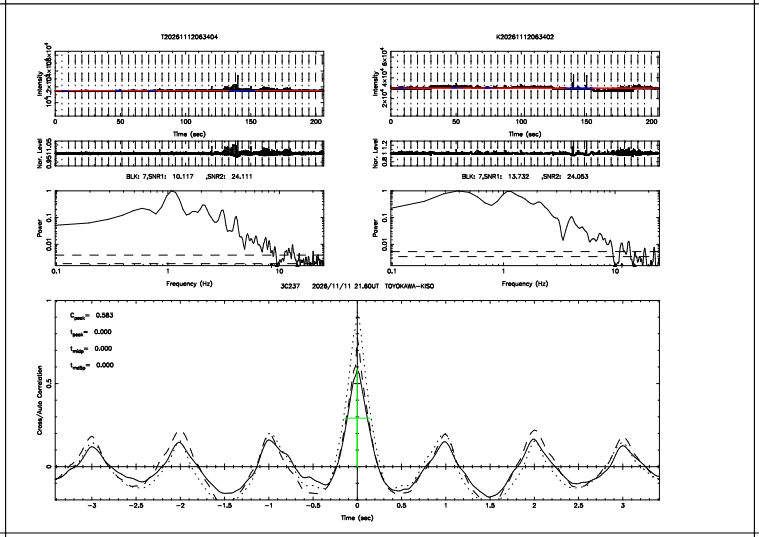
T20261112063404
K20261112063402
BLK: 7,SNR1: 10.117 ,SNR2: 24.111
BLK: 7,SNR1: 13.732 ,SNR2: 24.053
3C237 2026/11/11 21.60UT TOYOKAWA-KISO
C_max= 0.583
t_peak= 0.000
t_side= 0.000
t_side= 0.000
Time (sec)
Frequency (Hz)
Cross/Auto Correlation

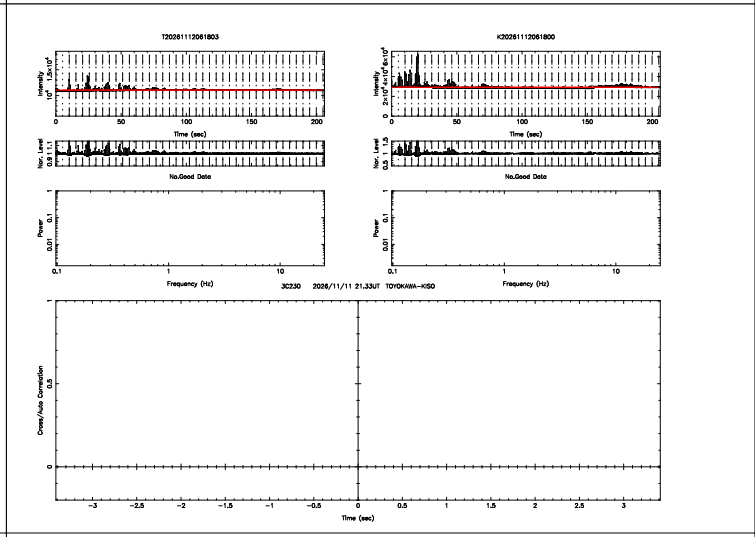
T20261112061803
K20261112061800
No.Good Data
No.Good Data
3C230 2026/11/11 21.33UT TOYOKAWA-KISO
Time (sec)
Frequency (Hz)
Cross/Auto Correlation

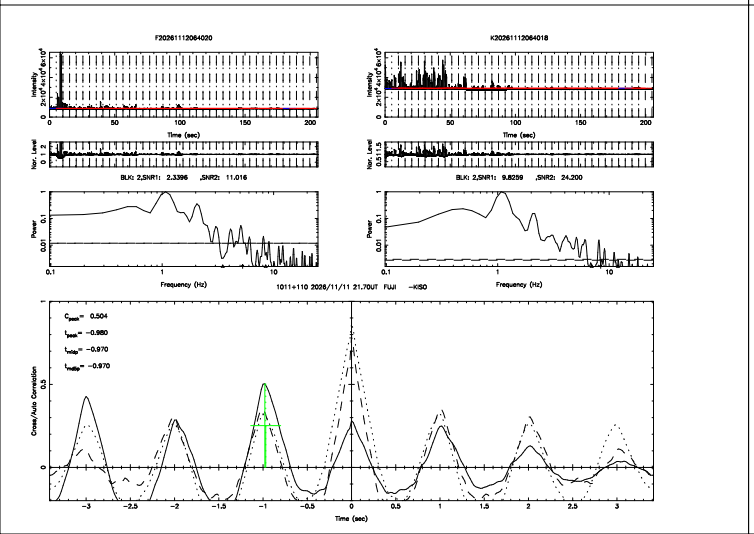
F20261112064020
K20261112064018
BLK: 2,SNR1: 2.3396 ,SNR2: 11.016
BLK: 2,SNR1: 9.8239 ,SNR2: 24.200
1011+110 2026/11/11 21.70UT FUJI -KISO
C_max= 0.504
t_peak= -0.980
t_side= -0.970
t_side= -0.970
Time (sec)
Frequency (Hz)
Cross/Auto Correlation

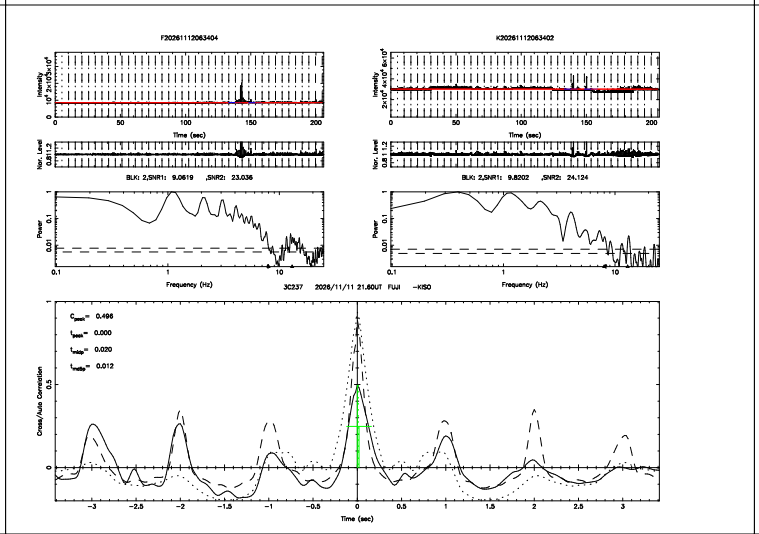
F20261112063404
K20261112063402
BLK: 2,SNR1: 9.0619 ,SNR2: 23.036
BLK: 2,SNR1: 9.8202 ,SNR2: 24.124
3C237 2026/11/11 21.60UT FUJI -KISO
C_max= 0.496
t_peak= 0.000
t_side= 0.020
t_side= 0.012
Time (sec)
Frequency (Hz)
Cross/Auto Correlation

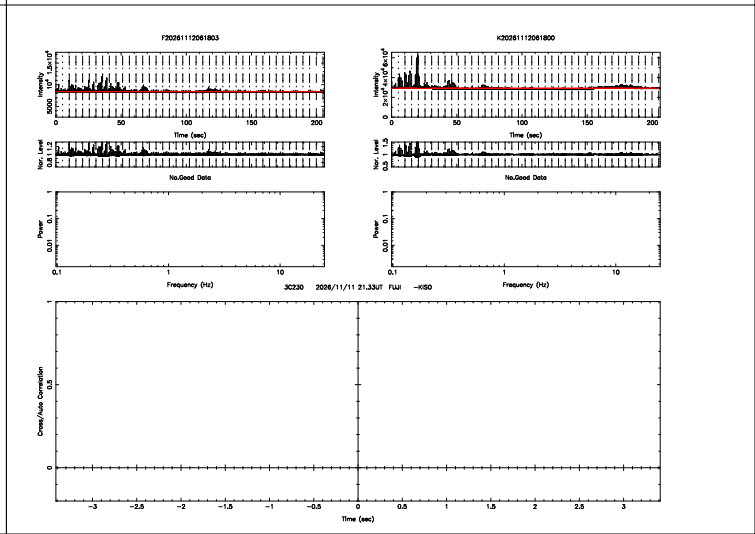
F20261112061803
K20261112061800
No.Good Data
No.Good Data
3C230 2026/11/11 21.33UT FUJI -KISO
Time (sec)
Frequency (Hz)
Cross/Auto Correlation

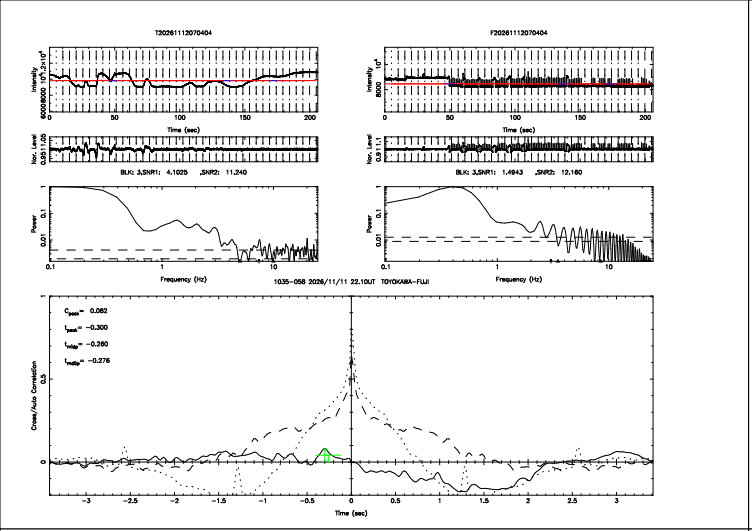
T20261112070404
F20261112070404
BLK: 3,SNR1: 4.1025 ,SNR2: 11.240
BLK: 3,SNR1: 1.4943 ,SNR2: 12.160
1035-058 2026/11/11 22.10UT TOYOKAWA-FUJI
C_peak= 0.082
t_peak= -0.300
t_mtp= -0.260
t_mdtp= -0.276
Time (sec)
Frequency (Hz)
Cross/Auto Correlation

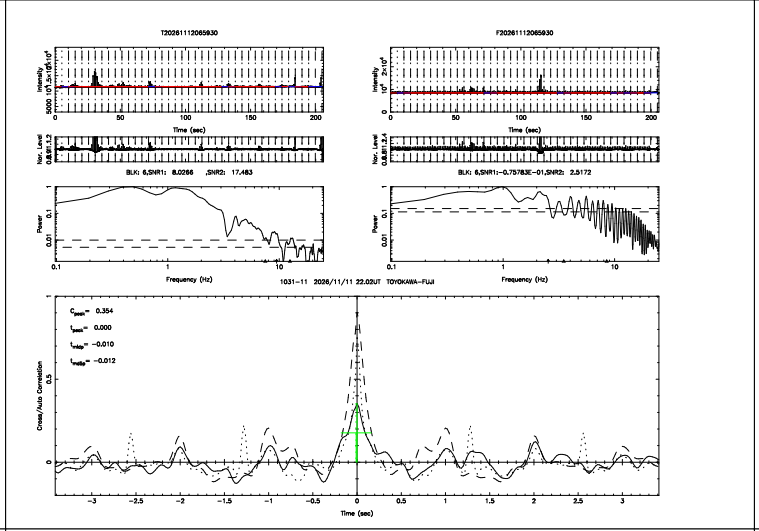
T20261112065930
F20261112065930
BLK: 6,SNR1: 8.0266 ,SNR2: 17.483
BLK: 6,SNR1: -0.75783E-01,SNR2: 2.5172
1031-11 2026/11/11 22.02UT TOYOKAWA-FUJI
C_peak= 0.354
t_peak= 0.000
t_mtp= -0.010
t_mdtp= -0.012
Time (sec)
Frequency (Hz)
Cross/Auto Correlation

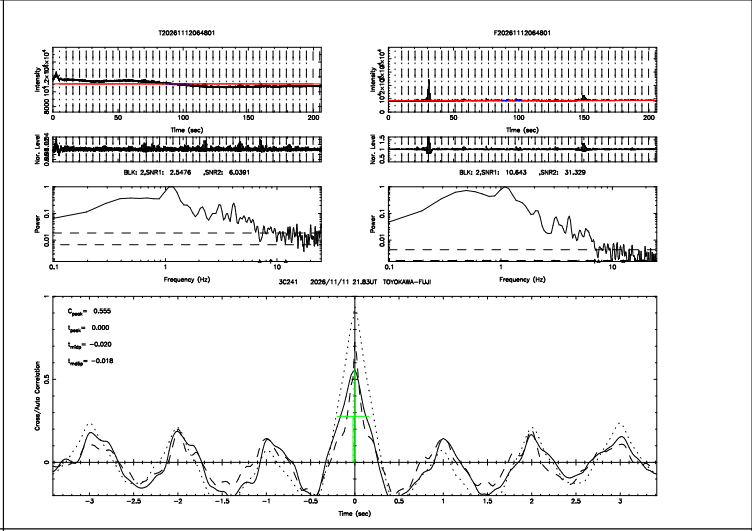
T20261112064801
F20261112064801
BLK: 2,SNR1: 2.5476 ,SNR2: 6.0391
BLK: 2,SNR1: 10.643 ,SNR2: 31.329
3C241 2026/11/11 21.83UT TOYOKAWA-FUJI
C_peak= 0.555
t_peak= 0.000
t_mtp= -0.020
t_mdtp= -0.018
Time (sec)
Frequency (Hz)
Cross/Auto Correlation

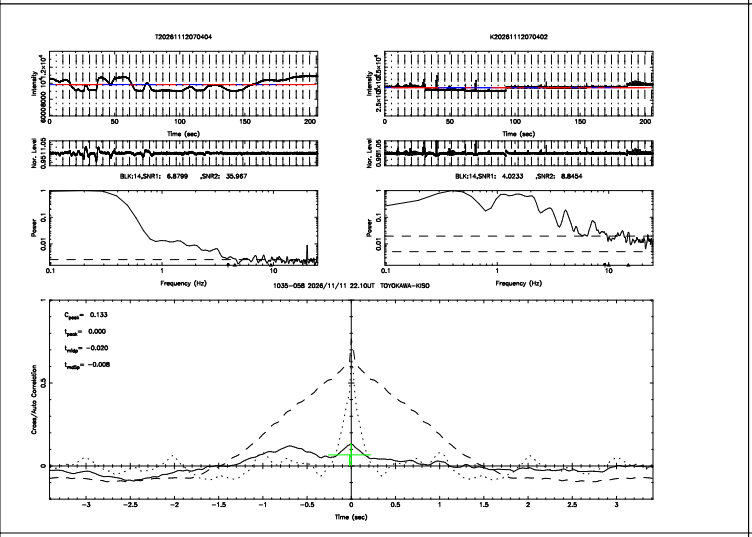
T20261112070404
K20261112070402
BLK14,SNR1: 6.8799 ,SNR2: 35.967
BLK14,SNR1: 4.0233 ,SNR2: 8.8454
1035-058 2026/11/11 22.10UT TOYOKAWA-KISO
C_peak= 0.133
t_peak= 0.000
t_mtp= -0.020
t_mdtp= -0.008
Time (sec)
Frequency (Hz)
Cross/Auto Correlation

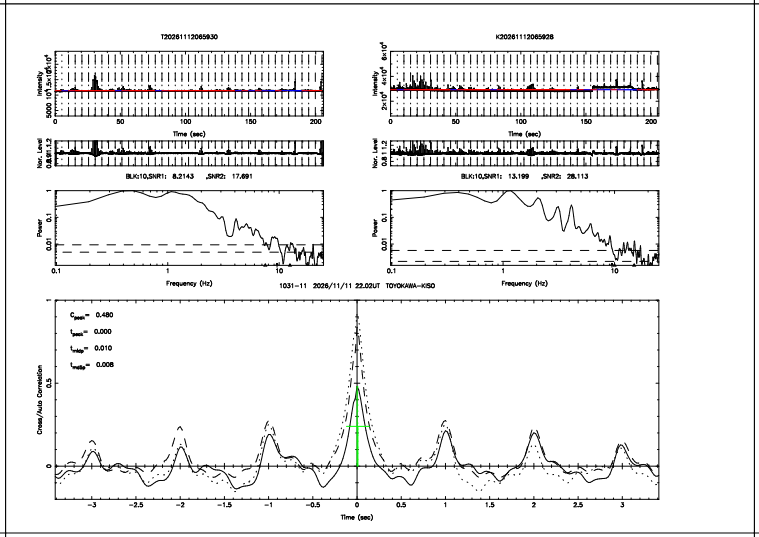
T20261112065930
K20261112065928
BLK10,SNR1: 8.2143 ,SNR2: 17.691
BLK10,SNR1: 13.199 ,SNR2: 28.113
1031-11 2026/11/11 22.02UT TOYOKAWA-KISO
C_peak= 0.480
t_peak= 0.000
t_mtp= 0.010
t_mdtp= 0.008
Time (sec)
Frequency (Hz)
Cross/Auto Correlation

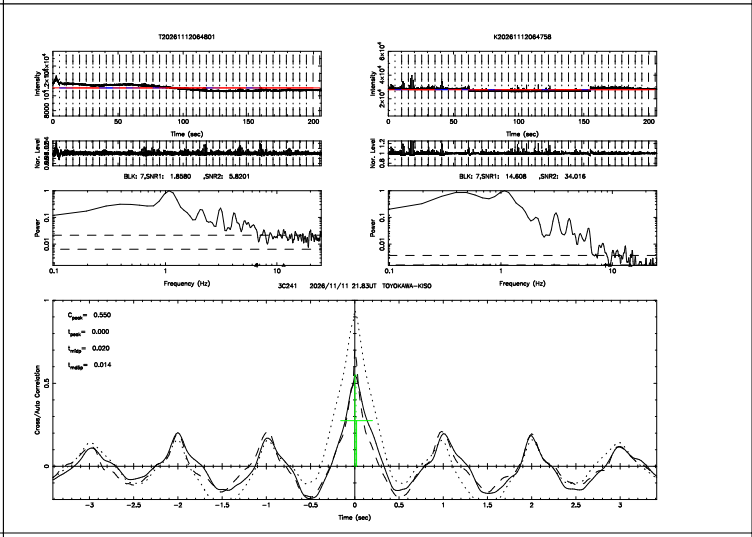
T20261112064801
K20261112064758
BLK: 7,SNR1: 1.8580 ,SNR2: 5.8201
BLK: 7,SNR1: 14.608 ,SNR2: 34.016
3C241 2026/11/11 21.83UT TOYOKAWA-KISO
C_peak= 0.550
t_peak= 0.000
t_mtp= 0.020
t_mdtp= 0.014
Time (sec)
Frequency (Hz)
Cross/Auto Correlation

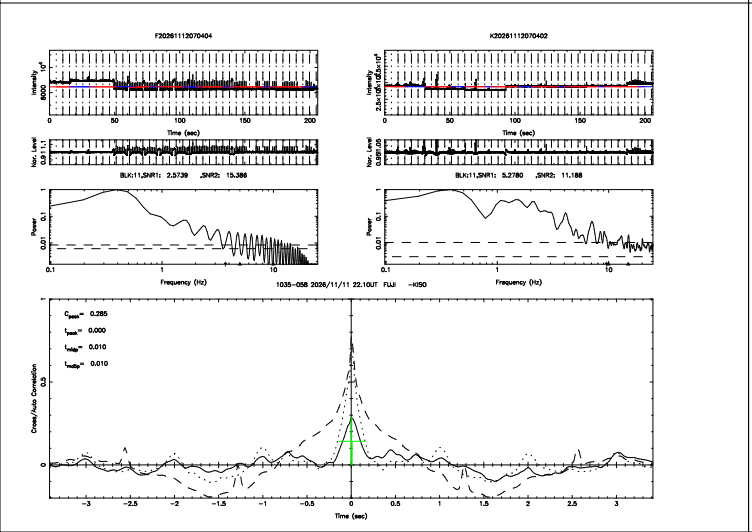
F20261112070404
K20261112070402
BLK11,SNR1: 2.5739 ,SNR2: 15.386
BLK11,SNR1: 5.2780 ,SNR2: 11.188
1035-058 2026/11/11 22.10UT FUJI -KISO
C_peak= 0.285
t_peak= 0.000
t_mtp= 0.010
t_mdtp= 0.010
Time (sec)
Frequency (Hz)
Cross/Auto Correlation

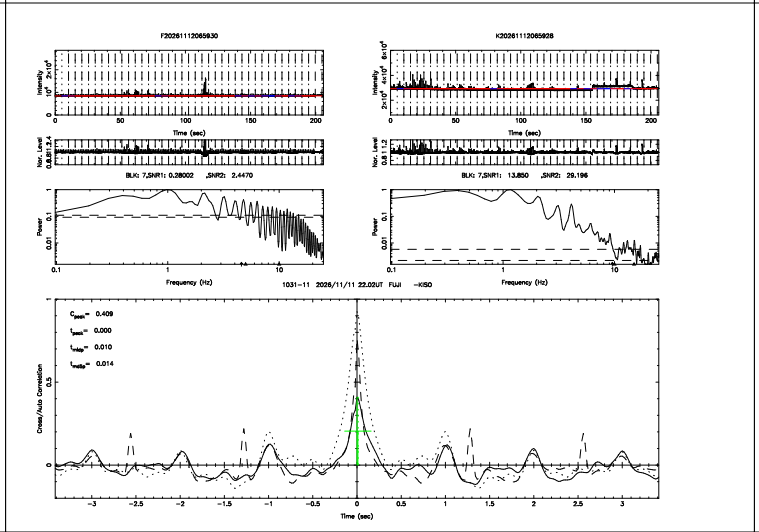
F20261112065930
K20261112065928
BLK: 7,SNR1: 0.28002 ,SNR2: 2.4470
BLK: 7,SNR1: 13.850 ,SNR2: 29.196
1031-11 2026/11/11 22.02UT FUJI -KISO
C_peak= 0.409
t_peak= 0.000
t_mtp= 0.010
t_mdtp= 0.014
Time (sec)
Frequency (Hz)
Cross/Auto Correlation

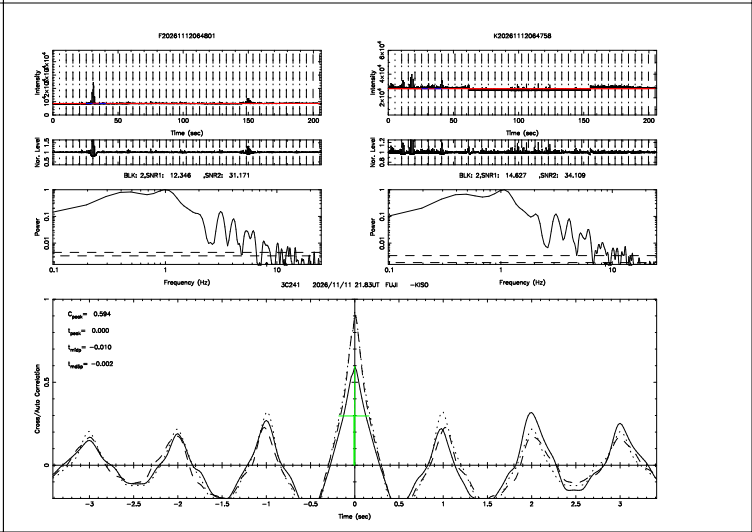
F20261112064801
K20261112064758
BLK: 2,SNR1: 12.346 ,SNR2: 31.171
BLK: 2,SNR1: 14.627 ,SNR2: 34.109
3C241 2026/11/11 21.83UT FUJI -KISO
C_peak= 0.594
t_peak= 0.000
t_mtp= -0.010
t_mdtp= -0.002
Time (sec)
Frequency (Hz)
Cross/Auto Correlation

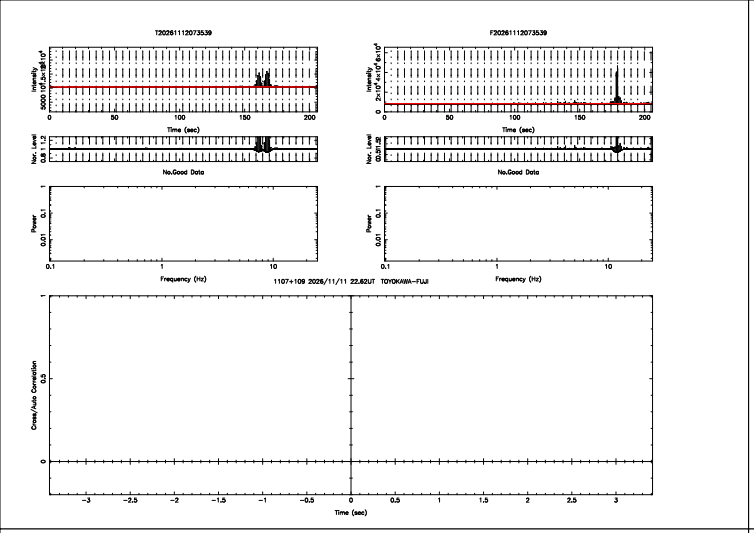
T20261112073539
F20261112073539
No.Good Data
No.Good Data
1107+109 2026/11/11 22.62UT TOYOKAWA-FUJI

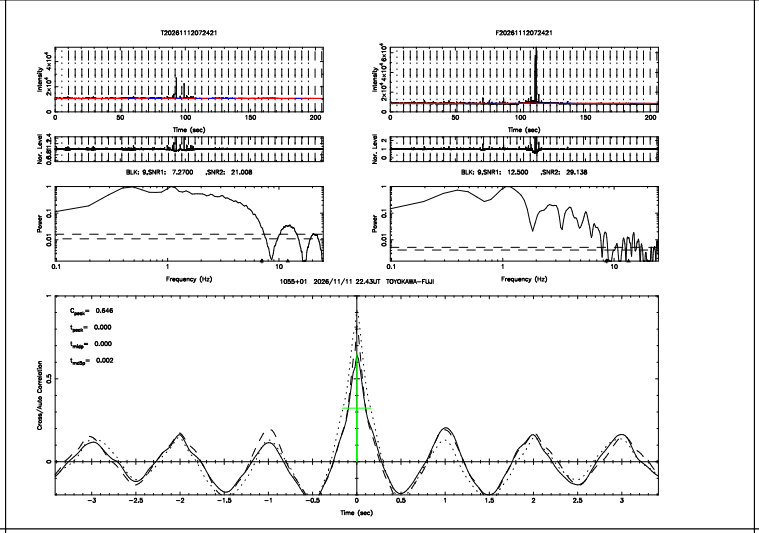
T20261112072421
F20261112072421
1055+01 2026/11/11 22.43UT TOYOKAWA-FUJI
C_peak= 0.646
t_peak= 0.000
t_edge= 0.000
t_centy= 0.002

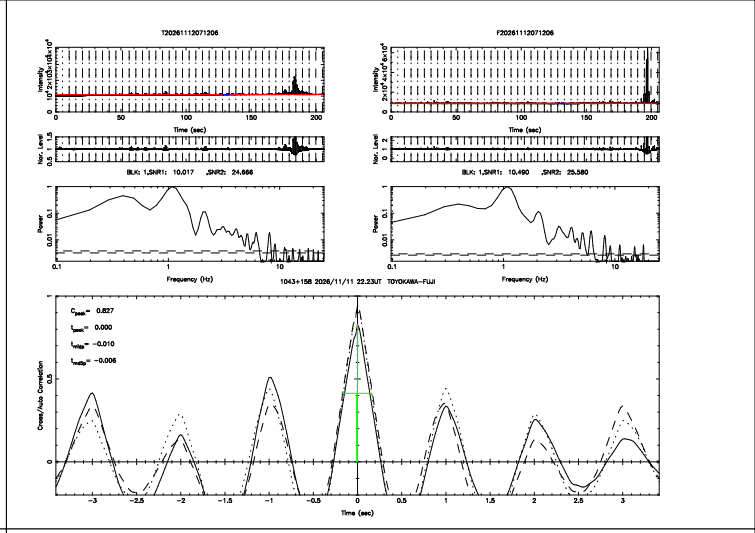
T20261112071206
F20261112071206
1043+158 2026/11/11 22.23UT TOYOKAWA-FUJI
C_peak= 0.827
t_peak= 0.000
t_edge= -0.010
t_centy= -0.006

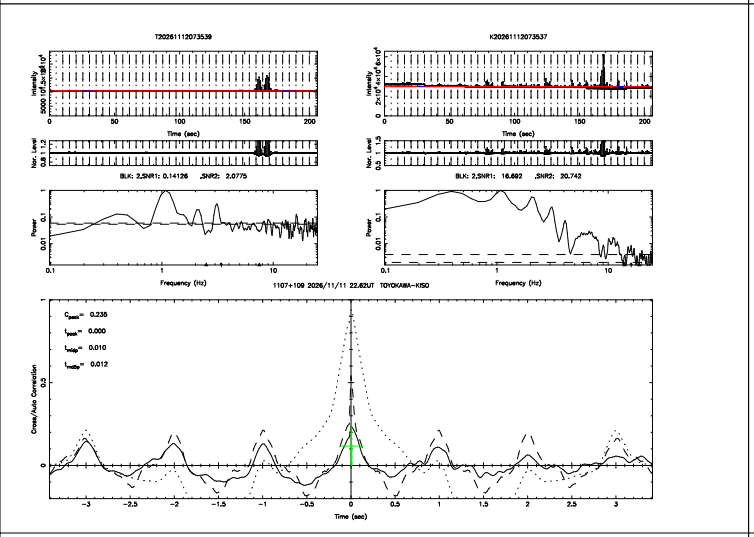
T20261112073539
K20261112073537
1107+109 2026/11/11 22.62UT TOYOKAWA-KISO
C_peak= 0.235
t_peak= 0.000
t_edge= 0.010
t_centy= 0.012

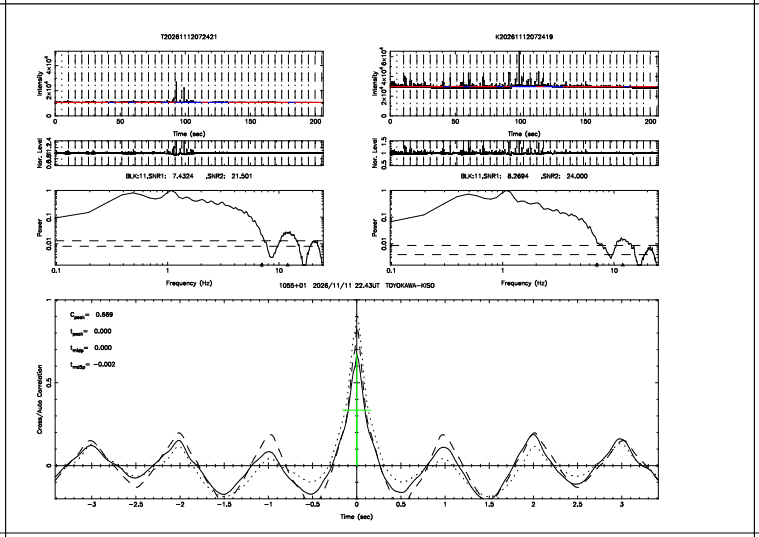
T20261112072421
K20261112072419
1055+01 2026/11/11 22.43UT TOYOKAWA-KISO
C_peak= 0.669
t_peak= 0.000
t_edge= 0.000
t_centy= -0.002

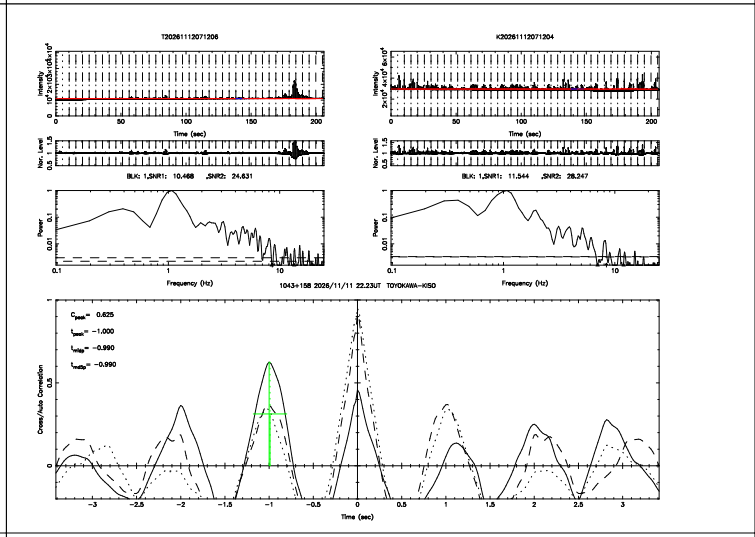
T20261112071206
K20261112071204
1043+158 2026/11/11 22.23UT TOYOKAWA-KISO
C_peak= 0.625
t_peak= -1.000
t_edge= -0.990
t_centy= -0.990

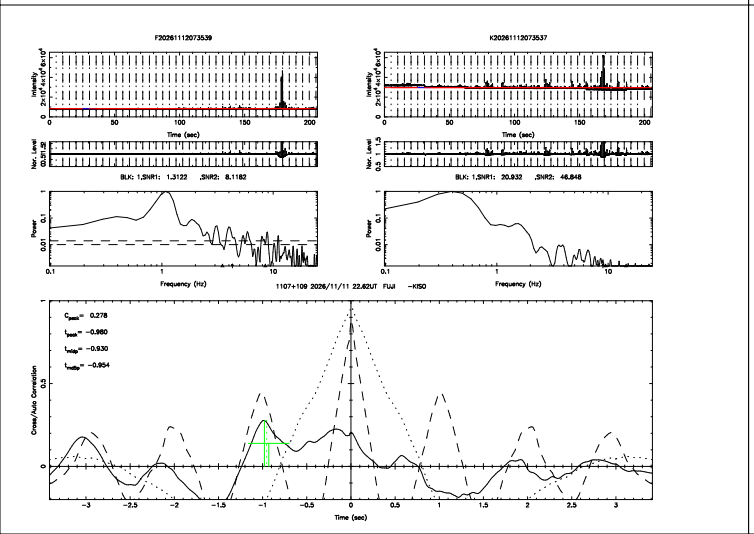
F20261112073539
K20261112073537
1107+109 2026/11/11 22.62UT FUJI -KISO
C_peak= 0.278
t_peak= -0.980
t_edge= -0.930
t_centy= -0.954

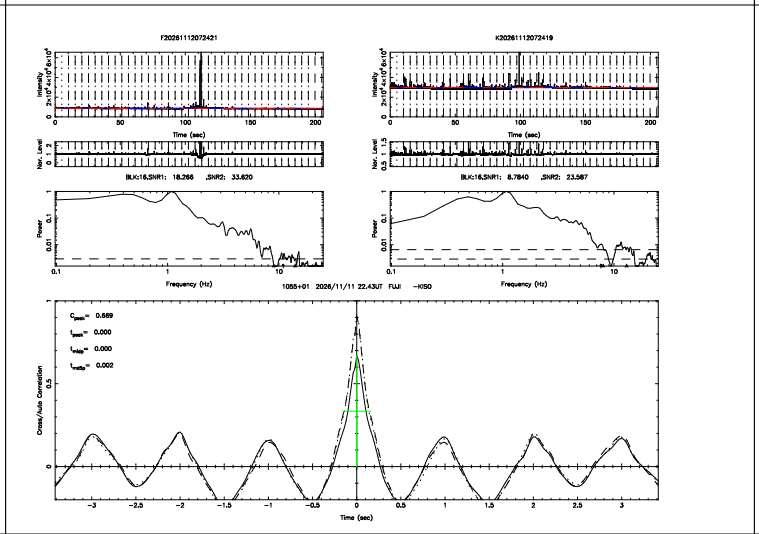
F20261112072421
K20261112072419
1055+01 2026/11/11 22.43UT FUJI -KISO
C_peak= 0.669
t_peak= 0.000
t_edge= 0.000
t_centy= 0.002

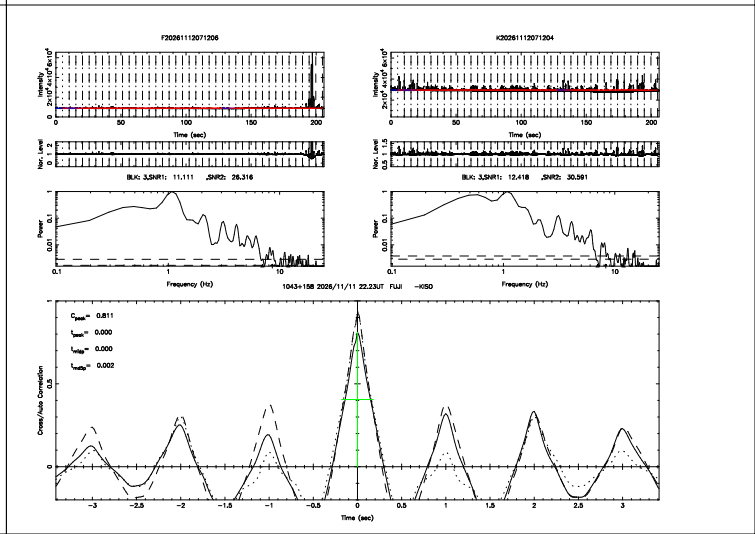
F20261112071206
K20261112071204
1043+158 2026/11/11 22.23UT FUJI -KISO
C_peak= 0.811
t_peak= 0.000
t_edge= 0.000
t_centy= 0.002

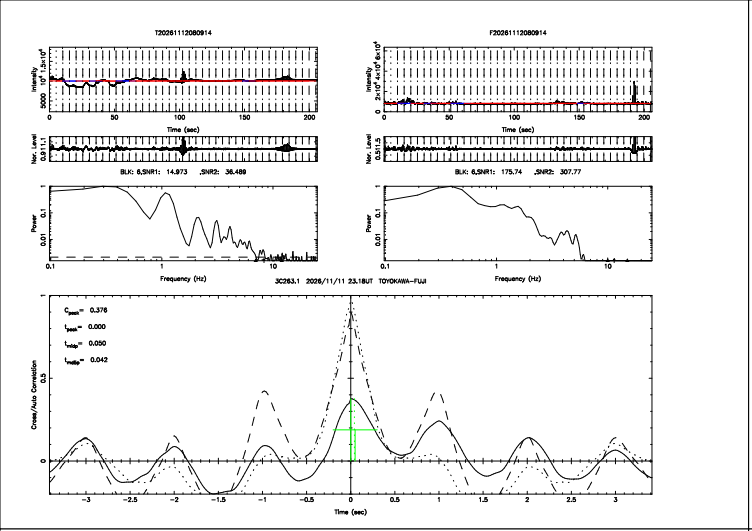
T20261112080914
F20261112080914
BLK: 6,SNR1: 14.873 ,SNR2: 36.489
BLK: 6,SNR1: 175.74 ,SNR2: 307.77
3C263.1 2026/11/11 23.18UT TOYOKAWA-FUJI
C_peak= 0.376
t_peak= 0.000
t_ridge= 0.050
t_valley= 0.042
Time (sec)
Frequency (Hz)
Cross/Auto Correlation

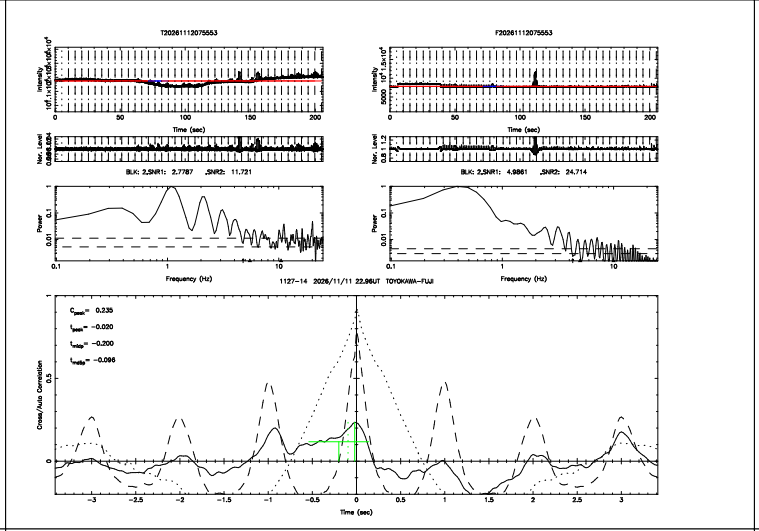
T20261112075553
F20261112075553
BLK: 2,SNR1: 2.7787 ,SNR2: 11.721
BLK: 2,SNR1: 4.9861 ,SNR2: 24.714
1127-14 2026/11/11 22.96UT TOYOKAWA-FUJI
C_peak= 0.235
t_peak= -0.020
t_ridge= -0.200
t_valley= -0.096
Time (sec)
Frequency (Hz)
Cross/Auto Correlation

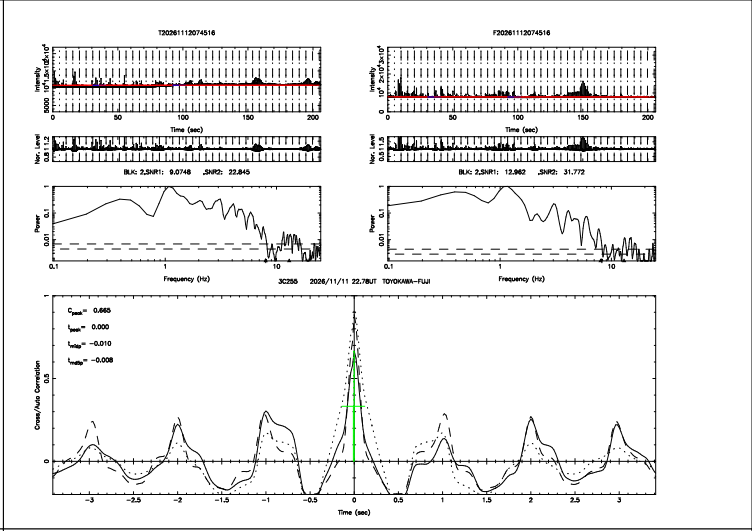
T20261112074516
F20261112074516
BLK: 2,SNR1: 9.0748 ,SNR2: 22.845
BLK: 2,SNR1: 12.962 ,SNR2: 31.772
3C255 2026/11/11 22.78UT TOYOKAWA-FUJI
C_peak= 0.665
t_peak= 0.000
t_ridge= -0.010
t_valley= -0.008
Time (sec)
Frequency (Hz)
Cross/Auto Correlation

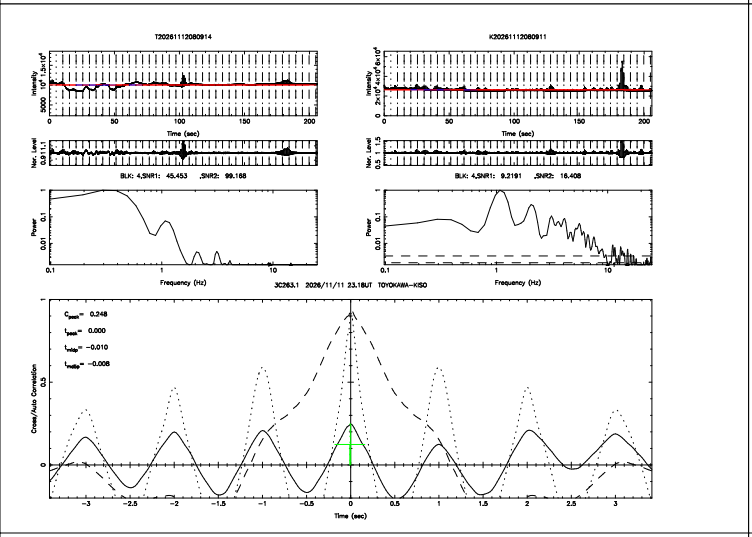
T20261112080914
K20261112080911
BLK: 4,SNR1: 45.453 ,SNR2: 99.168
BLK: 4,SNR1: 9.2191 ,SNR2: 16.408
3C263.1 2026/11/11 23.18UT TOYOKAWA-KISO
C_peak= 0.248
t_peak= 0.000
t_ridge= -0.010
t_valley= -0.008
Time (sec)
Frequency (Hz)
Cross/Auto Correlation

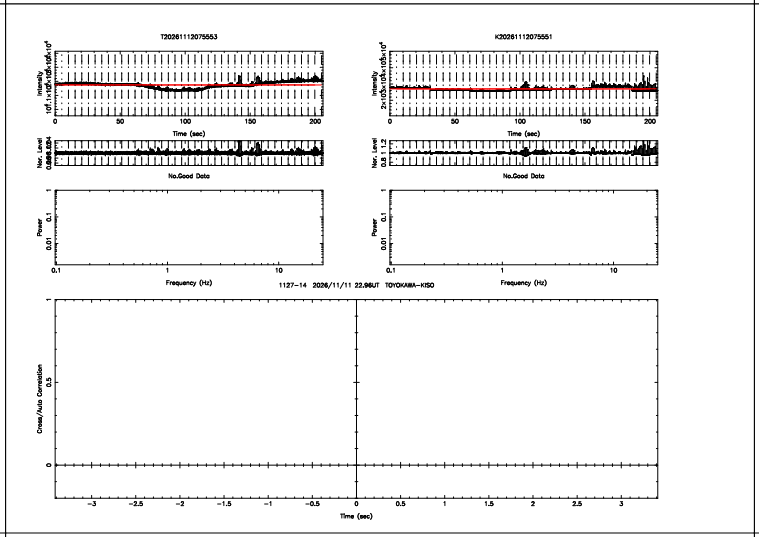
T20261112075553
K20261112075551
No.Good Data
No.Good Data
1127-14 2026/11/11 22.96UT TOYOKAWA-KISO
Time (sec)
Frequency (Hz)
Cross/Auto Correlation

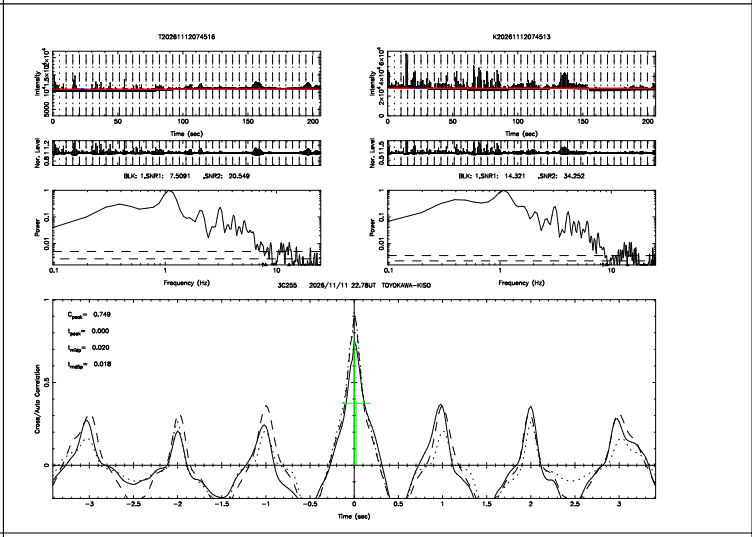
T20261112074516
K20261112074513
BLK: 1,SNR1: 7.5091 ,SNR2: 20.549
BLK: 1,SNR1: 14.321 ,SNR2: 34.252
3C255 2026/11/11 22.78UT TOYOKAWA-KISO
C_peak= 0.749
t_peak= 0.000
t_ridge= 0.020
t_valley= 0.018
Time (sec)
Frequency (Hz)
Cross/Auto Correlation

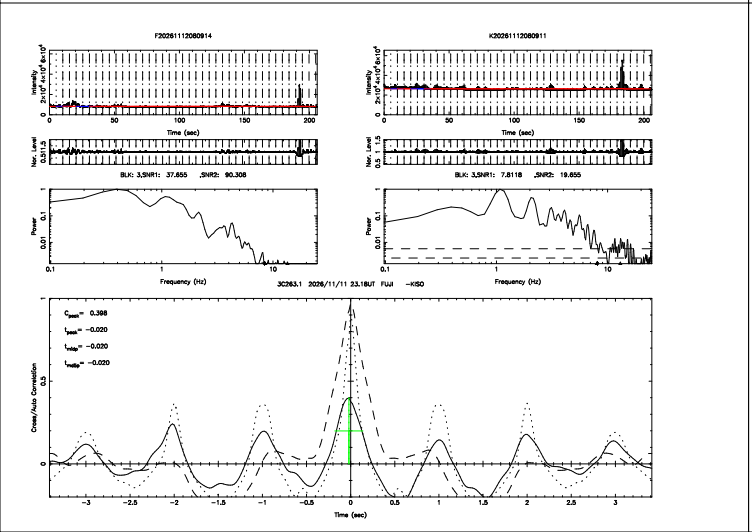
F20261112080914
K20261112080911
BLK: 3,SNR1: 37.855 ,SNR2: 90.308
BLK: 3,SNR1: 7.8118 ,SNR2: 19.655
3C263.1 2026/11/11 23.18UT FUJI -KISO
C_peak= 0.398
t_peak= -0.020
t_ridge= -0.020
t_valley= -0.020
Time (sec)
Frequency (Hz)
Cross/Auto Correlation

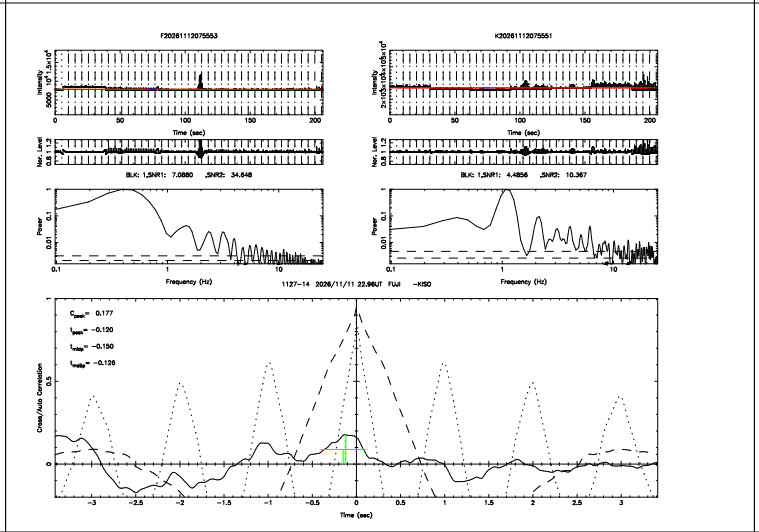
F20261112075553
K20261112075551
BLK: 1,SNR1: 7.0880 ,SNR2: 34.648
BLK: 1,SNR1: 4.4856 ,SNR2: 10.367
1127-14 2026/11/11 22.96UT FUJI -KISO
C_peak= 0.177
t_peak= -0.120
t_ridge= -0.150
t_valley= -0.126
Time (sec)
Frequency (Hz)
Cross/Auto Correlation

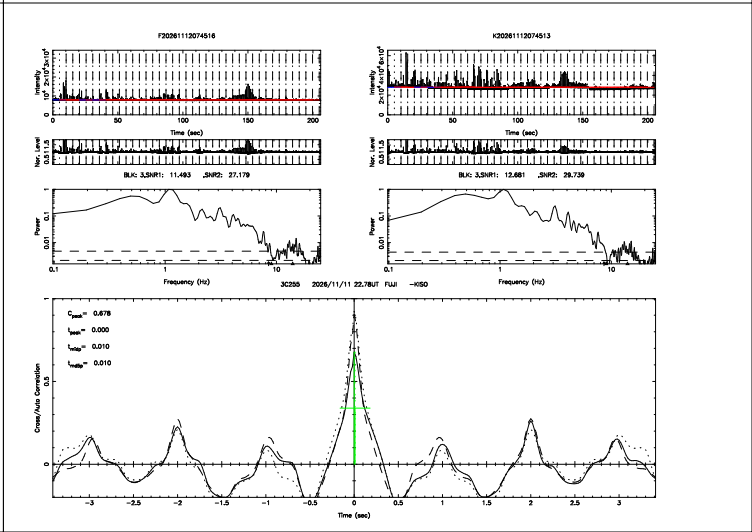
F20261112074516
K20261112074513
BLK: 3,SNR1: 11.493 ,SNR2: 27.179
BLK: 3,SNR1: 12.681 ,SNR2: 29.739
3C255 2026/11/11 22.78UT FUJI -KISO
C_peak= 0.678
t_peak= 0.000
t_ridge= 0.010
t_valley= 0.010
Time (sec)
Frequency (Hz)
Cross/Auto Correlation

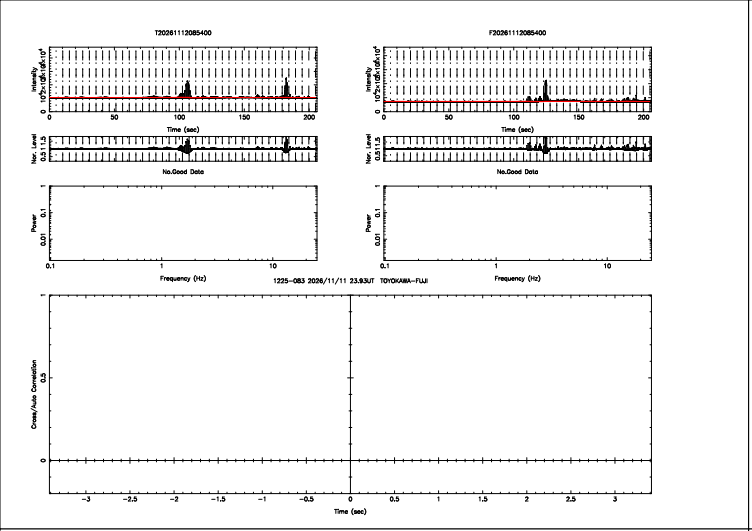
T20261112085400
F20261112085400
No.Good Data
No.Good Data
1225-083 2026/11/11 23.93UT TOYOKAWA-FUJI

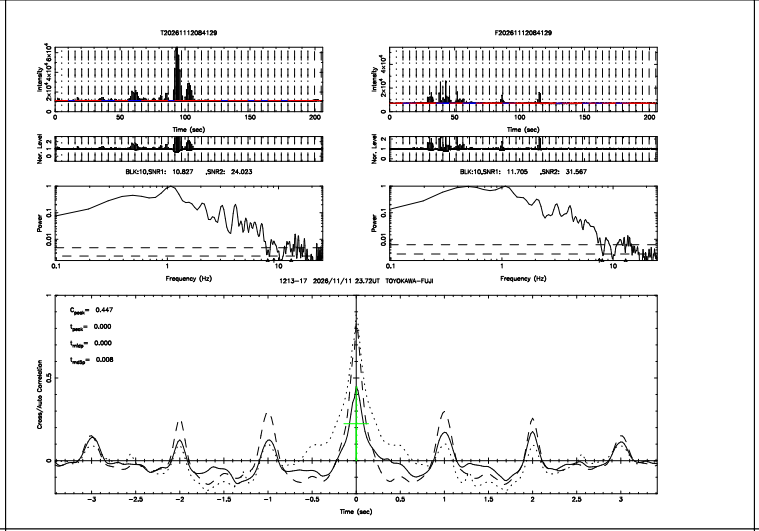
T20261112084129
F20261112084129
BLK:10,SNR1: 10.827 ,SNR2: 24.023
BLK:10,SNR1: 11.705 ,SNR2: 31.567
1213-17 2026/11/11 23.72UT TOYOKAWA-FUJI
C_peak= 0.447
t_peak= 0.000
t_rise= 0.000
t_fall= 0.008

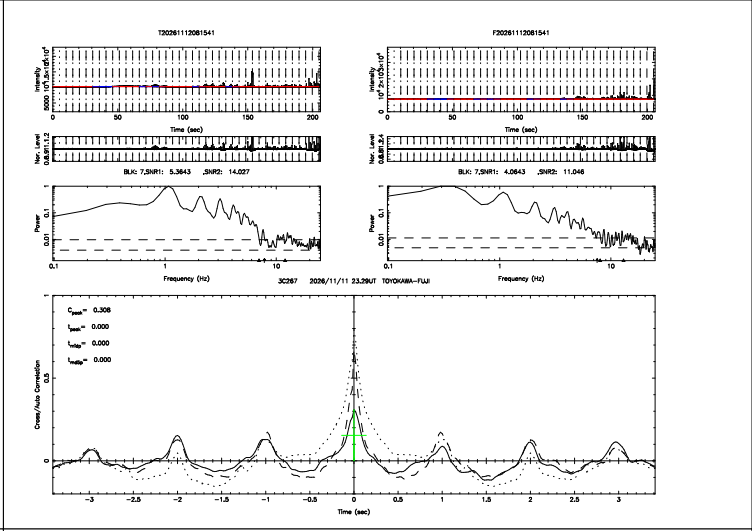
T20261112081541
F20261112081541
BLK: 7,SNR1: 5.3643 ,SNR2: 14.027
BLK: 7,SNR1: 4.0643 ,SNR2: 11.046
3C267 2026/11/11 23.29UT TOYOKAWA-FUJI
C_peak= 0.306
t_peak= 0.000
t_rise= 0.000
t_fall= 0.000

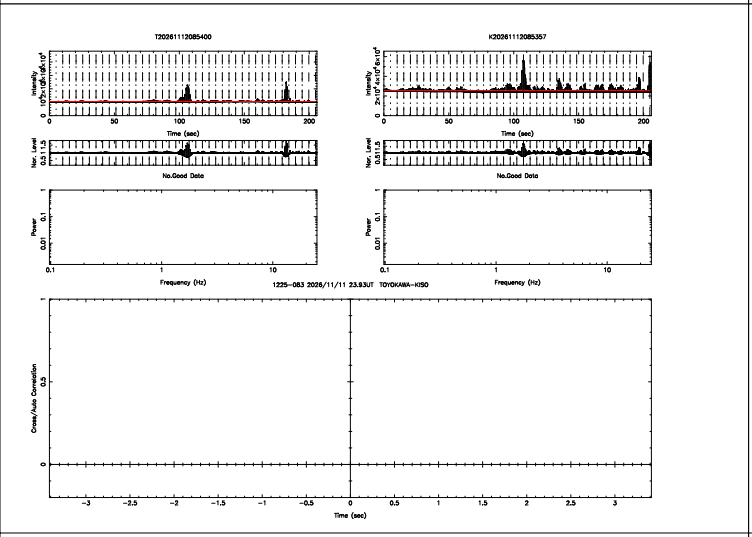
T20261112085400
K20261112085357
No.Good Data
No.Good Data
1225-083 2026/11/11 23.93UT TOYOKAWA-KISO

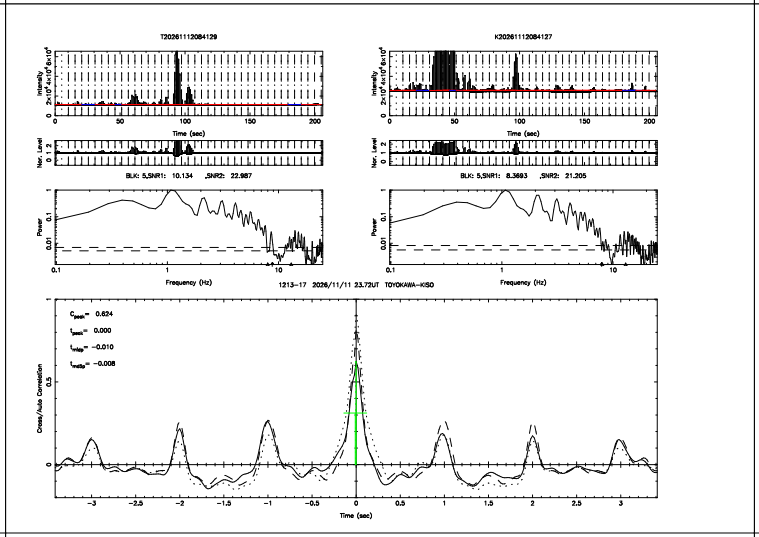
T20261112084129
K20261112084127
BLK: 5,SNR1: 10.134 ,SNR2: 22.987
BLK: 5,SNR1: 8.3693 ,SNR2: 21.205
1213-17 2026/11/11 23.72UT TOYOKAWA-KISO
C_peak= 0.624
t_peak= 0.000
t_rise= -0.010
t_fall= -0.008

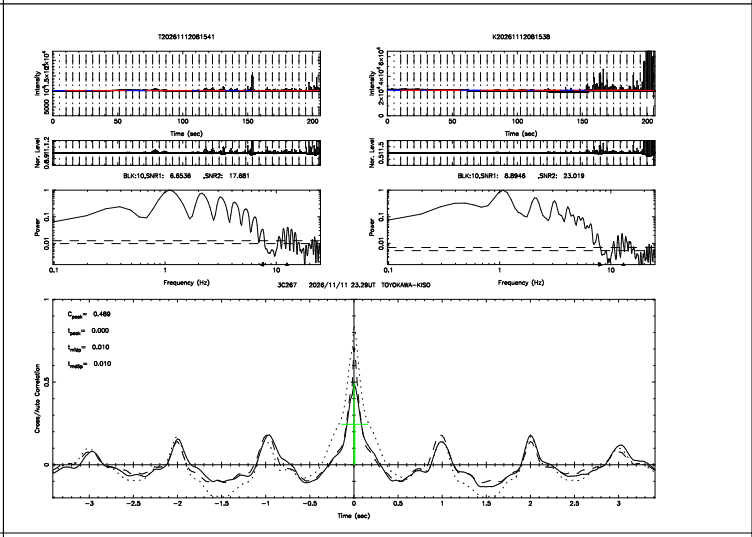
T20261112081541
K20261112081538
BLK:10,SNR1: 6.6536 ,SNR2: 17.681
BLK:10,SNR1: 8.8946 ,SNR2: 23.019
3C267 2026/11/11 23.29UT TOYOKAWA-KISO
C_peak= 0.489
t_peak= 0.000
t_rise= 0.010
t_fall= 0.010

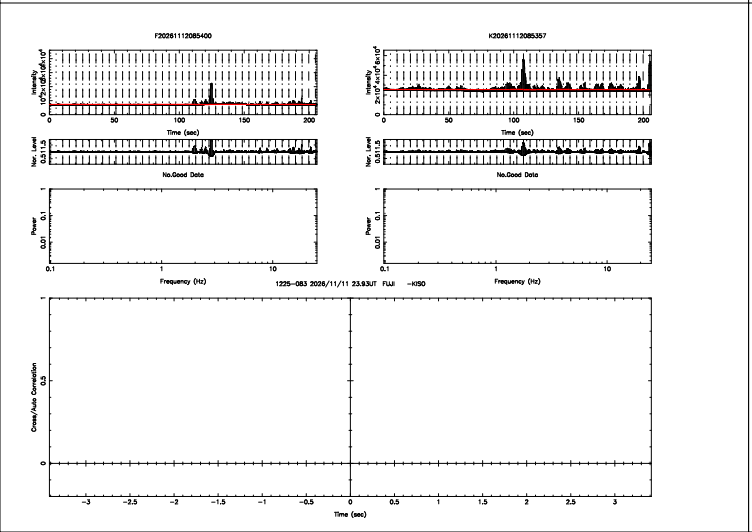
F20261112085400
K20261112085357
No.Good Data
No.Good Data
1225-083 2026/11/11 23.93UT FUJI -KISO

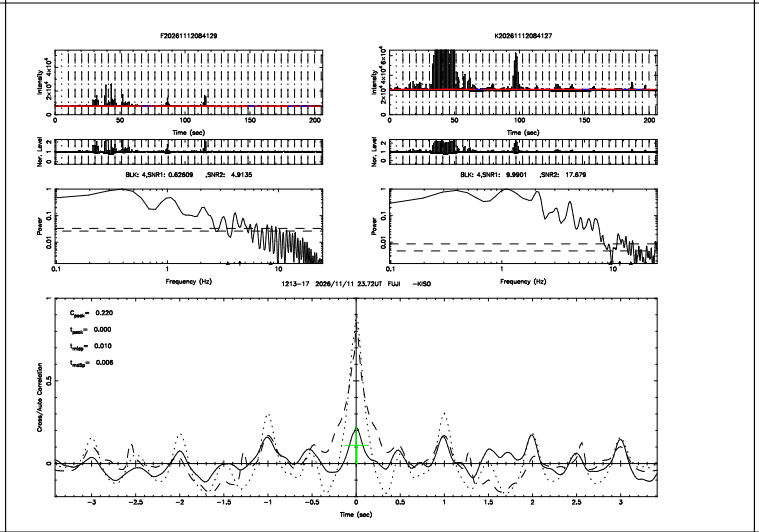
F20261112084129
K20261112084127
BLK: 4,SNR1: 0.62609 ,SNR2: 4.9135
BLK: 4,SNR1: 9.9901 ,SNR2: 17.679
1213-17 2026/11/11 23.72UT FUJI -KISO
C_peak= 0.220
t_peak= 0.000
t_rise= 0.010
t_fall= 0.006

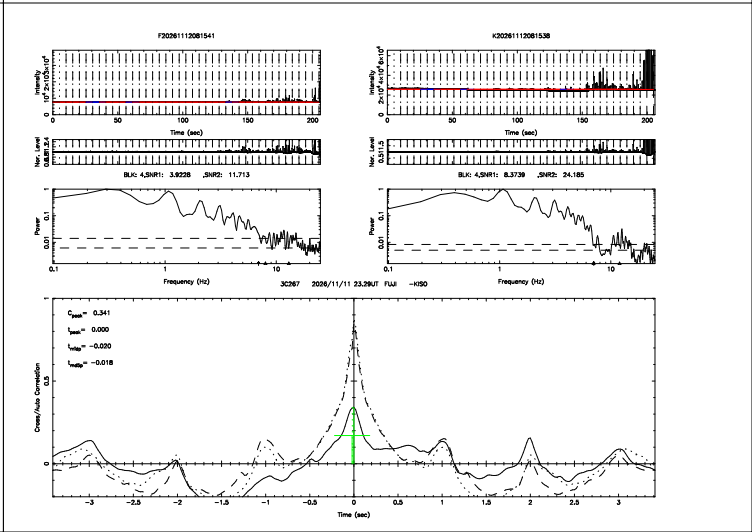
F20261112081541
K20261112081538
BLK: 4,SNR1: 3.9228 ,SNR2: 11.713
BLK: 4,SNR1: 8.3739 ,SNR2: 24.185
3C267 2026/11/11 23.29UT FUJI -KISO
C_peak= 0.341
t_peak= 0.000
t_rise= -0.020
t_fall= -0.018

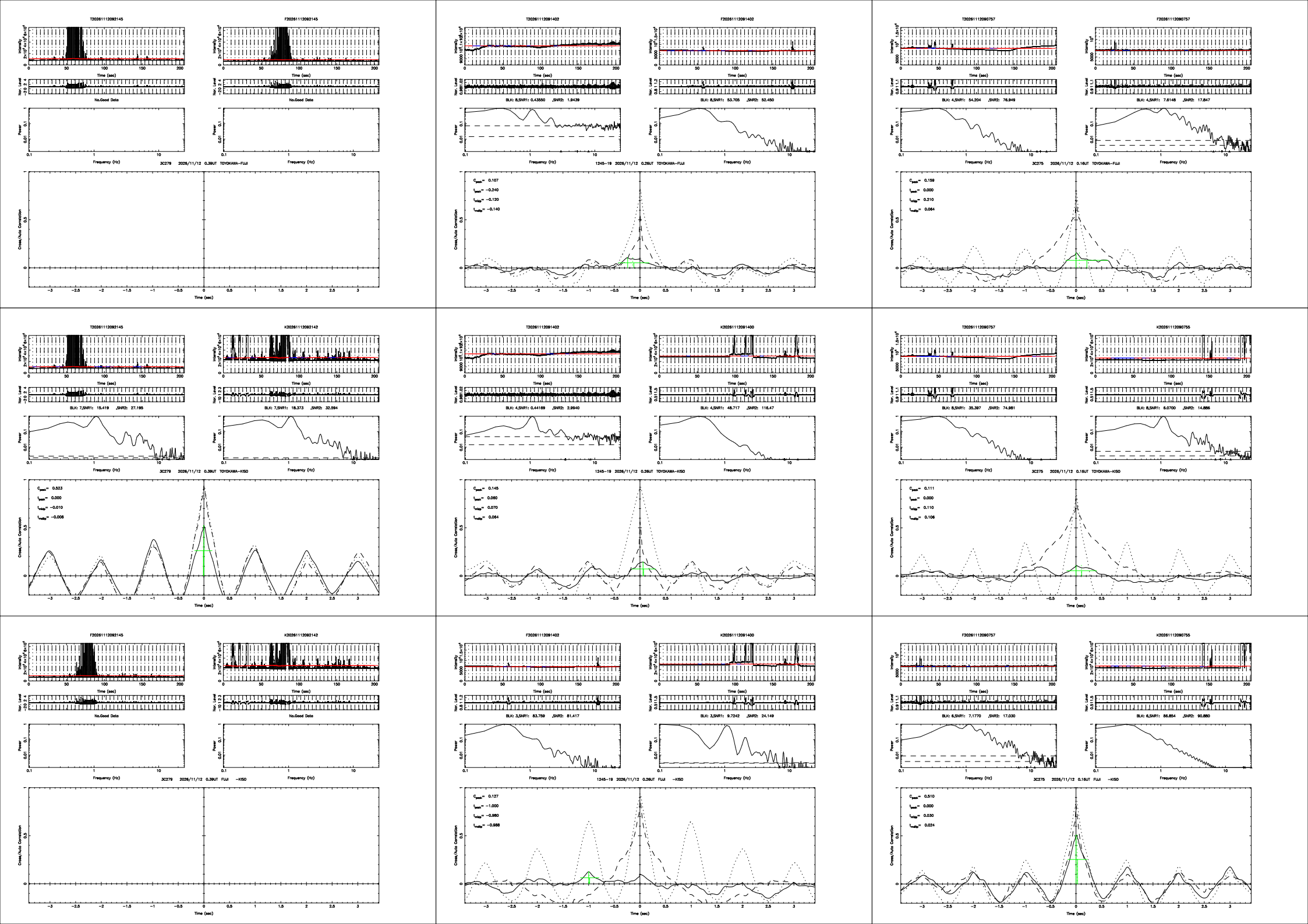
T20261112092145
F20261112092145
No.Good Data
3C279 2026/11/12 0.39UT TOYOKAWA-FUJI
T20261112091402
F20261112091402
BLK: 8,SNR1: 0.43550 ,SNR2: 1.9439
BLK: 8,SNR1: 53.705 ,SNR2: 52.450
1245-19 2026/11/12 0.26UT TOYOKAWA-FUJI
C_peak= 0.107
t_peak= -0.240
t_edge= -0.120
t_edge= -0.140
T20261112090757
F20261112090757
BLK: 4,SNR1: 54.204 ,SNR2: 76.949
BLK: 4,SNR1: 7.6148 ,SNR2: 17.847
3C275 2026/11/12 0.16UT TOYOKAWA-FUJI
C_peak= 0.159
t_peak= 0.000
t_edge= 0.210
t_edge= 0.064
T20261112092145
K20261112092142
BLK: 7,SNR1: 18.419 ,SNR2: 27.195
BLK: 7,SNR1: 18.373 ,SNR2: 32.594
3C279 2026/11/12 0.39UT TOYOKAWA-KISO
C_peak= 0.523
t_peak= 0.000
t_edge= -0.010
t_edge= -0.008
T20261112091402
K20261112091400
BLK: 4,SNR1: 0.44169 ,SNR2: 2.9940
BLK: 4,SNR1: 48.717 ,SNR2: 116.47
1245-19 2026/11/12 0.26UT TOYOKAWA-KISO
C_peak= 0.145
t_peak= 0.060
t_edge= 0.070
t_edge= 0.064
T20261112090757
K20261112090755
BLK: 8,SNR1: 35.397 ,SNR2: 74.961
BLK: 8,SNR1: 8.0700 ,SNR2: 14.886
3C275 2026/11/12 0.16UT TOYOKAWA-KISO
C_peak= 0.111
t_peak= 0.000
t_edge= 0.110
t_edge= 0.106
F20261112092145
K20261112092142
No.Good Data
3C279 2026/11/12 0.39UT FUJI -KISO
F20261112091402
K20261112091400
BLK: 3,SNR1: 83.759 ,SNR2: 81.417
BLK: 3,SNR1: 9.7242 ,SNR2: 24.149
1245-19 2026/11/12 0.26UT FUJI -KISO
C_peak= 0.127
t_peak= -1.000
t_edge= -0.980
t_edge= -0.988
F20261112090757
K20261112090755
BLK: 6,SNR1: 7.1770 ,SNR2: 17.030
BLK: 6,SNR1: 86.854 ,SNR2: 90.880
3C275 2026/11/12 0.16UT FUJI -KISO
C_peak= 0.510
t_peak= 0.000
t_edge= 0.030
t_edge= 0.024

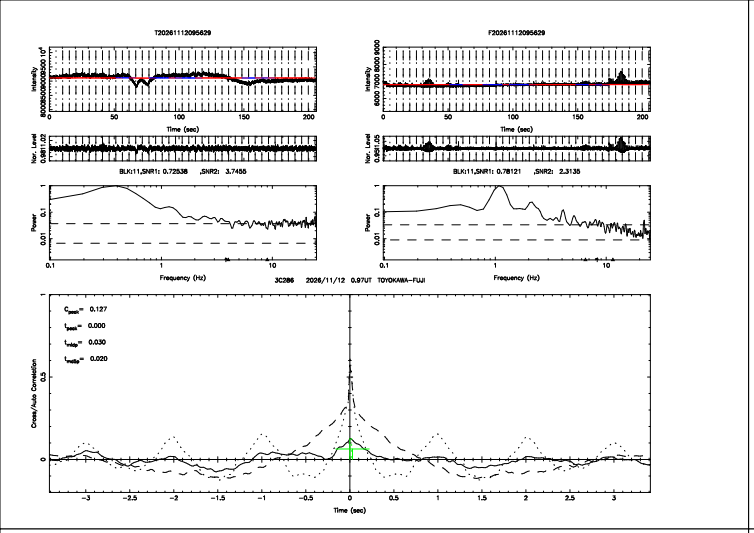
T20261112095629
F20261112095629
BLK=11,SNR1= 0.72538 ,SNR2= 3.7455
BLK=11,SNR1= 0.78121 ,SNR2= 2.3135
3C286 2026/11/12 0.97UT TOYOKAWA-FUJI
C_{peak}= 0.127
t_{peak}= 0.000
t_{rise}= 0.030
t_{fall}= 0.020

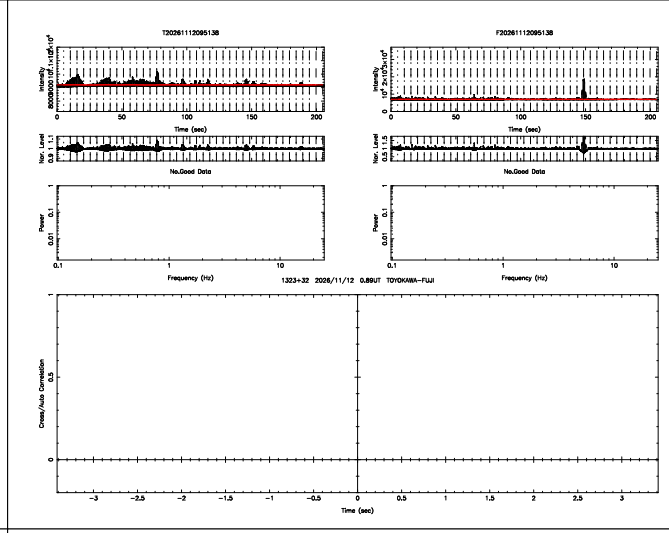
T20261112095138
F20261112095138
No.Good Data
No.Good Data
1323+32 2026/11/12 0.89UT TOYOKAWA-FUJI

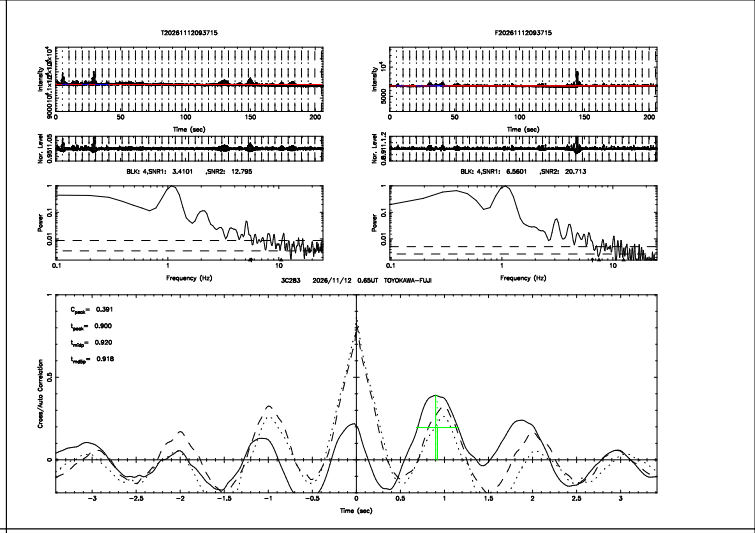
T20261112093715
F20261112093715
BLK= 4,SNR1= 3.4101 ,SNR2= 12.795
BLK= 4,SNR1= 8.5601 ,SNR2= 20.713
3C283 2026/11/12 0.85UT TOYOKAWA-FUJI
C_{peak}= 0.391
t_{peak}= 0.900
t_{rise}= 0.920
t_{fall}= 0.918

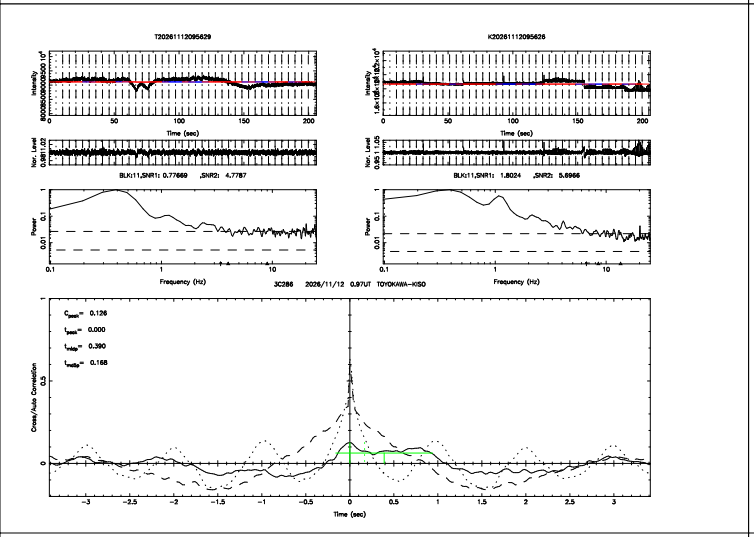
T20261112095629
K20261112095626
BLK=11,SNR1= 0.77669 ,SNR2= 4.7787
BLK=11,SNR1= 1.8024 ,SNR2= 5.6966
3C286 2026/11/12 0.97UT TOYOKAWA-KISO
C_{peak}= 0.126
t_{peak}= 0.000
t_{rise}= 0.390
t_{fall}= 0.168

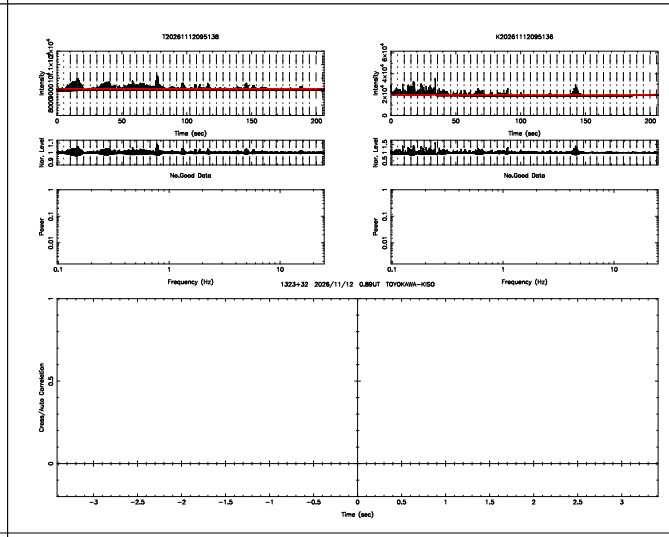
T20261112095138
K20261112095136
No.Good Data
No.Good Data
1323+32 2026/11/12 0.89UT TOYOKAWA-KISO

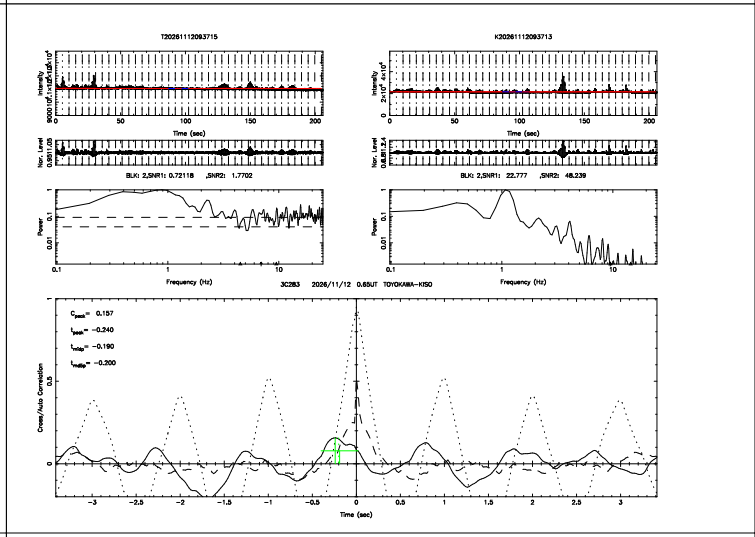
T20261112093715
K20261112093713
BLK= 2,SNR1= 0.72118 ,SNR2= 1.7702
BLK= 2,SNR1= 22.777 ,SNR2= 48.239
3C283 2026/11/12 0.85UT TOYOKAWA-KISO
C_{peak}= 0.157
t_{peak}= -0.240
t_{rise}= -0.190
t_{fall}= -0.200

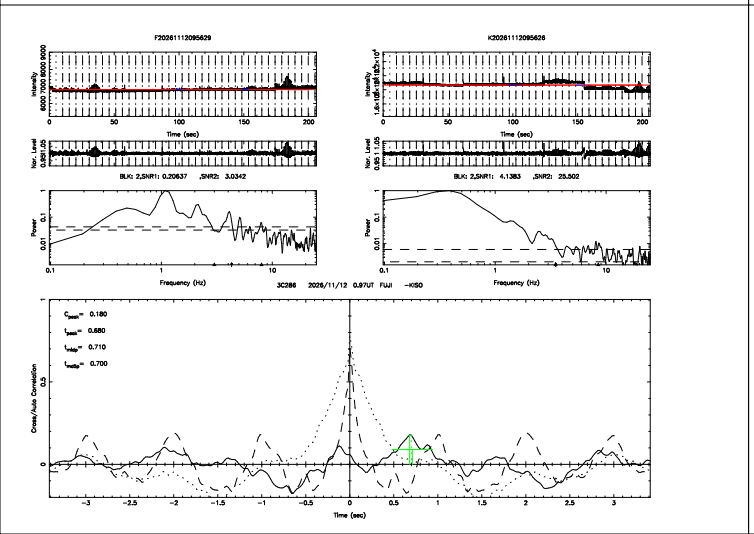
F20261112095629
K20261112095626
BLK= 2,SNR1= 0.20637 ,SNR2= 3.0342
BLK= 2,SNR1= 4.1383 ,SNR2= 25.502
3C286 2026/11/12 0.97UT FUJI -KISO
C_{peak}= 0.180
t_{peak}= 0.680
t_{rise}= 0.710
t_{fall}= 0.700

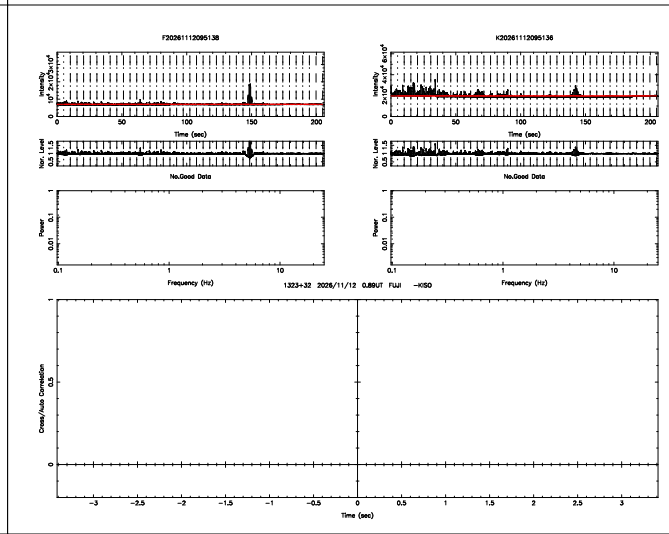
F20261112095138
K20261112095136
No.Good Data
No.Good Data
1323+32 2026/11/12 0.89UT FUJI -KISO

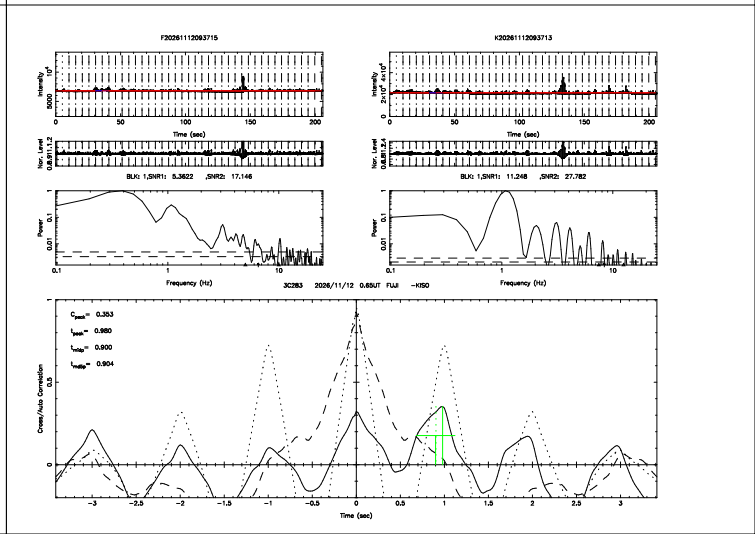
F20261112093715
K20261112093713
BLK= 1,SNR1= 5.3622 ,SNR2= 17.146
BLK= 1,SNR1= 11.248 ,SNR2= 27.782
3C283 2026/11/12 0.85UT FUJI -KISO
C_{peak}= 0.353
t_{peak}= 0.980
t_{rise}= 0.900
t_{fall}= 0.904

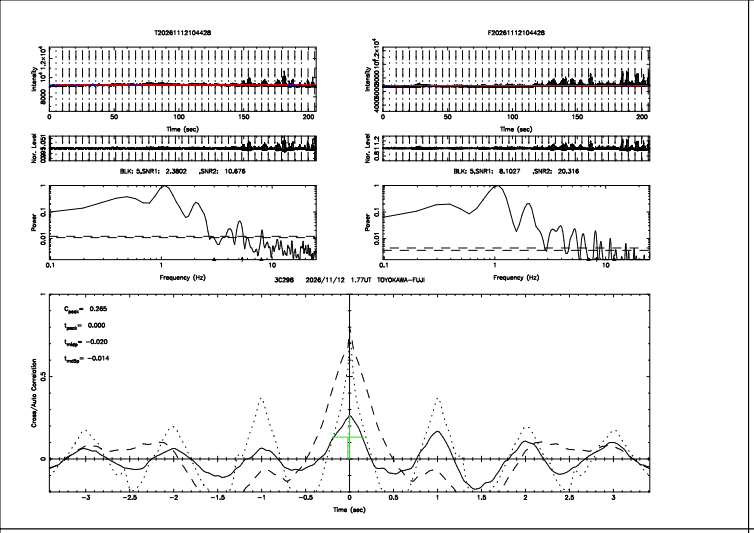
T20261112104428
F20261112104426
BLK: 5,SNR1: 2.3802 ,SNR2: 10.676
BLK: 5,SNR1: 8.1027 ,SNR2: 20.316
3C298 2026/11/12 1.77UT TOYOKAWA-FUJI
C_peak= 0.365
t_peak= 0.000
t_edge= -0.020
t_edge= -0.014

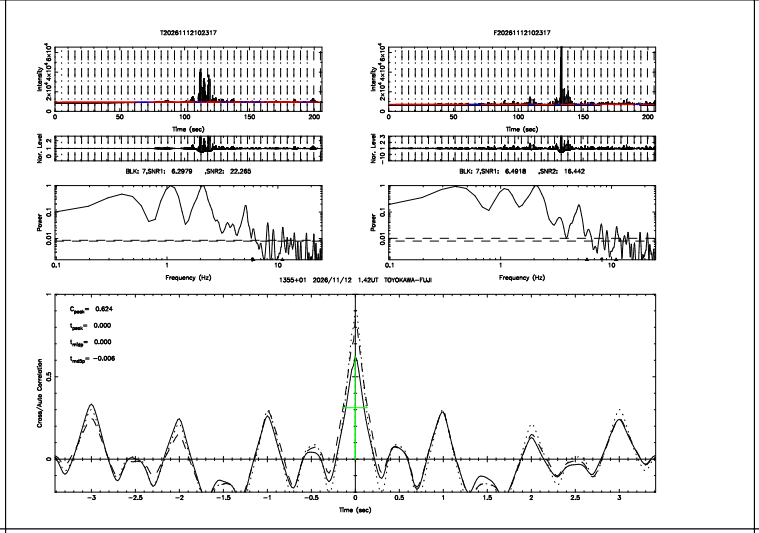
T20261112102317
F20261112102317
BLK: 7,SNR1: 6.2979 ,SNR2: 22.265
BLK: 7,SNR1: 6.4918 ,SNR2: 16.442
1355+01 2026/11/12 1.42UT TOYOKAWA-FUJI
C_peak= 0.624
t_peak= 0.000
t_edge= 0.000
t_edge= -0.006

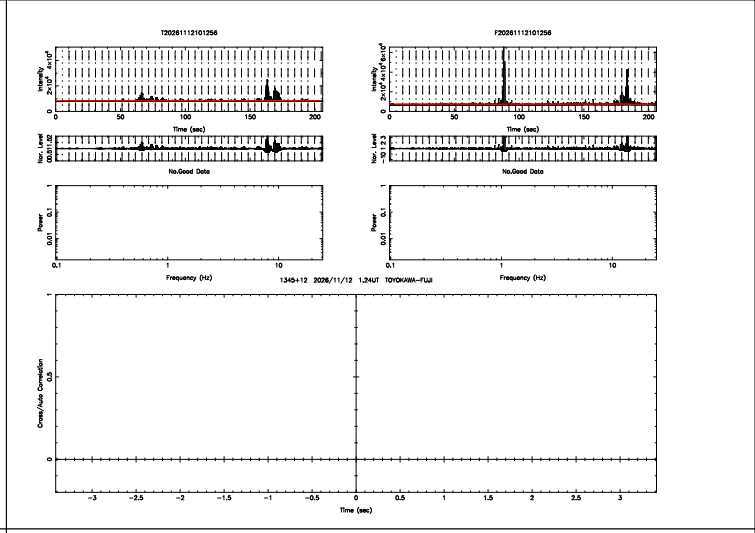
T20261112101256
F20261112101256
No.Good Data
No.Good Data
1345+12 2026/11/12 1.24UT TOYOKAWA-FUJI

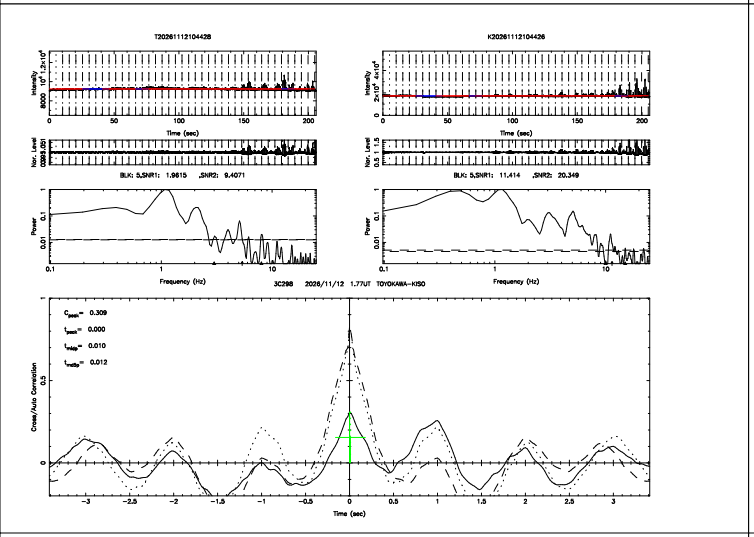
T20261112104428
K20261112104426
BLK: 5,SNR1: 1.9615 ,SNR2: 9.4071
BLK: 5,SNR1: 11.414 ,SNR2: 20.349
3C298 2026/11/12 1.77UT TOYOKAWA-KISO
C_peak= 0.309
t_peak= 0.000
t_edge= 0.010
t_edge= 0.012

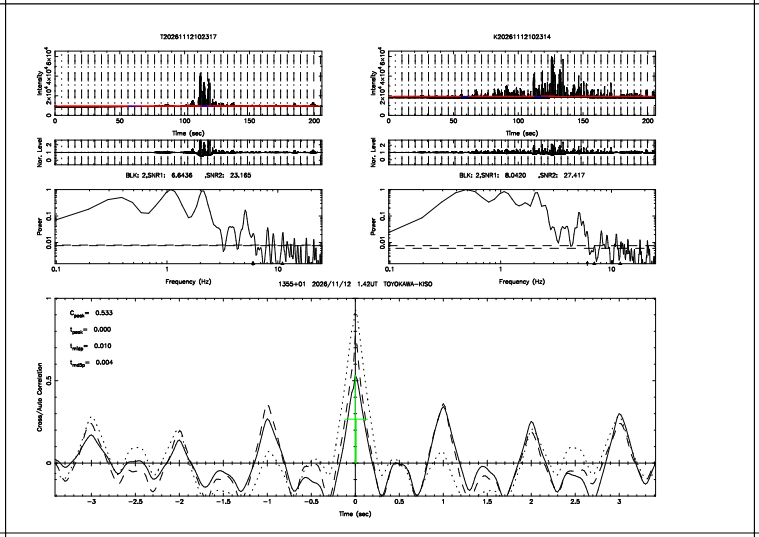
T20261112102317
K20261112102314
BLK: 2,SNR1: 6.6436 ,SNR2: 23.165
BLK: 2,SNR1: 8.0420 ,SNR2: 27.417
1355+01 2026/11/12 1.42UT TOYOKAWA-KISO
C_peak= 0.533
t_peak= 0.000
t_edge= 0.010
t_edge= 0.004

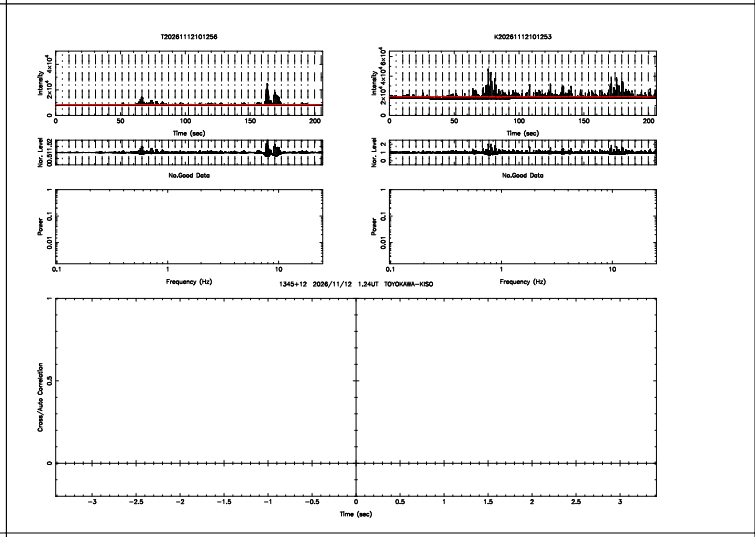
T20261112101256
K20261112101253
No.Good Data
No.Good Data
1345+12 2026/11/12 1.24UT TOYOKAWA-KISO

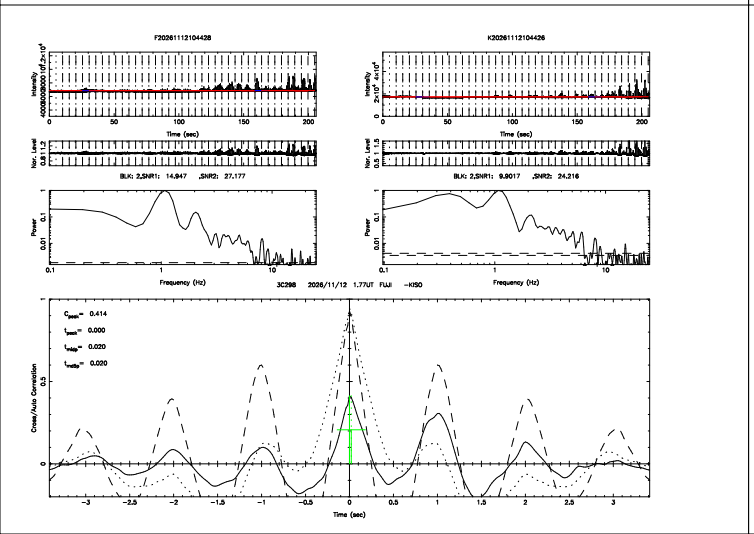
F20261112104428
K20261112104426
BLK: 2,SNR1: 14.947 ,SNR2: 27.177
BLK: 2,SNR1: 9.9017 ,SNR2: 24.216
3C298 2026/11/12 1.77UT FUJI -KISO
C_peak= 0.414
t_peak= 0.000
t_edge= 0.020
t_edge= 0.020

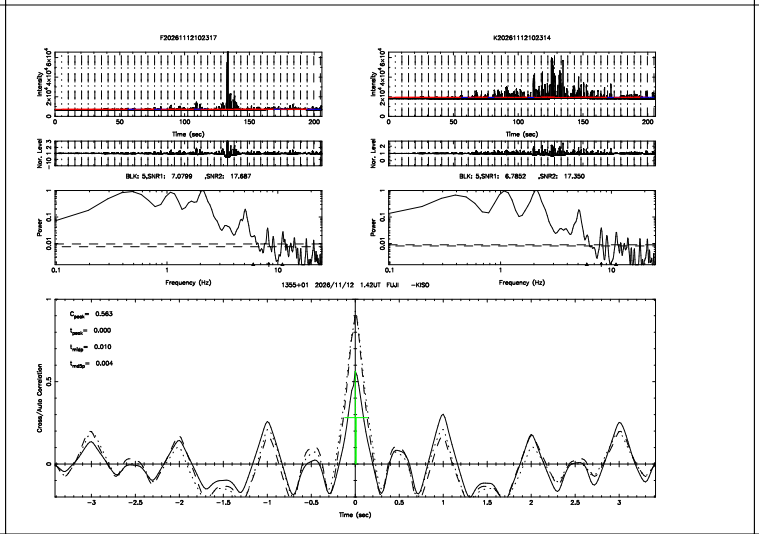
F20261112102317
K20261112102314
BLK: 5,SNR1: 7.0799 ,SNR2: 17.687
BLK: 5,SNR1: 6.7852 ,SNR2: 17.350
1355+01 2026/11/12 1.42UT FUJI -KISO
C_peak= 0.563
t_peak= 0.000
t_edge= 0.010
t_edge= 0.004

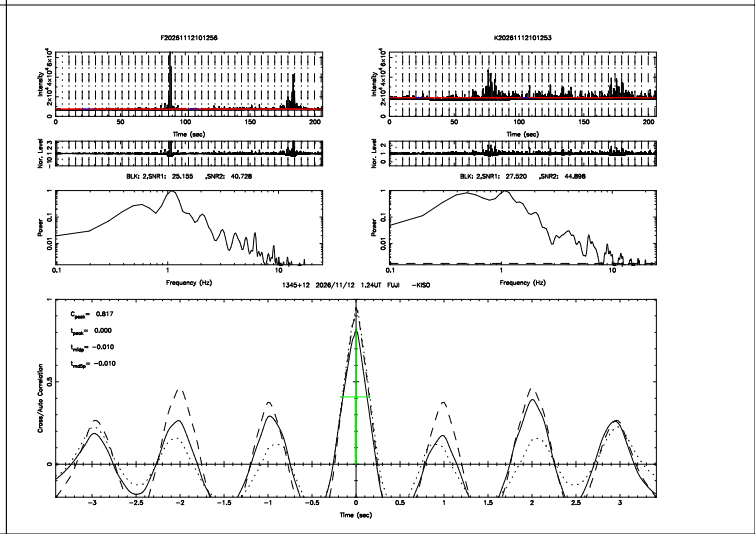
F20261112101256
K20261112101253
BLK: 2,SNR1: 25.155 ,SNR2: 40.728
BLK: 2,SNR1: 27.520 ,SNR2: 44.898
1345+12 2026/11/12 1.24UT FUJI -KISO
C_peak= 0.817
t_peak= 0.000
t_edge= -0.010
t_edge= -0.010

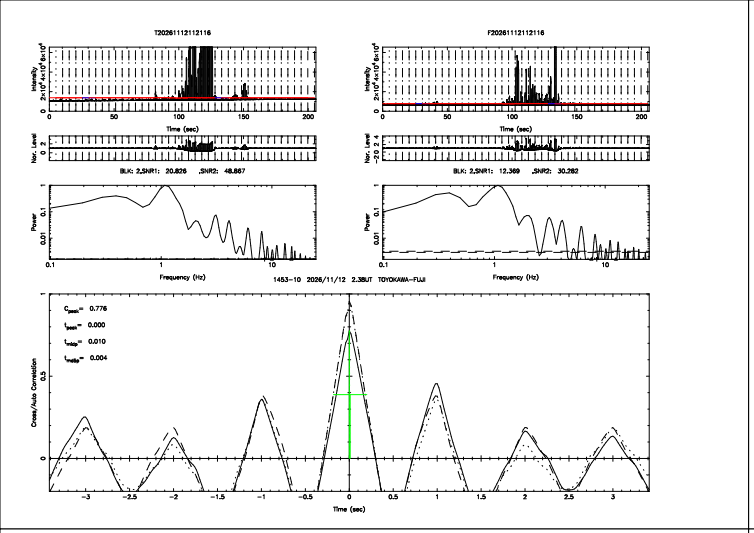
T20261112112116
F20261112112116
BLK: 2,SNR1: 20.826 ,SNR2: 48.867
BLK: 2,SNR1: 13.369 ,SNR2: 30.282
1453-10 2026/11/12 2.38UT TOYOKAWA-FUJI
C_{peak}= 0.776
t_{peak}= 0.000
t_{edge}= 0.010
t_{width}= 0.004
Cross/Auto Correlation
Time (sec)

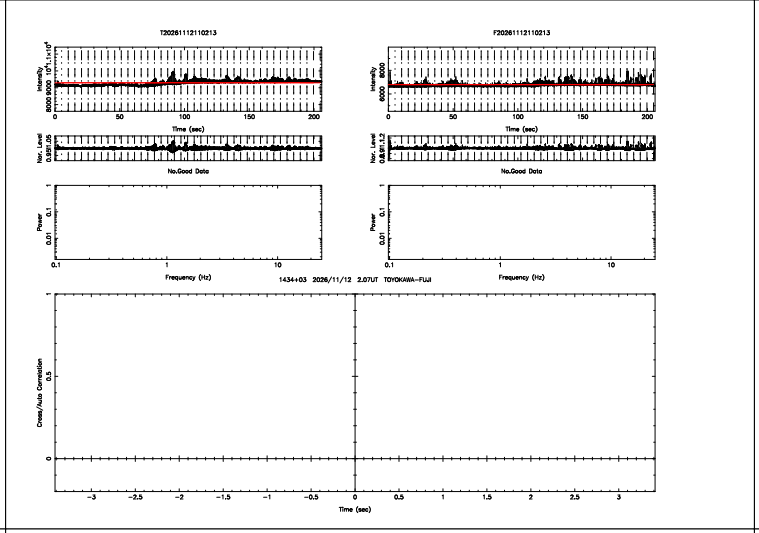
T20261112110213
F20261112110213
No.Good Data
No.Good Data
1434+03 2026/11/12 2.07UT TOYOKAWA-FUJI
Cross/Auto Correlation
Time (sec)

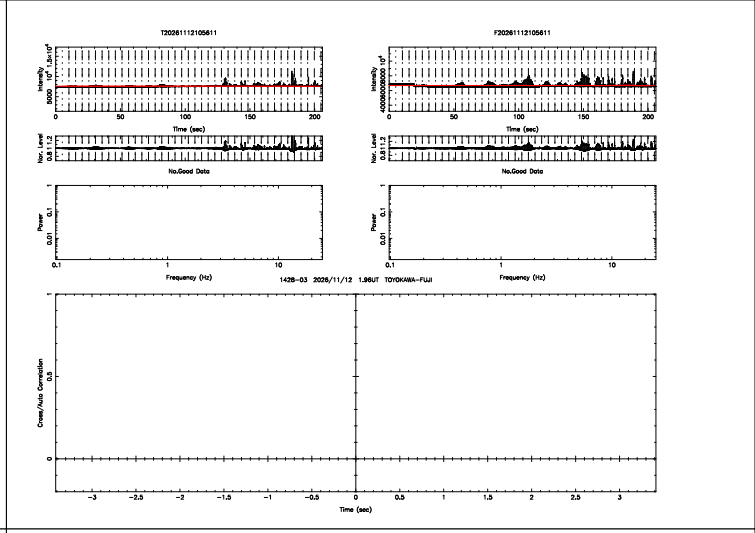
T20261112105611
F20261112105611
No.Good Data
No.Good Data
1428-03 2026/11/12 1.96UT TOYOKAWA-FUJI
Cross/Auto Correlation
Time (sec)

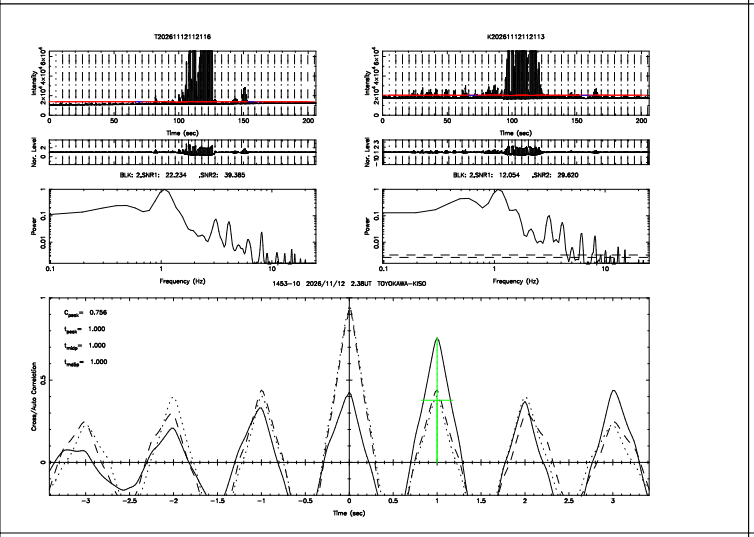
T20261112112116
K20261112112113
BLK: 2,SNR1: 22.234 ,SNR2: 39.385
BLK: 2,SNR1: 13.054 ,SNR2: 29.620
1453-10 2026/11/12 2.38UT TOYOKAWA-KISO
C_{peak}= 0.756
t_{peak}= 1.000
t_{edge}= 1.000
t_{width}= 1.000
Cross/Auto Correlation
Time (sec)

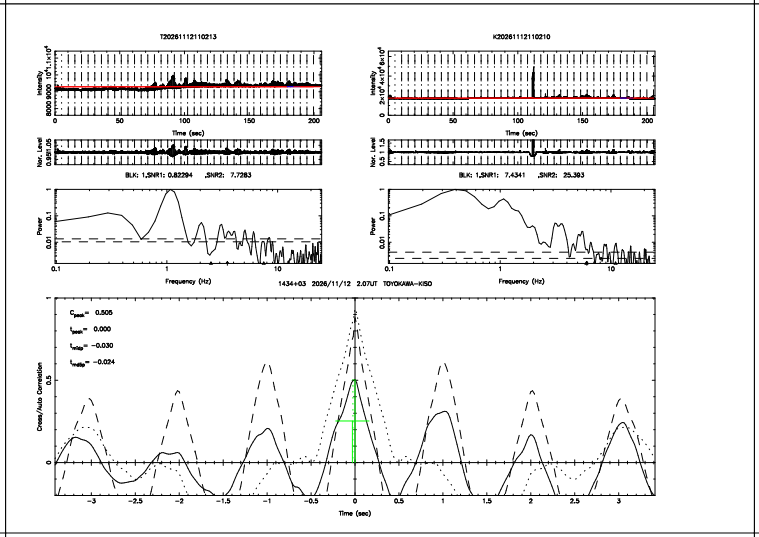
T20261112110213
K20261112110210
BLK: 1,SNR1: 0.82294 ,SNR2: 7.7263
BLK: 1,SNR1: 7.4341 ,SNR2: 25.393
1434+03 2026/11/12 2.07UT TOYOKAWA-KISO
C_{peak}= 0.505
t_{peak}= 0.000
t_{edge}= -0.030
t_{width}= -0.024
Cross/Auto Correlation
Time (sec)

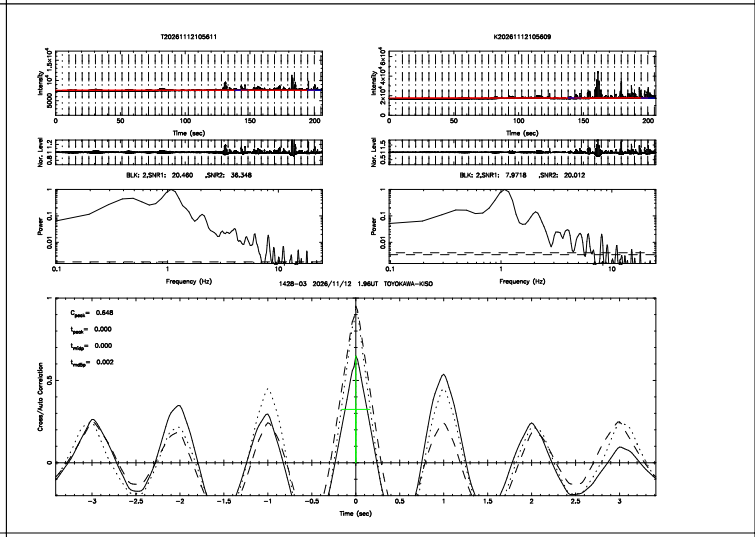
T20261112105611
K20261112105609
BLK: 2,SNR1: 20.460 ,SNR2: 36.348
BLK: 2,SNR1: 7.9718 ,SNR2: 20.012
1428-03 2026/11/12 1.96UT TOYOKAWA-KISO
C_{peak}= 0.548
t_{peak}= 0.000
t_{edge}= 0.000
t_{width}= 0.002
Cross/Auto Correlation
Time (sec)

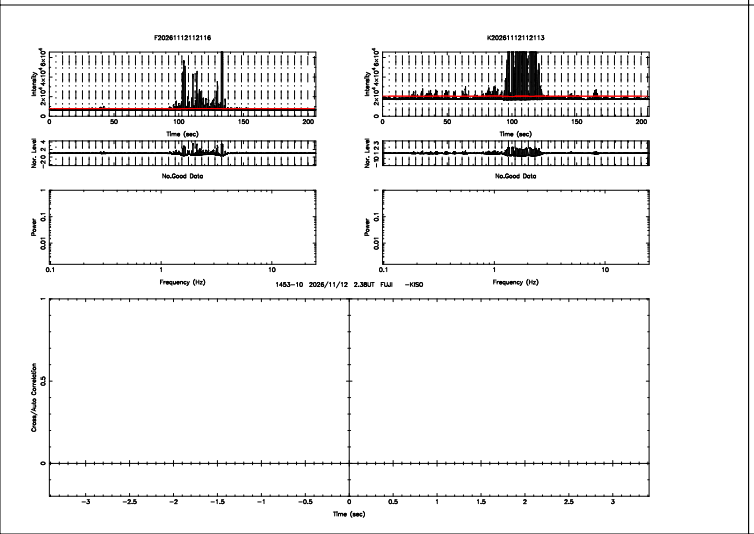
F20261112112116
K20261112112113
No.Good Data
No.Good Data
1453-10 2026/11/12 2.38UT FUJI -KISO
Cross/Auto Correlation
Time (sec)

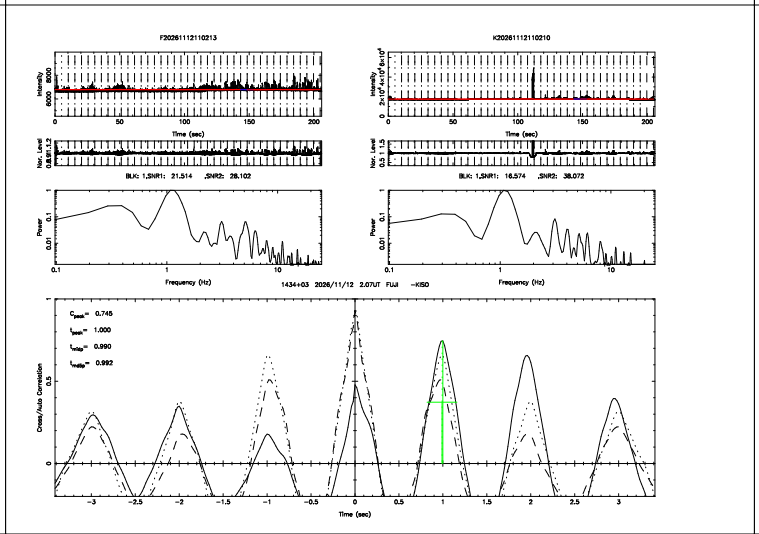
F20261112110213
K20261112110210
BLK: 1,SNR1: 21.514 ,SNR2: 28.102
BLK: 1,SNR1: 16.574 ,SNR2: 38.072
1434+03 2026/11/12 2.07UT FUJI -KISO
C_{peak}= 0.745
t_{peak}= 1.000
t_{edge}= 0.990
t_{width}= 0.992
Cross/Auto Correlation
Time (sec)

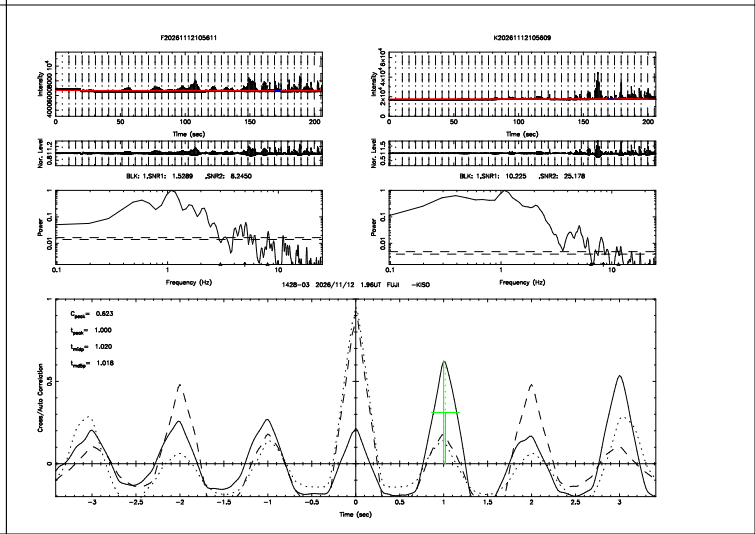
F20261112105611
K20261112105609
BLK: 1,SNR1: 1.5289 ,SNR2: 8.2450
BLK: 1,SNR1: 10.225 ,SNR2: 25.178
1428-03 2026/11/12 1.96UT FUJI -KISO
C_{peak}= 0.623
t_{peak}= 1.000
t_{edge}= 1.020
t_{width}= 1.018
Cross/Auto Correlation
Time (sec)

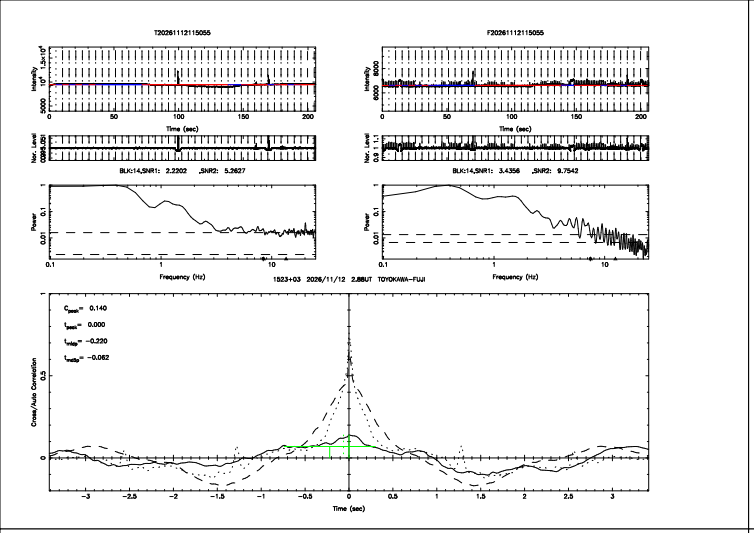
T20261112115055
F20261112115055
BLK:14,SNR1: 2.2302 ,SNR2: 5.2627
BLK:14,SNR1: 3.4356 ,SNR2: 9.7542
1523+03 2026/11/12 2.88UT TOYOKAWA-FUJI
C_peak= 0.140
t_peak= 0.000
t_ridge= -0.220
t_notch= -0.062

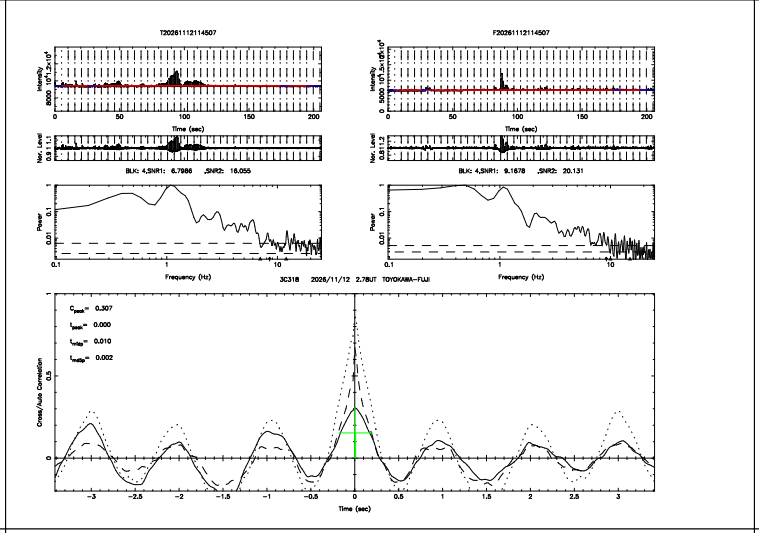
T20261112114507
F20261112114507
BLK: 4,SNR1: 6.7986 ,SNR2: 16.055
BLK: 4,SNR1: 9.1678 ,SNR2: 20.131
3C318 2026/11/12 2.78UT TOYOKAWA-FUJI
C_peak= 0.307
t_peak= 0.000
t_ridge= 0.010
t_notch= 0.002

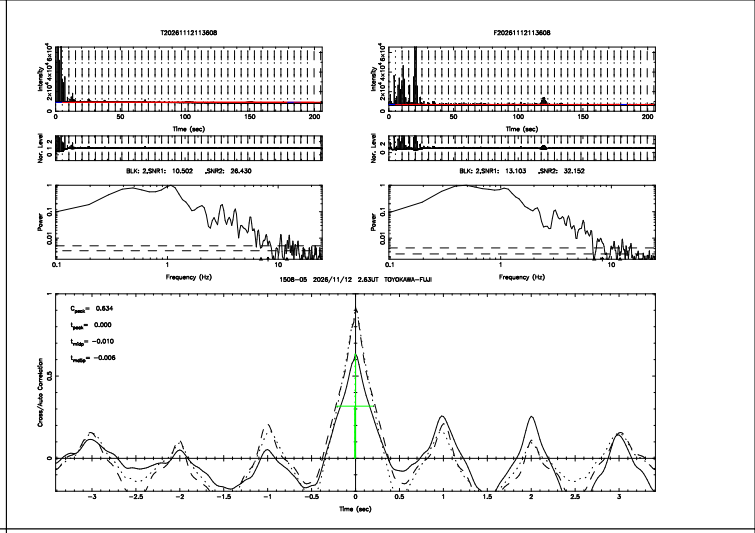
T20261112113608
F20261112113608
BLK: 2,SNR1: 10.502 ,SNR2: 26.430
BLK: 2,SNR1: 13.103 ,SNR2: 32.152
1508-05 2026/11/12 2.63UT TOYOKAWA-FUJI
C_peak= 0.634
t_peak= 0.000
t_ridge= -0.010
t_notch= -0.006

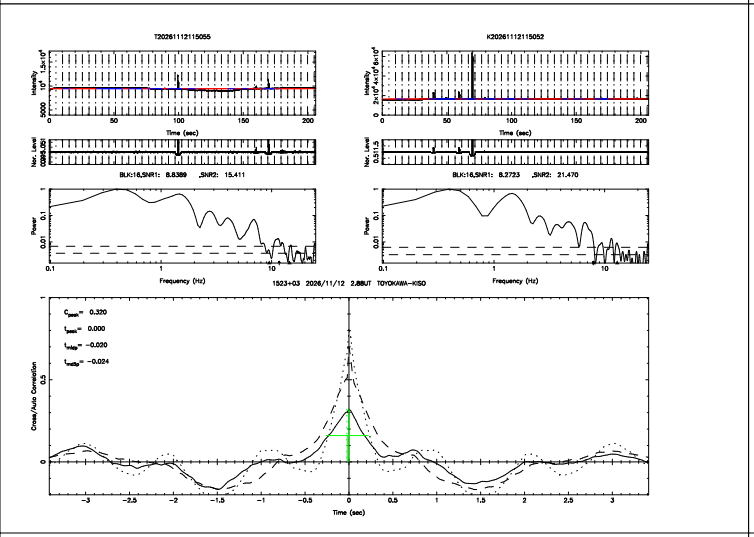
T20261112115055
K20261112115052
BLK:16,SNR1: 8.8389 ,SNR2: 15.411
BLK:16,SNR1: 8.2723 ,SNR2: 21.470
1523+03 2026/11/12 2.88UT TOYOKAWA-KISO
C_peak= 0.320
t_peak= 0.000
t_ridge= -0.020
t_notch= -0.024

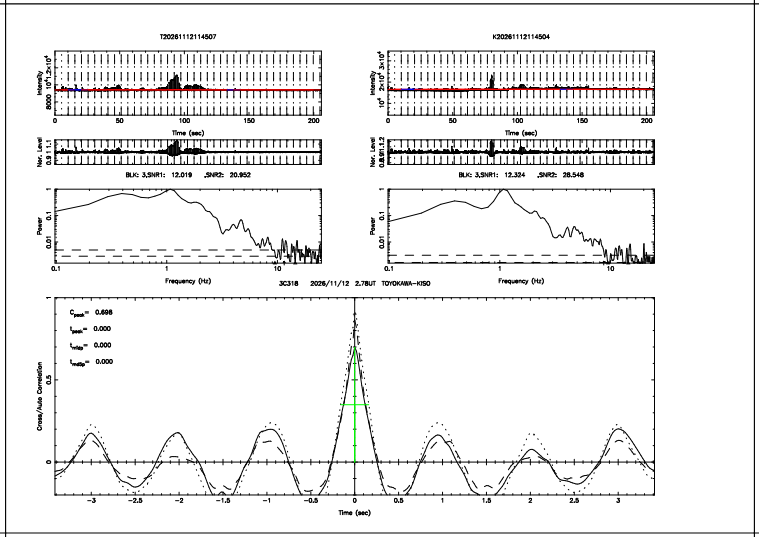
T20261112114507
K20261112114504
BLK: 3,SNR1: 12.019 ,SNR2: 20.952
BLK: 3,SNR1: 12.324 ,SNR2: 26.548
3C318 2026/11/12 2.78UT TOYOKAWA-KISO
C_peak= 0.698
t_peak= 0.000
t_ridge= 0.000
t_notch= 0.000

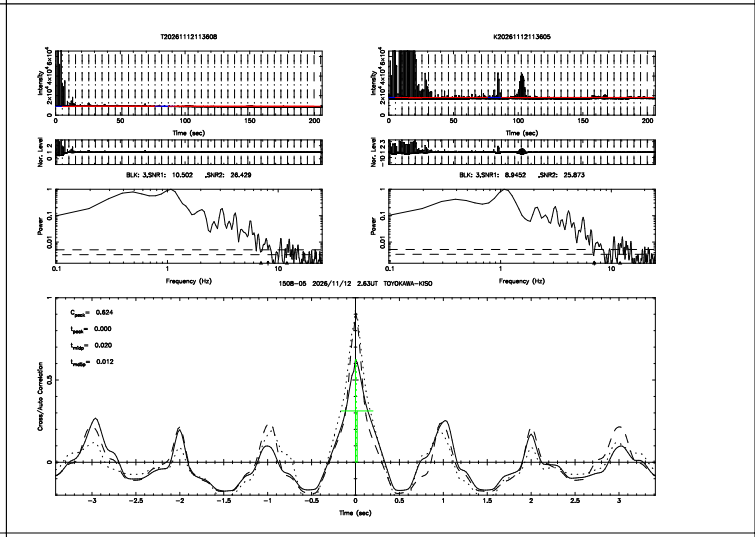
T20261112113608
K20261112113605
BLK: 3,SNR1: 10.502 ,SNR2: 26.429
BLK: 3,SNR1: 8.9452 ,SNR2: 25.873
1508-05 2026/11/12 2.63UT TOYOKAWA-KISO
C_peak= 0.624
t_peak= 0.000
t_ridge= 0.020
t_notch= 0.012

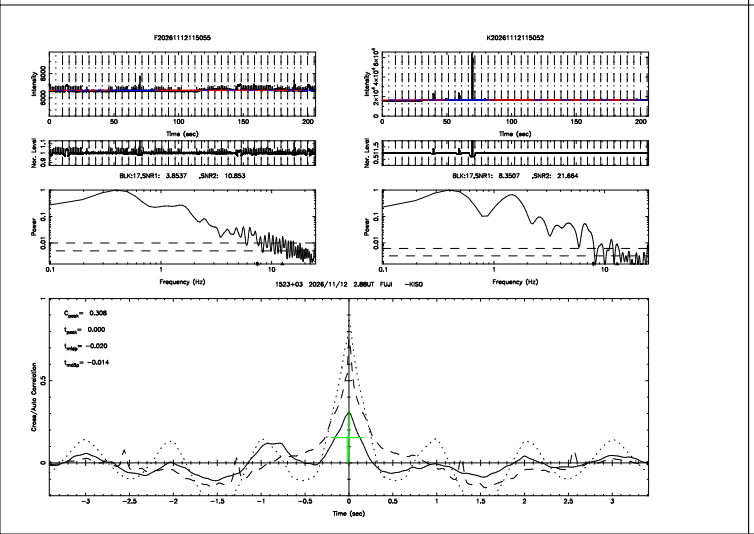
F20261112115055
K20261112115052
BLK:17,SNR1: 3.8537 ,SNR2: 10.853
BLK:17,SNR1: 8.3507 ,SNR2: 21.664
1523+03 2026/11/12 2.88UT FUJI -KISO
C_peak= 0.308
t_peak= 0.000
t_ridge= -0.020
t_notch= -0.014

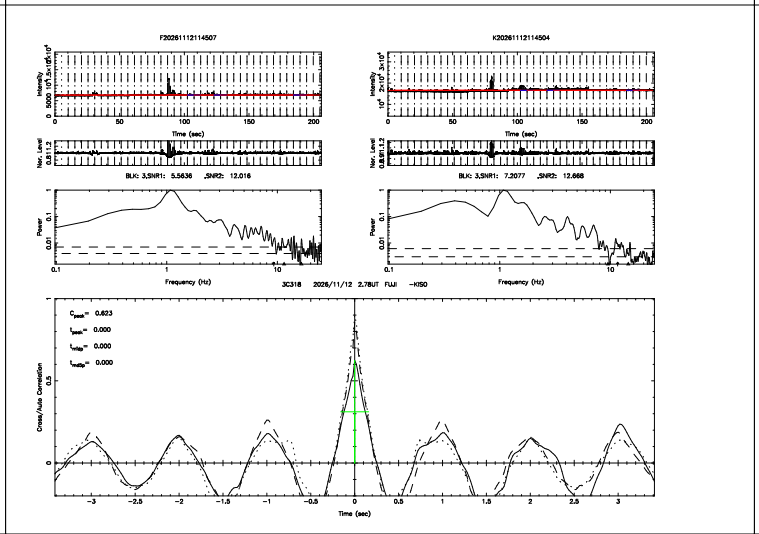
F20261112114507
K20261112114504
BLK: 3,SNR1: 5.5636 ,SNR2: 12.016
BLK: 3,SNR1: 7.2077 ,SNR2: 12.668
3C318 2026/11/12 2.78UT FUJI -KISO
C_peak= 0.623
t_peak= 0.000
t_ridge= 0.000
t_notch= 0.000

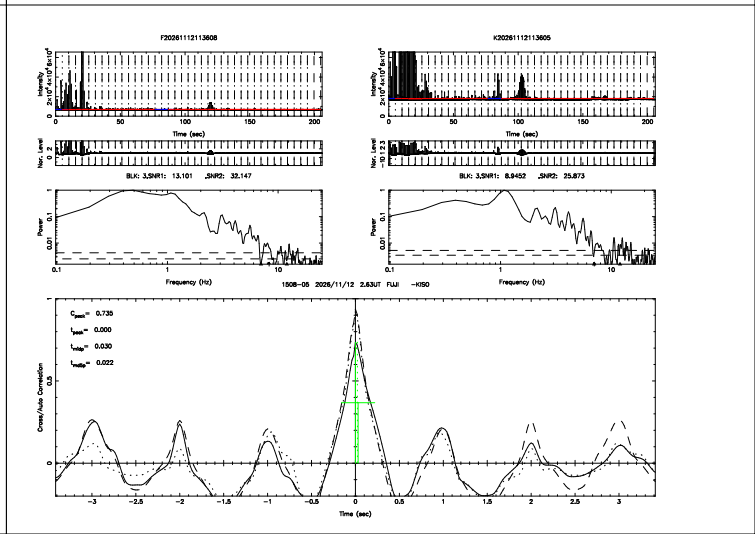
F20261112113608
K20261112113605
BLK: 3,SNR1: 13.101 ,SNR2: 32.147
BLK: 3,SNR1: 8.9452 ,SNR2: 25.873
1508-05 2026/11/12 2.63UT FUJI -KISO
C_peak= 0.735
t_peak= 0.000
t_ridge= 0.030
t_notch= 0.022

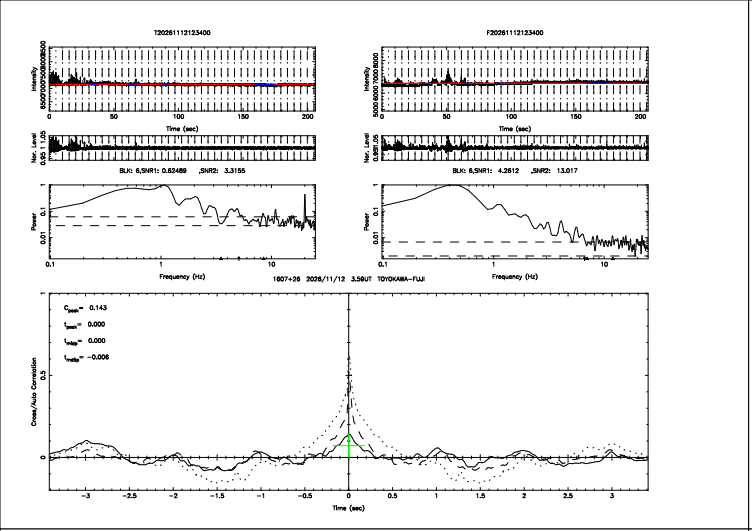
T20261112123400
F20261112123400
BLK: 6,SNR1: 0.62489 ,SNR2: 3.3155
BLK: 6,SNR1: 4.2612 ,SNR2: 13.017
1607+26 2026/11/12 3.59UT TOYOKAWA-FUJI
C_peak= 0.143
t_peak= 0.000
t_edge= 0.000
t_edge= -0.006
Time (sec)
Frequency (Hz)
Cross/Auto Correlation

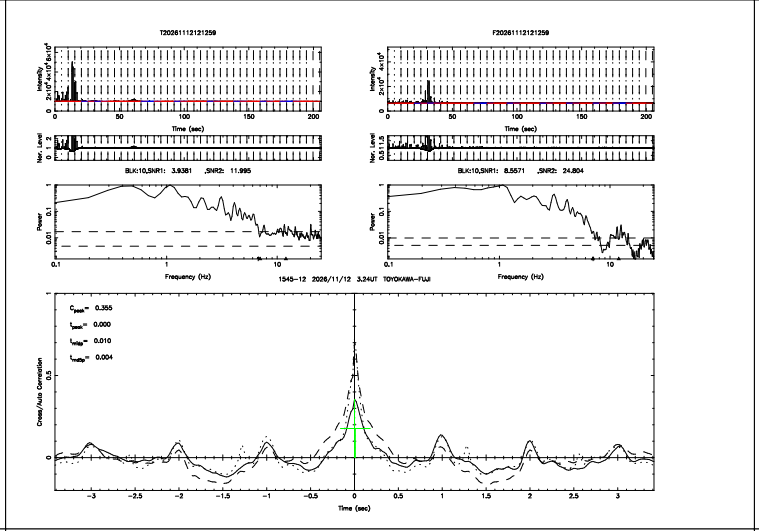
T20261112121259
F20261112121259
BLK:10,SNR1: 3.9381 ,SNR2: 11.995
BLK:10,SNR1: 8.5571 ,SNR2: 24.804
1545-12 2026/11/12 3.24UT TOYOKAWA-FUJI
C_peak= 0.355
t_peak= 0.000
t_edge= 0.010
t_edge= 0.004
Time (sec)
Frequency (Hz)
Cross/Auto Correlation

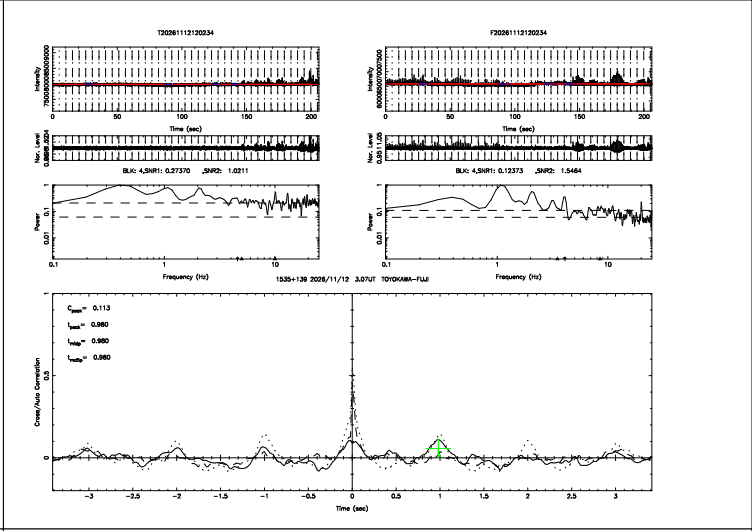
T20261112120234
F20261112120234
BLK: 4,SNR1: 0.27370 ,SNR2: 1.0211
BLK: 4,SNR1: 0.12373 ,SNR2: 1.5464
1535+139 2026/11/12 3.07UT TOYOKAWA-FUJI
C_peak= 0.113
t_peak= 0.980
t_edge= 0.980
t_edge= 0.980
Time (sec)
Frequency (Hz)
Cross/Auto Correlation

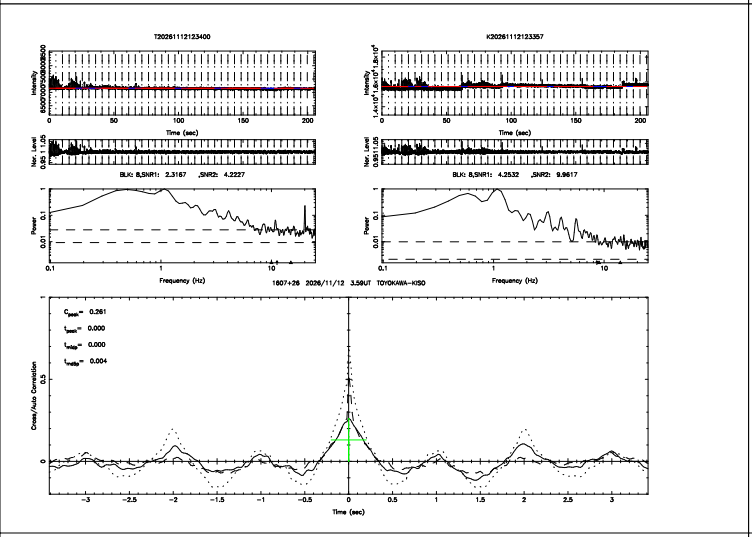
T20261112123400
K20261112123357
BLK: 8,SNR1: 2.3167 ,SNR2: 4.2227
BLK: 8,SNR1: 4.2533 ,SNR2: 9.9617
1607+26 2026/11/12 3.59UT TOYOKAWA-KISO
C_peak= 0.261
t_peak= 0.000
t_edge= 0.000
t_edge= 0.004
Time (sec)
Frequency (Hz)
Cross/Auto Correlation

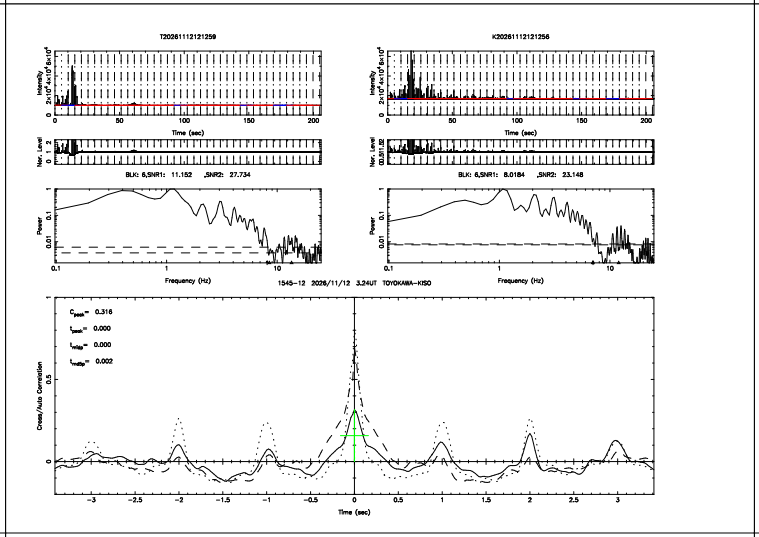
T20261112121259
K20261112121256
BLK: 8,SNR1: 11.152 ,SNR2: 27.734
BLK: 8,SNR1: 8.0184 ,SNR2: 23.148
1545-12 2026/11/12 3.24UT TOYOKAWA-KISO
C_peak= 0.316
t_peak= 0.000
t_edge= 0.000
t_edge= 0.002
Time (sec)
Frequency (Hz)
Cross/Auto Correlation

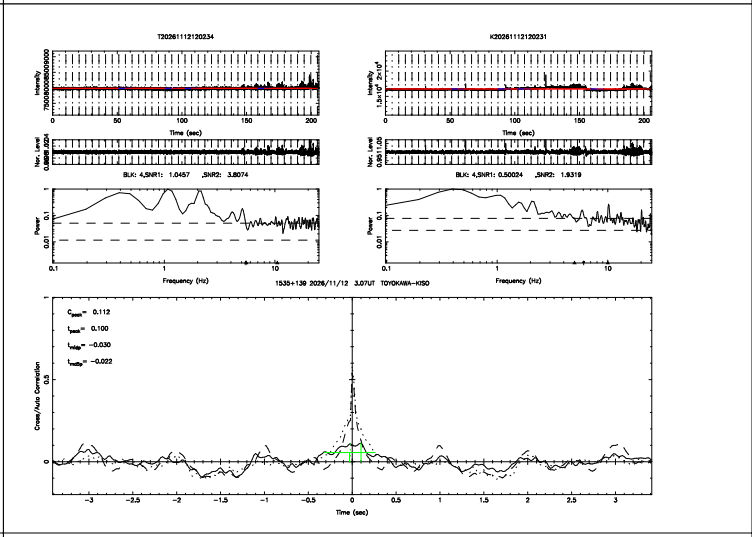
T20261112120234
K20261112120231
BLK: 4,SNR1: 1.0457 ,SNR2: 3.8074
BLK: 4,SNR1: 0.50024 ,SNR2: 1.9319
1535+139 2026/11/12 3.07UT TOYOKAWA-KISO
C_peak= 0.112
t_peak= 0.100
t_edge= -0.030
t_edge= -0.022
Time (sec)
Frequency (Hz)
Cross/Auto Correlation

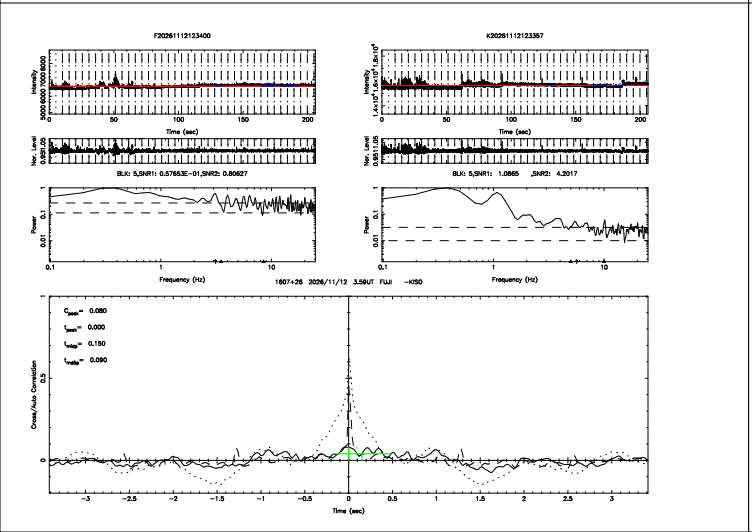
F20261112123400
K20261112123357
BLK: 5,SNR1: 0.57853E-01,SNR2: 0.80627
BLK: 5,SNR1: 1.0865 ,SNR2: 4.2017
1607+26 2026/11/12 3.59UT FUJI -KISO
C_peak= 0.080
t_peak= 0.000
t_edge= 0.150
t_edge= 0.090
Time (sec)
Frequency (Hz)
Cross/Auto Correlation

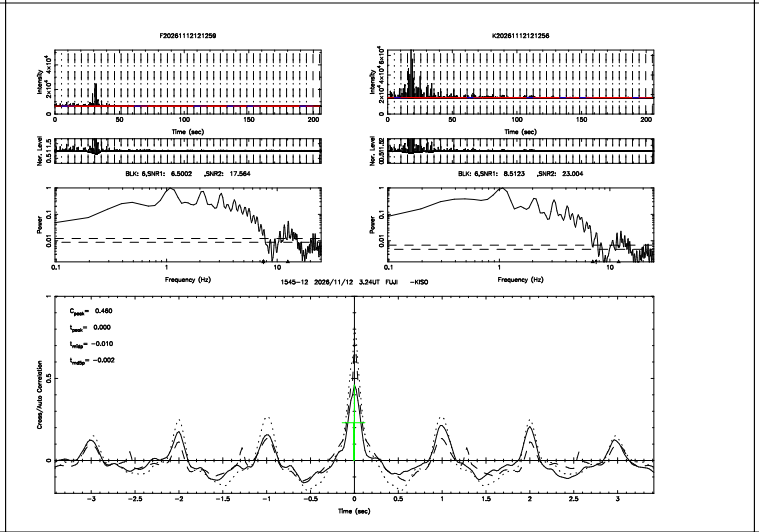
F20261112121259
K20261112121256
BLK: 6,SNR1: 6.5002 ,SNR2: 17.564
BLK: 6,SNR1: 8.5123 ,SNR2: 23.004
1545-12 2026/11/12 3.24UT FUJI -KISO
C_peak= 0.460
t_peak= 0.000
t_edge= -0.010
t_edge= -0.002
Time (sec)
Frequency (Hz)
Cross/Auto Correlation

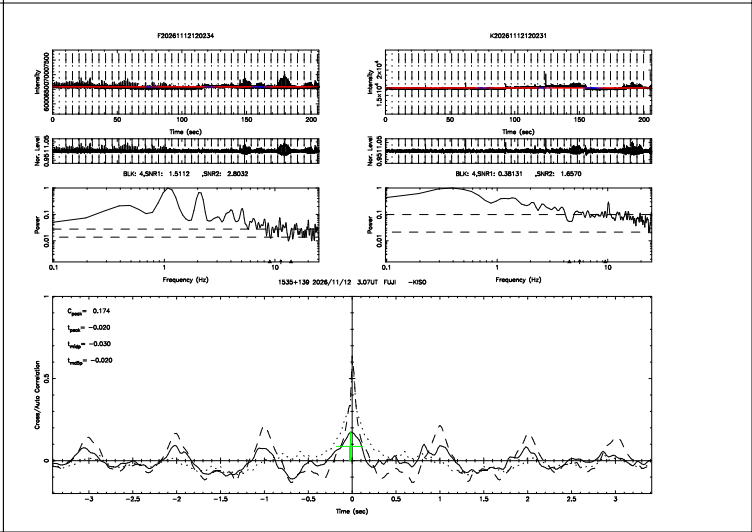
F20261112120234
K20261112120231
BLK: 4,SNR1: 1.5112 ,SNR2: 2.8032
BLK: 4,SNR1: 0.38131 ,SNR2: 1.4570
1535+139 2026/11/12 3.07UT FUJI -KISO
C_peak= 0.174
t_peak= -0.020
t_edge= -0.030
t_edge= -0.020
Time (sec)
Frequency (Hz)
Cross/Auto Correlation

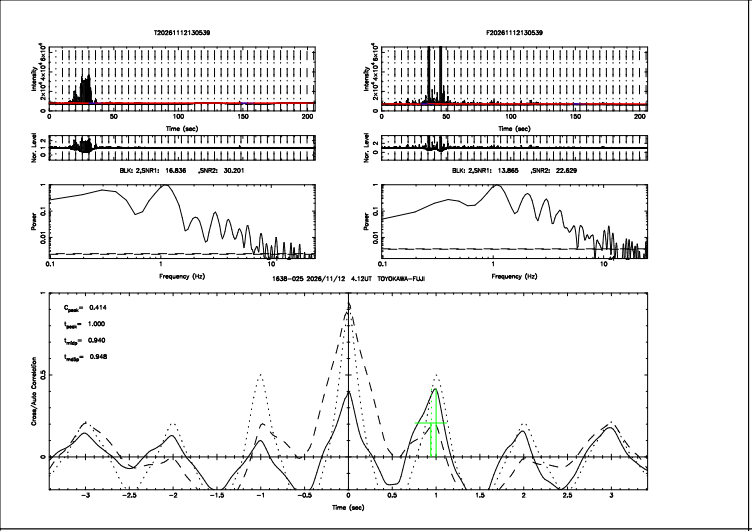
T20261112130539
F20261112130539
BLK: 2,SNR1: 16.836 ,SNR2: 30.201
BLK: 2,SNR1: 13.866 ,SNR2: 22.629
1638-025 2026/11/12 4.12UT TOYOKAWA-FUJI
C_peak= 0.414
t_peak= 1.000
t_ridge= 0.940
t_notle= 0.948

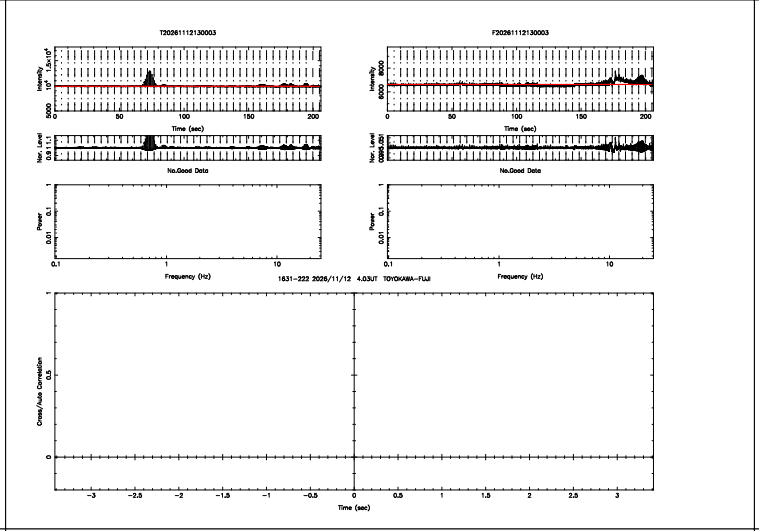
T20261112130003
F20261112130003
No.Good Data
No.Good Data
1631-222 2026/11/12 4.03UT TOYOKAWA-FUJI

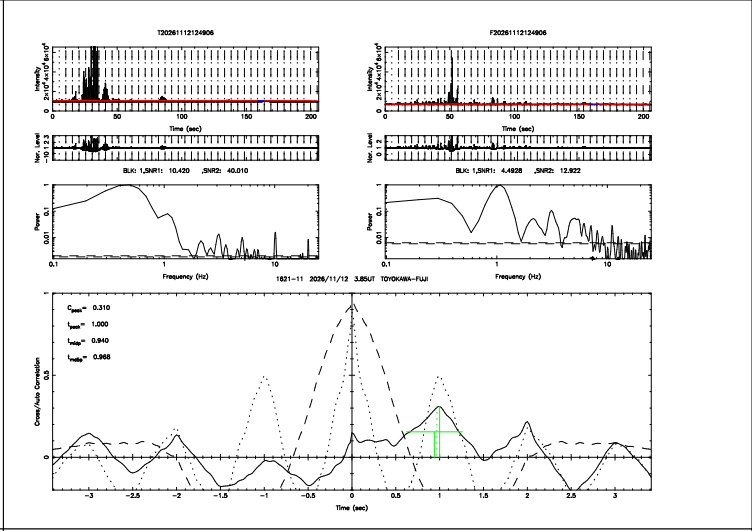
T20261112124906
F20261112124906
BLK: 1,SNR1: 10.420 ,SNR2: 40.010
BLK: 1,SNR1: 4.4928 ,SNR2: 12.922
1621-11 2026/11/12 3.85UT TOYOKAWA-FUJI
C_peak= 0.310
t_peak= 1.000
t_ridge= 0.940
t_notle= 0.968


T20261112130539
KISO
No.Good Data
No.Good Data
1638-025 2026/11/12 4.12UT TOYOKAWA-KISO

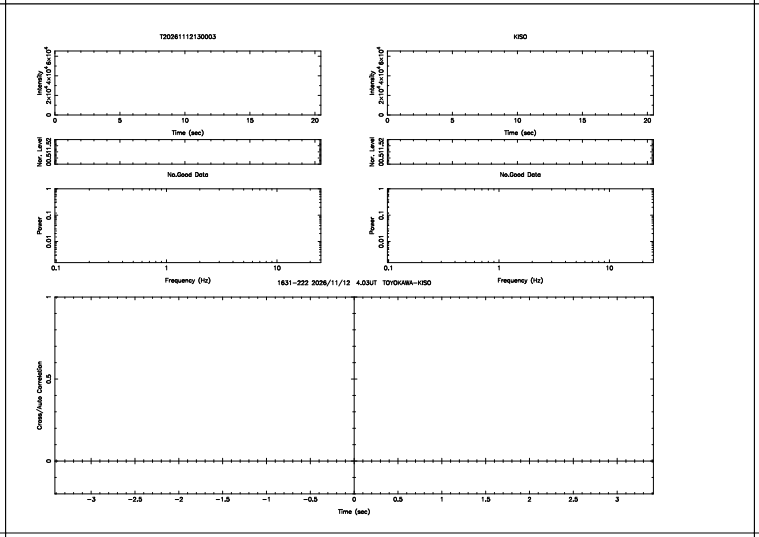
T20261112130003
KISO
No.Good Data
No.Good Data
1631-222 2026/11/12 4.03UT TOYOKAWA-KISO

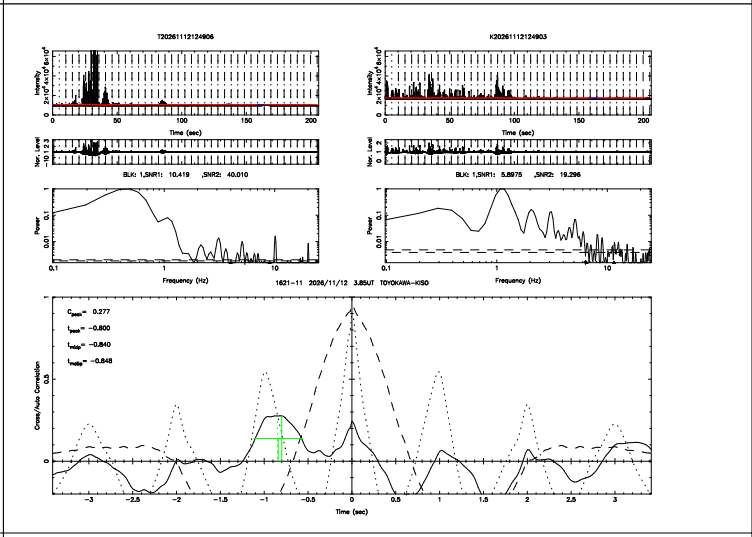
T20261112124906
K20261112124903
BLK: 1,SNR1: 10.419 ,SNR2: 40.010
BLK: 1,SNR1: 5.8975 ,SNR2: 19.296
1621-11 2026/11/12 3.85UT TOYOKAWA-KISO
C_peak= 0.277
t_peak= -0.800
t_ridge= -0.840
t_notle= -0.848

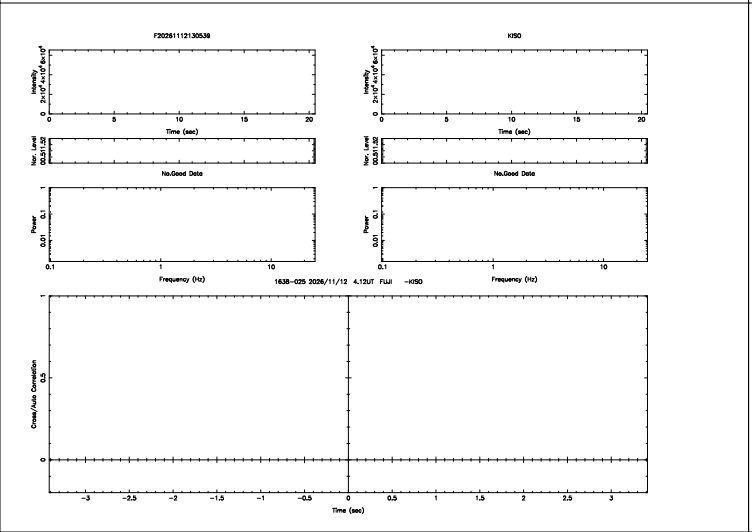
F20261112130539
KISO
No.Good Data
No.Good Data
1638-025 2026/11/12 4.12UT FUJI -KISO

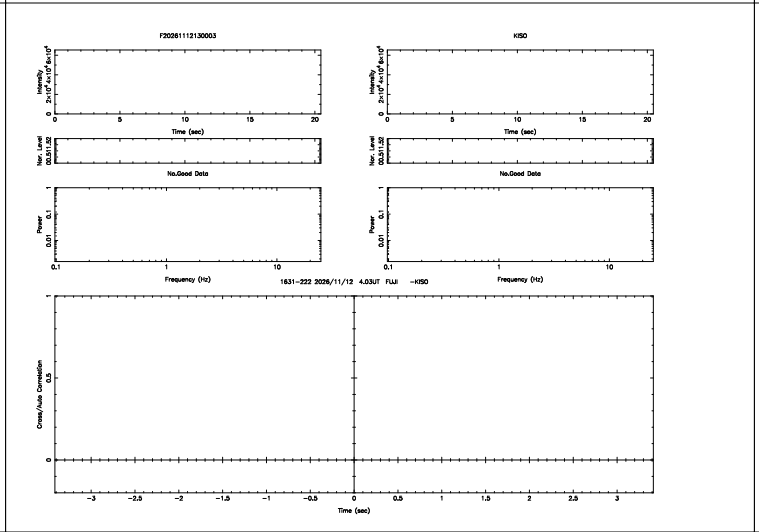
F20261112130003
KISO
No.Good Data
No.Good Data
1631-222 2026/11/12 4.03UT FUJI -KISO

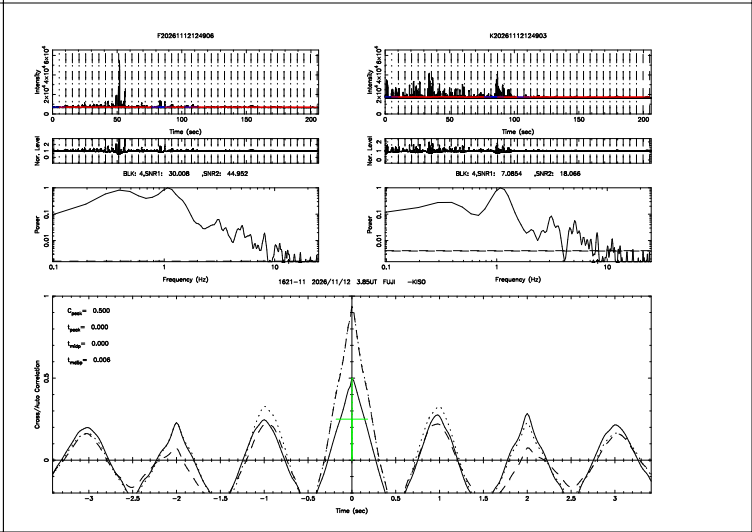
F20261112124906
K20261112124903
BLK: 4,SNR1: 30.008 ,SNR2: 44.952
BLK: 4,SNR1: 7.0854 ,SNR2: 18.066
1621-11 2026/11/12 3.85UT FUJI -KISO
C_peak= 0.500
t_peak= 0.000
t_ridge= 0.000
t_notle= 0.006

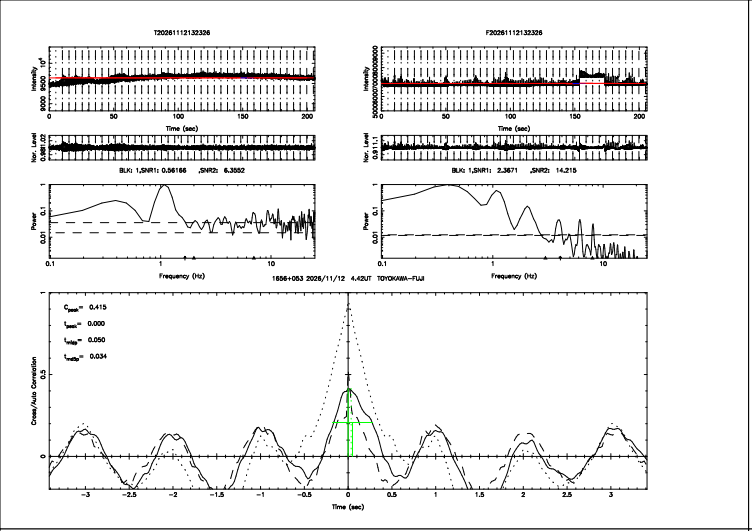
T20261112132326
F20261112133326
BLK: 1,SNR1: 0.56166 ,SNR2: 6.3552
BLK: 1,SNR1: 2.3671 ,SNR2: 14.215
1656+053 2026/11/12 4.42UT TOYOKAWA-FUJI
Cpeak= 0.415
tpeak= 0.000
tstep= 0.050
tcalc= 0.034
Time (sec)

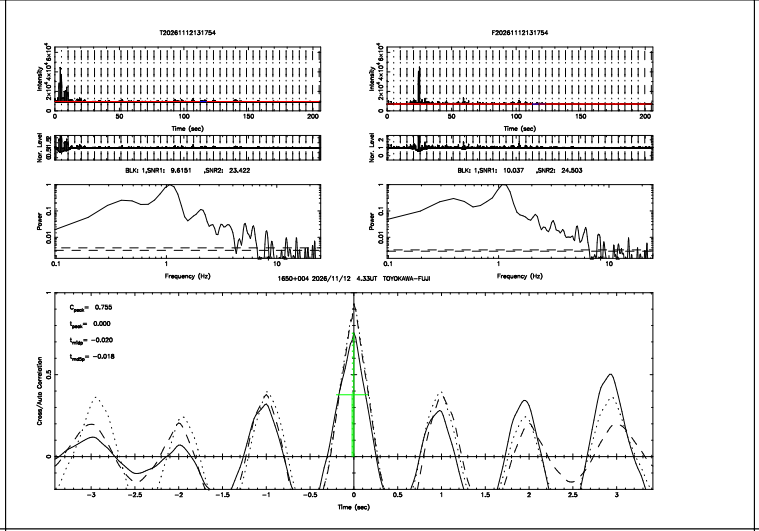
T20261112131754
F20261112131754
BLK: 1,SNR1: 9.6151 ,SNR2: 23.422
BLK: 1,SNR1: 10.037 ,SNR2: 24.503
1650+004 2026/11/12 4.33UT TOYOKAWA-FUJI
Cpeak= 0.795
tpeak= 0.000
tstep= -0.020
tcalc= -0.018
Time (sec)

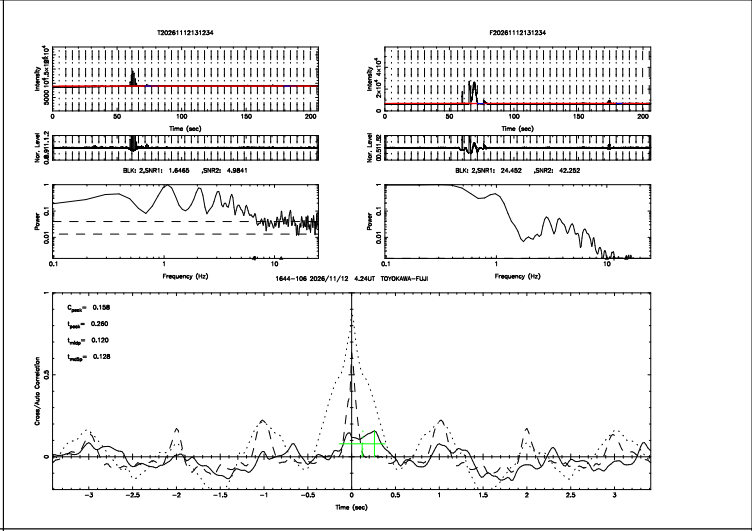
T20261112131234
F20261112131234
BLK: 2,SNR1: 1.6455 ,SNR2: 4.9841
BLK: 2,SNR1: 24.452 ,SNR2: 42.252
1644-106 2026/11/12 4.24UT TOYOKAWA-FUJI
Cpeak= 0.158
tpeak= 0.260
tstep= 0.120
tcalc= 0.128
Time (sec)

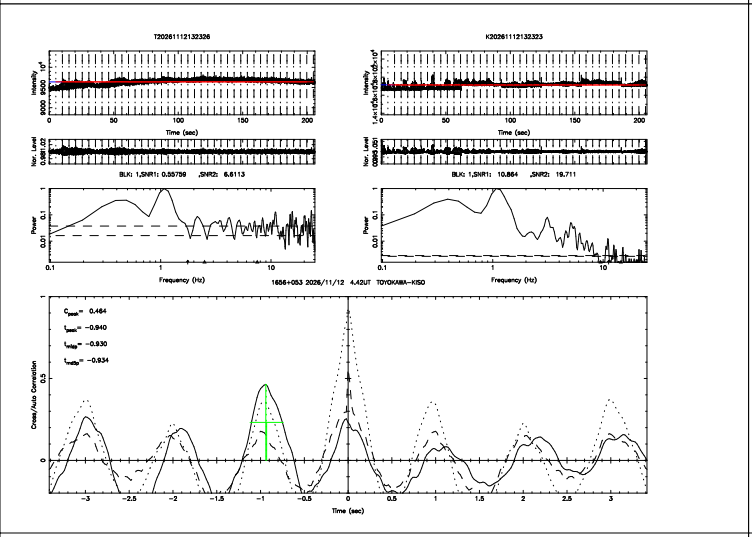
T20261112132326
K20261112133323
BLK: 1,SNR1: 0.55739 ,SNR2: 6.6113
BLK: 1,SNR1: 10.864 ,SNR2: 19.711
1656+053 2026/11/12 4.42UT TOYOKAWA-KISO
Cpeak= 0.484
tpeak= -0.940
tstep= -0.930
tcalc= -0.934
Time (sec)


T20261112131754
KISO
No.Good Data
No.Good Data
1650+004 2026/11/12 4.33UT TOYOKAWA-KISO
Time (sec)

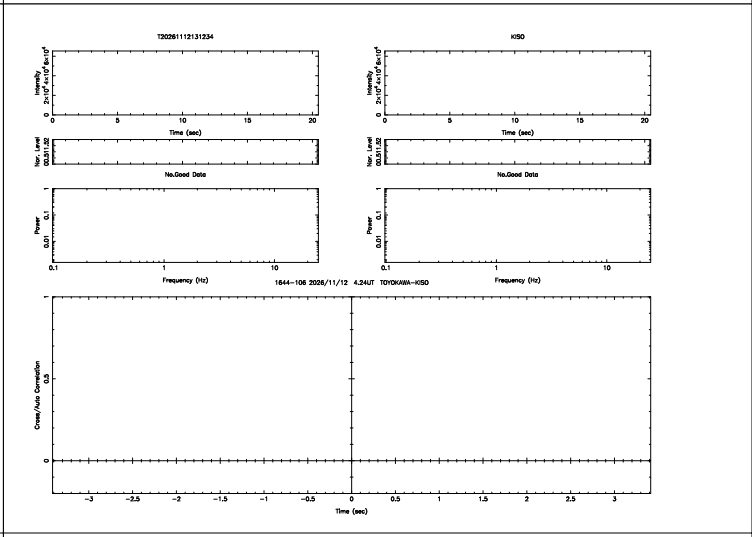
T20261112131234
KISO
No.Good Data
No.Good Data
1644-106 2026/11/12 4.24UT TOYOKAWA-KISO
Time (sec)

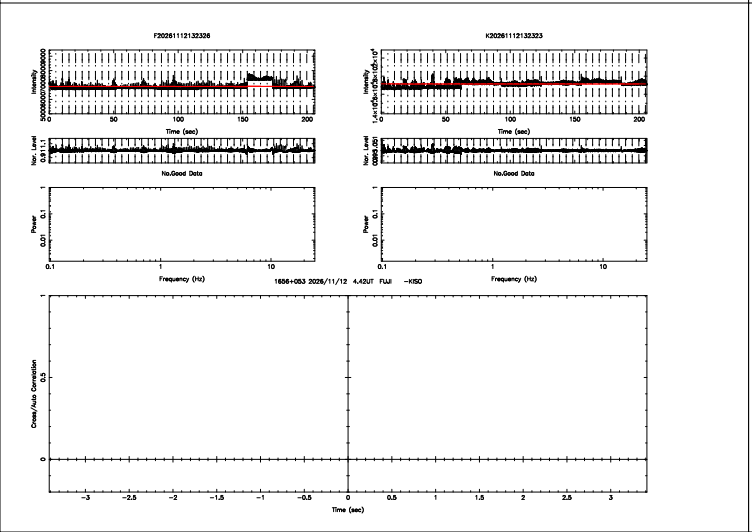
F20261112132326
K20261112133323
No.Good Data
No.Good Data
1656+053 2026/11/12 4.42UT FUJI -KISO
Time (sec)

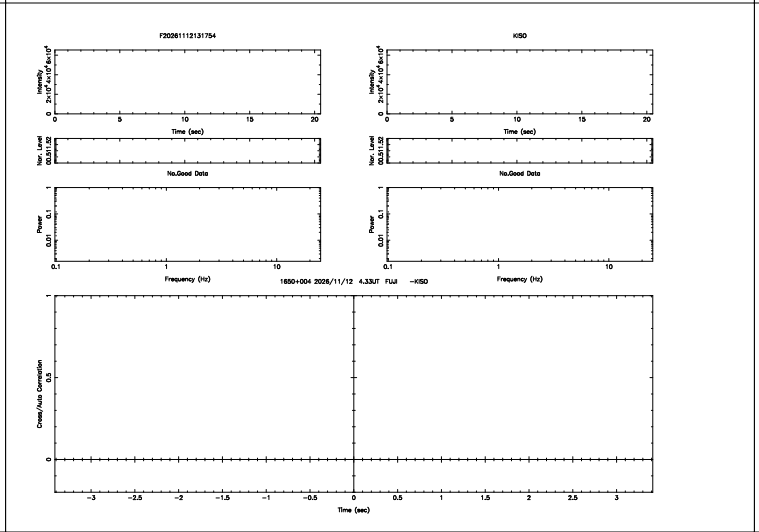
F20261112131754
KISO
No.Good Data
No.Good Data
1650+004 2026/11/12 4.33UT FUJI -KISO
Time (sec)

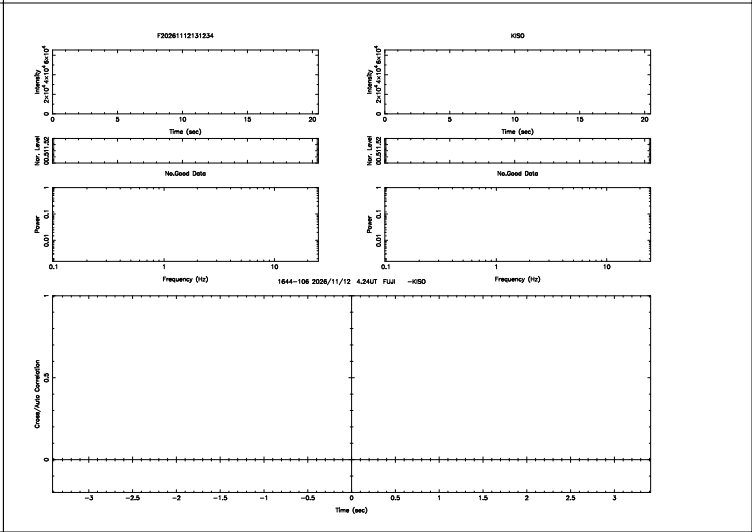
F20261112131234
KISO
No.Good Data
No.Good Data
1644-106 2026/11/12 4.24UT FUJI -KISO
Time (sec)

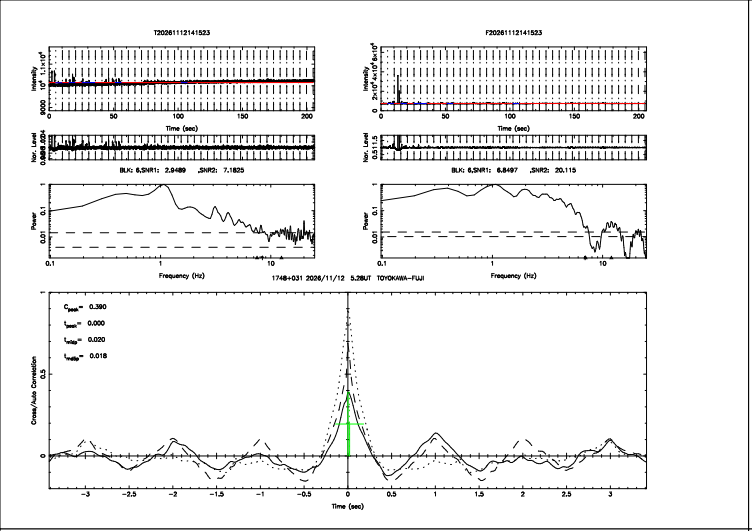
T20261112141523
F20261112141523
BLK: 6,SNR1: 2.9489 ,SNR2: 7.1825
BLK: 6,SNR1: 6.8497 ,SNR2: 20.115
1748+031 2026/11/12 5.28UT TOYOKAWA-FUJI
C_peak= 0.390
t_peak= 0.000
t_edge= 0.020
t_valley= 0.018
Time (sec)
Frequency (Hz)
Cross/Auto Correlation

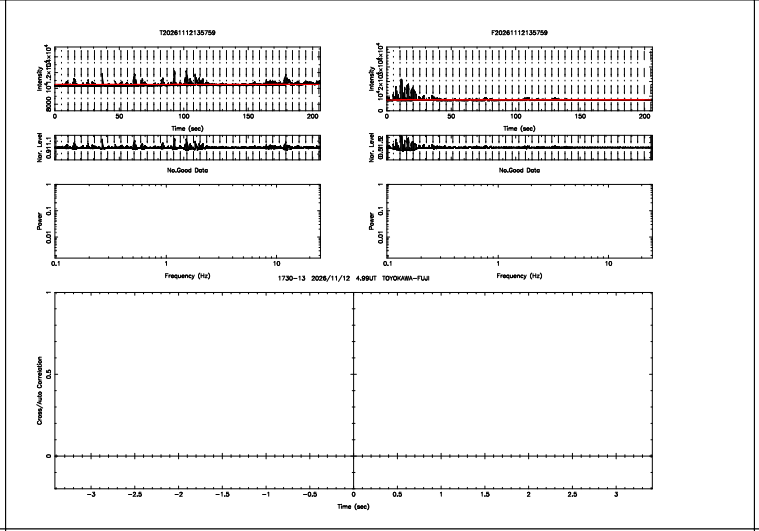
T20261112135759
F20261112135759
No.Good Data
No.Good Data
1730-13 2026/11/12 4.99UT TOYOKAWA-FUJI
Time (sec)
Frequency (Hz)
Cross/Auto Correlation

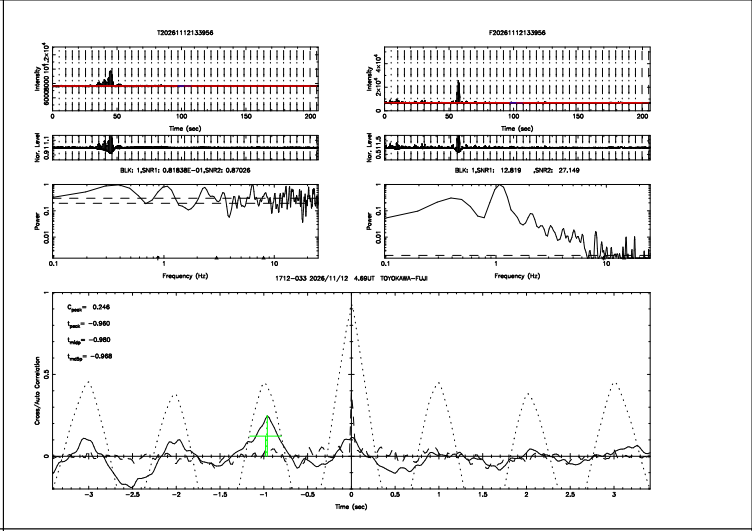
T20261112133956
F20261112133956
BLK: 1,SNR1: 0.81638E-01,SNR2: 0.87026
BLK: 1,SNR1: 12.819 ,SNR2: 27.149
1712-033 2026/11/12 4.69UT TOYOKAWA-FUJI
C_peak= 0.246
t_peak= -0.960
t_edge= -0.980
t_valley= -0.968
Time (sec)
Frequency (Hz)
Cross/Auto Correlation

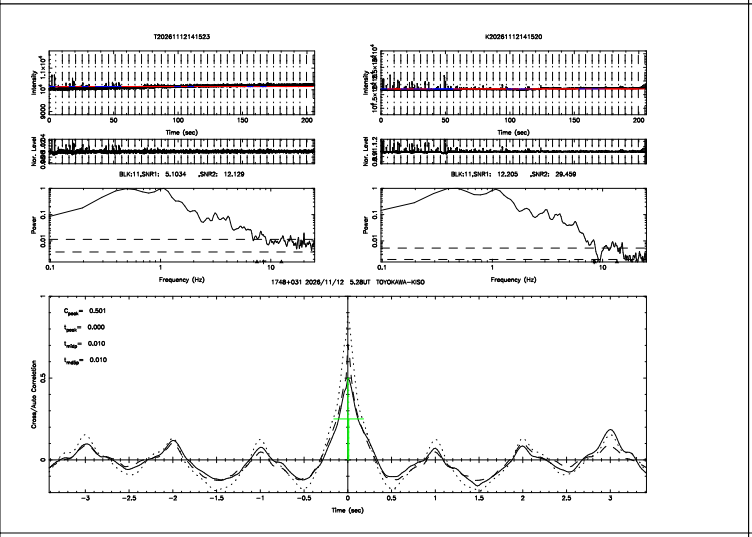
T20261112141523
K20261112141520
BLK:11,SNR1: 5.1034 ,SNR2: 12.129
BLK:11,SNR1: 12.205 ,SNR2: 29.459
1748+031 2026/11/12 5.28UT TOYOKAWA-KISO
C_peak= 0.501
t_peak= 0.000
t_edge= 0.010
t_valley= 0.010
Time (sec)
Frequency (Hz)
Cross/Auto Correlation

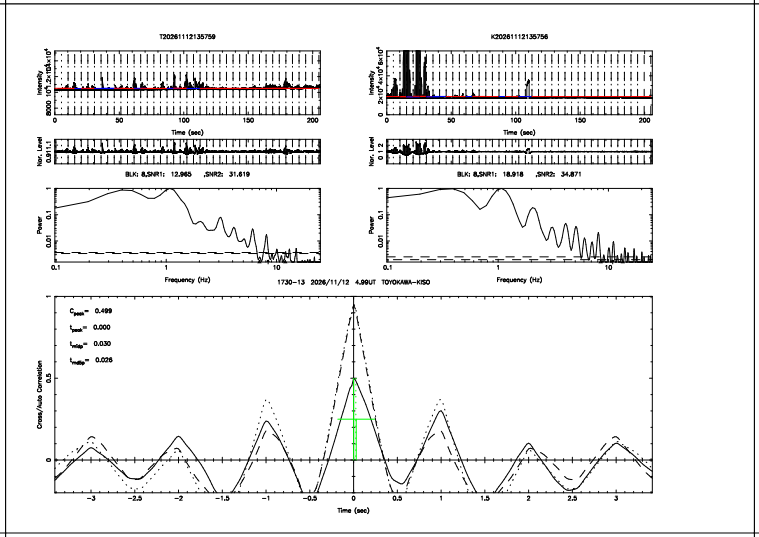
T20261112135759
K20261112135756
BLK: 8,SNR1: 12.965 ,SNR2: 31.619
BLK: 8,SNR1: 18.918 ,SNR2: 34.871
1730-13 2026/11/12 4.99UT TOYOKAWA-KISO
C_peak= 0.499
t_peak= 0.000
t_edge= 0.030
t_valley= 0.026
Time (sec)
Frequency (Hz)
Cross/Auto Correlation

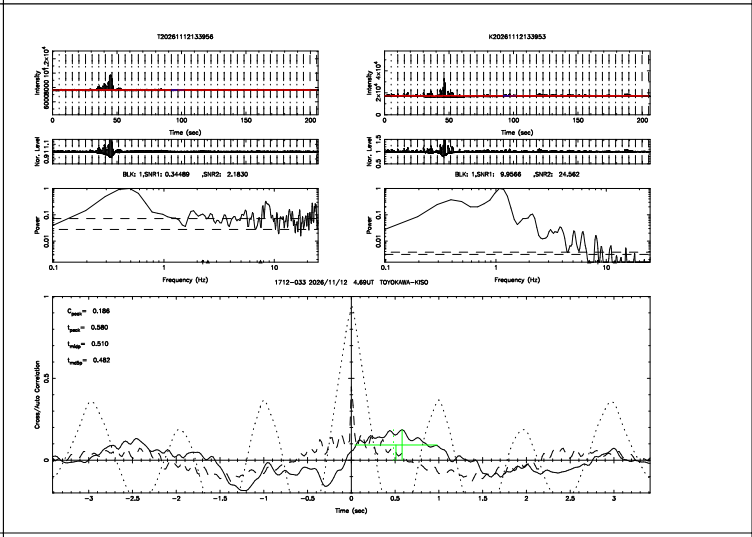
T20261112133956
K20261112133953
BLK: 1,SNR1: 0.34489 ,SNR2: 2.1830
BLK: 1,SNR1: 9.9566 ,SNR2: 24.562
1712-033 2026/11/12 4.69UT TOYOKAWA-KISO
C_peak= 0.186
t_peak= 0.580
t_edge= 0.510
t_valley= 0.482
Time (sec)
Frequency (Hz)
Cross/Auto Correlation

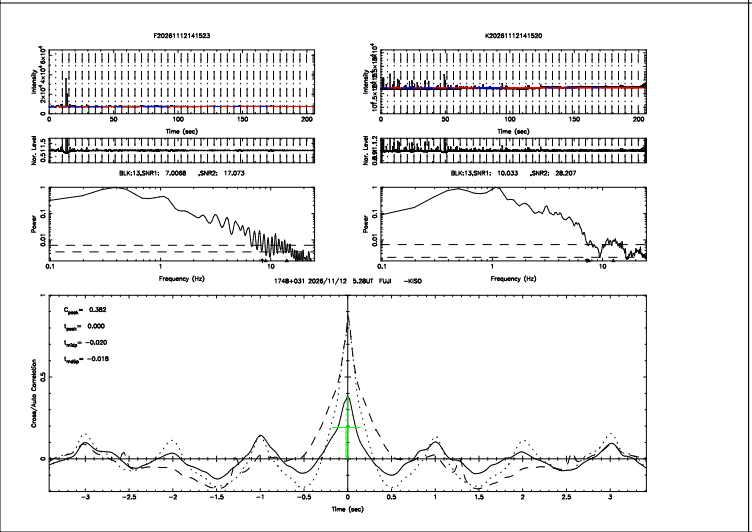
F20261112141523
K20261112141520
BLK:13,SNR1: 7.0068 ,SNR2: 17.073
BLK:13,SNR1: 10.033 ,SNR2: 28.207
1748+031 2026/11/12 5.28UT FUJI -KISO
C_peak= 0.382
t_peak= 0.000
t_edge= -0.020
t_valley= -0.018
Time (sec)
Frequency (Hz)
Cross/Auto Correlation

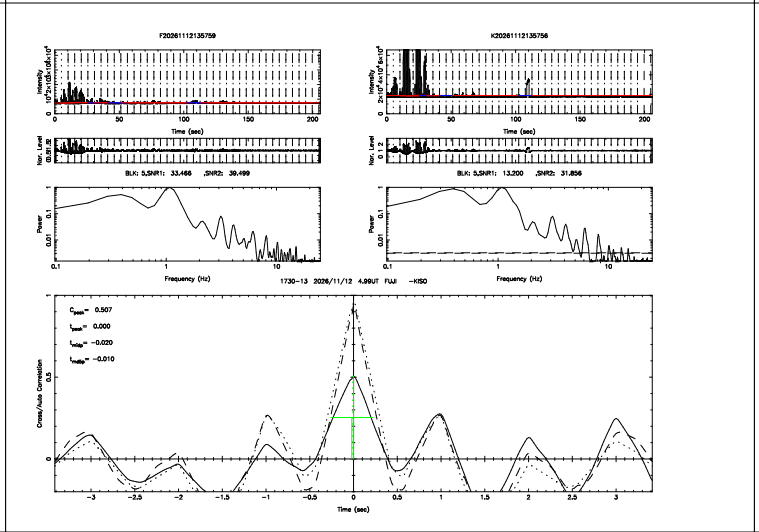
F20261112135759
K20261112135756
BLK: 5,SNR1: 33.466 ,SNR2: 39.499
BLK: 5,SNR1: 13.200 ,SNR2: 31.856
1730-13 2026/11/12 4.99UT FUJI -KISO
C_peak= 0.507
t_peak= 0.000
t_edge= -0.020
t_valley= -0.010
Time (sec)
Frequency (Hz)
Cross/Auto Correlation

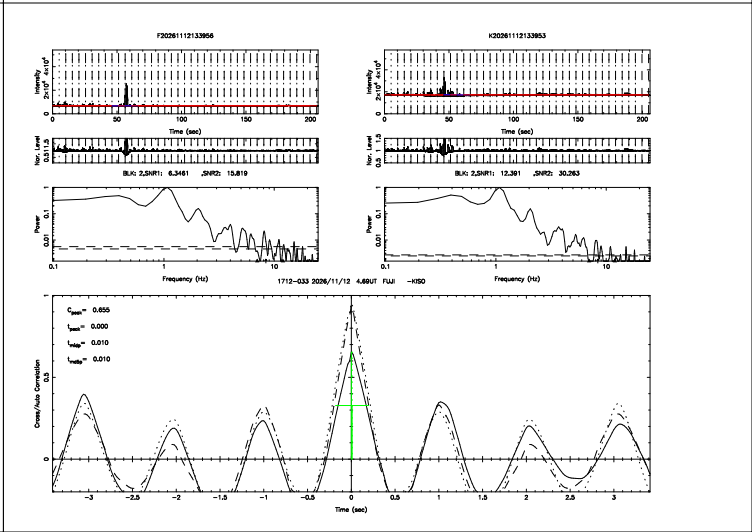
F20261112133956
K20261112133953
BLK: 2,SNR1: 6.3461 ,SNR2: 15.819
BLK: 2,SNR1: 12.391 ,SNR2: 30.263
1712-033 2026/11/12 4.69UT FUJI -KISO
C_peak= 0.655
t_peak= 0.000
t_edge= 0.010
t_valley= 0.010
Time (sec)
Frequency (Hz)
Cross/Auto Correlation

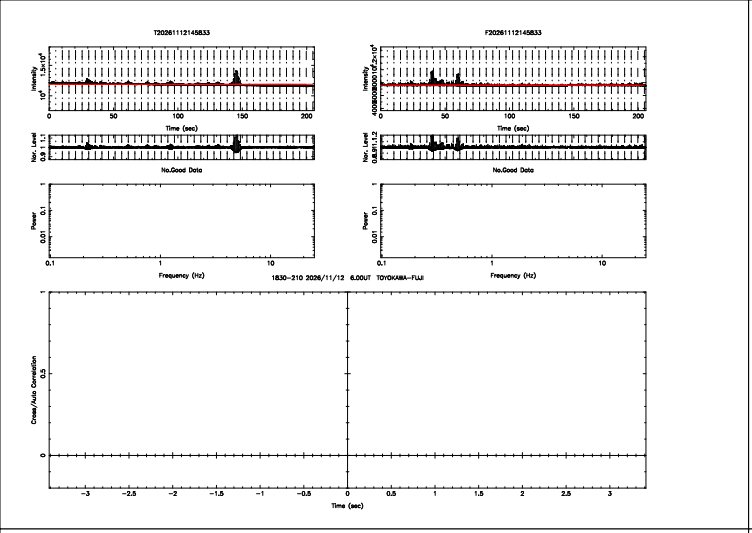
T20261112145833
F20261112145833
No.Good Data
1830-210 2026/11/12 6.00UT TOYOKAWA-FUJI

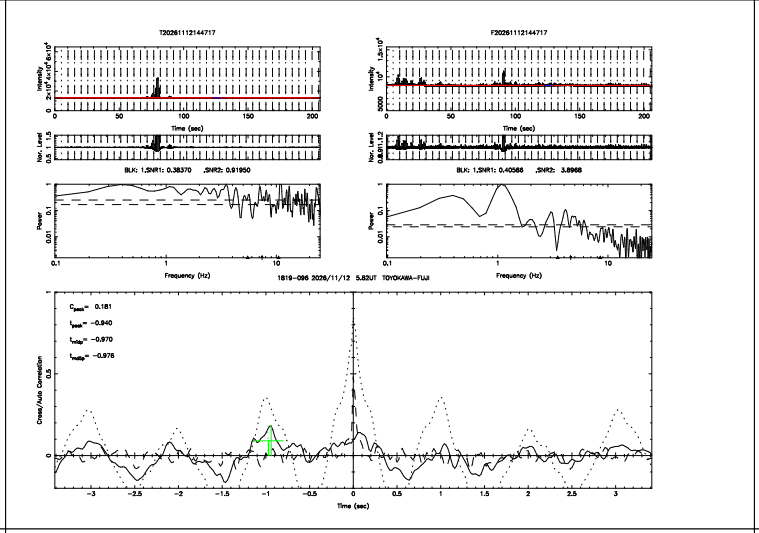
T20261112144717
F20261112144717
BLK: 1,SNR1: 0.38370 ,SNR2: 0.91950
BLK: 1,SNR1: 0.40586 ,SNR2: 3.8968
C_{peak}= 0.181
t_{peak}= −0.940
t_{cdip}= −0.970
t_{width}= −0.976
1819-096 2026/11/12 5.82UT TOYOKAWA-FUJI

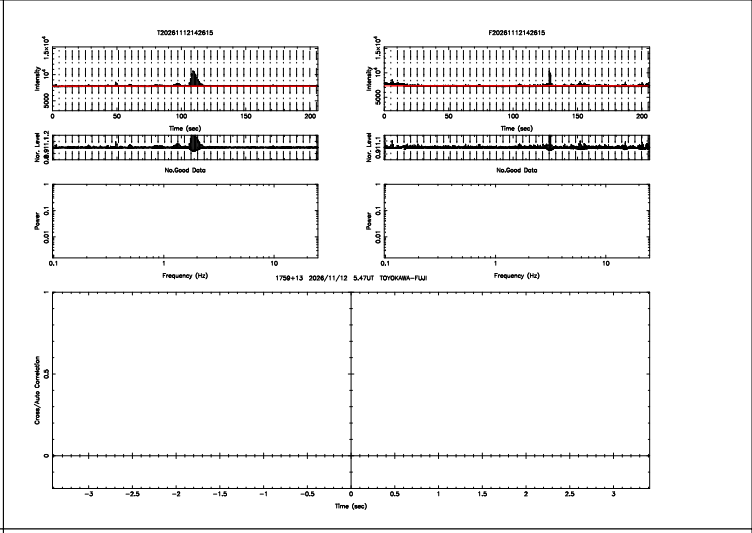
T20261112142615
F20261112142615
No.Good Data
1759+13 2026/11/12 5.47UT TOYOKAWA-FUJI

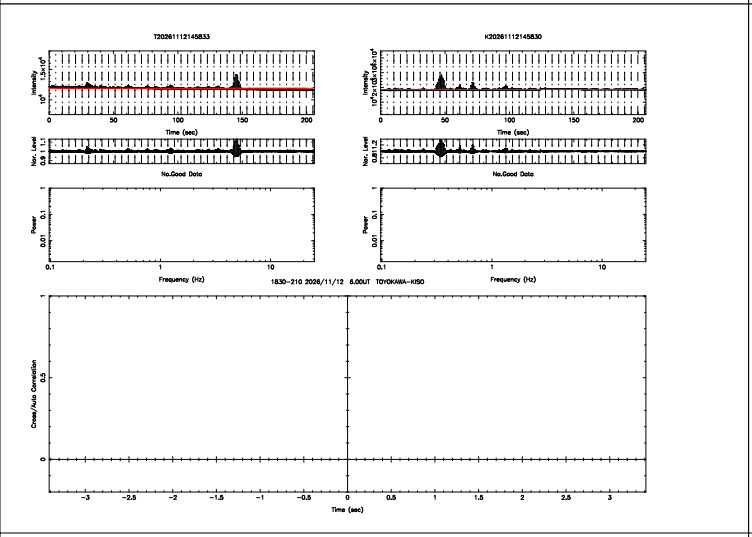
T20261112145833
K20261112145830
No.Good Data
1830-210 2026/11/12 6.00UT TOYOKAWA-KISO

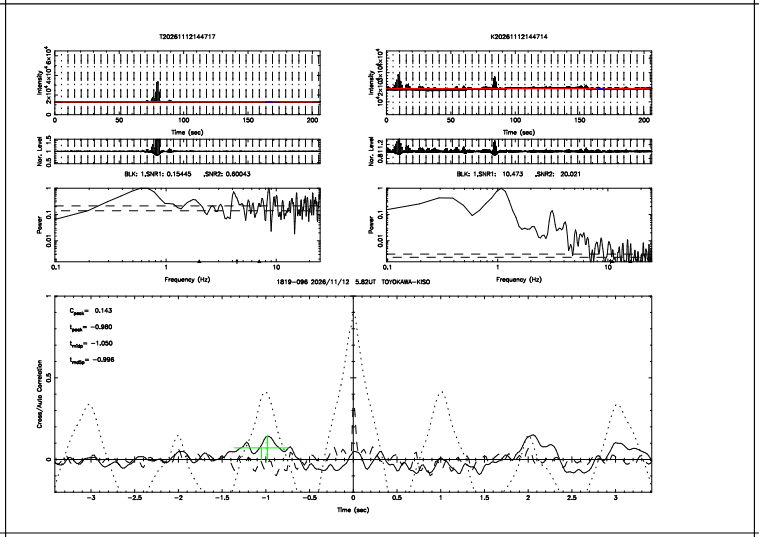
T20261112144717
K20261112144714
BLK: 1,SNR1: 0.15445 ,SNR2: 0.60043
BLK: 1,SNR1: 10.473 ,SNR2: 20.021
C_{peak}= 0.143
t_{peak}= −0.980
t_{cdip}= −1.050
t_{width}= −0.996
1819-096 2026/11/12 5.82UT TOYOKAWA-KISO

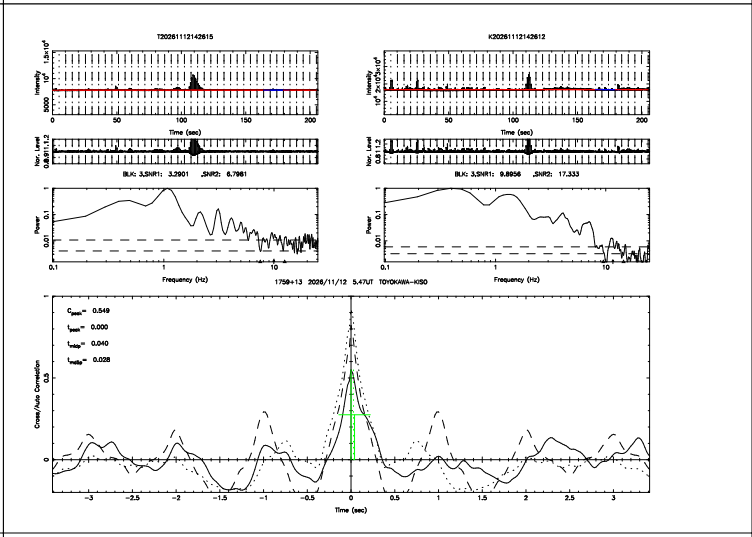
T20261112142615
K20261112142612
BLK: 3,SNR1: 3.2901 ,SNR2: 6.7981
BLK: 3,SNR1: 9.8956 ,SNR2: 17.333
C_{peak}= 0.549
t_{peak}= 0.000
t_{cdip}= 0.040
t_{width}= 0.028
1759+13 2026/11/12 5.47UT TOYOKAWA-KISO

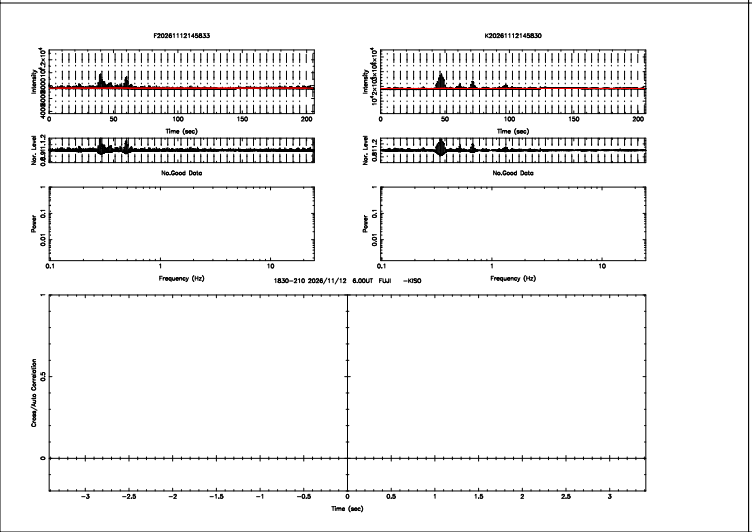
F20261112145833
K20261112145830
No.Good Data
1830-210 2026/11/12 6.00UT FUJI -KISO

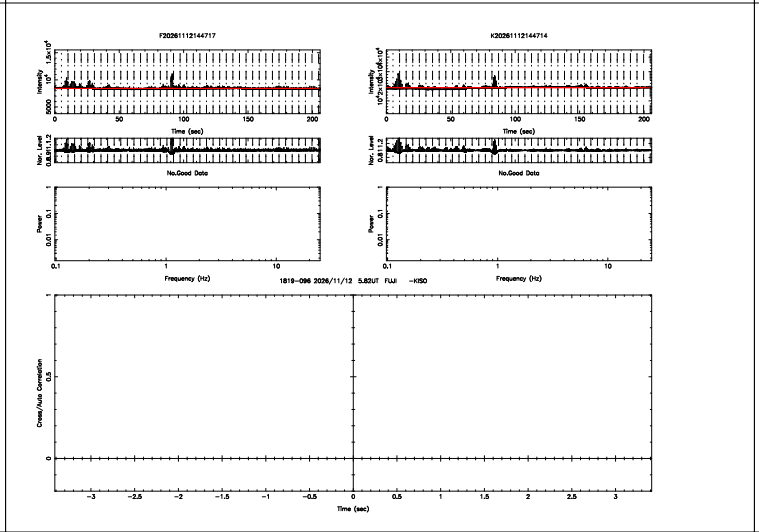
F20261112144717
K20261112144714
No.Good Data
1819-096 2026/11/12 5.82UT FUJI -KISO

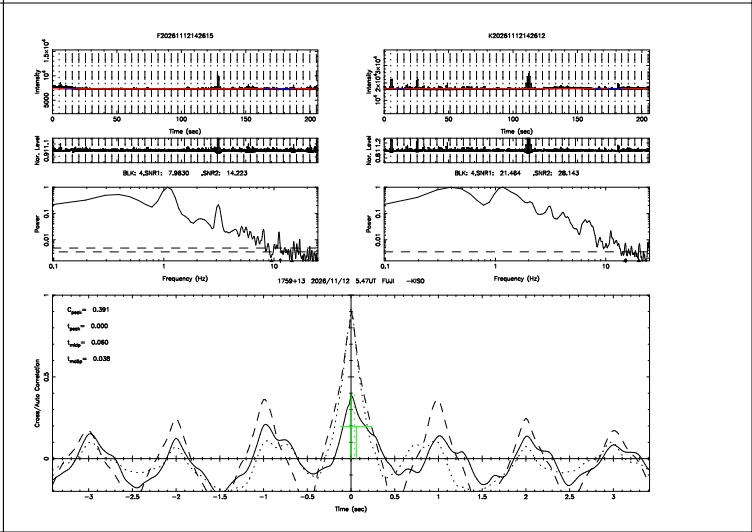
F20261112142615
K20261112142612
BLK: 4,SNR1: 7.9830 ,SNR2: 14.223
BLK: 4,SNR1: 21.464 ,SNR2: 28.143
C_{peak}= 0.391
t_{peak}= 0.000
t_{cdip}= 0.060
t_{width}= 0.038
1759+13 2026/11/12 5.47UT FUJI -KISO

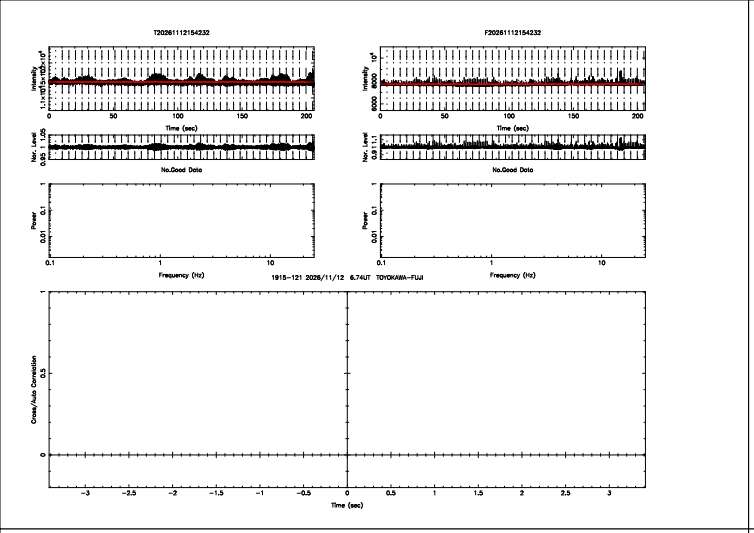
T20261112154232
F20261112154232
No.Good Data
No.Good Data
1915−121 2026/11/12 6.74UT TOYOKAWA−FUJI
Cross/Auto Correlation
Time (sec)

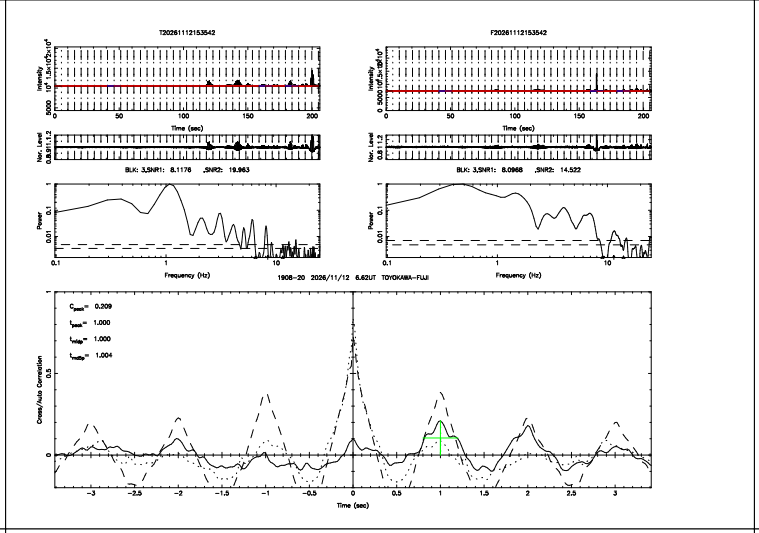
T20261112153542
F20261112153542
BLK: 3,SNR1: 8.1176 ,SNR2: 19.963
BLK: 3,SNR1: 8.0968 ,SNR2: 14.522
1908−20 2026/11/12 6.62UT TOYOKAWA−FUJI
C_peak= 0.209
t_peak= 1.000
t_edge= 1.000
t_valley= 1.004
Cross/Auto Correlation
Time (sec)

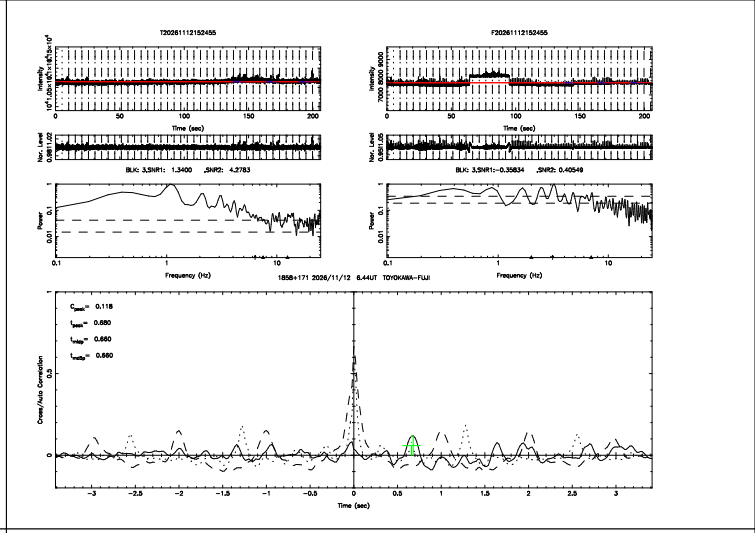
T20261112152455
F20261112152455
BLK: 3,SNR1: 1.3400 ,SNR2: 4.2783
BLK: 3,SNR1:−0.35834 ,SNR2: 0.40549
1858+171 2026/11/12 6.44UT TOYOKAWA−FUJI
C_peak= 0.118
t_peak= 0.680
t_edge= 0.660
t_valley= 0.660
Cross/Auto Correlation
Time (sec)

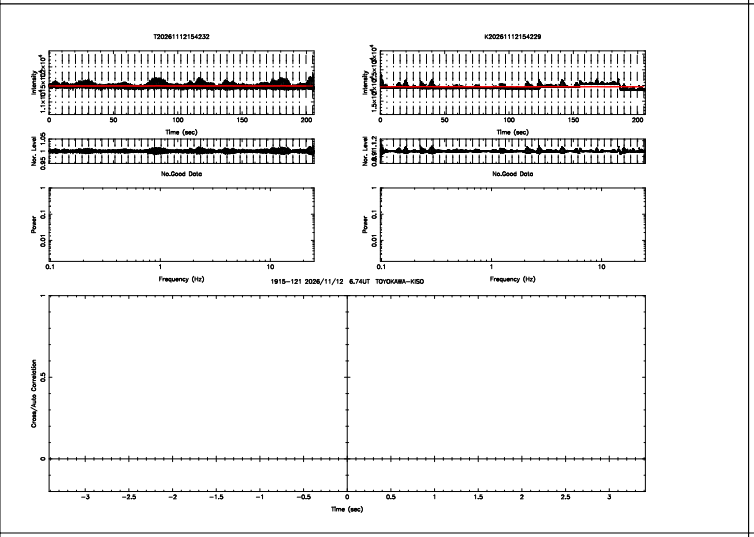
T20261112154232
K20261112154229
No.Good Data
No.Good Data
1915−121 2026/11/12 6.74UT TOYOKAWA−KISO
Cross/Auto Correlation
Time (sec)

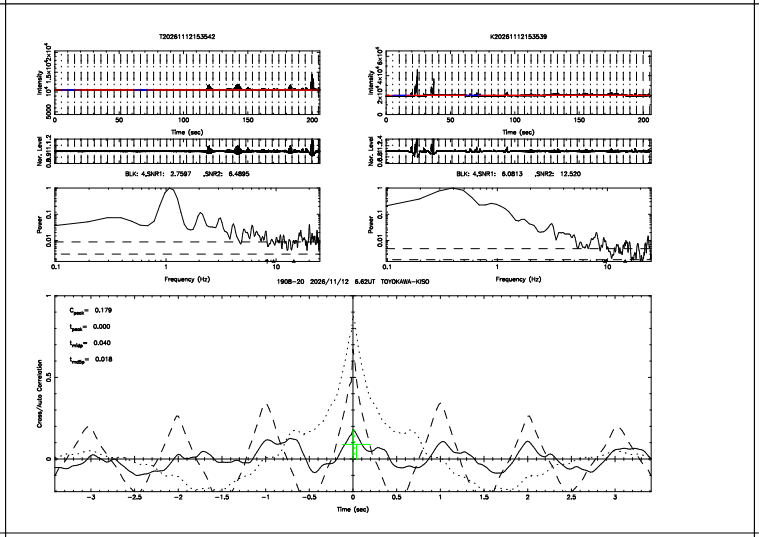
T20261112153542
K20261112153539
BLK: 4,SNR1: 2.7597 ,SNR2: 6.4895
BLK: 4,SNR1: 6.0813 ,SNR2: 12.520
1908−20 2026/11/12 6.62UT TOYOKAWA−KISO
C_peak= 0.179
t_peak= 0.000
t_edge= 0.040
t_valley= 0.018
Cross/Auto Correlation
Time (sec)

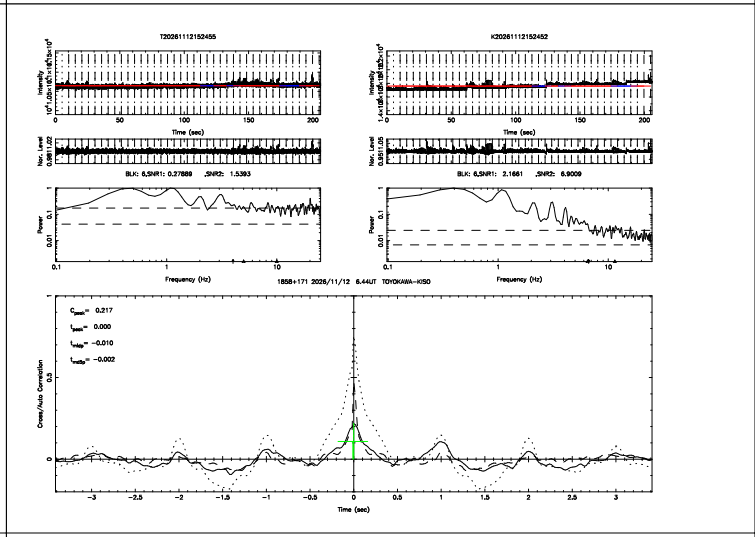
T20261112152455
K20261112152452
BLK: 5,SNR1: 0.37889 ,SNR2: 1.5393
BLK: 5,SNR1: 2.1661 ,SNR2: 6.9009
1858+171 2026/11/12 6.44UT TOYOKAWA−KISO
C_peak= 0.217
t_peak= 0.000
t_edge= −0.010
t_valley= −0.002
Cross/Auto Correlation
Time (sec)

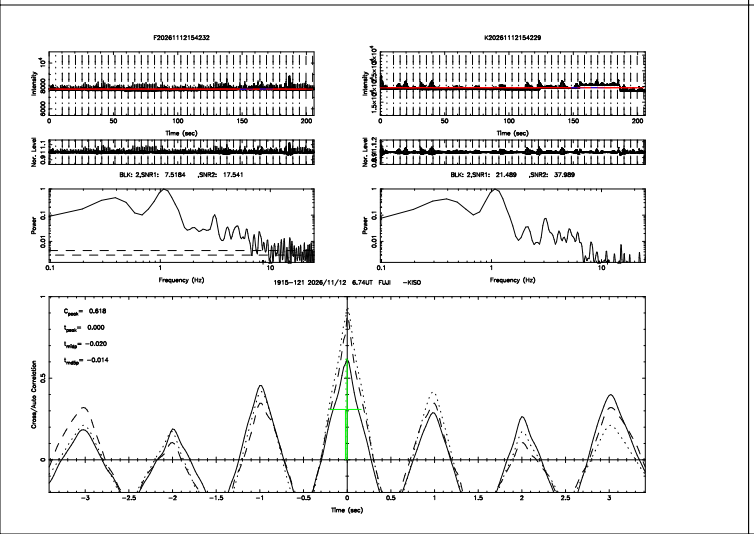
F20261112154232
K20261112154229
BLK: 2,SNR1: 7.5184 ,SNR2: 17.541
BLK: 2,SNR1: 21.489 ,SNR2: 37.889
1915−121 2026/11/12 6.74UT FUJI −KISO
C_peak= 0.618
t_peak= 0.000
t_edge= −0.020
t_valley= −0.014
Cross/Auto Correlation
Time (sec)

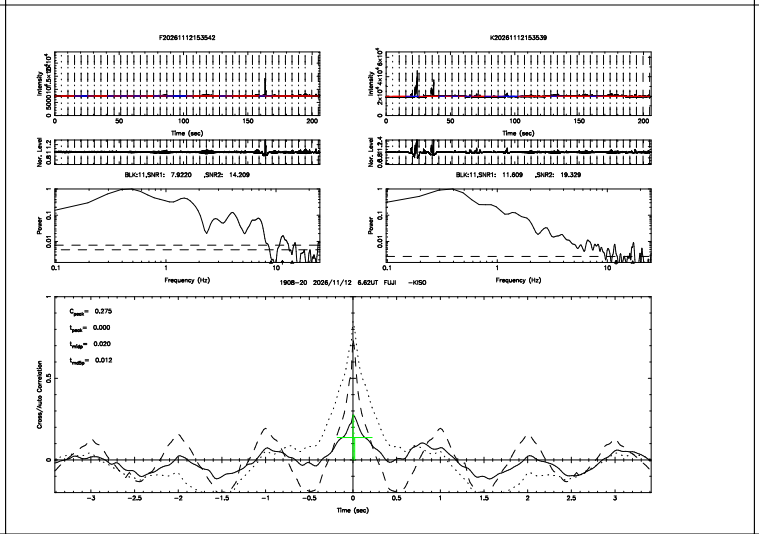
F20261112153542
K20261112153539
BLK:11,SNR1: 7.9220 ,SNR2: 14.309
BLK:11,SNR1: 11.809 ,SNR2: 19.329
1908−20 2026/11/12 6.62UT FUJI −KISO
C_peak= 0.275
t_peak= 0.000
t_edge= 0.020
t_valley= 0.012
Cross/Auto Correlation
Time (sec)

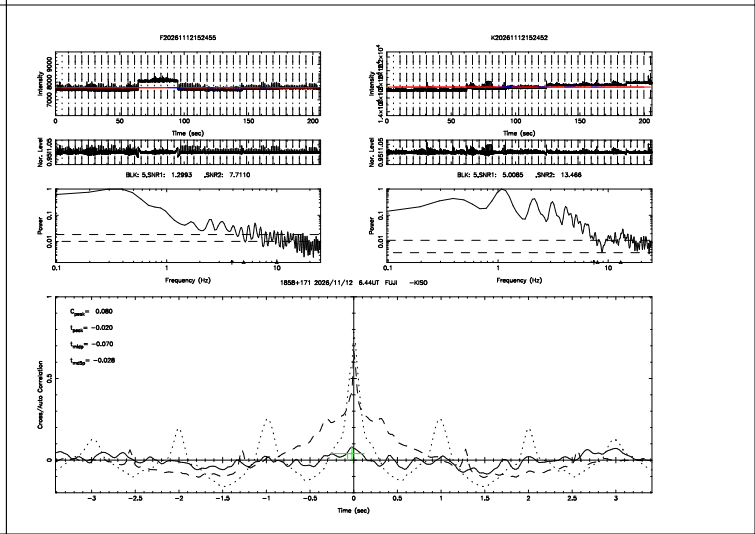
F20261112152455
K20261112152452
BLK: 5,SNR1: 1.2993 ,SNR2: 7.7110
BLK: 5,SNR1: 5.0085 ,SNR2: 13.466
1858+171 2026/11/12 6.44UT FUJI −KISO
C_peak= 0.080
t_peak= −0.020
t_edge= −0.070
t_valley= −0.028
Cross/Auto Correlation
Time (sec)

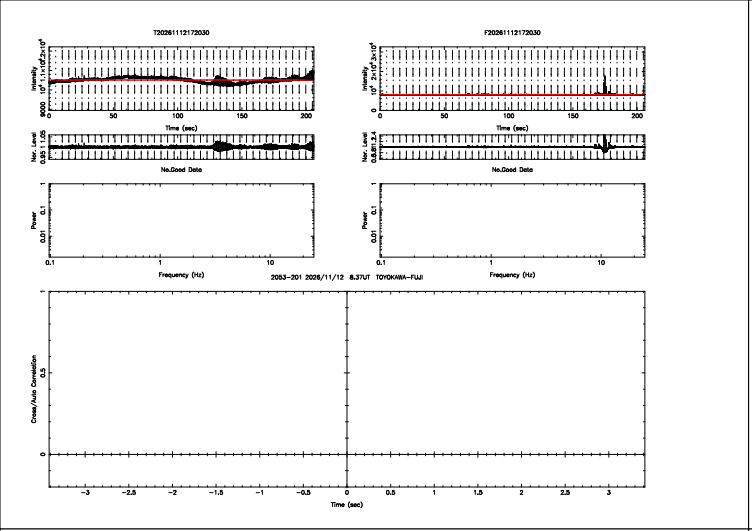
T20261112172030
F20261112172030
No.Good Data
No.Good Data
2053-201 2026/11/12 8.37UT TOYOKAWA-FUJI
Time (sec)
Frequency (Hz)

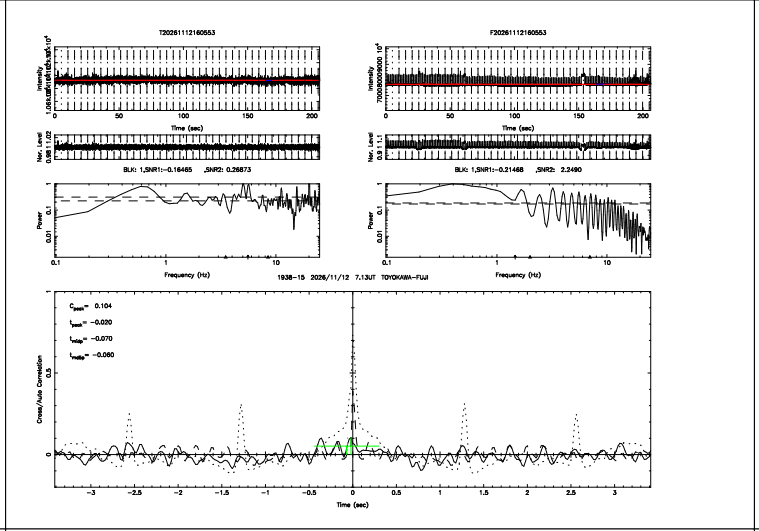
T20261112160553
F20261112160553
BLK: 1,SNR1:-0.16465 ,SNR2: 0.26873
BLK: 1,SNR1:-0.21468 ,SNR2: 2.2490
1938-15 2026/11/12 7.13UT TOYOKAWA-FUJI
C_peak= 0.104
t_peak= -0.020
t_edge= -0.070
t_refle= -0.060
Time (sec)
Frequency (Hz)

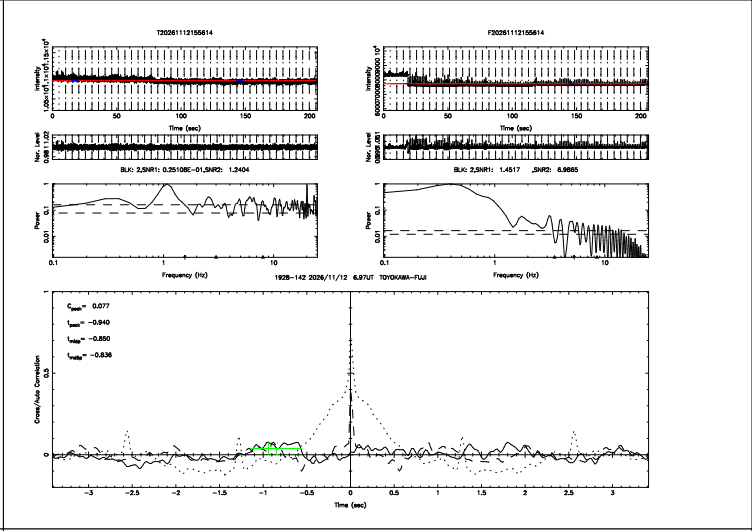
T20261112155614
F20261112155614
BLK: 2,SNR1: 0.25108E-01,SNR2: 1.2404
BLK: 2,SNR1: 1.4517 ,SNR2: 6.9665
1928-142 2026/11/12 6.97UT TOYOKAWA-FUJI
C_peak= 0.077
t_peak= -0.940
t_edge= -0.850
t_refle= -0.836
Time (sec)
Frequency (Hz)

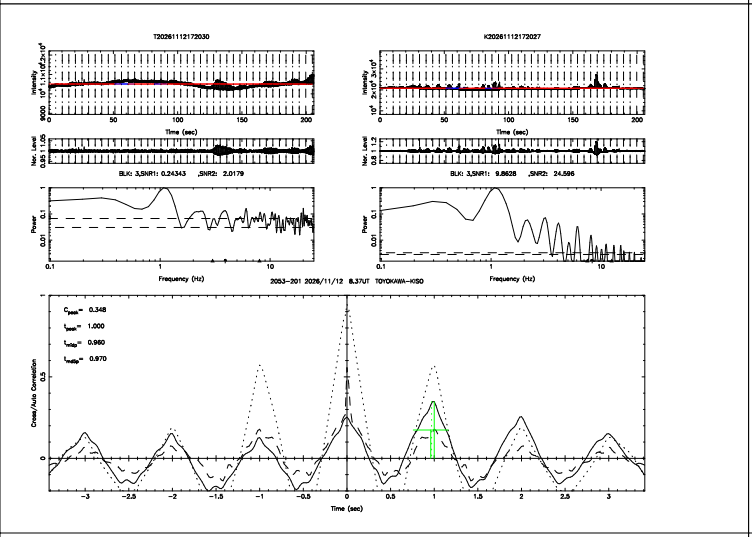
T20261112172030
K20261112173027
BLK: 3,SNR1: 0.24343 ,SNR2: 2.0179
BLK: 3,SNR1: 9.8628 ,SNR2: 24.586
2053-201 2026/11/12 8.37UT TOYOKAWA-KISO
C_peak= 0.348
t_peak= 1.000
t_edge= 0.960
t_refle= 0.970
Time (sec)
Frequency (Hz)

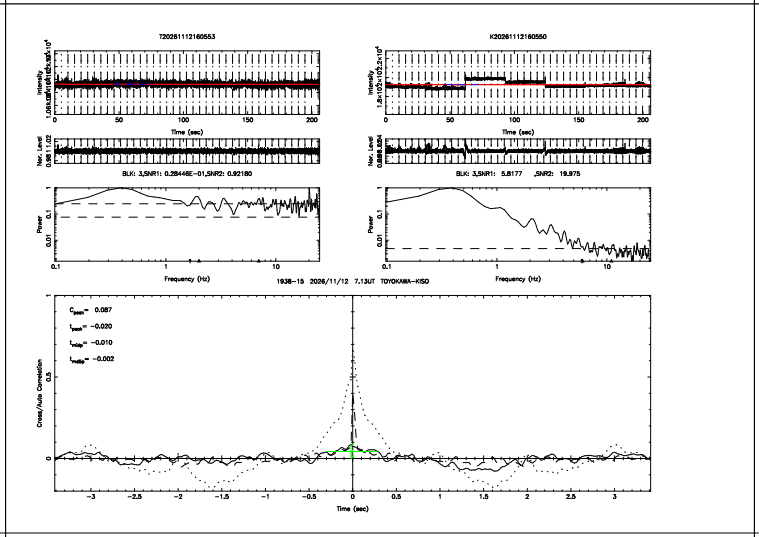
T20261112160553
K20261112160550
BLK: 3,SNR1: 0.28446E-01,SNR2: 0.92180
BLK: 3,SNR1: 5.8177 ,SNR2: 19.975
1938-15 2026/11/12 7.13UT TOYOKAWA-KISO
C_peak= 0.087
t_peak= -0.020
t_edge= -0.010
t_refle= -0.002
Time (sec)
Frequency (Hz)

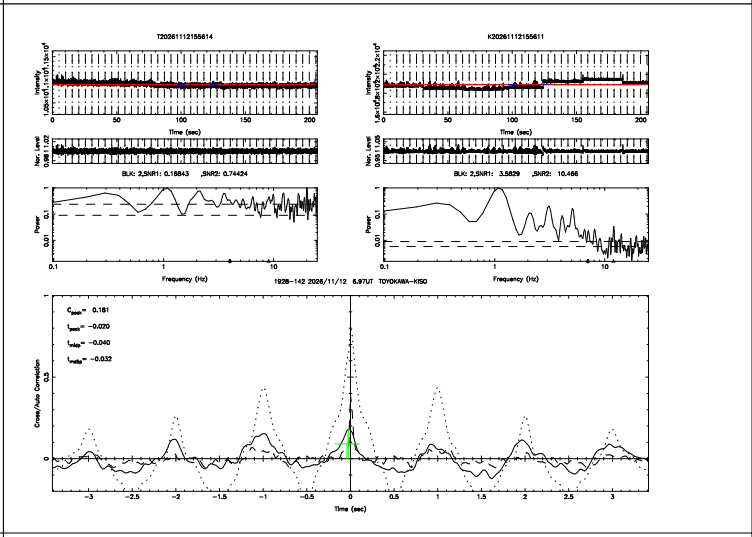
T20261112155614
K20261112155611
BLK: 2,SNR1: 0.16843 ,SNR2: 0.74424
BLK: 2,SNR1: 3.5829 ,SNR2: 10.466
1928-142 2026/11/12 6.97UT TOYOKAWA-KISO
C_peak= 0.181
t_peak= -0.020
t_edge= -0.040
t_refle= -0.032
Time (sec)
Frequency (Hz)

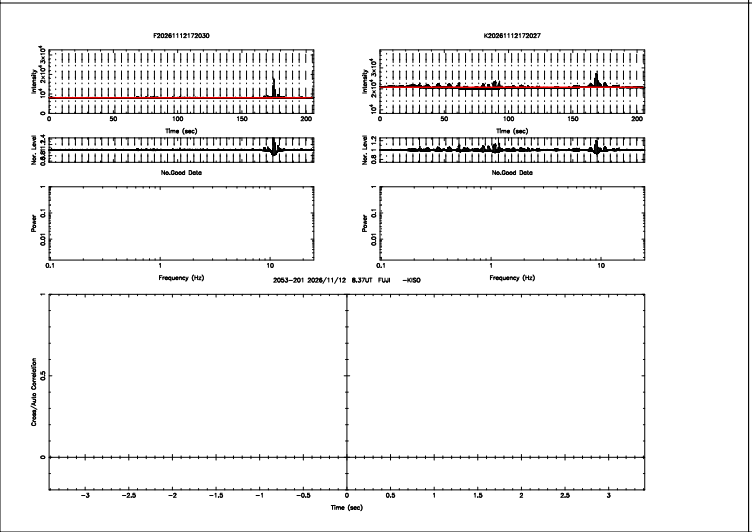
F20261112172030
K20261112173027
No.Good Data
No.Good Data
2053-201 2026/11/12 8.37UT FUJI -KISO
Time (sec)
Frequency (Hz)

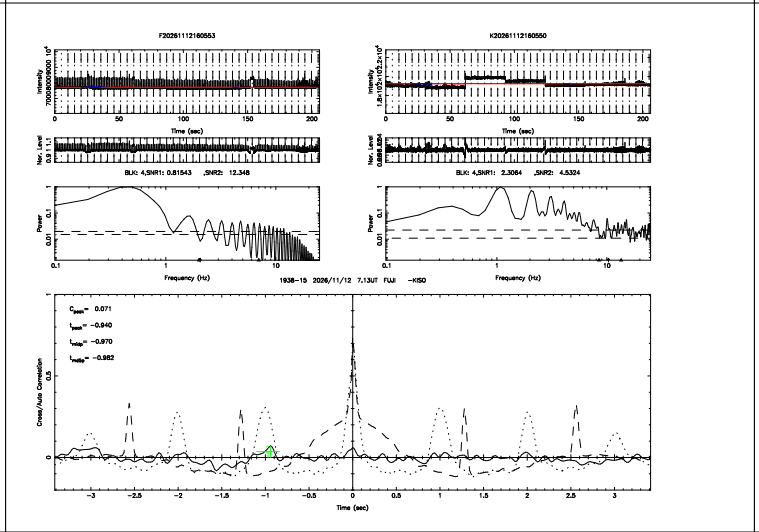
F20261112160553
K20261112160550
BLK: 4,SNR1: 0.81543 ,SNR2: 12.348
BLK: 4,SNR1: 2.3064 ,SNR2: 4.5324
1938-15 2026/11/12 7.13UT FUJI -KISO
C_peak= 0.071
t_peak= -0.940
t_edge= -0.970
t_refle= -0.982
Time (sec)
Frequency (Hz)

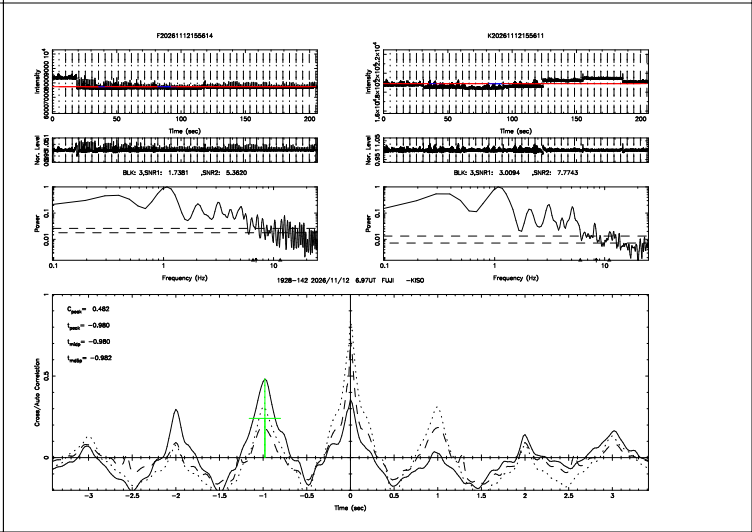
F20261112155614
K20261112155611
BLK: 3,SNR1: 1.7381 ,SNR2: 5.3620
BLK: 3,SNR1: 3.0094 ,SNR2: 7.7743
1928-142 2026/11/12 6.97UT FUJI -KISO
C_peak= 0.482
t_peak= -0.980
t_edge= -0.980
t_refle= -0.982
Time (sec)
Frequency (Hz)