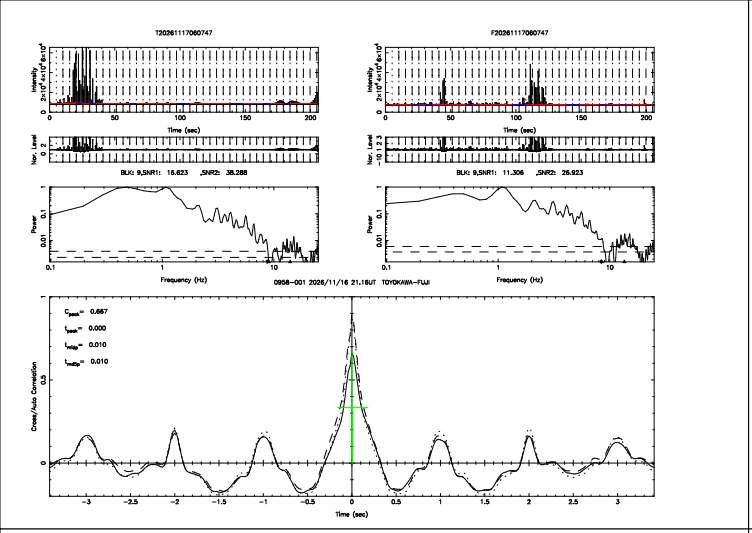
T20261117060747
F20261117060747
Intensity
Nor. Level
BLK: 9,SNR1: 16.623 ,SNR2: 38.288
BLK: 9,SNR1: 11.306 ,SNR2: 25.923
Power
Frequency (Hz)
0958-001 2026/11/16 21.16UT TOYOKAWA-FUJI
C_{peak}= 0.667
t_{peak}= 0.000
t_{edge}= 0.010
t_{width}= 0.010
Cross/Auto Correlation
Time (sec)

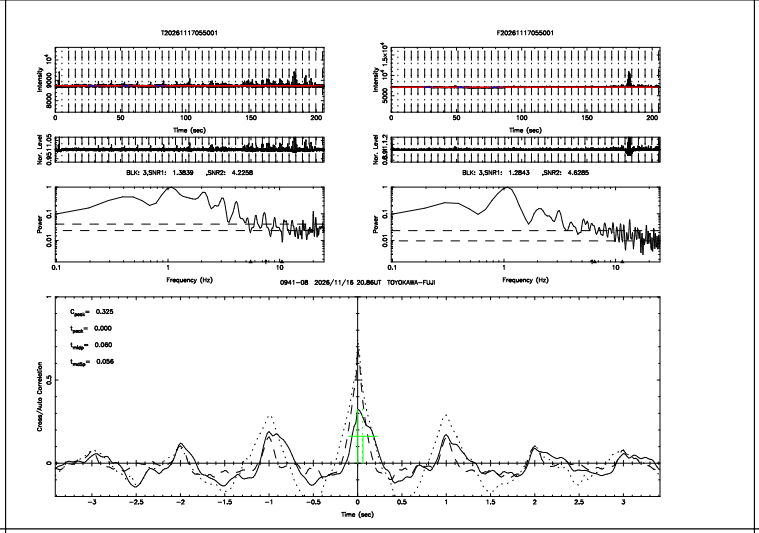
T20261117055001
F20261117055001
Intensity
Nor. Level
BLK: 3,SNR1: 1.3839 ,SNR2: 4.2258
BLK: 3,SNR1: 1.2843 ,SNR2: 4.6285
Power
Frequency (Hz)
0941-08 2026/11/16 20.86UT TOYOKAWA-FUJI
C_{peak}= 0.325
t_{peak}= 0.000
t_{edge}= 0.060
t_{width}= 0.056
Cross/Auto Correlation
Time (sec)

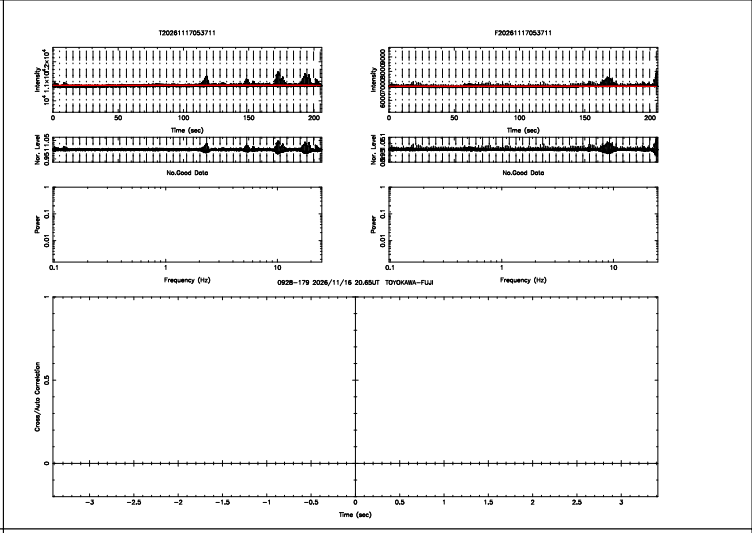
T20261117053711
F20261117053711
Intensity
Nor. Level
No.Good Data
No.Good Data
Power
Frequency (Hz)
0928-179 2026/11/16 20.65UT TOYOKAWA-FUJI
Cross/Auto Correlation
Time (sec)

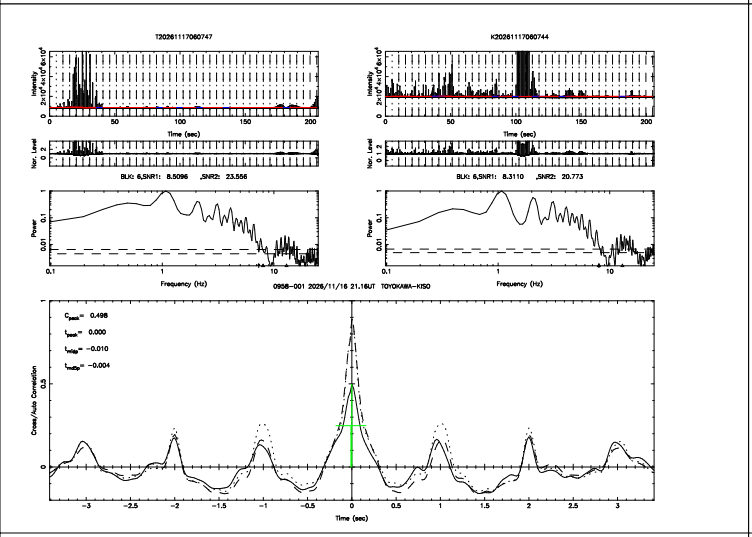
T20261117060747
K20261117060744
Intensity
Nor. Level
BLK: 6,SNR1: 8.5096 ,SNR2: 23.556
BLK: 6,SNR1: 8.3110 ,SNR2: 20.773
Power
Frequency (Hz)
0958-001 2026/11/16 21.16UT TOYOKAWA-KISO
C_{peak}= 0.498
t_{peak}= 0.000
t_{edge}= -0.010
t_{width}= -0.004
Cross/Auto Correlation
Time (sec)

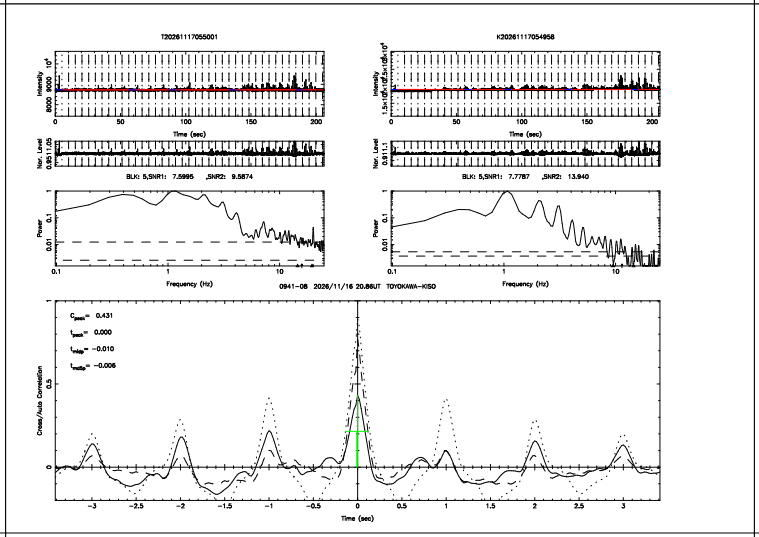
T20261117055001
K20261117054958
Intensity
Nor. Level
BLK: 5,SNR1: 7.5995 ,SNR2: 9.5874
BLK: 5,SNR1: 7.7787 ,SNR2: 13.940
Power
Frequency (Hz)
0941-08 2026/11/16 20.86UT TOYOKAWA-KISO
C_{peak}= 0.431
t_{peak}= 0.000
t_{edge}= -0.010
t_{width}= -0.006
Cross/Auto Correlation
Time (sec)

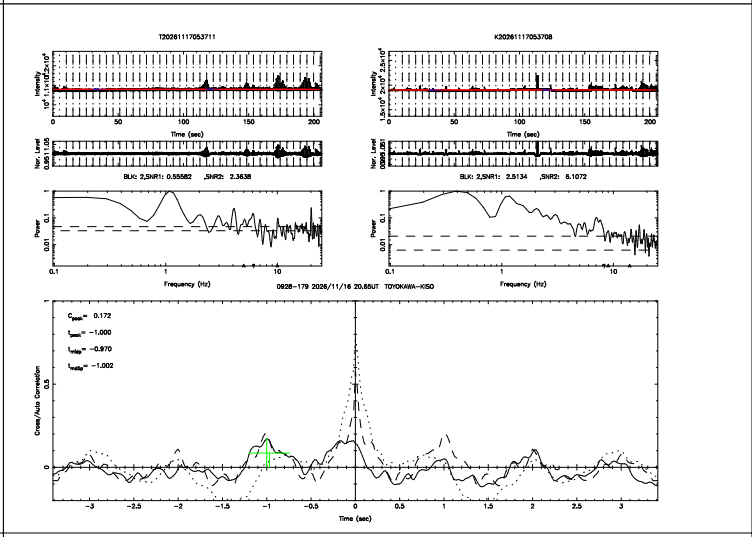
T20261117053711
K20261117053708
Intensity
Nor. Level
BLK: 2,SNR1: 0.55582 ,SNR2: 2.3538
BLK: 2,SNR1: 2.5134 ,SNR2: 6.1072
Power
Frequency (Hz)
0928-179 2026/11/16 20.65UT TOYOKAWA-KISO
C_{peak}= 0.172
t_{peak}= -1.000
t_{edge}= -0.970
t_{width}= -1.002
Cross/Auto Correlation
Time (sec)

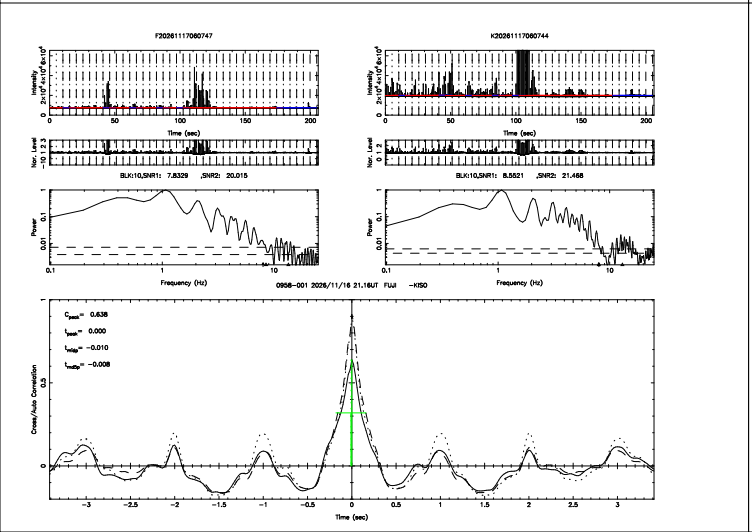
F20261117060747
K20261117060744
Intensity
Nor. Level
BLK10,SNR1: 7.8329 ,SNR2: 20.015
BLK10,SNR1: 8.5521 ,SNR2: 21.466
Power
Frequency (Hz)
0958-001 2026/11/16 21.16UT FUJI -KISO
C_{peak}= 0.638
t_{peak}= 0.000
t_{edge}= -0.010
t_{width}= -0.008
Cross/Auto Correlation
Time (sec)

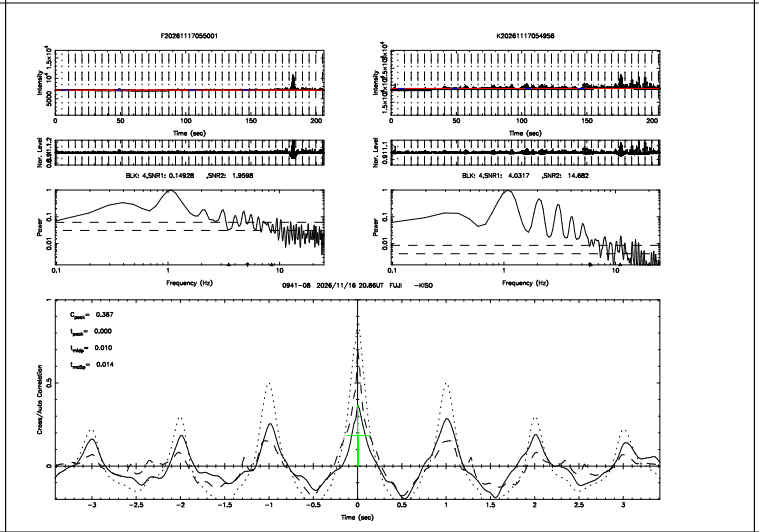
F20261117055001
K20261117054958
Intensity
Nor. Level
BLK: 4,SNR1: 0.14928 ,SNR2: 1.9598
BLK: 4,SNR1: 4.0317 ,SNR2: 14.682
Power
Frequency (Hz)
0941-08 2026/11/16 20.86UT FUJI -KISO
C_{peak}= 0.367
t_{peak}= 0.000
t_{edge}= 0.010
t_{width}= 0.014
Cross/Auto Correlation
Time (sec)

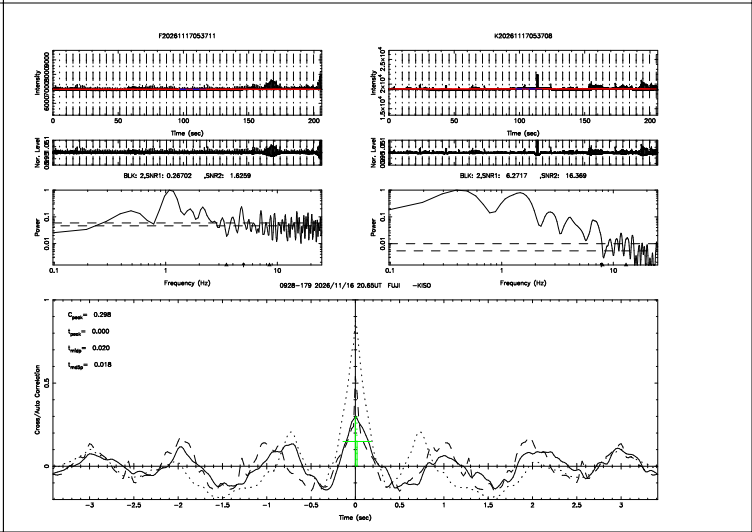
F20261117053711
K20261117053708
Intensity
Nor. Level
BLK: 2,SNR1: 0.26702 ,SNR2: 1.8259
BLK: 2,SNR1: 6.2717 ,SNR2: 16.369
Power
Frequency (Hz)
0928-179 2026/11/16 20.65UT FUJI -KISO
C_{peak}= 0.298
t_{peak}= 0.000
t_{edge}= 0.020
t_{width}= 0.018
Cross/Auto Correlation
Time (sec)

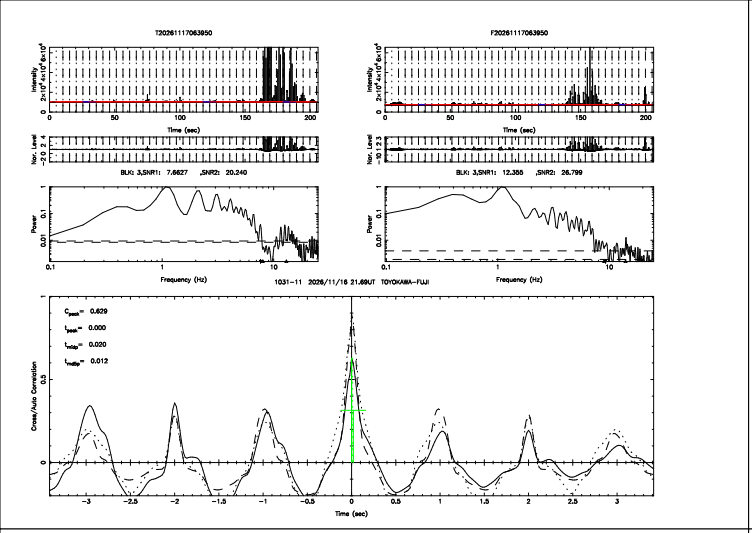
T20261117063950
F20261117063950
BLK: 3,SNR1: 7.6627 ,SNR2: 20.240
BLK: 3,SNR1: 12.385 ,SNR2: 26.799
1031-11 2026/11/16 21.69UT TOYOKAWA-FUJI
C_peak= 0.629
t_peak= 0.000
t_side= 0.020
t_side= 0.012
Cross/Auto Correlation
Time (sec)

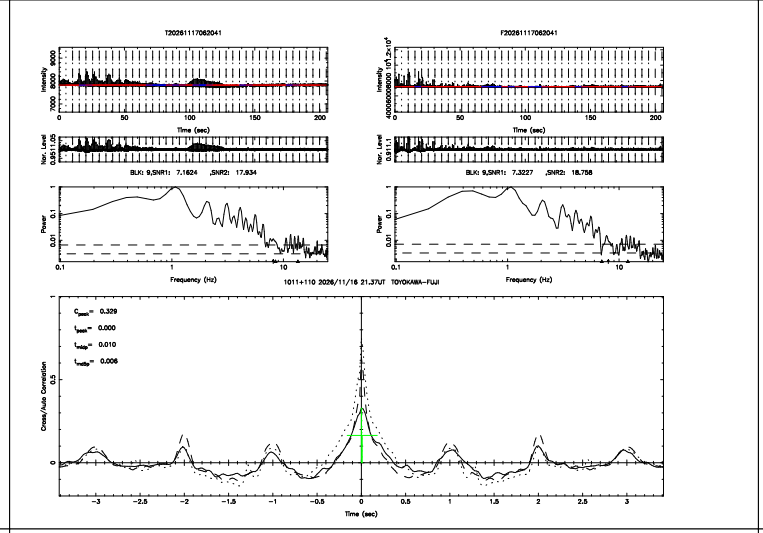
T20261117062041
F20261117062041
BLK: 9,SNR1: 7.1624 ,SNR2: 17.934
BLK: 9,SNR1: 7.3227 ,SNR2: 18.758
1011+110 2026/11/16 21.37UT TOYOKAWA-FUJI
C_peak= 0.329
t_peak= 0.000
t_side= 0.010
t_side= 0.006
Cross/Auto Correlation
Time (sec)

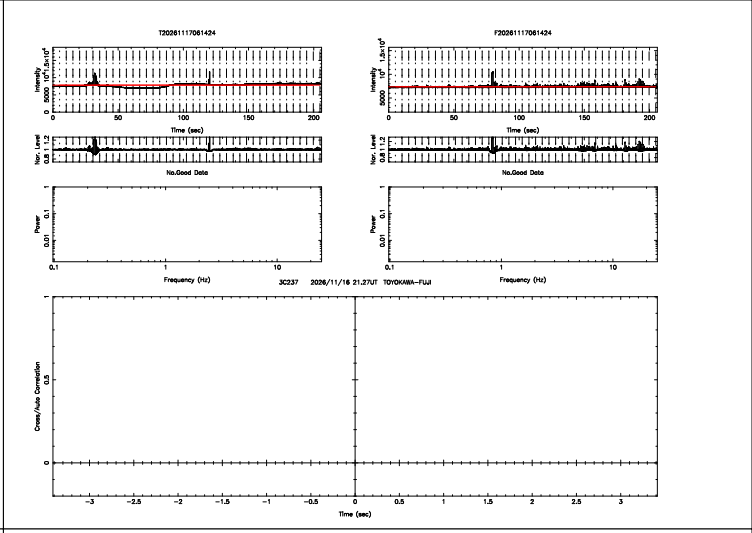
T20261117061424
F20261117061424
No.Good Data
No.Good Data
3C237 2026/11/16 21.27UT TOYOKAWA-FUJI
Cross/Auto Correlation
Time (sec)

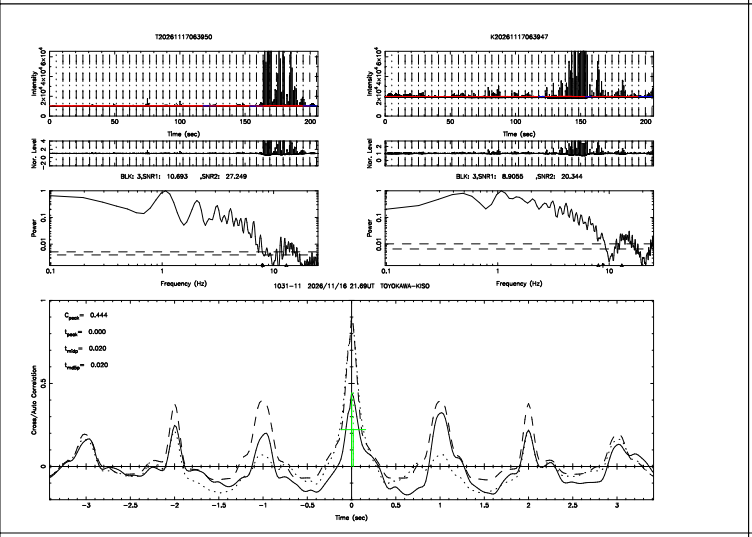
T20261117063950
K20261117063947
BLK: 3,SNR1: 10.693 ,SNR2: 27.249
BLK: 3,SNR1: 8.9055 ,SNR2: 20.344
1031-11 2026/11/16 21.69UT TOYOKAWA-KISO
C_peak= 0.444
t_peak= 0.000
t_side= 0.020
t_side= 0.020
Cross/Auto Correlation
Time (sec)

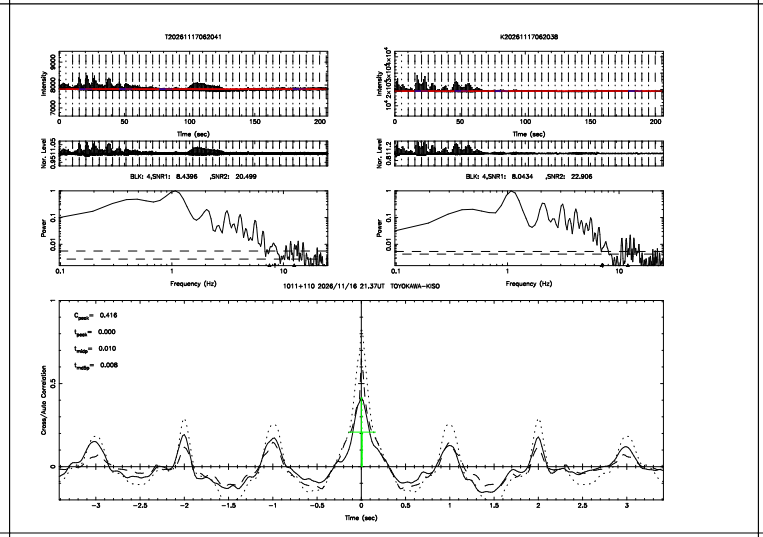
T20261117062041
K20261117062038
BLK: 4,SNR1: 8.4396 ,SNR2: 20.499
BLK: 4,SNR1: 8.0434 ,SNR2: 22.906
1011+110 2026/11/16 21.37UT TOYOKAWA-KISO
C_peak= 0.416
t_peak= 0.000
t_side= 0.010
t_side= 0.008
Cross/Auto Correlation
Time (sec)

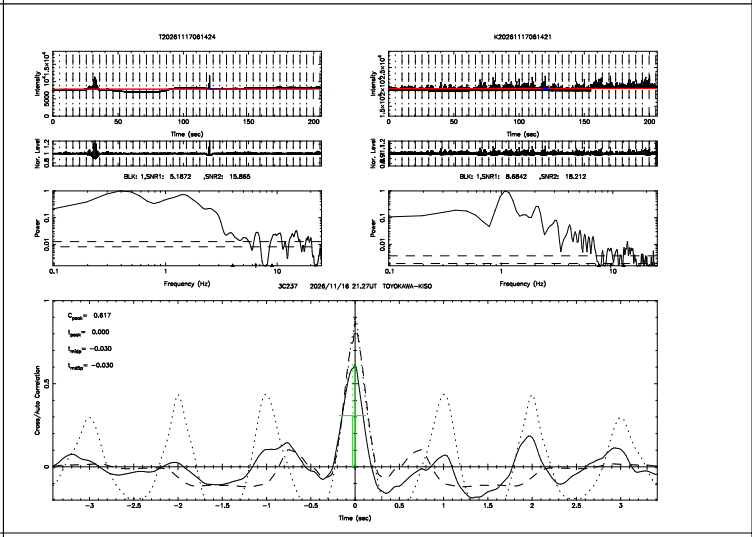
T20261117061424
K20261117061421
BLK: 1,SNR1: 5.1872 ,SNR2: 15.865
BLK: 1,SNR1: 5.6842 ,SNR2: 18.212
3C237 2026/11/16 21.27UT TOYOKAWA-KISO
C_peak= 0.617
t_peak= 0.000
t_side= -0.030
t_side= -0.030
Cross/Auto Correlation
Time (sec)

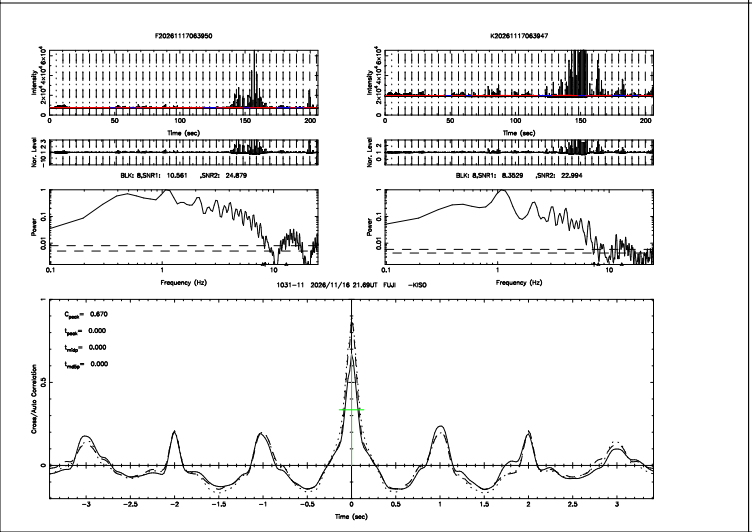
F20261117063950
K20261117063947
BLK: 8,SNR1: 10.561 ,SNR2: 24.879
BLK: 8,SNR1: 8.3529 ,SNR2: 22.994
1031-11 2026/11/16 21.69UT FUJI -KISO
C_peak= 0.670
t_peak= 0.000
t_side= 0.000
t_side= 0.000
Cross/Auto Correlation
Time (sec)

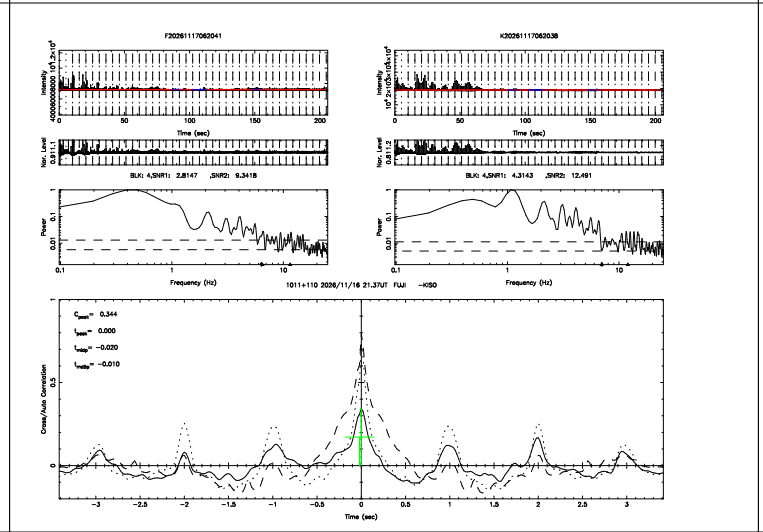
F20261117062041
K20261117062038
BLK: 4,SNR1: 2.8147 ,SNR2: 9.3418
BLK: 4,SNR1: 4.3143 ,SNR2: 12.491
1011+110 2026/11/16 21.37UT FUJI -KISO
C_peak= 0.344
t_peak= 0.000
t_side= -0.020
t_side= -0.010
Cross/Auto Correlation
Time (sec)

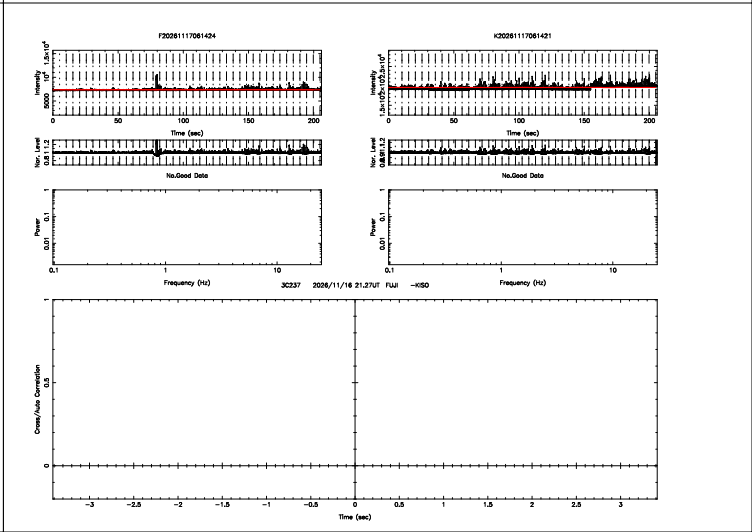
F20261117061424
K20261117061421
No.Good Data
No.Good Data
3C237 2026/11/16 21.27UT FUJI -KISO
Cross/Auto Correlation
Time (sec)

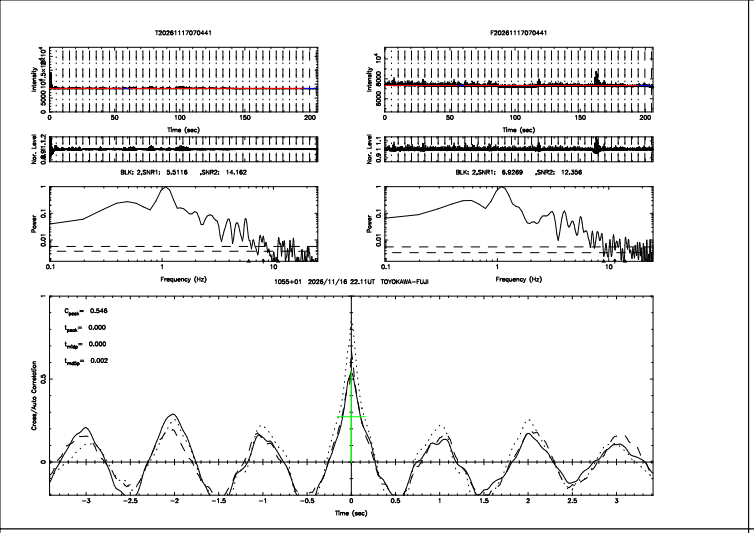
T20261117070441
F20261117070441
BLK: 2,SNR1: 5.5116 ,SNR2: 14.162
BLK: 2,SNR1: 6.9269 ,SNR2: 12.356
1055+01 2026/11/16 22.11UT TOYOKAWA-FUJI
C_peak= 0.546
t_peak= 0.000
t_ntbp= 0.000
t_nstbp= 0.002
Cross/Auto Correlation
Time (sec)

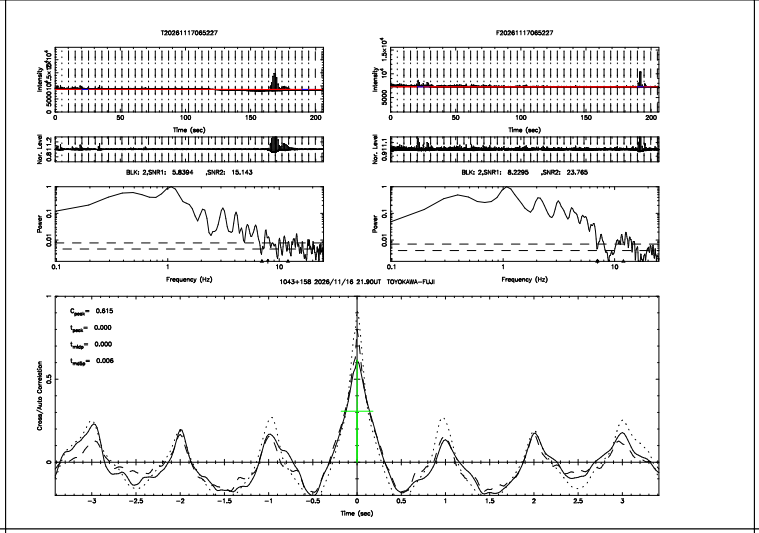
T20261117065227
F20261117065227
BLK: 2,SNR1: 5.8394 ,SNR2: 15.143
BLK: 2,SNR1: 8.2295 ,SNR2: 23.765
1043+158 2026/11/16 21.90UT TOYOKAWA-FUJI
C_peak= 0.615
t_peak= 0.000
t_ntbp= 0.000
t_nstbp= 0.006
Cross/Auto Correlation
Time (sec)

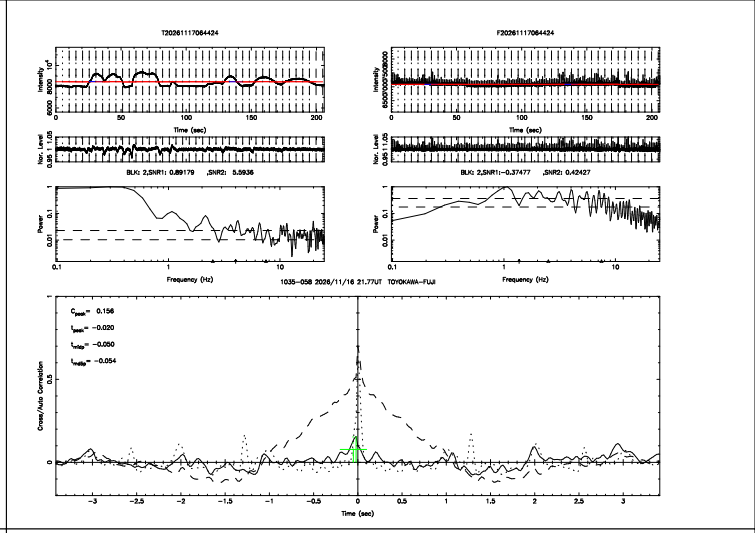
T20261117064424
F20261117064424
BLK: 2,SNR1: 0.89179 ,SNR2: 5.5936
BLK: 2,SNR1:-0.37477 ,SNR2: 0.42427
1035-058 2026/11/16 21.77UT TOYOKAWA-FUJI
C_peak= 0.156
t_peak= -0.020
t_ntbp= -0.050
t_nstbp= -0.054
Cross/Auto Correlation
Time (sec)

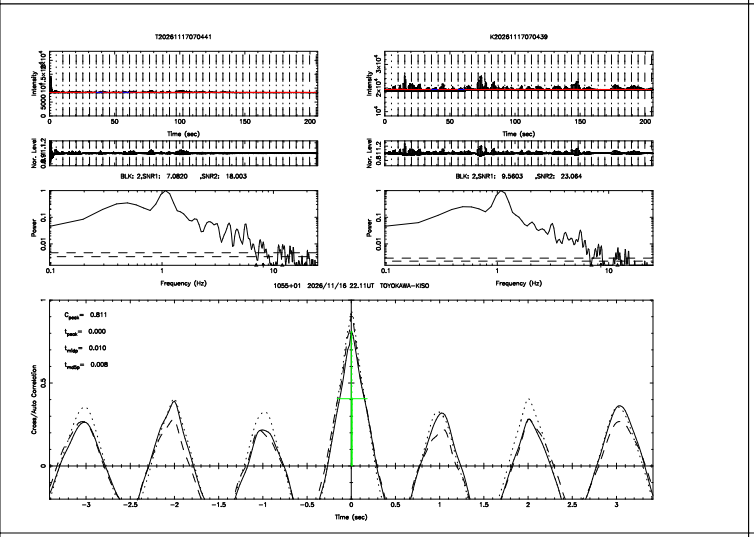
T20261117070441
K20261117070439
BLK: 2,SNR1: 7.0820 ,SNR2: 18.003
BLK: 2,SNR1: 9.5603 ,SNR2: 23.064
1055+01 2026/11/16 22.11UT TOYOKAWA-KISO
C_peak= 0.811
t_peak= 0.000
t_ntbp= 0.010
t_nstbp= 0.008
Cross/Auto Correlation
Time (sec)

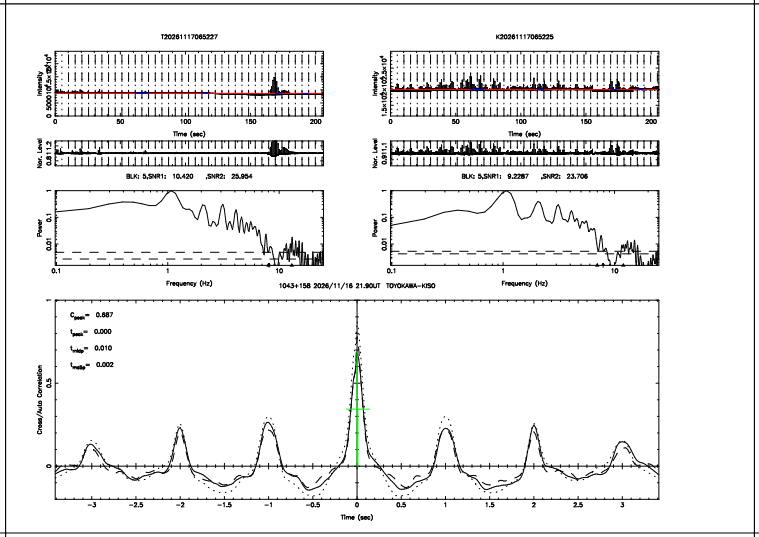
T20261117065227
K20261117065225
BLK: 5,SNR1: 10.420 ,SNR2: 25.954
BLK: 5,SNR1: 9.2287 ,SNR2: 23.706
1043+158 2026/11/16 21.90UT TOYOKAWA-KISO
C_peak= 0.687
t_peak= 0.000
t_ntbp= 0.010
t_nstbp= 0.002
Cross/Auto Correlation
Time (sec)

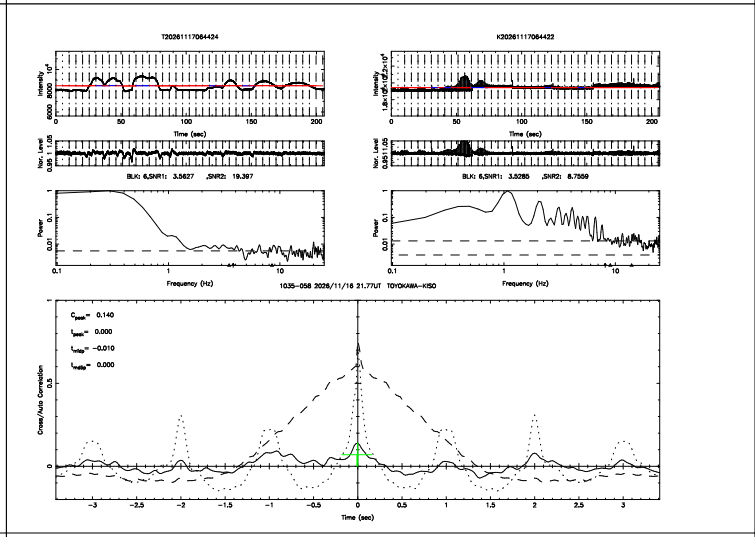
T20261117064424
K20261117064422
BLK: 6,SNR1: 3.5627 ,SNR2: 19.397
BLK: 6,SNR1: 3.5285 ,SNR2: 8.7859
1035-058 2026/11/16 21.77UT TOYOKAWA-KISO
C_peak= 0.140
t_peak= 0.000
t_ntbp= -0.010
t_nstbp= 0.000
Cross/Auto Correlation
Time (sec)

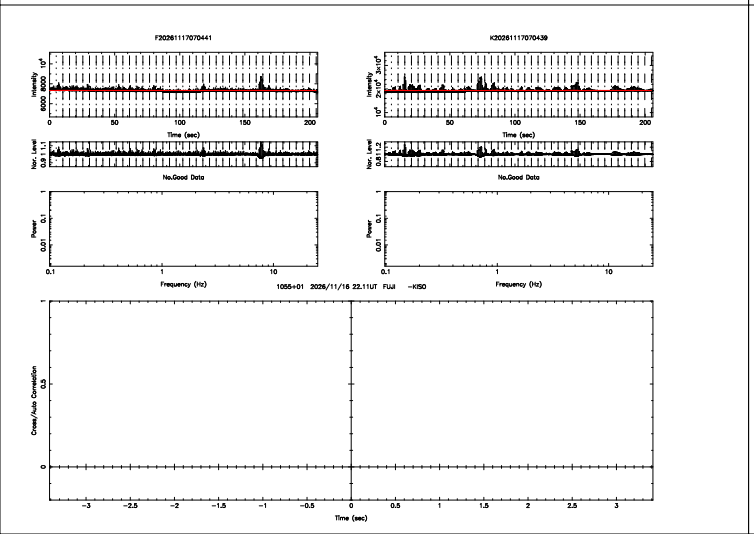
F20261117070441
K20261117070439
No.Good Data
No.Good Data
1055+01 2026/11/16 22.11UT FUJI -KISO
Cross/Auto Correlation
Time (sec)

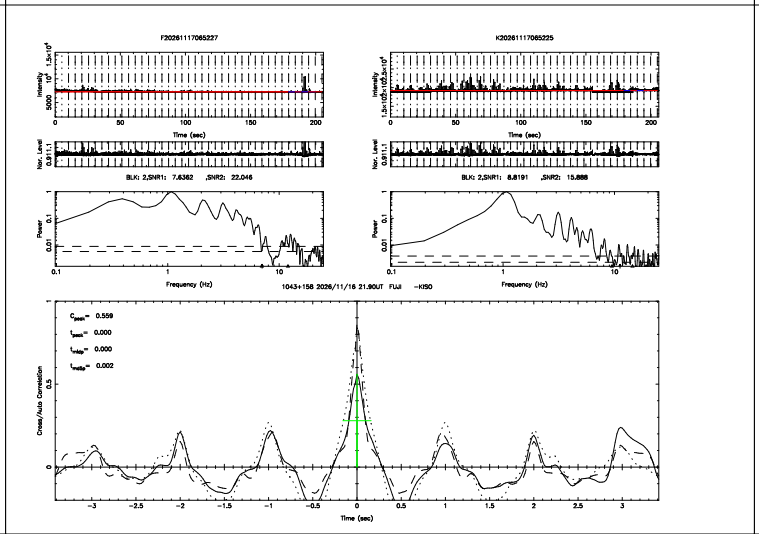
F20261117065227
K20261117065225
BLK: 2,SNR1: 7.6362 ,SNR2: 22.046
BLK: 2,SNR1: 8.8191 ,SNR2: 15.888
1043+158 2026/11/16 21.90UT FUJI -KISO
C_peak= 0.559
t_peak= 0.000
t_ntbp= 0.000
t_nstbp= 0.002
Cross/Auto Correlation
Time (sec)

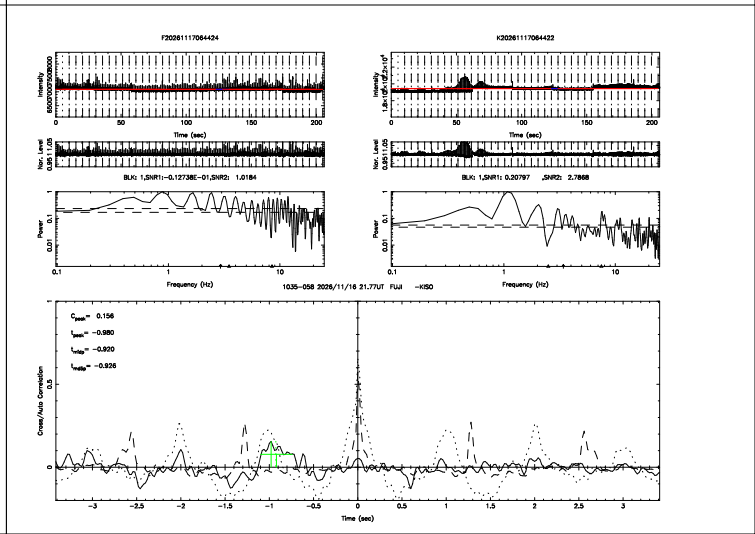
F20261117064424
K20261117064422
BLK: 1,SNR1:-0.12738E-01,SNR2: 1.0184
BLK: 1,SNR1: 0.20797 ,SNR2: 2.7868
1035-058 2026/11/16 21.77UT FUJI -KISO
C_peak= 0.156
t_peak= -0.980
t_ntbp= -0.920
t_nstbp= -0.926
Cross/Auto Correlation
Time (sec)

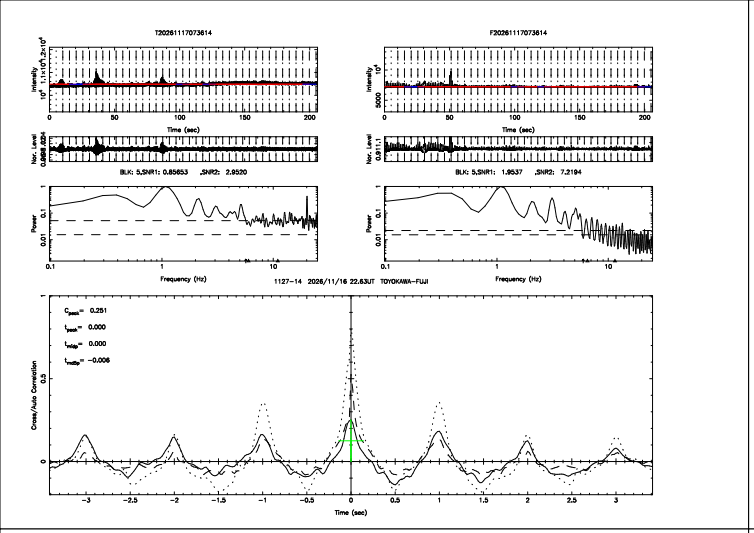
T20261117073614
F20261117073614
BLK: 3,SNR1: 0.85853 ,SNR2: 2.9520
BLK: 3,SNR1: 1.9537 ,SNR2: 7.2194
1127-14 2026/11/16 22.63UT TOYOKAWA-FUJI
C_peak= 0.251
t_peak= 0.000
t_edge= 0.000
t_cntr= -0.006
Time (sec)
Frequency (Hz)
Cross/Auto Correlation

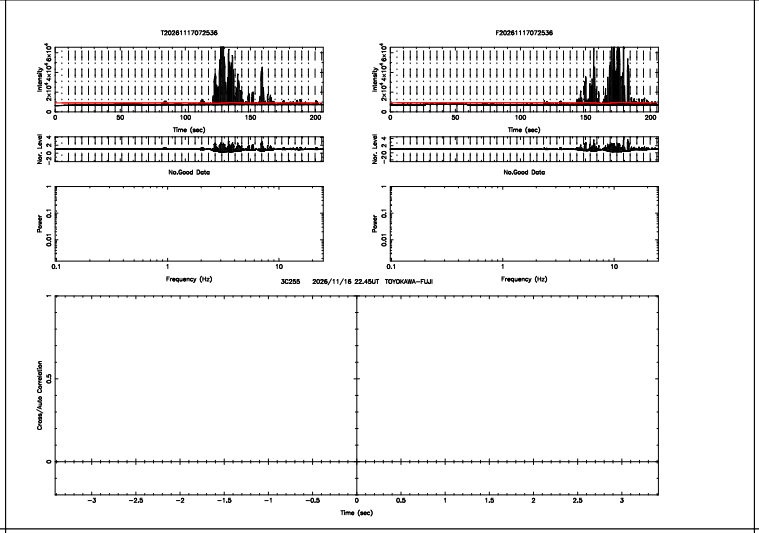
T20261117072536
F20261117072536
No.Good Data
3C255 2026/11/16 22.45UT TOYOKAWA-FUJI
Time (sec)
Frequency (Hz)
Cross/Auto Correlation

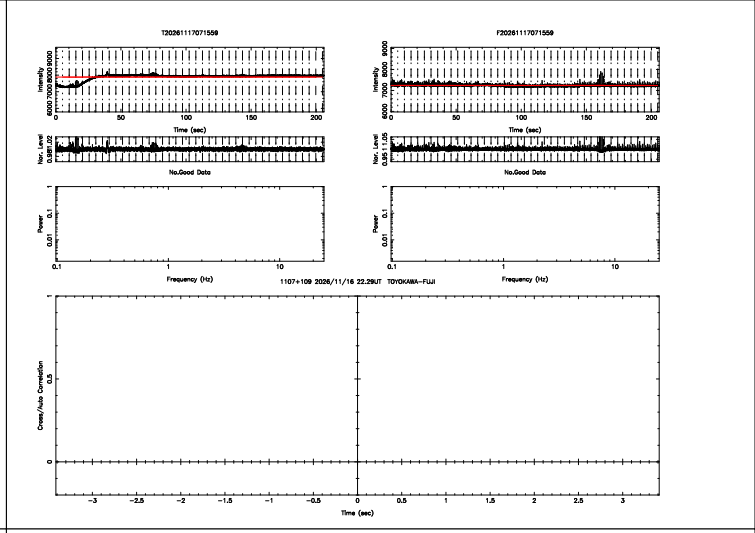
T20261117071559
F20261117071559
No.Good Data
1107+109 2026/11/16 22.29UT TOYOKAWA-FUJI
Time (sec)
Frequency (Hz)
Cross/Auto Correlation

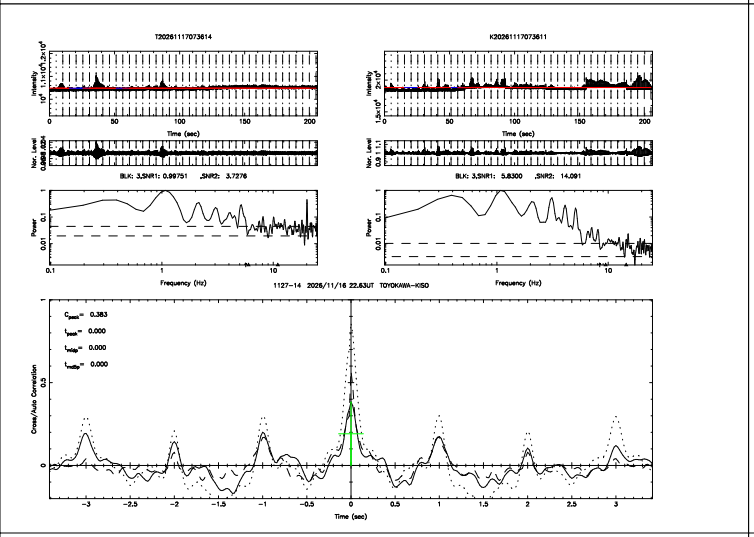
T20261117073614
K20261117073611
BLK: 3,SNR1: 0.99751 ,SNR2: 3.7276
BLK: 3,SNR1: 5.8300 ,SNR2: 14.091
1127-14 2026/11/16 22.63UT TOYOKAWA-KISO
C_peak= 0.383
t_peak= 0.000
t_edge= 0.000
t_cntr= 0.000
Time (sec)
Frequency (Hz)
Cross/Auto Correlation

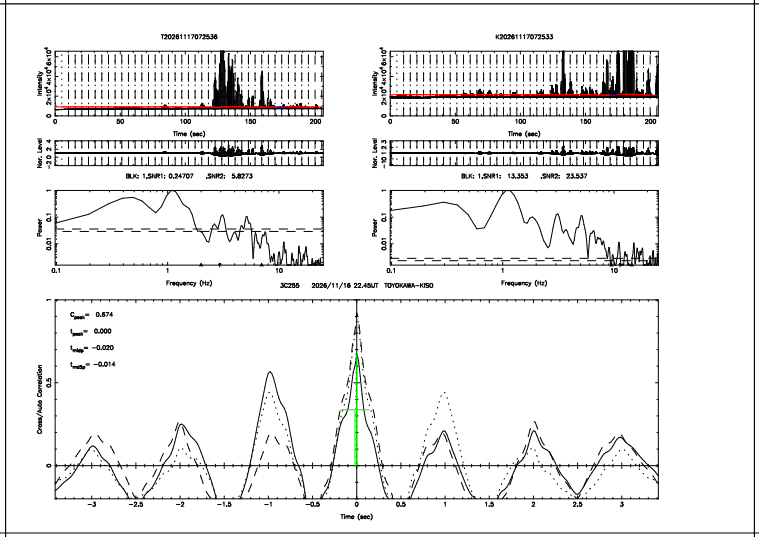
T20261117072536
K20261117072533
BLK: 1,SNR1: 0.24707 ,SNR2: 5.8273
BLK: 1,SNR1: 13.353 ,SNR2: 23.537
3C255 2026/11/16 22.45UT TOYOKAWA-KISO
C_peak= 0.674
t_peak= 0.000
t_edge= -0.020
t_cntr= -0.014
Time (sec)
Frequency (Hz)
Cross/Auto Correlation

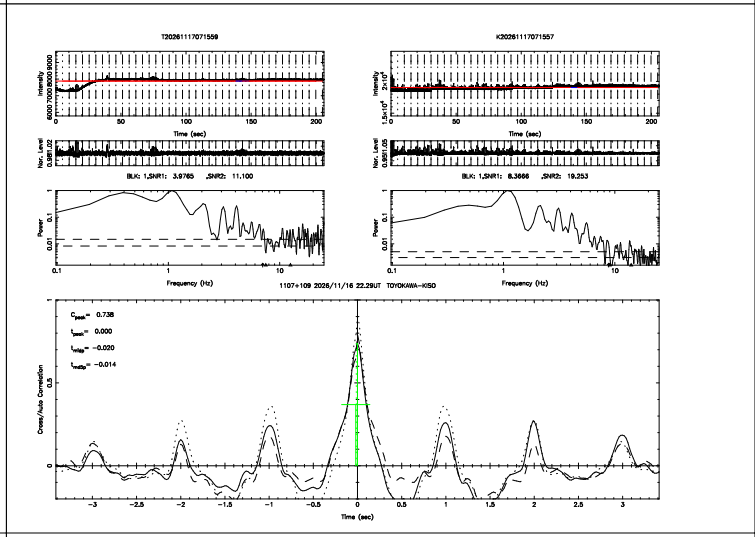
T20261117071559
K20261117071557
BLK: 1,SNR1: 3.9765 ,SNR2: 11.100
BLK: 1,SNR1: 8.3666 ,SNR2: 19.253
1107+109 2026/11/16 22.29UT TOYOKAWA-KISO
C_peak= 0.738
t_peak= 0.000
t_edge= -0.020
t_cntr= -0.014
Time (sec)
Frequency (Hz)
Cross/Auto Correlation

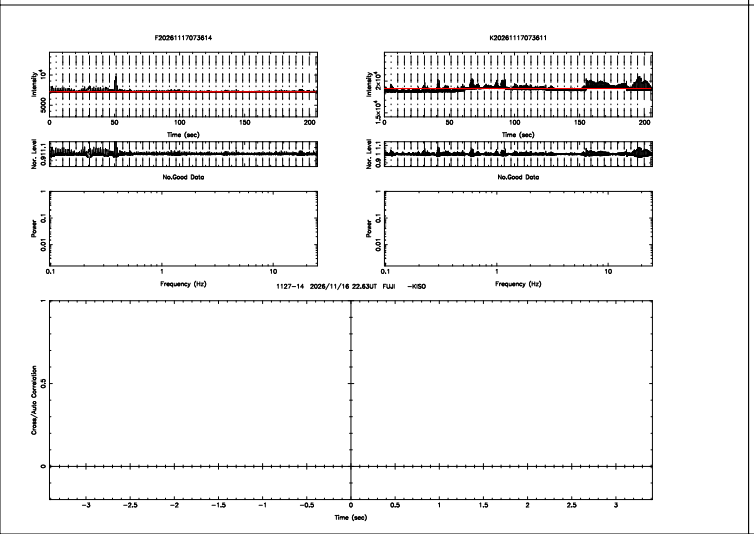
F20261117073614
K20261117073611
No.Good Data
1127-14 2026/11/16 22.63UT FUJI -KISO
Time (sec)
Frequency (Hz)
Cross/Auto Correlation

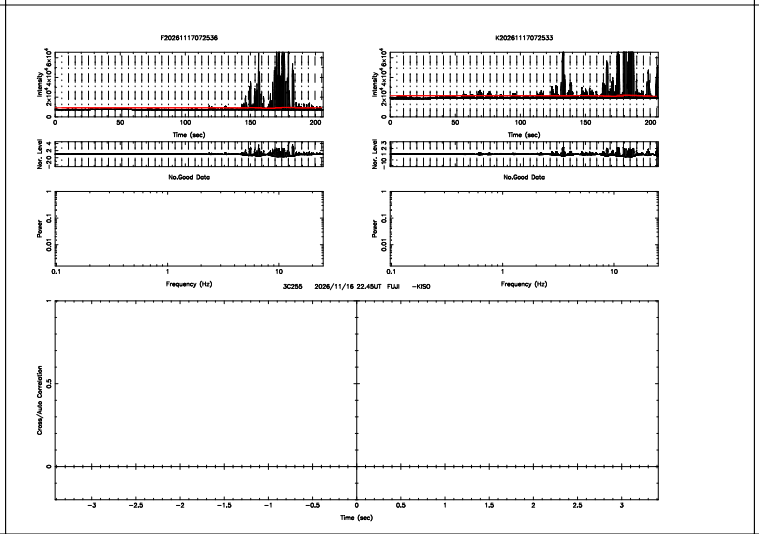
F20261117072536
K20261117072533
No.Good Data
3C255 2026/11/16 22.45UT FUJI -KISO
Time (sec)
Frequency (Hz)
Cross/Auto Correlation

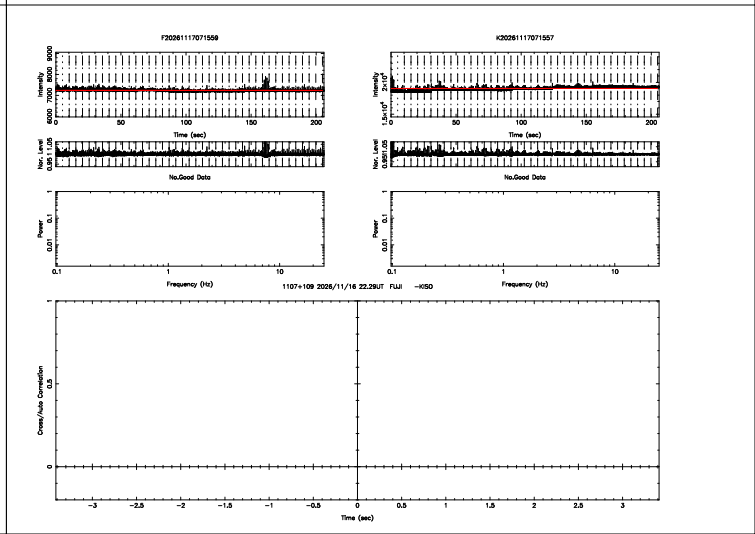
F20261117071559
K20261117071557
No.Good Data
1107+109 2026/11/16 22.29UT FUJI -KISO
Time (sec)
Frequency (Hz)
Cross/Auto Correlation

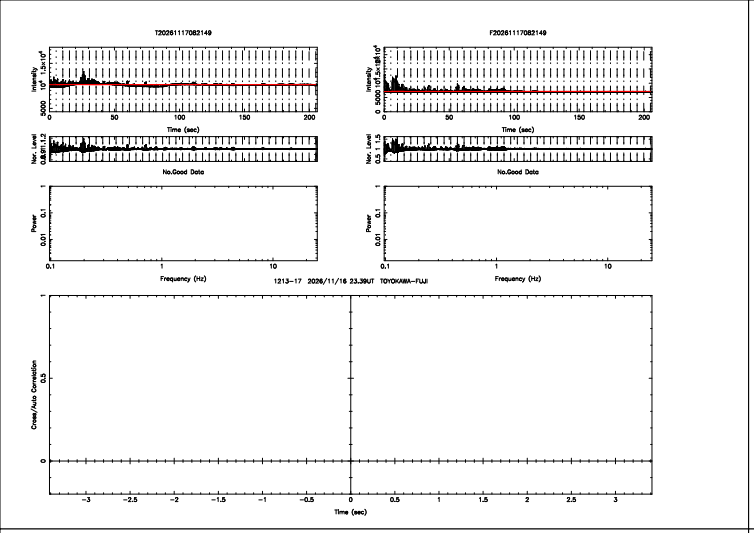
T20261117082149
F20261117082149
No.Good Data
1213-17 2026/11/16 23.39UT TOYOKAWA-FUJI
Time (sec)
Frequency (Hz)
Cross/Auto Correlation

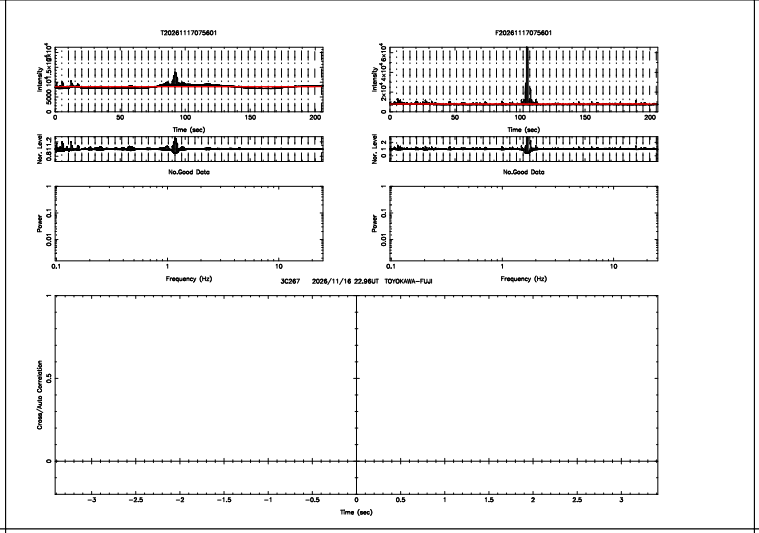
T20261117075601
F20261117075601
No.Good Data
3C267 2026/11/16 22.96UT TOYOKAWA-FUJI
Time (sec)
Frequency (Hz)
Cross/Auto Correlation

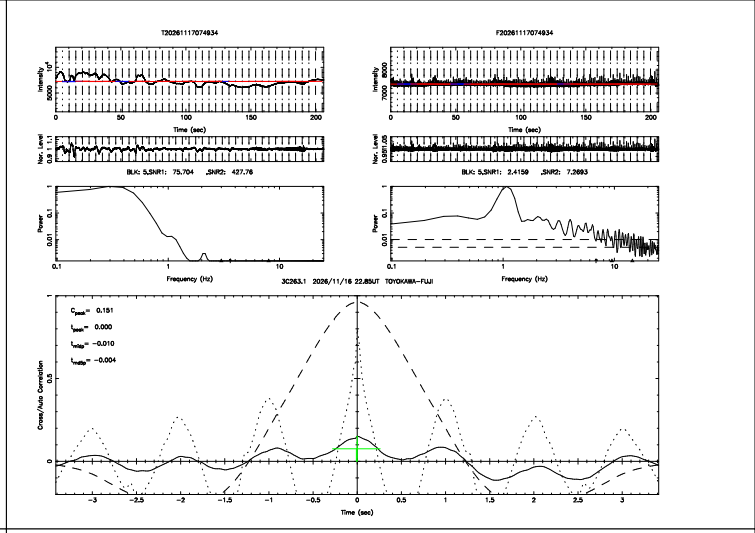
T20261117074934
F20261117074934
BLK: 5,SNR1: 75.704 ,SNR2: 427.76
BLK: 5,SNR1: 2.4159 ,SNR2: 7.2693
3C263.1 2026/11/16 22.85UT TOYOKAWA-FUJI
C_peak= 0.151
t_peak= 0.000
t_max= -0.010
t_mdlp= -0.004
Time (sec)
Frequency (Hz)
Cross/Auto Correlation

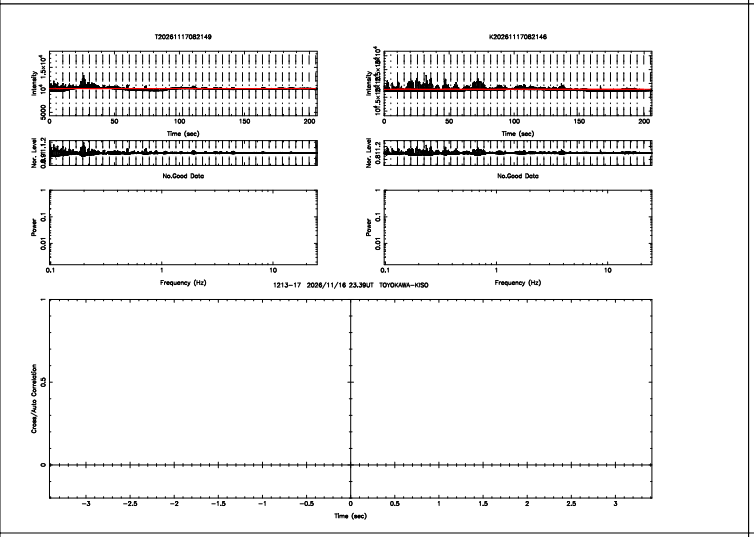
T20261117082149
K20261117082146
No.Good Data
1213-17 2026/11/16 23.39UT TOYOKAWA-KISO
Time (sec)
Frequency (Hz)
Cross/Auto Correlation

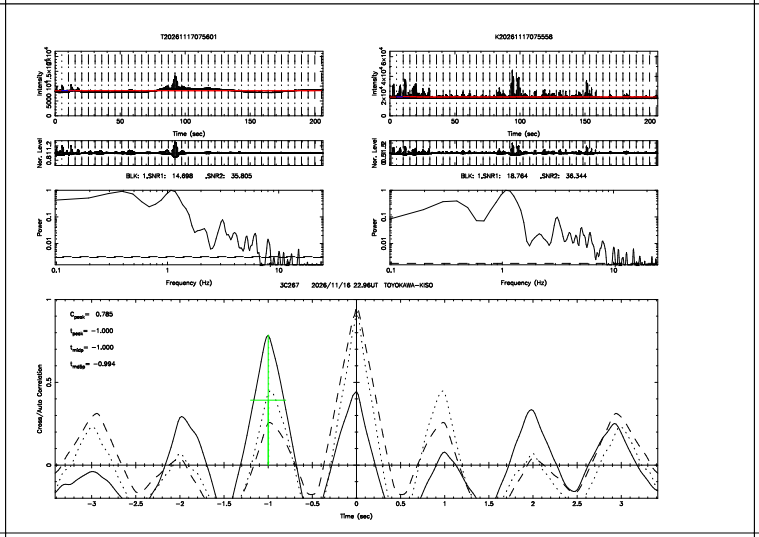
T20261117075601
K20261117075556
BLK: 1,SNR1: 14.698 ,SNR2: 35.805
BLK: 1,SNR1: 18.764 ,SNR2: 36.344
3C267 2026/11/16 22.96UT TOYOKAWA-KISO
C_peak= 0.785
t_peak= -1.000
t_max= -1.000
t_mdlp= -0.994
Time (sec)
Frequency (Hz)
Cross/Auto Correlation

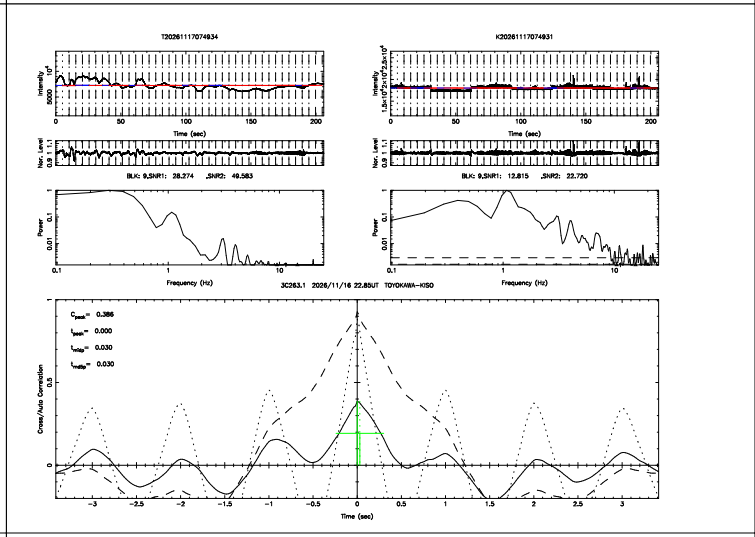
T20261117074934
K20261117074931
BLK: 9,SNR1: 38.274 ,SNR2: 49.583
BLK: 9,SNR1: 12.815 ,SNR2: 22.720
3C263.1 2026/11/16 22.85UT TOYOKAWA-KISO
C_peak= 0.386
t_peak= 0.000
t_max= 0.030
t_mdlp= 0.030
Time (sec)
Frequency (Hz)
Cross/Auto Correlation

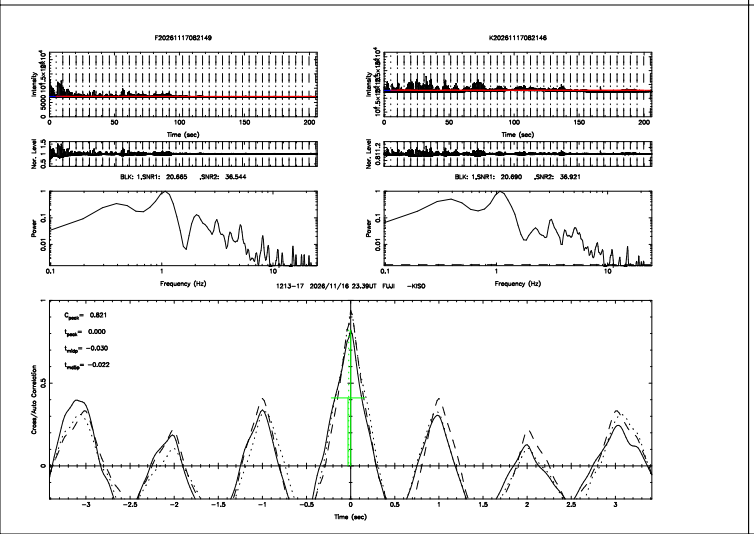
F20261117082149
K20261117082146
BLK: 1,SNR1: 20.665 ,SNR2: 36.544
BLK: 1,SNR1: 20.890 ,SNR2: 36.921
1213-17 2026/11/16 23.39UT FUJI -KISO
C_peak= 0.821
t_peak= 0.000
t_max= -0.030
t_mdlp= -0.022
Time (sec)
Frequency (Hz)
Cross/Auto Correlation

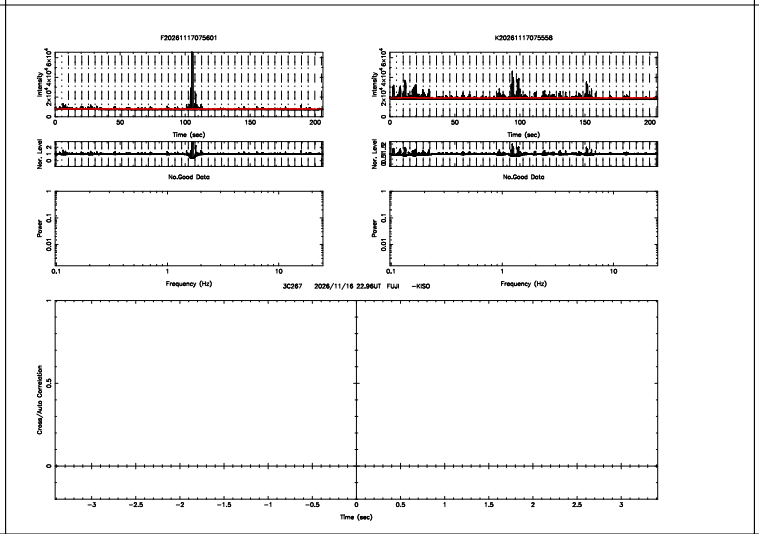
F20261117075601
K20261117075556
No.Good Data
3C267 2026/11/16 22.96UT FUJI -KISO
Time (sec)
Frequency (Hz)
Cross/Auto Correlation

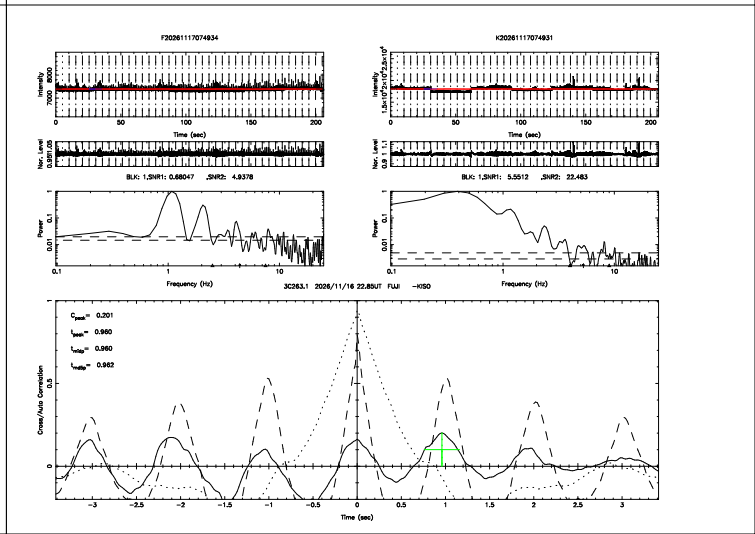
F20261117074934
K20261117074931
BLK: 1,SNR1: 0.68047 ,SNR2: 4.9378
BLK: 1,SNR1: 5.5512 ,SNR2: 22.483
3C263.1 2026/11/16 22.85UT FUJI -KISO
C_peak= 0.201
t_peak= 0.960
t_max= 0.960
t_mdlp= 0.962
Time (sec)
Frequency (Hz)
Cross/Auto Correlation

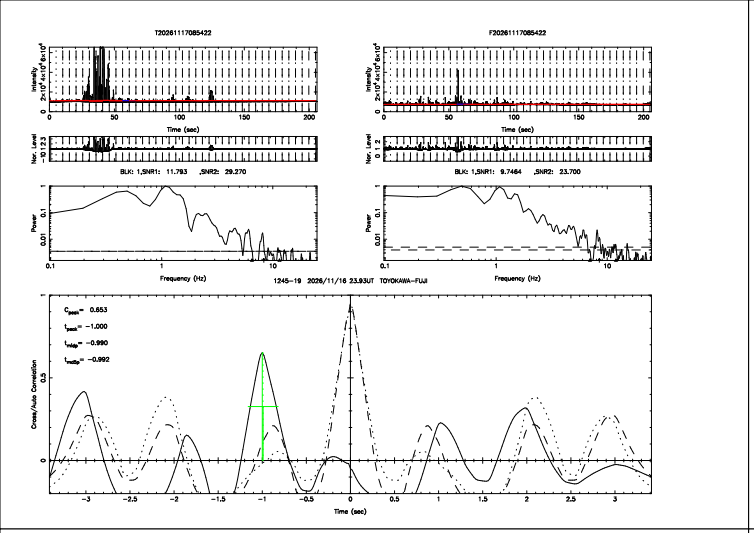
T20261117085422
F20261117085422
BLK: 1,SNR1: 11.793 ,SNR2: 29.270
BLK: 1,SNR1: 9.7464 ,SNR2: 23.700
1245-19 2026/11/16 23.93UT TOYOKAWA-FUJI
C_peak= 0.853
t_peak= -1.000
t_rise= -0.990
t_fall= -0.992
Time (sec)
Frequency (Hz)
Cross/Auto Correlation

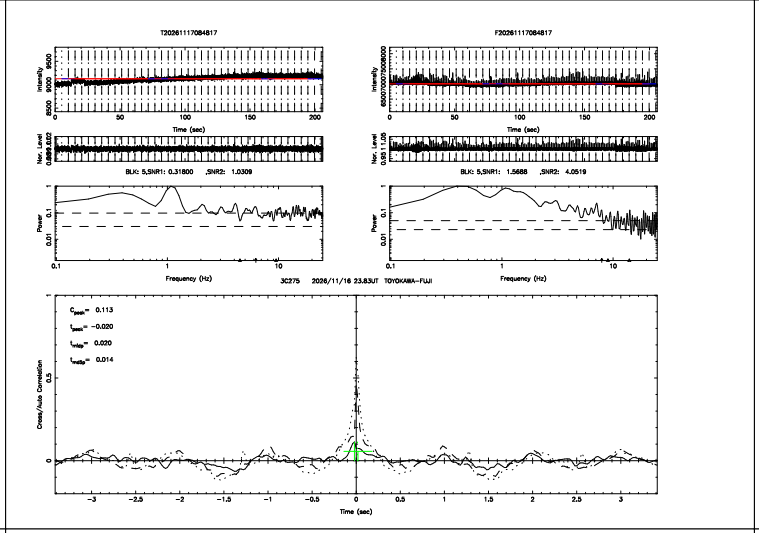
T20261117084817
F20261117084817
BLK: 5,SNR1: 0.31800 ,SNR2: 1.0309
BLK: 5,SNR1: 1.5688 ,SNR2: 4.0519
3C275 2026/11/16 23.83UT TOYOKAWA-FUJI
C_peak= 0.113
t_peak= -0.020
t_rise= 0.020
t_fall= 0.014
Time (sec)
Frequency (Hz)
Cross/Auto Correlation

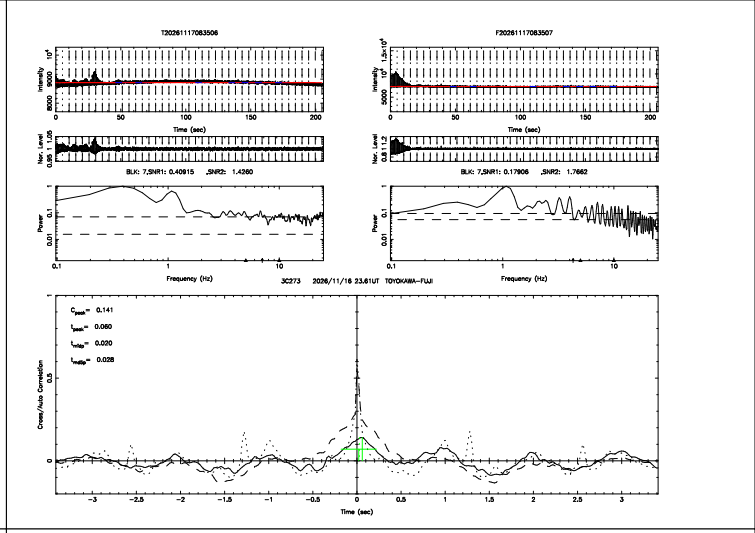
T20261117083508
F20261117083507
BLK: 7,SNR1: 0.40915 ,SNR2: 1.4260
BLK: 7,SNR1: 0.17906 ,SNR2: 1.7662
3C273 2026/11/16 23.61UT TOYOKAWA-FUJI
C_peak= 0.141
t_peak= 0.060
t_rise= 0.020
t_fall= 0.028
Time (sec)
Frequency (Hz)
Cross/Auto Correlation

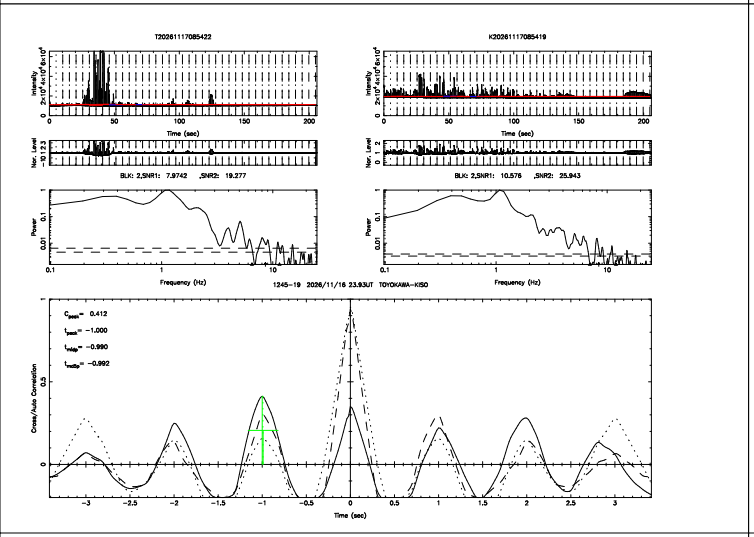
T20261117085422
K20261117085419
BLK: 2,SNR1: 7.9742 ,SNR2: 19.277
BLK: 2,SNR1: 10.576 ,SNR2: 25.943
1245-19 2026/11/16 23.93UT TOYOKAWA-KISO
C_peak= 0.412
t_peak= -1.000
t_rise= -0.990
t_fall= -0.992
Time (sec)
Frequency (Hz)
Cross/Auto Correlation

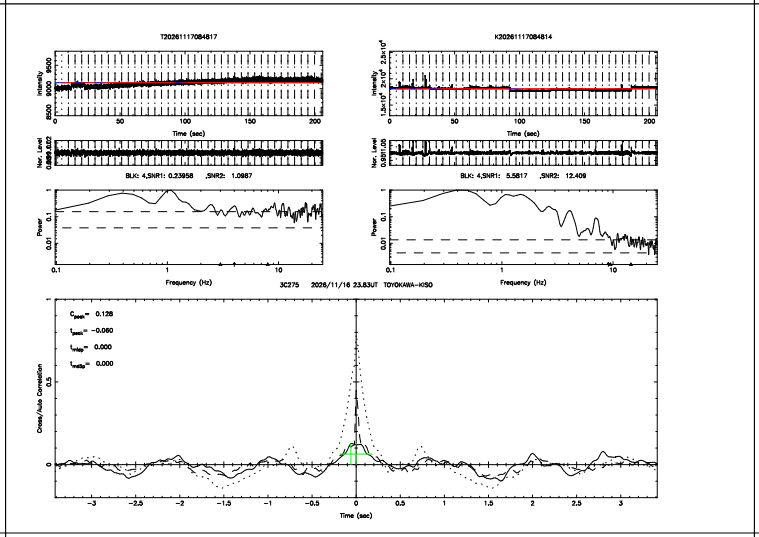
T20261117084817
K20261117084814
BLK: 4,SNR1: 0.23958 ,SNR2: 1.0987
BLK: 4,SNR1: 5.5817 ,SNR2: 12.409
3C275 2026/11/16 23.83UT TOYOKAWA-KISO
C_peak= 0.128
t_peak= -0.060
t_rise= 0.000
t_fall= 0.000
Time (sec)
Frequency (Hz)
Cross/Auto Correlation

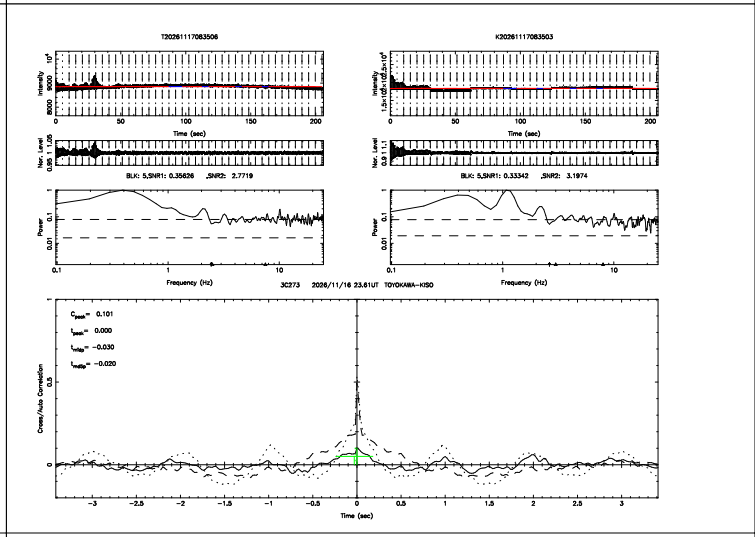
T20261117083508
K20261117083503
BLK: 5,SNR1: 0.35626 ,SNR2: 2.7719
BLK: 5,SNR1: 0.33342 ,SNR2: 3.1974
3C273 2026/11/16 23.61UT TOYOKAWA-KISO
C_peak= 0.101
t_peak= 0.000
t_rise= -0.030
t_fall= -0.020
Time (sec)
Frequency (Hz)
Cross/Auto Correlation

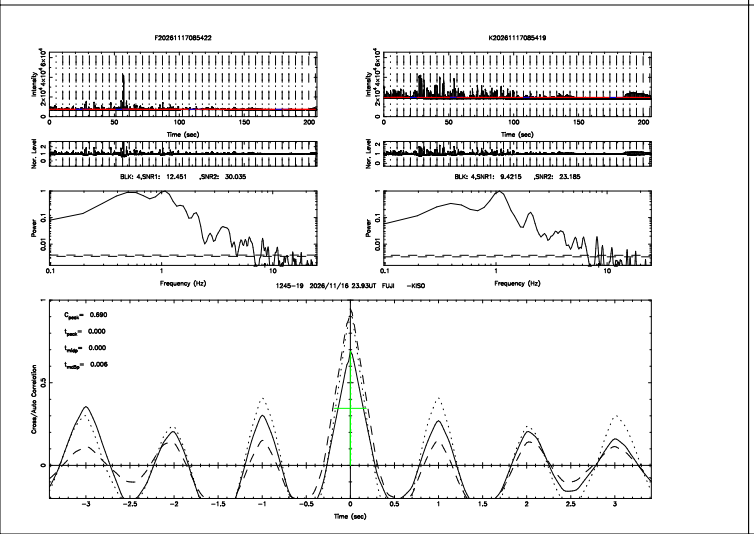
F20261117085422
K20261117085419
BLK: 4,SNR1: 12.451 ,SNR2: 30.035
BLK: 4,SNR1: 9.4215 ,SNR2: 23.185
1245-19 2026/11/16 23.93UT FUJI -KISO
C_peak= 0.890
t_peak= 0.000
t_rise= 0.000
t_fall= 0.006
Time (sec)
Frequency (Hz)
Cross/Auto Correlation

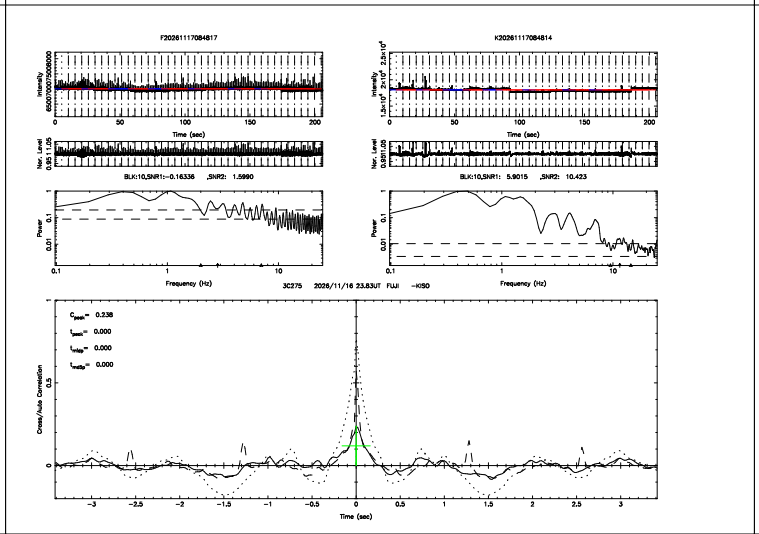
F20261117084817
K20261117084814
BLK:10,SNR1:-0.16336 ,SNR2: 1.5990
BLK:10,SNR1: 5.9015 ,SNR2: 10.423
3C275 2026/11/16 23.83UT FUJI -KISO
C_peak= 0.338
t_peak= 0.000
t_rise= 0.000
t_fall= 0.000
Time (sec)
Frequency (Hz)
Cross/Auto Correlation

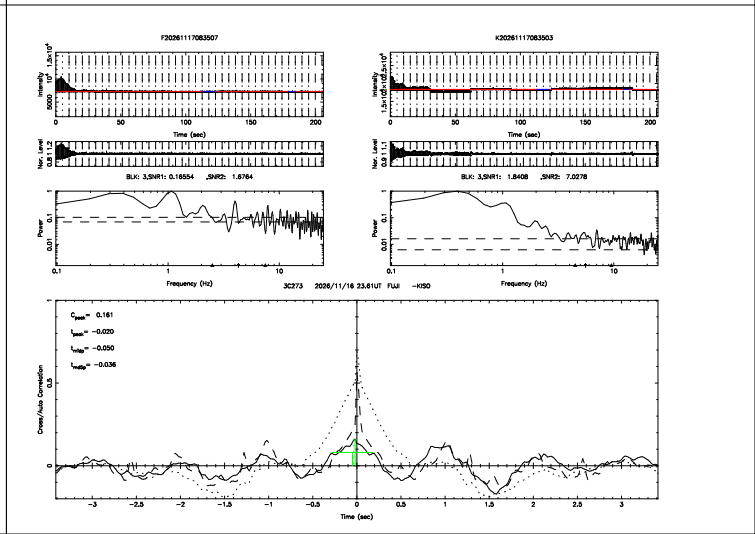
F20261117083507
K20261117083503
BLK: 3,SNR1: 0.16554 ,SNR2: 1.8764
BLK: 3,SNR1: 1.8408 ,SNR2: 7.0278
3C273 2026/11/16 23.61UT FUJI -KISO
C_peak= 0.161
t_peak= -0.020
t_rise= -0.050
t_fall= -0.036
Time (sec)
Frequency (Hz)
Cross/Auto Correlation

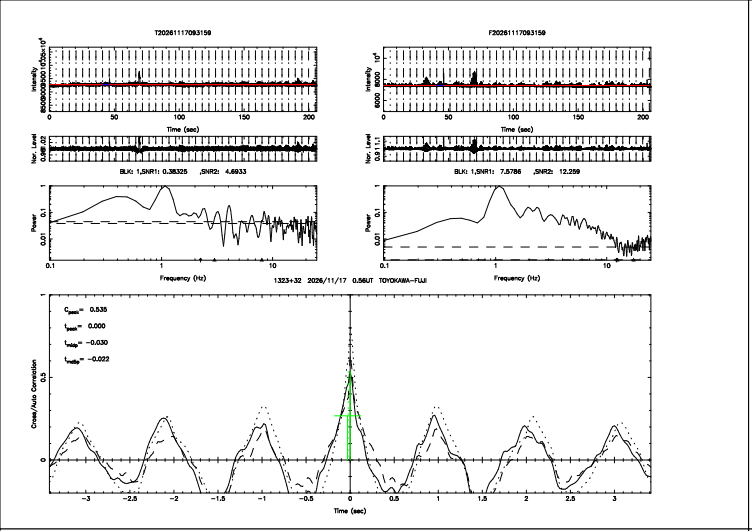
T20261117093159
F20261117093159
BLK: 1,SNR1: 0.38325 ,SNR2: 4.6933
BLK: 1,SNR1: 7.5786 ,SNR2: 12.259
1323+32 2026/11/17 0.56UT TOYOKAWA-FUJI
C_{peak}= 0.535
t_{peak}= 0.000
t_{edge}= −0.030
t_{width}= −0.022
Time (sec)
Frequency (Hz)
Cross/Auto Correlation

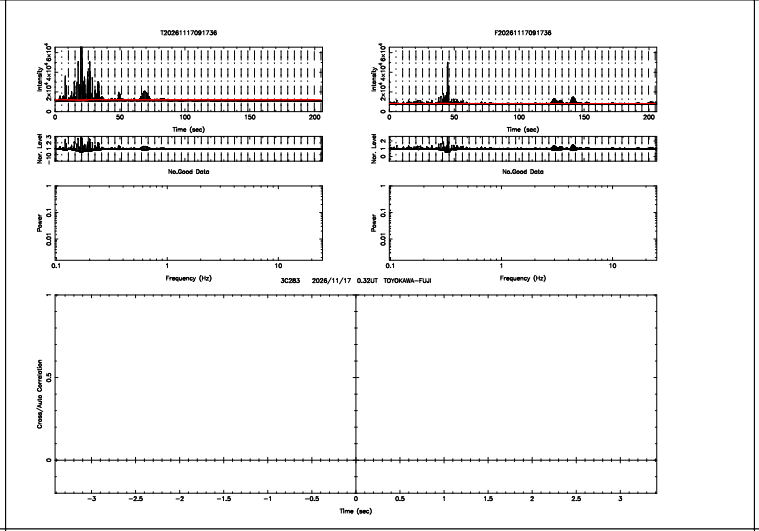
T20261117091736
F20261117091736
No.Good Data
No.Good Data
3C283 2026/11/17 0.32UT TOYOKAWA-FUJI
Time (sec)
Frequency (Hz)
Cross/Auto Correlation

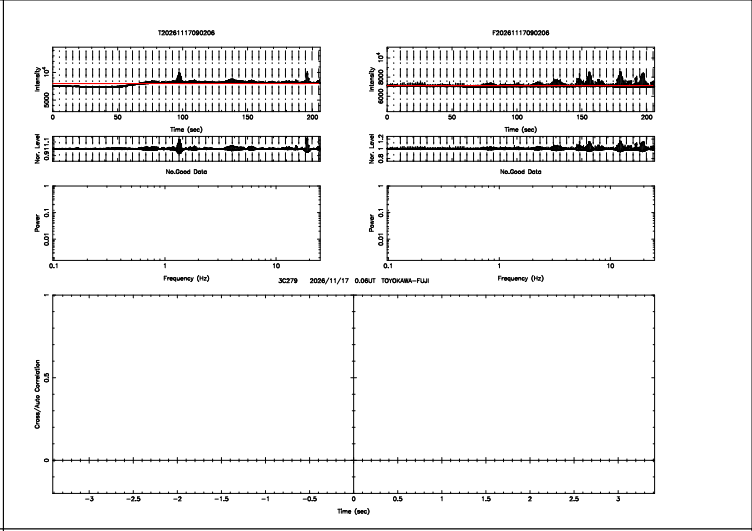
T20261117092006
F20261117092006
No.Good Data
No.Good Data
3C279 2026/11/17 0.06UT TOYOKAWA-FUJI
Time (sec)
Frequency (Hz)
Cross/Auto Correlation

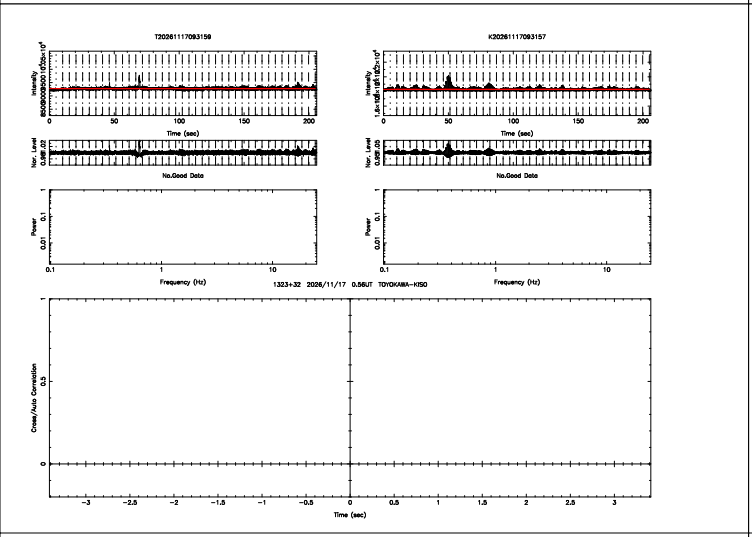
T20261117093159
K20261117093157
No.Good Data
No.Good Data
1323+32 2026/11/17 0.56UT TOYOKAWA-KISO
Time (sec)
Frequency (Hz)
Cross/Auto Correlation

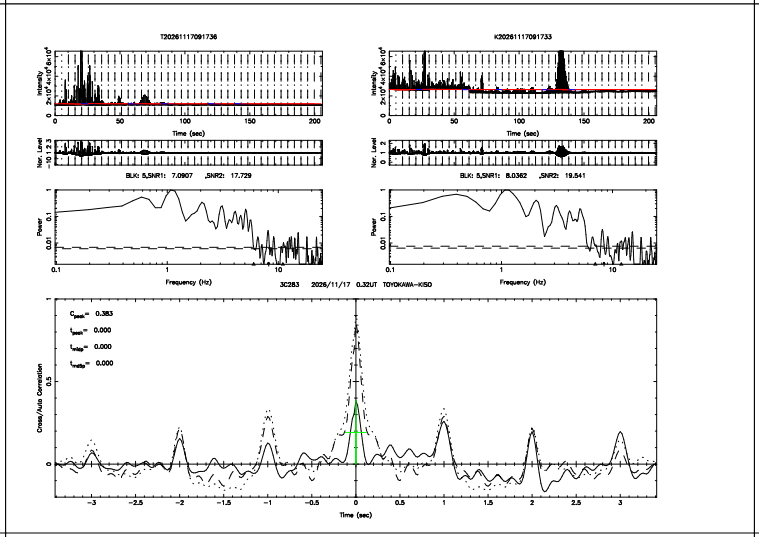
T20261117091736
K20261117091733
BLK: 5,SNR1: 7.0907 ,SNR2: 17.729
BLK: 5,SNR1: 8.0362 ,SNR2: 19.541
3C283 2026/11/17 0.32UT TOYOKAWA-KISO
C_{peak}= 0.383
t_{peak}= 0.000
t_{edge}= 0.000
t_{width}= 0.000
Time (sec)
Frequency (Hz)
Cross/Auto Correlation

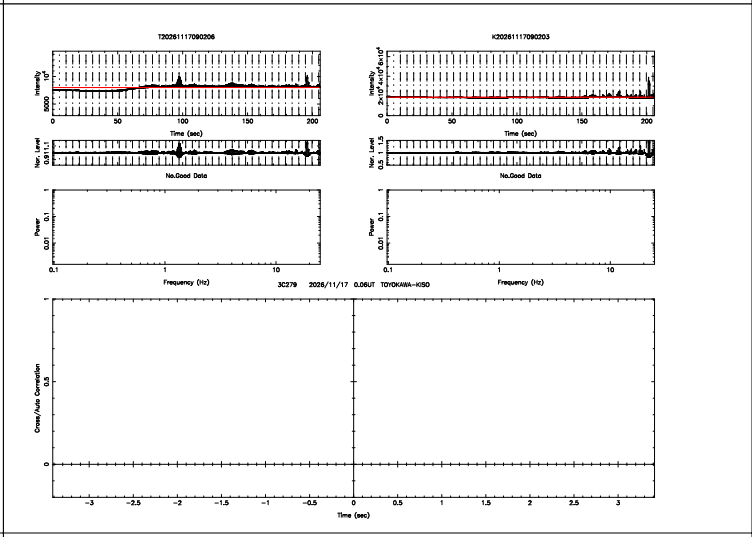
T20261117092006
K20261117092003
No.Good Data
No.Good Data
3C279 2026/11/17 0.06UT TOYOKAWA-KISO
Time (sec)
Frequency (Hz)
Cross/Auto Correlation

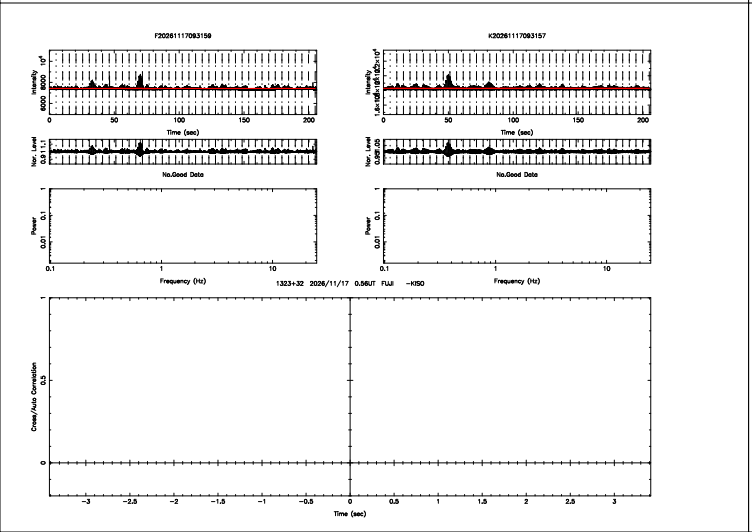
F20261117093159
K20261117093157
No.Good Data
No.Good Data
1323+32 2026/11/17 0.56UT FUJI -KISO
Time (sec)
Frequency (Hz)
Cross/Auto Correlation

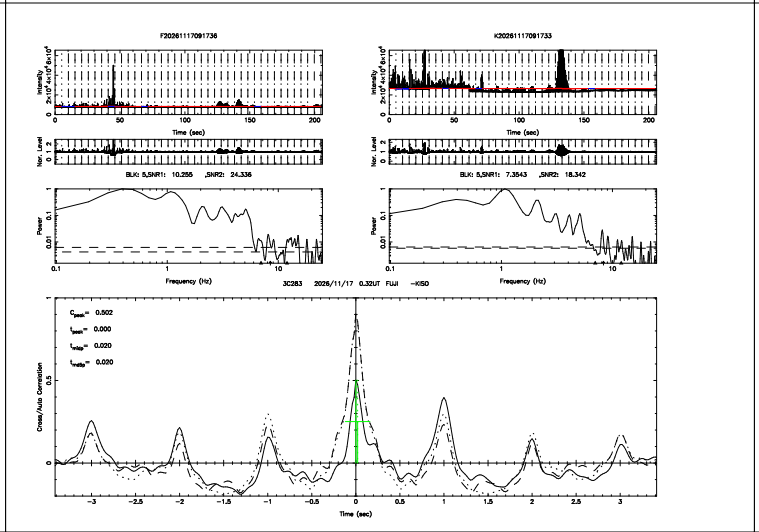
F20261117091736
K20261117091733
BLK: 5,SNR1: 10.255 ,SNR2: 24.336
BLK: 5,SNR1: 7.3543 ,SNR2: 18.342
3C283 2026/11/17 0.32UT FUJI -KISO
C_{peak}= 0.502
t_{peak}= 0.000
t_{edge}= 0.020
t_{width}= 0.020
Time (sec)
Frequency (Hz)
Cross/Auto Correlation

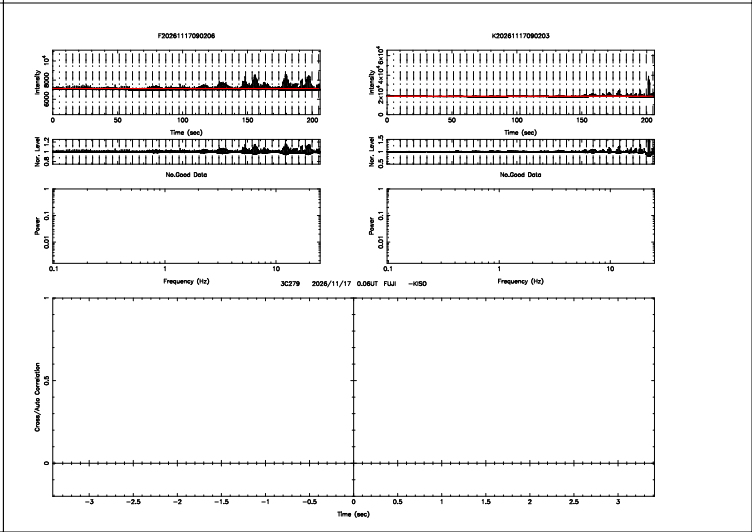
F20261117092006
K20261117092003
No.Good Data
No.Good Data
3C279 2026/11/17 0.06UT FUJI -KISO
Time (sec)
Frequency (Hz)
Cross/Auto Correlation

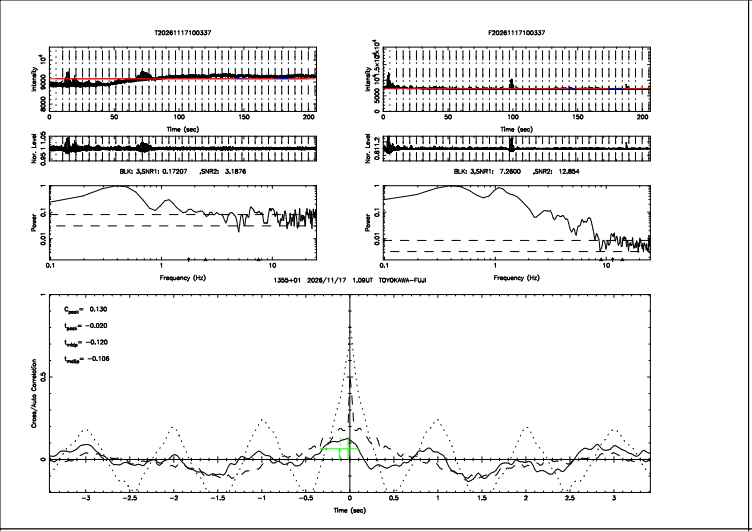
T20261117100337
F20261117100337
BLK: 3,SNR1: 0.17207 ,SNR2: 3.1876
BLK: 3,SNR1: 7.2600 ,SNR2: 12.854
1355+01 2026/11/17 1.09UT TOYOKAWA—FUJI
Time (sec)
Frequency (Hz)
Cross/Auto Correlation

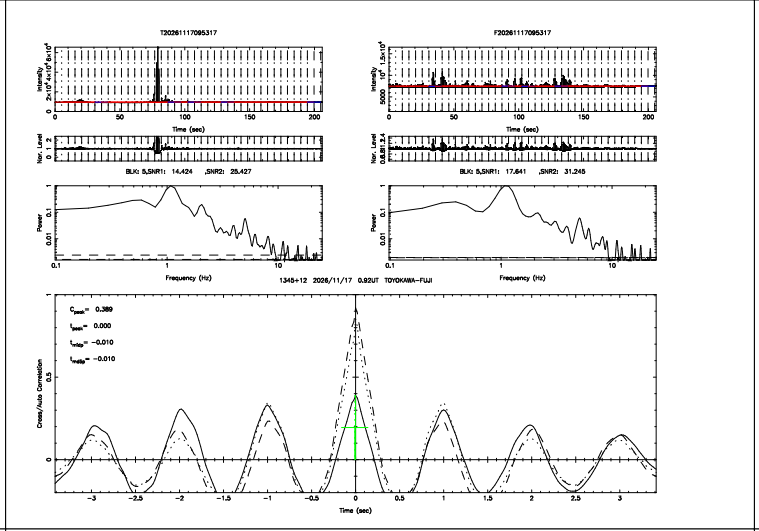
T20261117095317
F20261117095317
BLK: 5,SNR1: 14.424 ,SNR2: 25.427
BLK: 5,SNR1: 17.641 ,SNR2: 31.245
1345+12 2026/11/17 0.92UT TOYOKAWA—FUJI
Time (sec)
Frequency (Hz)
Cross/Auto Correlation

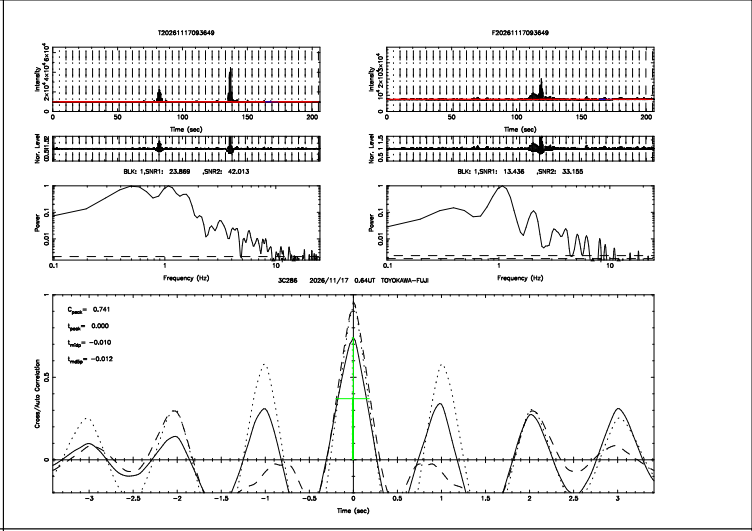
T20261117093649
F20261117093649
BLK: 1,SNR1: 23.869 ,SNR2: 42.013
BLK: 1,SNR1: 13.436 ,SNR2: 33.155
3C286 2026/11/17 0.64UT TOYOKAWA—FUJI
Time (sec)
Frequency (Hz)
Cross/Auto Correlation

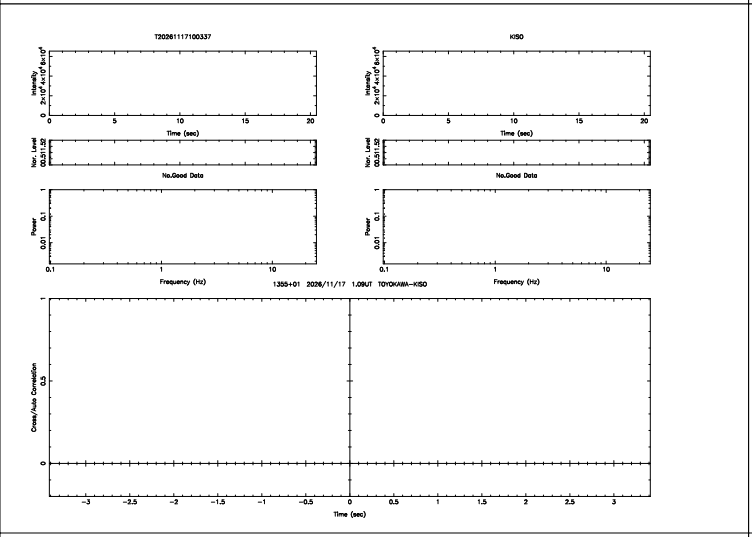
T20261117100337
KISO
No.Good Data
1355+01 2026/11/17 1.09UT TOYOKAWA—KISO
Time (sec)
Frequency (Hz)
Cross/Auto Correlation


T20261117095317
KISO
No.Good Data
1345+12 2026/11/17 0.92UT TOYOKAWA—KISO
Time (sec)
Frequency (Hz)
Cross/Auto Correlation

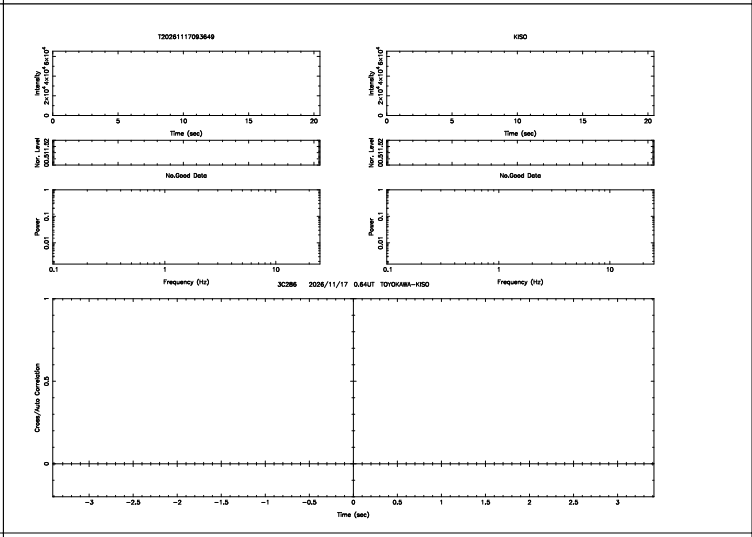
T20261117093649
KISO
No.Good Data
3C286 2026/11/17 0.64UT TOYOKAWA—KISO
Time (sec)
Frequency (Hz)
Cross/Auto Correlation

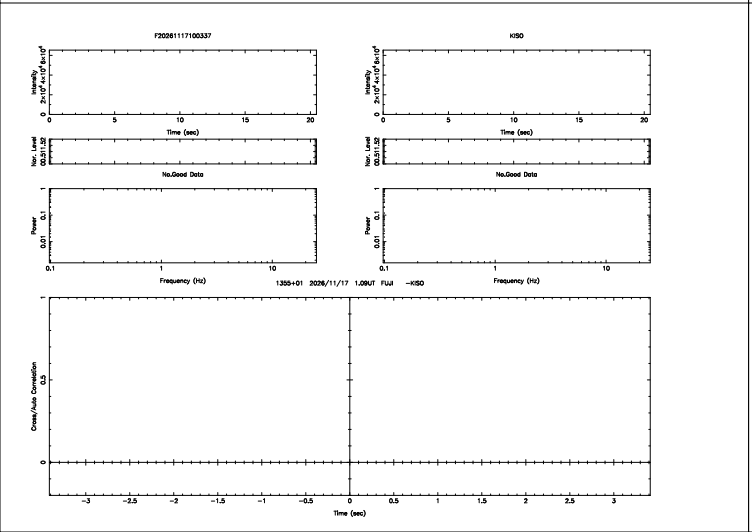
F20261117100337
KISO
No.Good Data
1355+01 2026/11/17 1.09UT FUJI —KISO
Time (sec)
Frequency (Hz)
Cross/Auto Correlation

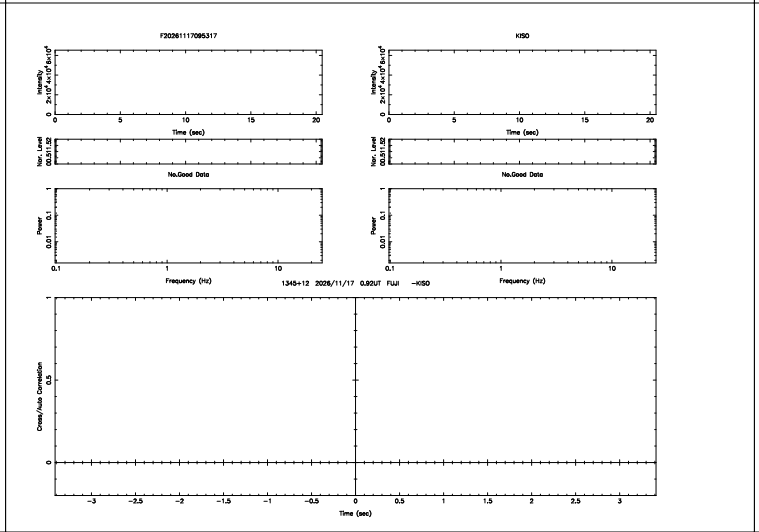
F20261117095317
KISO
No.Good Data
1345+12 2026/11/17 0.92UT FUJI —KISO
Time (sec)
Frequency (Hz)
Cross/Auto Correlation

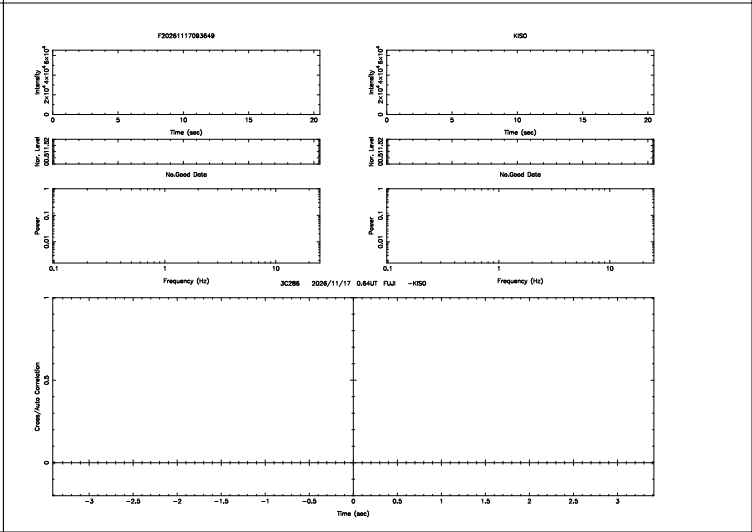
F20261117093649
KISO
No.Good Data
3C286 2026/11/17 0.64UT FUJI —KISO
Time (sec)
Frequency (Hz)
Cross/Auto Correlation

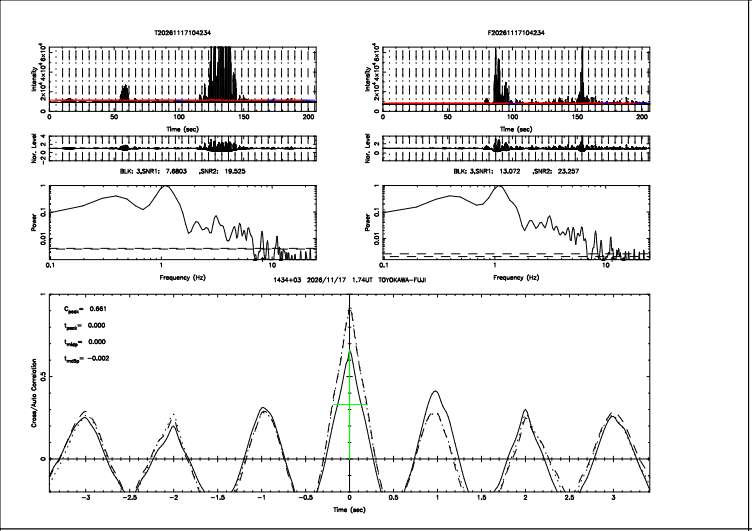
T20261117104234
F20261117104234
BLK: 3,SNR1: 7.6803 ,SNR2: 19.525
BLK: 3,SNR1: 13.072 ,SNR2: 23.257
1434+03 2026/11/17 1.74UT TOYOKAWA-FUJI
C_peak= 0.661
T_peak= 0.000
T_edge= 0.000
T_edge= -0.002
Cross/Auto Correlation
Time (sec)

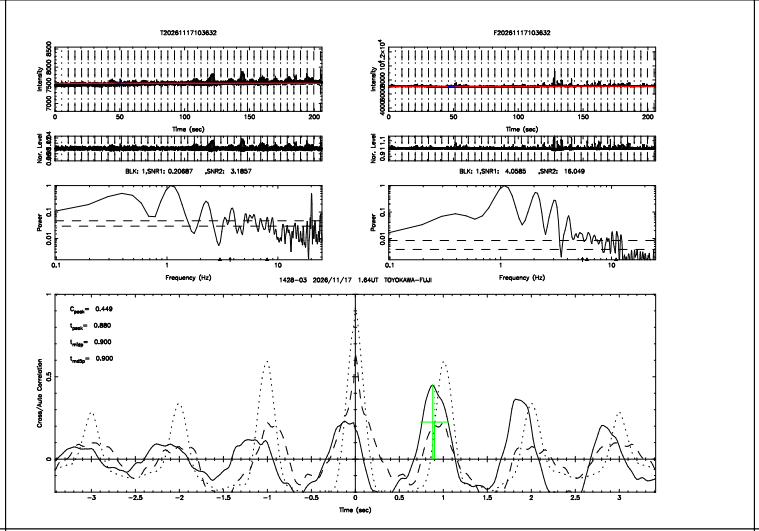
T20261117103632
F20261117103632
BLK: 1,SNR1: 0.20687 ,SNR2: 3.1857
BLK: 1,SNR1: 4.0585 ,SNR2: 16.049
1428-03 2026/11/17 1.64UT TOYOKAWA-FUJI
C_peak= 0.449
T_peak= 0.880
T_edge= 0.900
T_edge= 0.900
Cross/Auto Correlation
Time (sec)

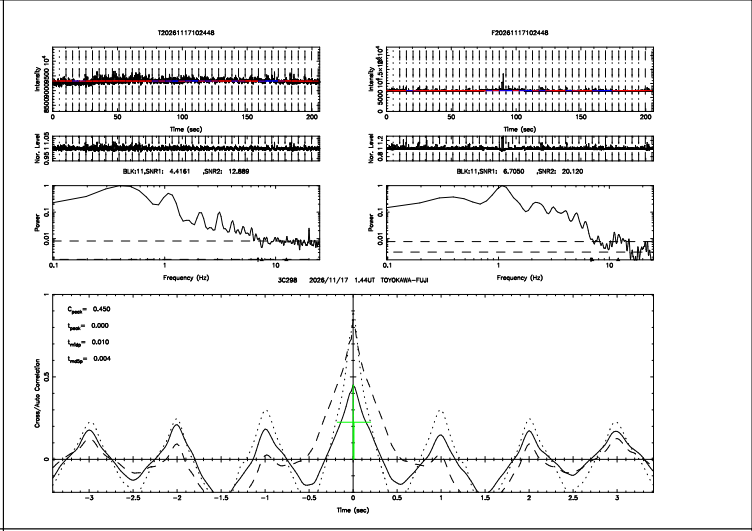
T20261117102448
F20261117102448
BLK:11,SNR1: 4.4161 ,SNR2: 12.889
BLK:11,SNR1: 6.7000 ,SNR2: 20.120
3C298 2026/11/17 1.44UT TOYOKAWA-FUJI
C_peak= 0.450
T_peak= 0.000
T_edge= 0.010
T_edge= 0.004
Cross/Auto Correlation
Time (sec)

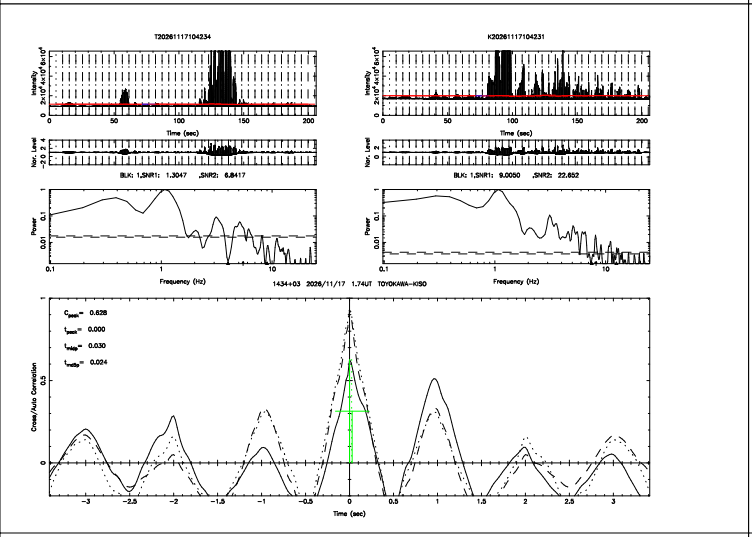
T20261117104234
K20261117104231
BLK: 1,SNR1: 1.3047 ,SNR2: 6.8417
BLK: 1,SNR1: 9.0050 ,SNR2: 22.652
1434+03 2026/11/17 1.74UT TOYOKAWA-KISO
C_peak= 0.628
T_peak= 0.000
T_edge= 0.030
T_edge= 0.024
Cross/Auto Correlation
Time (sec)

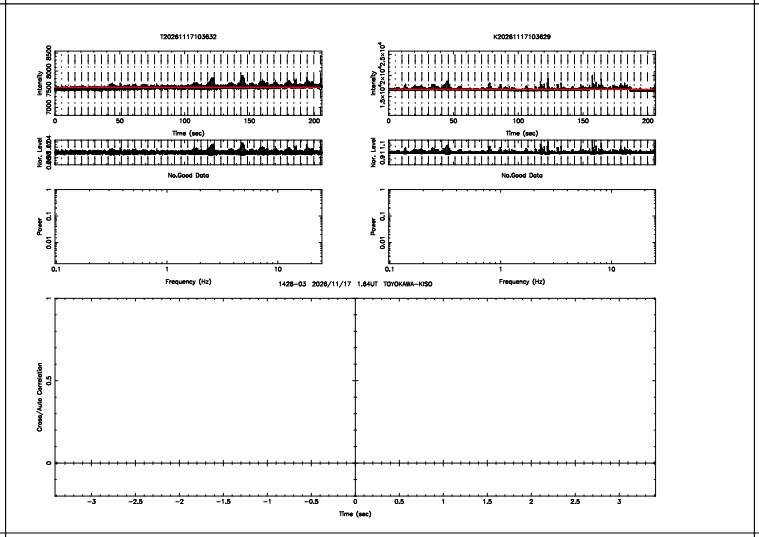
T20261117103632
K20261117103629
No.Good Data
No.Good Data
1428-03 2026/11/17 1.64UT TOYOKAWA-KISO
Cross/Auto Correlation
Time (sec)

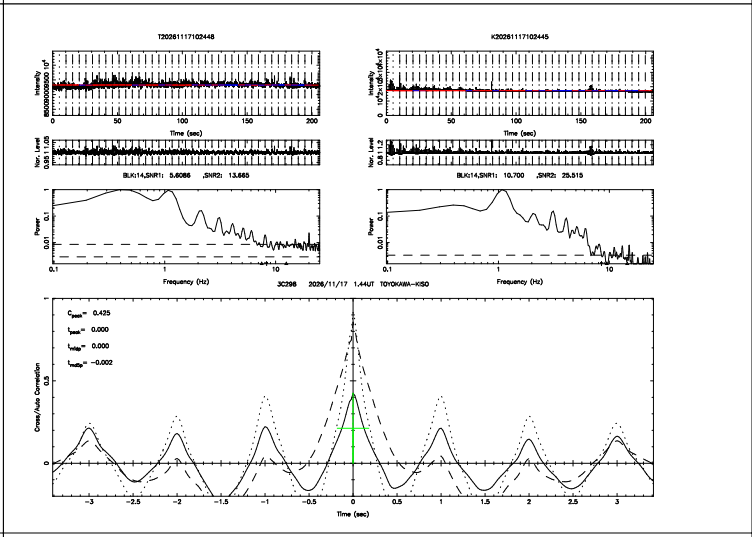
T20261117102448
K20261117102445
BLK:14,SNR1: 5.6086 ,SNR2: 13.665
BLK:14,SNR1: 10.700 ,SNR2: 25.519
3C298 2026/11/17 1.44UT TOYOKAWA-KISO
C_peak= 0.425
T_peak= 0.000
T_edge= 0.000
T_edge= -0.002
Cross/Auto Correlation
Time (sec)

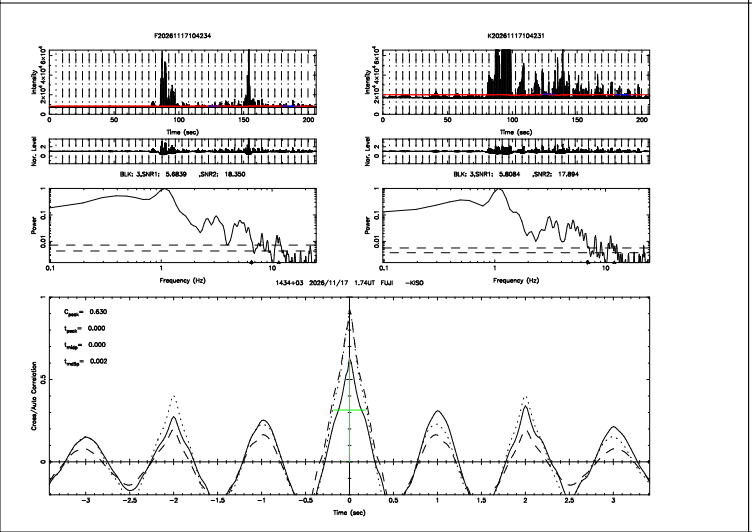
F20261117104234
K20261117104231
BLK: 3,SNR1: 5.6839 ,SNR2: 18.350
BLK: 3,SNR1: 9.8084 ,SNR2: 17.894
1434+03 2026/11/17 1.74UT FUJI -KISO
C_peak= 0.630
T_peak= 0.000
T_edge= 0.000
T_edge= 0.002
Cross/Auto Correlation
Time (sec)

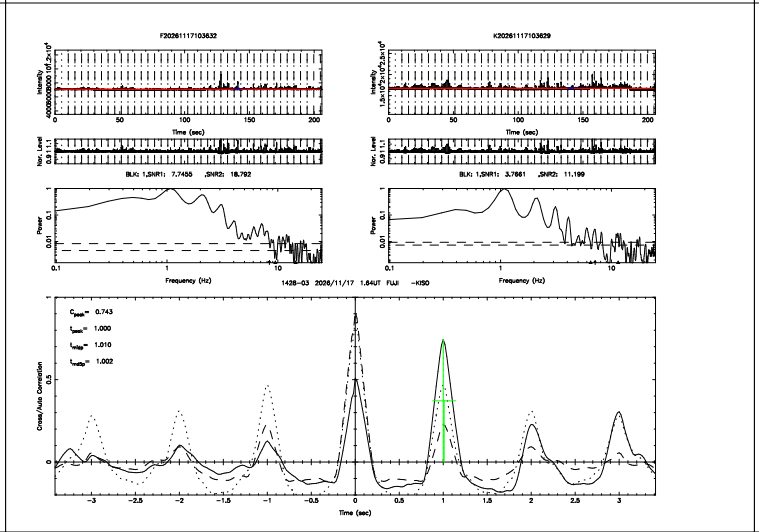
F20261117103632
K20261117103629
BLK: 1,SNR1: 7.7455 ,SNR2: 18.792
BLK: 1,SNR1: 3.7661 ,SNR2: 11.199
1428-03 2026/11/17 1.64UT FUJI -KISO
C_peak= 0.743
T_peak= 1.000
T_edge= 1.010
T_edge= 1.002
Cross/Auto Correlation
Time (sec)

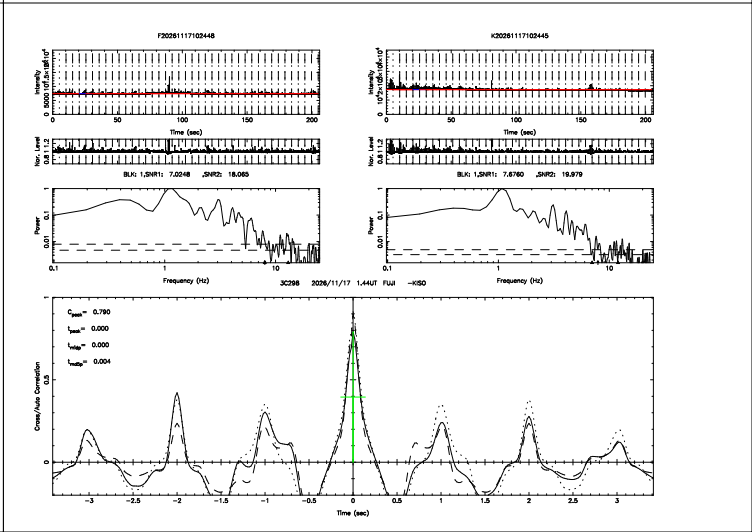
F20261117102448
K20261117102445
BLK: 1,SNR1: 7.0248 ,SNR2: 18.065
BLK: 1,SNR1: 7.6760 ,SNR2: 19.979
3C298 2026/11/17 1.44UT FUJI -KISO
C_peak= 0.790
T_peak= 0.000
T_edge= 0.000
T_edge= 0.004
Cross/Auto Correlation
Time (sec)

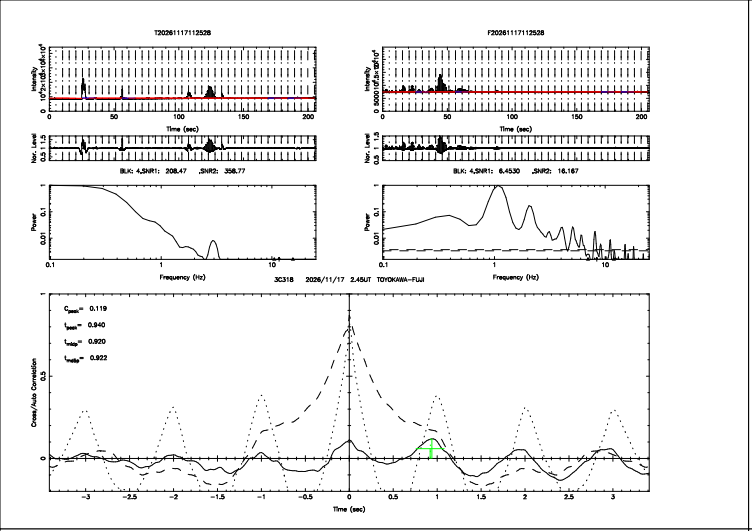
T20261117112528
F20261117112528
BLK: 4,SNR1: 208.47 ,SNR2: 358.77
BLK: 4,SNR1: 8.4530 ,SNR2: 16.167
3C318 2026/11/17 2.45UT TOYOKAWA-FUJI
C_peak= 0.119
t_peak= 0.940
t_ridge= 0.920
t_width= 0.922

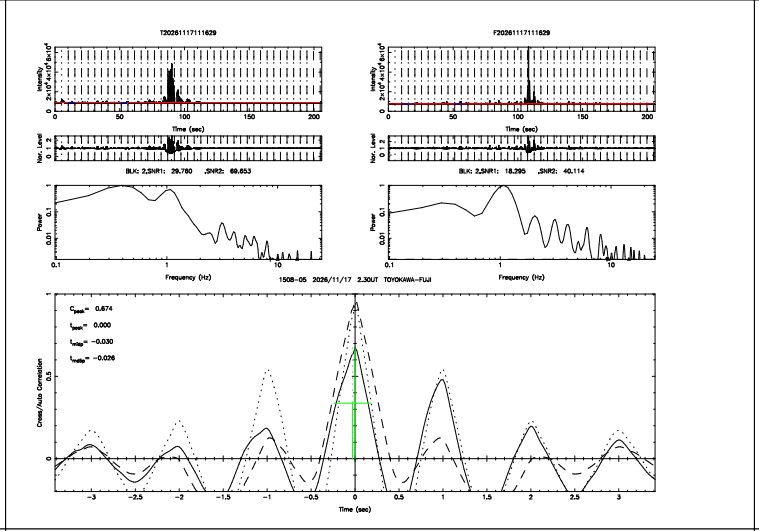
T20261117111629
F20261117111629
BLK: 2,SNR1: 29.780 ,SNR2: 69.653
BLK: 2,SNR1: 18.295 ,SNR2: 40.114
1508-05 2026/11/17 2.30UT TOYOKAWA-FUJI
C_peak= 0.674
t_peak= 0.000
t_ridge= -0.030
t_width= -0.026

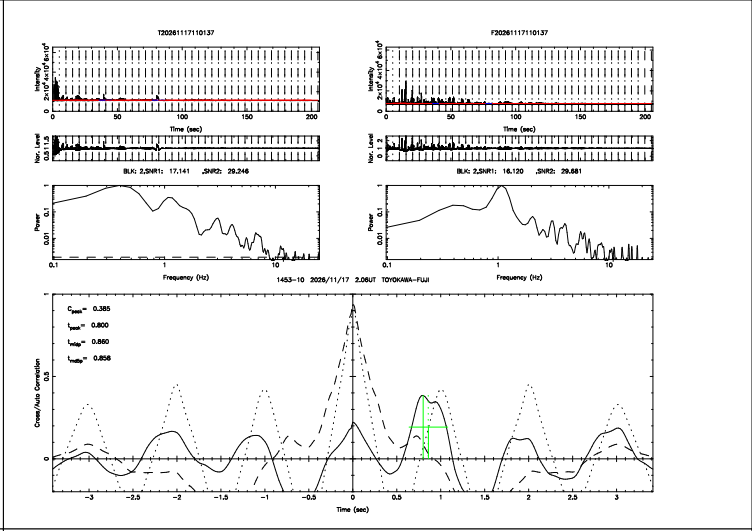
T20261117110137
F20261117110137
BLK: 2,SNR1: 17.141 ,SNR2: 29.246
BLK: 2,SNR1: 16.120 ,SNR2: 29.681
1453-10 2026/11/17 2.06UT TOYOKAWA-FUJI
C_peak= 0.385
t_peak= 0.800
t_ridge= 0.860
t_width= 0.858

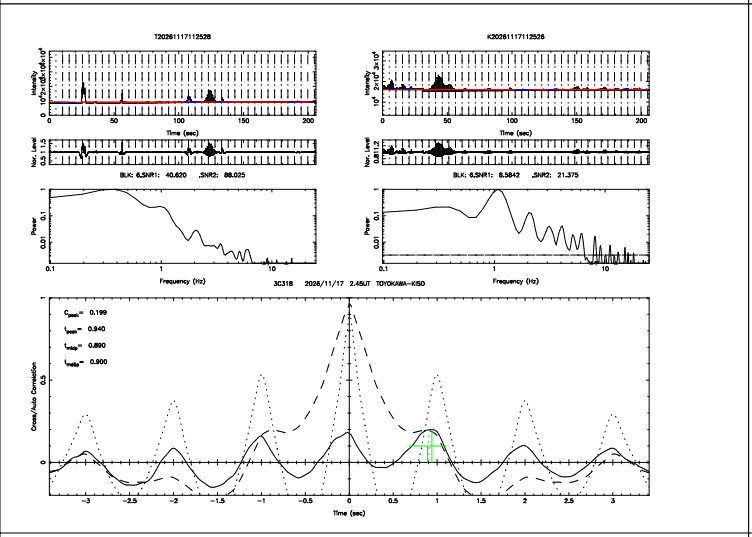
T20261117112528
K20261117112526
BLK: 6,SNR1: 40.620 ,SNR2: 88.025
BLK: 6,SNR1: 8.5842 ,SNR2: 21.375
3C318 2026/11/17 2.45UT TOYOKAWA-KISO
C_peak= 0.199
t_peak= 0.940
t_ridge= 0.890
t_width= 0.900

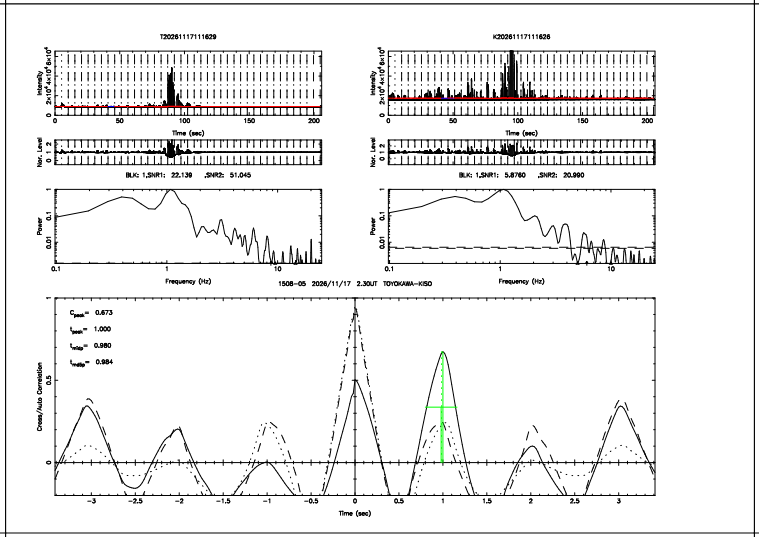
T20261117111629
K20261117111626
BLK: 1,SNR1: 22.139 ,SNR2: 51.045
BLK: 1,SNR1: 5.8760 ,SNR2: 20.990
1508-05 2026/11/17 2.30UT TOYOKAWA-KISO
C_peak= 0.673
t_peak= 1.000
t_ridge= 0.980
t_width= 0.984

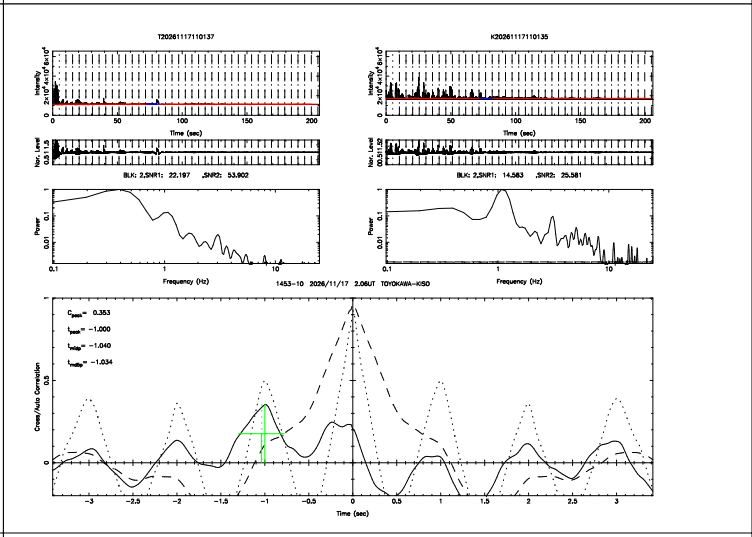
T20261117110137
K20261117110135
BLK: 2,SNR1: 22.197 ,SNR2: 53.902
BLK: 2,SNR1: 14.583 ,SNR2: 25.581
1453-10 2026/11/17 2.06UT TOYOKAWA-KISO
C_peak= 0.353
t_peak= -1.000
t_ridge= -1.040
t_width= -1.034

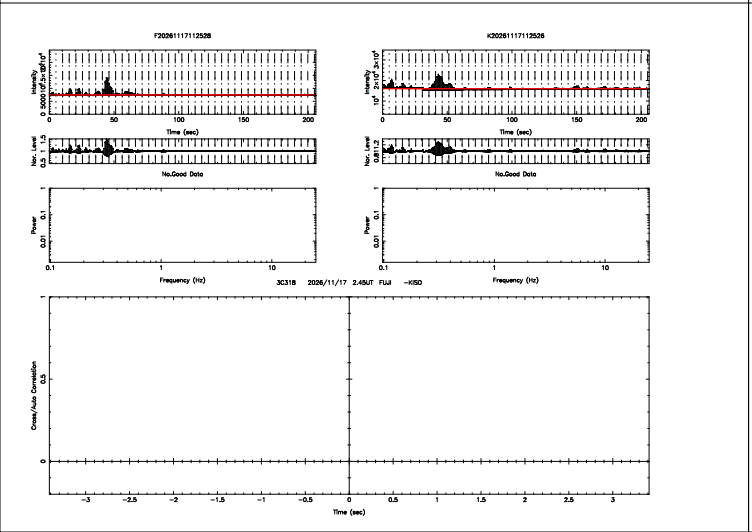
F20261117112528
K20261117112526
No.Good Data
No.Good Data
3C318 2026/11/17 2.45UT FUJI -KISO

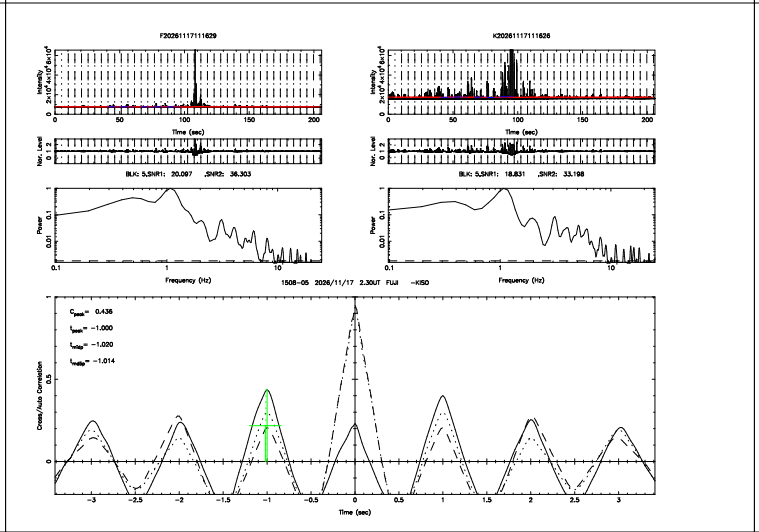
F20261117111629
K20261117111626
BLK: 5,SNR1: 20.097 ,SNR2: 36.303
BLK: 5,SNR1: 18.831 ,SNR2: 33.198
1508-05 2026/11/17 2.30UT FUJI -KISO
C_peak= 0.435
t_peak= -1.000
t_ridge= -1.020
t_width= -1.014

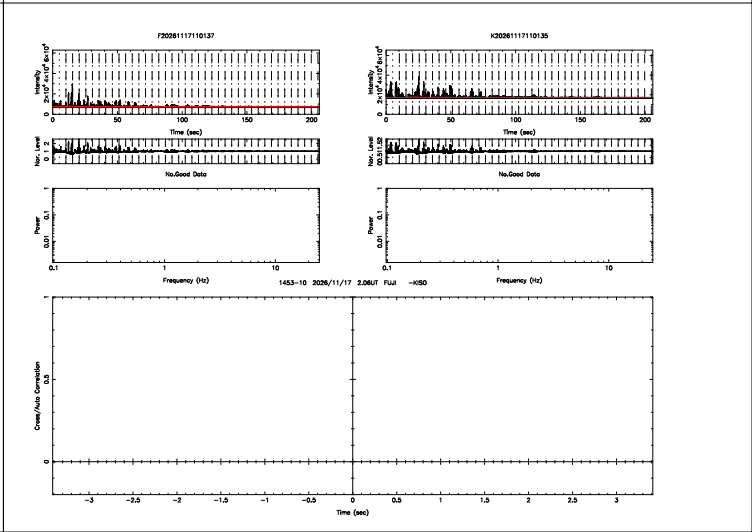
F20261117110137
K20261117110135
No.Good Data
No.Good Data
1453-10 2026/11/17 2.06UT FUJI -KISO

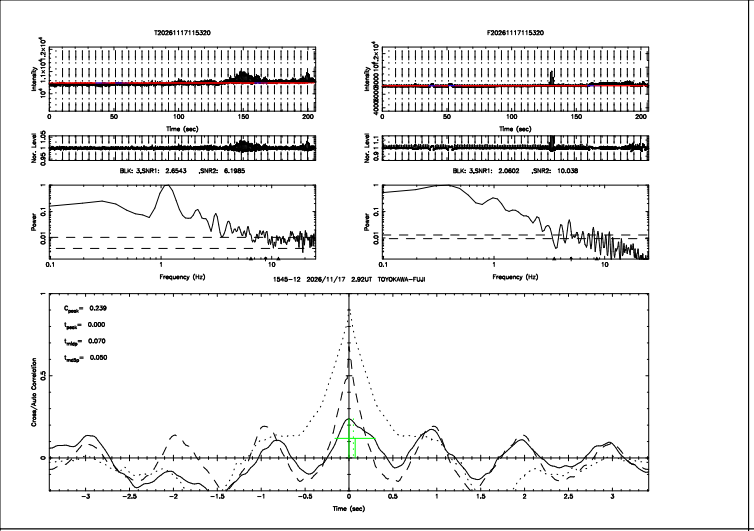
T20261117115320
F20261117115320
BLK: 3,SNR1: 2.6543 ,SNR2: 6.1985
BLK: 3,SNR1: 2.0602 ,SNR2: 10.038
1545-12 2026/11/17 2.92UT TOYOKAWA-FUJI
Cpeak= 0.239
tpeak= 0.000
tvalley= 0.070
tvalley= 0.050
Time (sec)
Frequency (Hz)
Cross/Auto Correlation

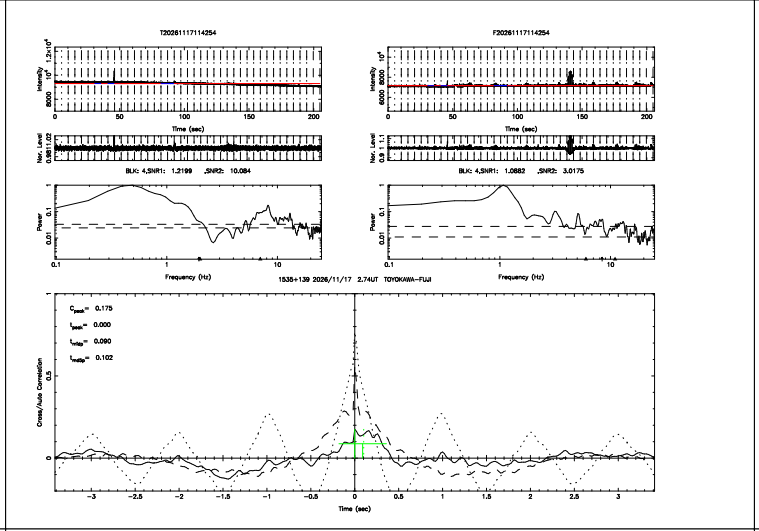
T20261117114254
F20261117114254
BLK: 4,SNR1: 1.2199 ,SNR2: 10.084
BLK: 4,SNR1: 1.0682 ,SNR2: 3.0175
1535+139 2026/11/17 2.74UT TOYOKAWA-FUJI
Cpeak= 0.175
tpeak= 0.000
tvalley= 0.090
tvalley= 0.102
Time (sec)
Frequency (Hz)
Cross/Auto Correlation

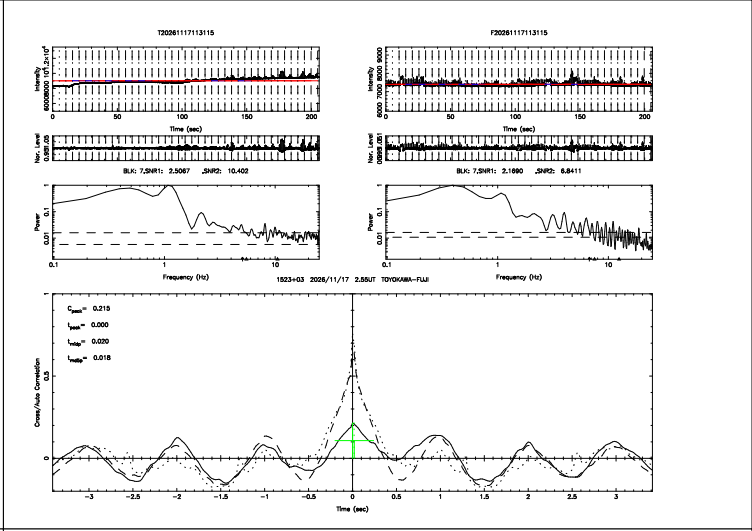
T20261117113115
F20261117113115
BLK: 7,SNR1: 2.5067 ,SNR2: 10.402
BLK: 7,SNR1: 2.1690 ,SNR2: 6.8411
1523+03 2026/11/17 2.55UT TOYOKAWA-FUJI
Cpeak= 0.215
tpeak= 0.000
tvalley= 0.020
tvalley= 0.018
Time (sec)
Frequency (Hz)
Cross/Auto Correlation

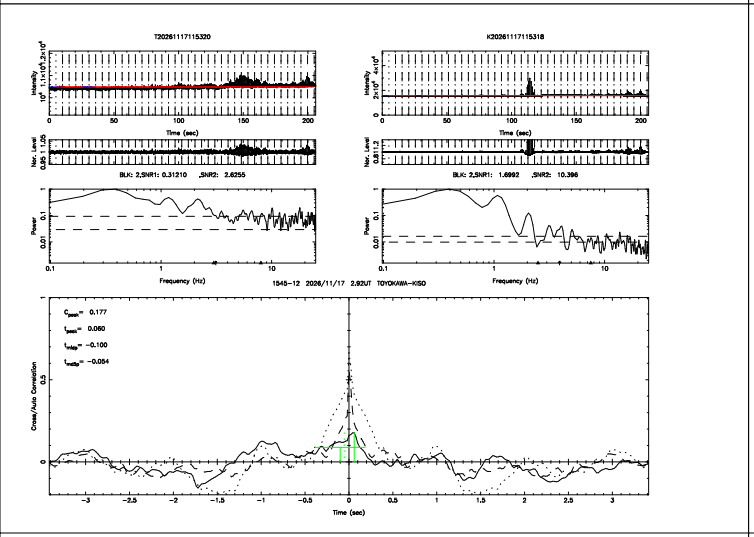
T20261117115320
K20261117115318
BLK: 2,SNR1: 0.31210 ,SNR2: 3.6255
BLK: 2,SNR1: 1.6992 ,SNR2: 10.396
1545-12 2026/11/17 2.92UT TOYOKAWA-KISO
Cpeak= 0.177
tpeak= 0.060
tvalley= -0.100
tvalley= -0.054
Time (sec)
Frequency (Hz)
Cross/Auto Correlation

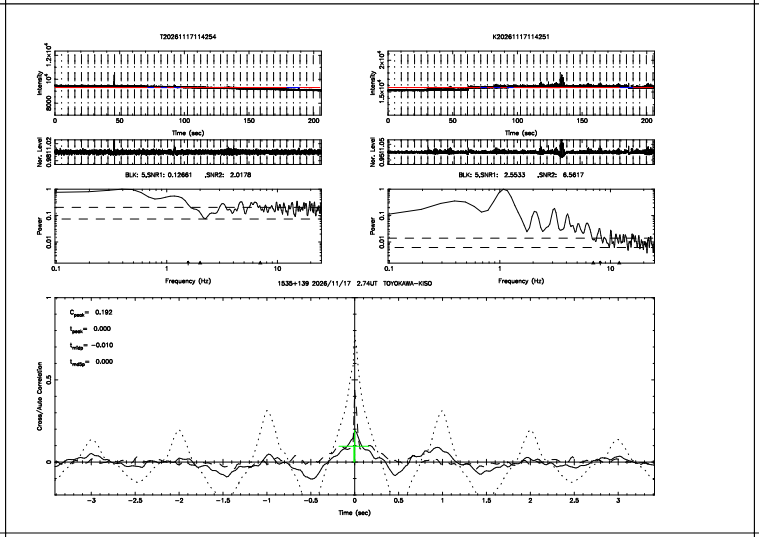
T20261117114254
K20261117114251
BLK: 5,SNR1: 0.12661 ,SNR2: 2.0178
BLK: 5,SNR1: 2.5533 ,SNR2: 6.5617
1535+139 2026/11/17 2.74UT TOYOKAWA-KISO
Cpeak= 0.192
tpeak= 0.000
tvalley= -0.010
tvalley= 0.000
Time (sec)
Frequency (Hz)
Cross/Auto Correlation

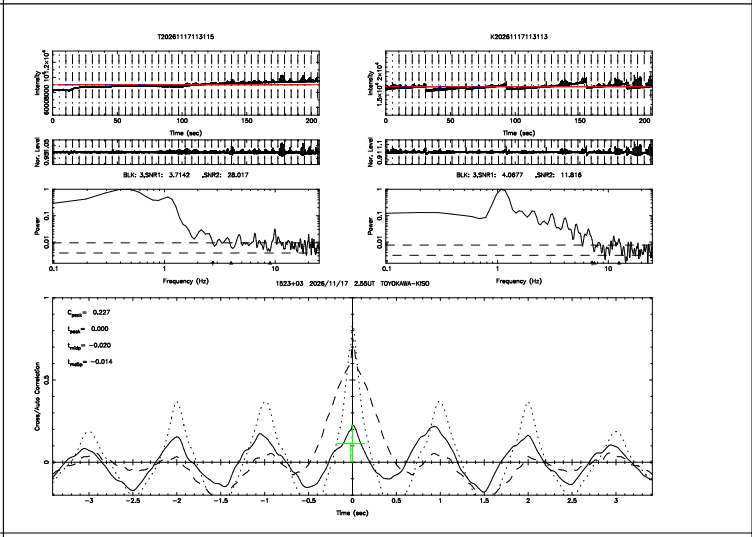
T20261117113115
K20261117113113
BLK: 3,SNR1: 3.7142 ,SNR2: 28.017
BLK: 3,SNR1: 4.0677 ,SNR2: 11.816
1523+03 2026/11/17 2.55UT TOYOKAWA-KISO
Cpeak= 0.227
tpeak= 0.000
tvalley= -0.020
tvalley= -0.014
Time (sec)
Frequency (Hz)
Cross/Auto Correlation

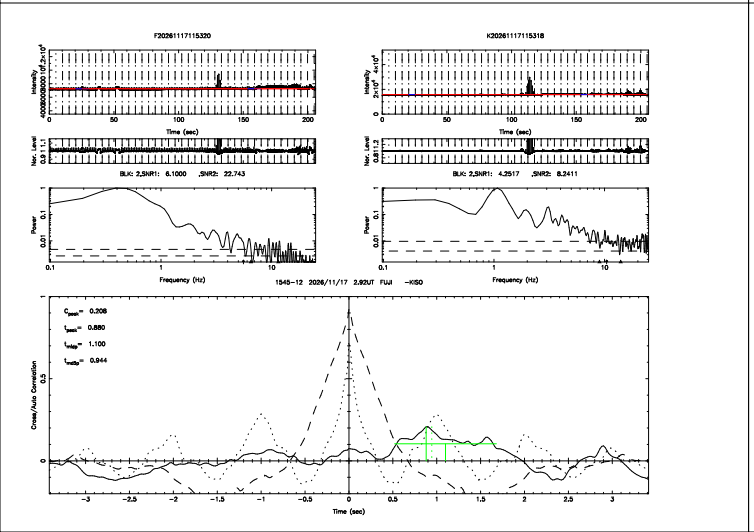
F20261117115320
K20261117115318
BLK: 2,SNR1: 6.1000 ,SNR2: 22.743
BLK: 2,SNR1: 4.2517 ,SNR2: 8.2411
1545-12 2026/11/17 2.92UT FUJI -KISO
Cpeak= 0.208
tpeak= 0.880
tvalley= 1.100
tvalley= 0.944
Time (sec)
Frequency (Hz)
Cross/Auto Correlation

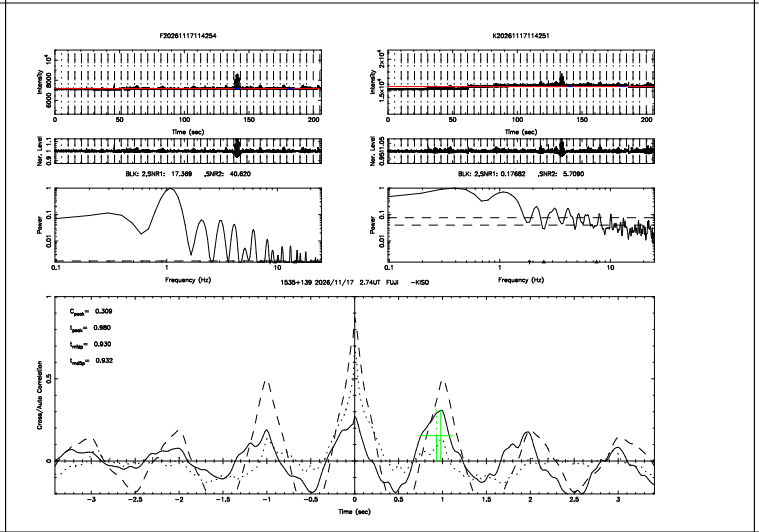
F20261117114254
K20261117114251
BLK: 2,SNR1: 17.389 ,SNR2: 40.620
BLK: 2,SNR1: 0.17682 ,SNR2: 5.7090
1535+139 2026/11/17 2.74UT FUJI -KISO
Cpeak= 0.309
tpeak= 0.980
tvalley= 0.930
tvalley= 0.932
Time (sec)
Frequency (Hz)
Cross/Auto Correlation

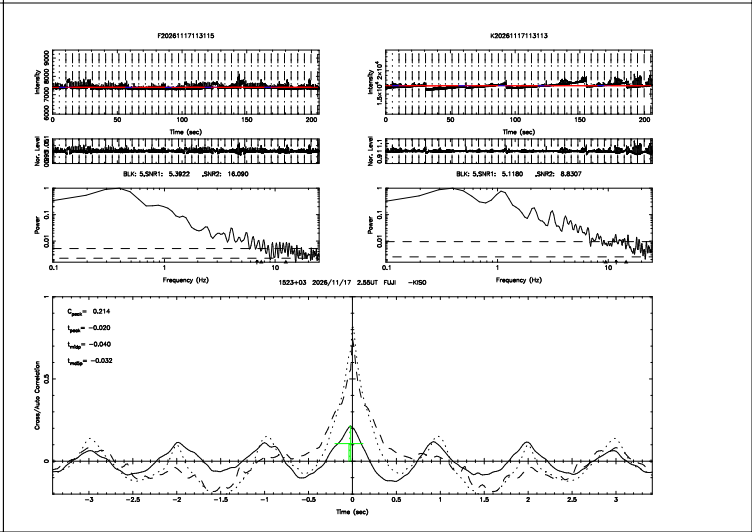
F20261117113115
K20261117113113
BLK: 5,SNR1: 5.3922 ,SNR2: 16.090
BLK: 5,SNR1: 5.1180 ,SNR2: 8.8307
1523+03 2026/11/17 2.55UT FUJI -KISO
Cpeak= 0.214
tpeak= -0.020
tvalley= -0.040
tvalley= -0.032
Time (sec)
Frequency (Hz)
Cross/Auto Correlation

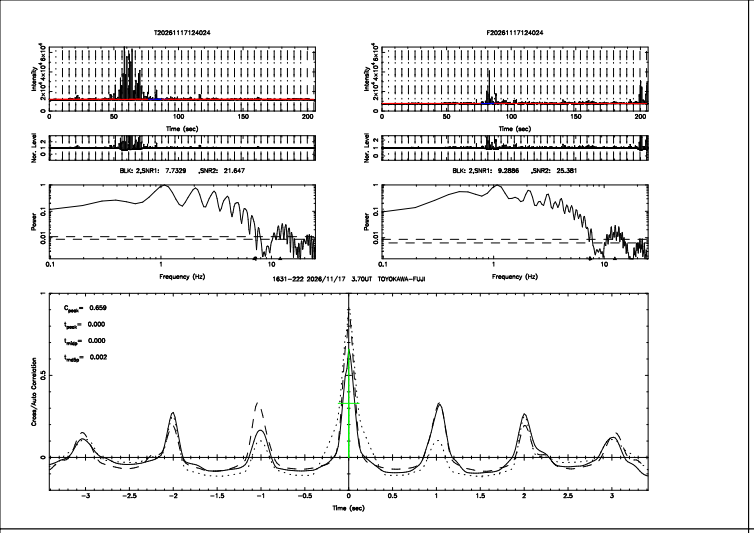
T20261117124024
F20261117124024
BLK: 2,SNR1: 7.7329 ,SNR2: 21.647
BLK: 2,SNR1: 9.2886 ,SNR2: 25.381
1631-222 2026/11/17 3.70UT TOYOKAWA-FUJI
C_peak= 0.659
t_peak= 0.000
t_edge= 0.000
t_edge= 0.002
Time (sec)
Frequency (Hz)
Cross/Auto Correlation

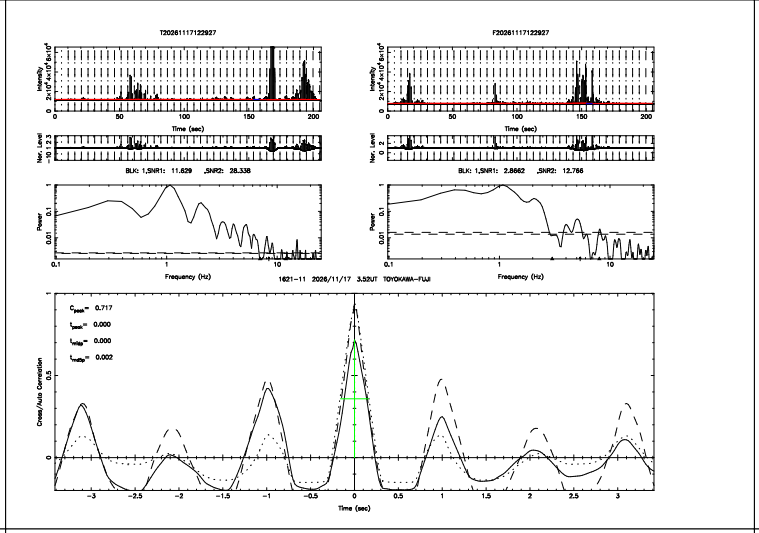
T20261117122927
F20261117122927
BLK: 1,SNR1: 11.629 ,SNR2: 28.338
BLK: 1,SNR1: 2.8662 ,SNR2: 12.766
1621-11 2026/11/17 3.52UT TOYOKAWA-FUJI
C_peak= 0.717
t_peak= 0.000
t_edge= 0.000
t_edge= 0.002
Time (sec)
Frequency (Hz)
Cross/Auto Correlation

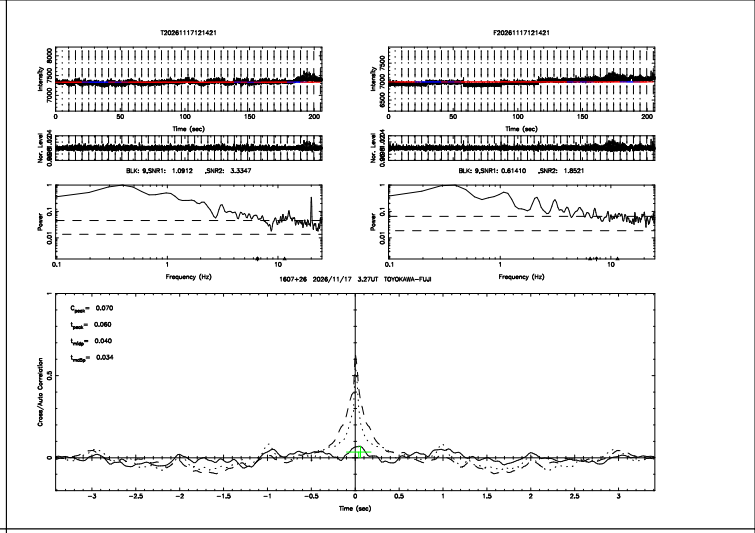
T20261117121421
F20261117121421
BLK: 9,SNR1: 1.0912 ,SNR2: 3.3347
BLK: 9,SNR1: 0.61410 ,SNR2: 1.8521
1607+26 2026/11/17 3.27UT TOYOKAWA-FUJI
C_peak= 0.070
t_peak= 0.060
t_edge= 0.040
t_edge= 0.034
Time (sec)
Frequency (Hz)
Cross/Auto Correlation

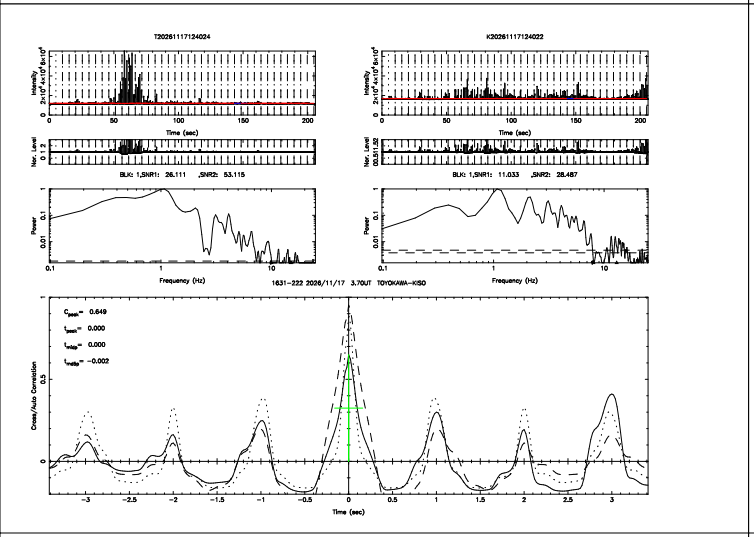
T20261117124024
K20261117124022
BLK: 1,SNR1: 26.111 ,SNR2: 53.115
BLK: 1,SNR1: 11.033 ,SNR2: 28.487
1631-222 2026/11/17 3.70UT TOYOKAWA-KISO
C_peak= 0.649
t_peak= 0.000
t_edge= 0.000
t_edge= -0.002
Time (sec)
Frequency (Hz)
Cross/Auto Correlation

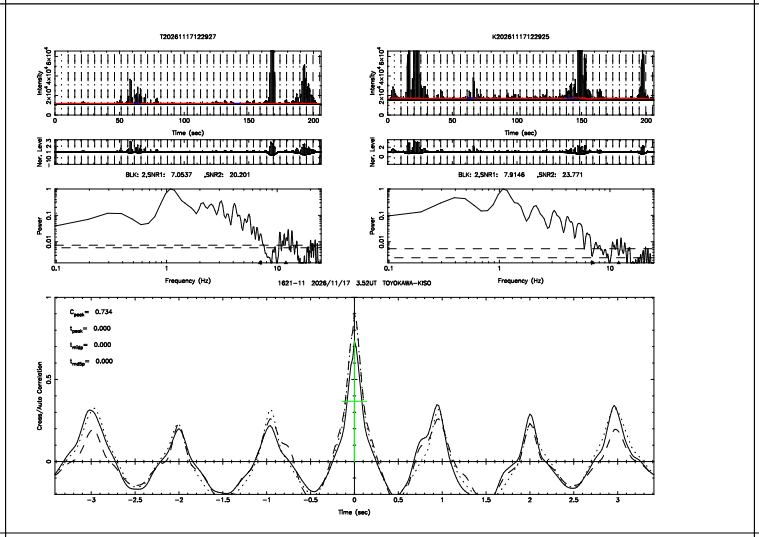
T20261117122927
K20261117122925
BLK: 2,SNR1: 7.0537 ,SNR2: 20.201
BLK: 2,SNR1: 7.9146 ,SNR2: 23.771
1621-11 2026/11/17 3.52UT TOYOKAWA-KISO
C_peak= 0.734
t_peak= 0.000
t_edge= 0.000
t_edge= 0.000
Time (sec)
Frequency (Hz)
Cross/Auto Correlation

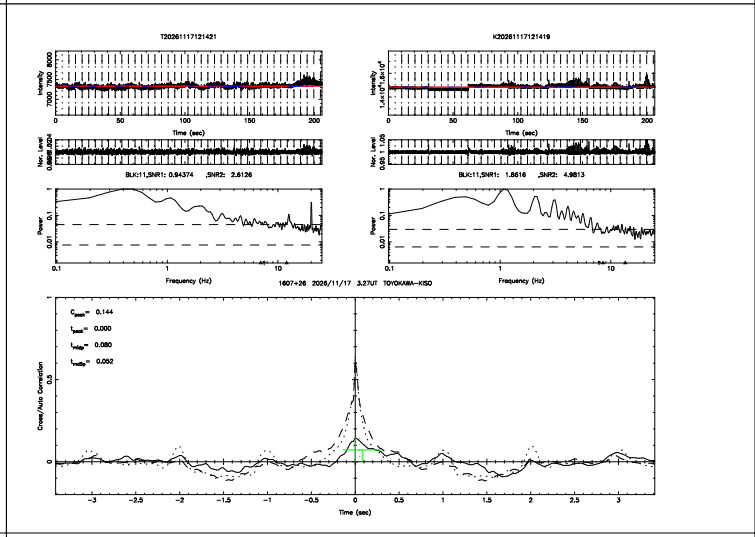
T20261117121421
K20261117121419
BLK:11,SNR1: 0.94374 ,SNR2: 2.6126
BLK:11,SNR1: 1.5616 ,SNR2: 4.9813
1607+26 2026/11/17 3.27UT TOYOKAWA-KISO
C_peak= 0.144
t_peak= 0.000
t_edge= 0.080
t_edge= 0.052
Time (sec)
Frequency (Hz)
Cross/Auto Correlation

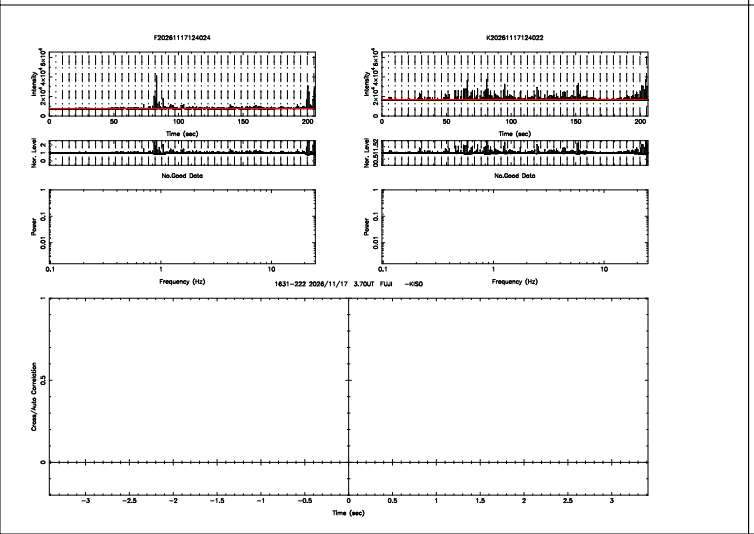
F20261117124024
K20261117124022
No.Good Data
No.Good Data
1631-222 2026/11/17 3.70UT FUJI -KISO
Time (sec)
Frequency (Hz)
Cross/Auto Correlation

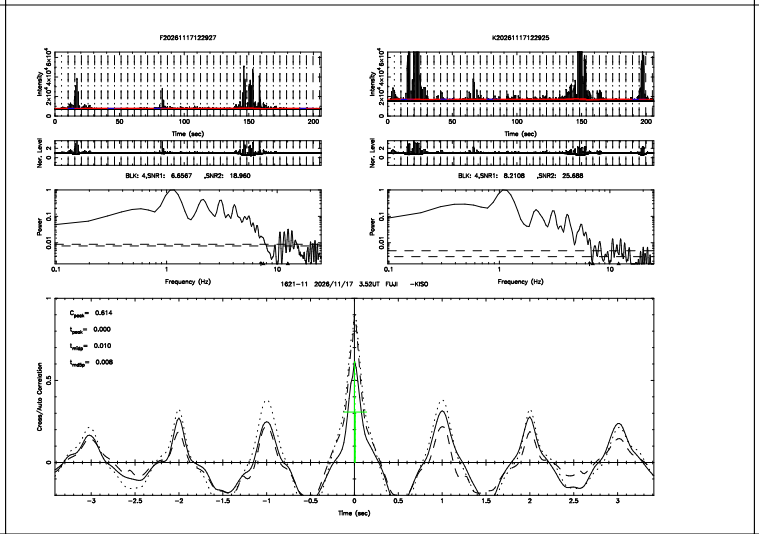
F20261117122927
K20261117122925
BLK: 4,SNR1: 6.6567 ,SNR2: 18.960
BLK: 4,SNR1: 8.2108 ,SNR2: 25.688
1621-11 2026/11/17 3.52UT FUJI -KISO
C_peak= 0.614
t_peak= 0.000
t_edge= 0.010
t_edge= 0.008
Time (sec)
Frequency (Hz)
Cross/Auto Correlation

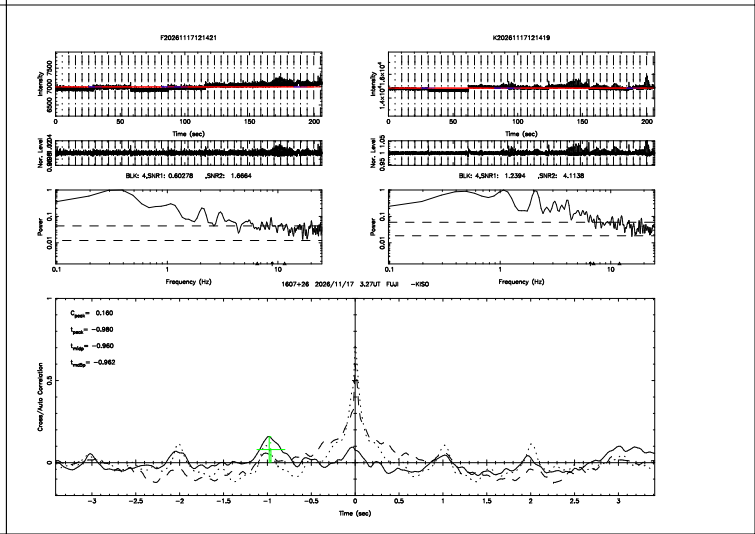
F20261117121421
K20261117121419
BLK: 4,SNR1: 0.60278 ,SNR2: 1.6664
BLK: 4,SNR1: 1.2394 ,SNR2: 4.1138
1607+26 2026/11/17 3.27UT FUJI -KISO
C_peak= 0.160
t_peak= -0.980
t_edge= -0.960
t_edge= -0.962
Time (sec)
Frequency (Hz)
Cross/Auto Correlation

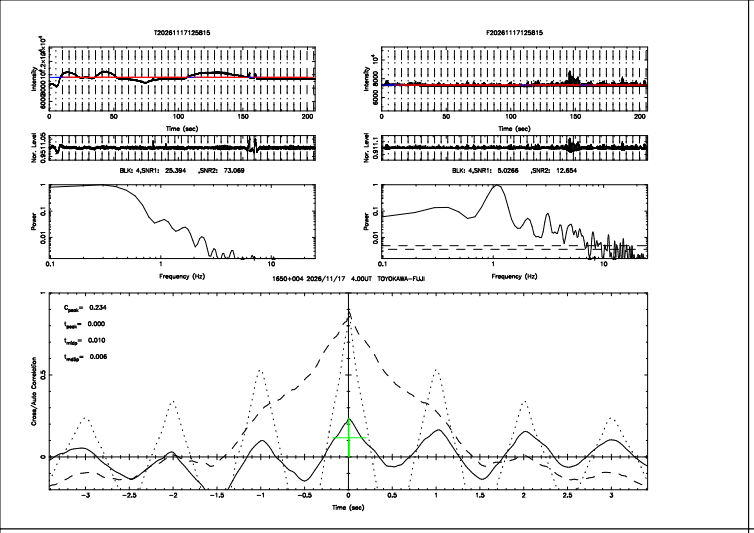
T20261117125815
F20261117125815
BLK: 4,SNR1: 25.394 ,SNR2: 73.069
BLK: 4,SNR1: 5.0266 ,SNR2: 12.654
1650+004 2026/11/17 4.00UT TOYOKAWA-FUJI
C_peak= 0.234
t_peak= 0.000
t_rise= 0.010
t_delay= 0.006
Time (sec)
Frequency (Hz)
Cross/Auto Correlation

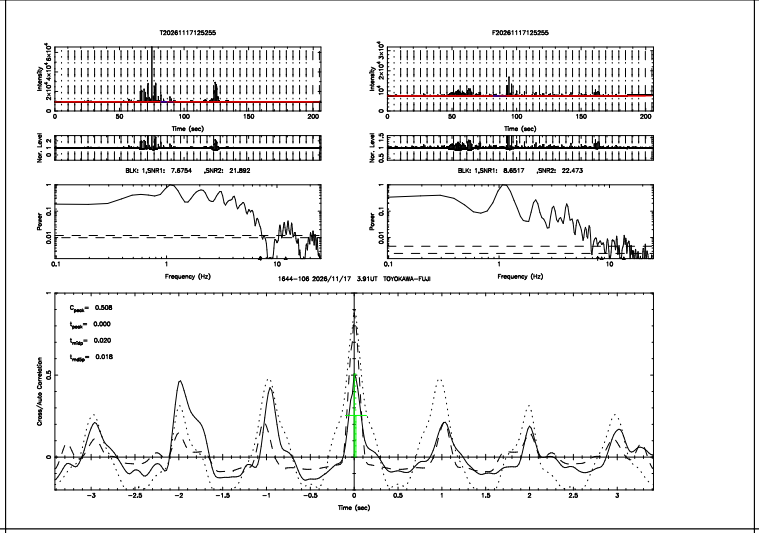
T20261117125255
F20261117125255
BLK: 1,SNR1: 7.5754 ,SNR2: 21.892
BLK: 1,SNR1: 8.6517 ,SNR2: 22.473
1644-106 2026/11/17 3.91UT TOYOKAWA-FUJI
C_peak= 0.508
t_peak= 0.000
t_rise= 0.020
t_delay= 0.016
Time (sec)
Frequency (Hz)
Cross/Auto Correlation

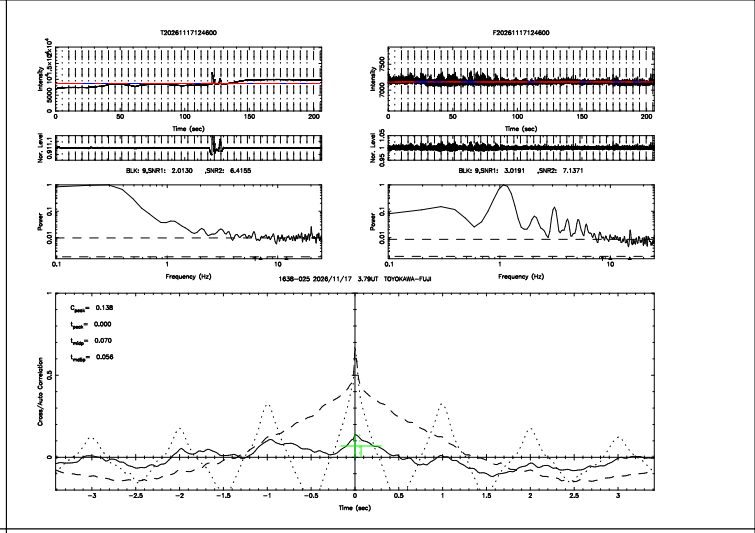
T20261117124600
F20261117124600
BLK: 9,SNR1: 2.0130 ,SNR2: 6.4155
BLK: 9,SNR1: 3.0191 ,SNR2: 7.1371
1638-025 2026/11/17 3.79UT TOYOKAWA-FUJI
C_peak= 0.138
t_peak= 0.000
t_rise= 0.070
t_delay= 0.056
Time (sec)
Frequency (Hz)
Cross/Auto Correlation

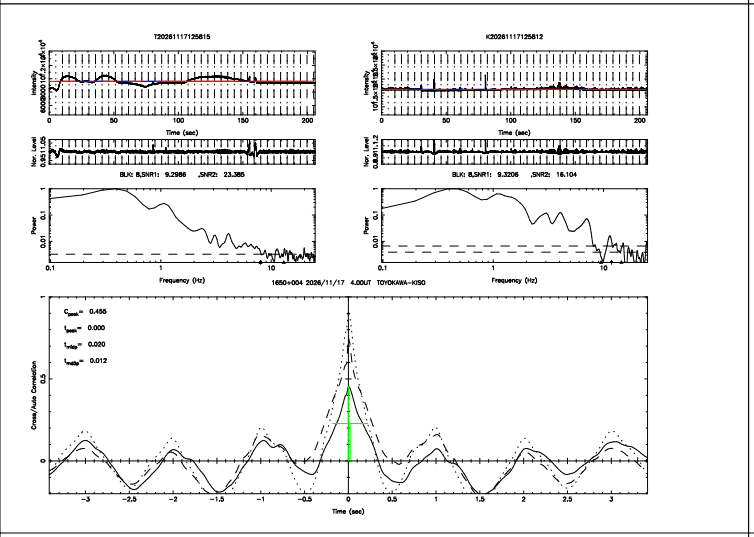
T20261117125815
K20261117125812
BLK: 8,SNR1: 9.2986 ,SNR2: 23.385
BLK: 8,SNR1: 9.3206 ,SNR2: 16.104
1650+004 2026/11/17 4.00UT TOYOKAWA-KISO
C_peak= 0.455
t_peak= 0.000
t_rise= 0.020
t_delay= 0.012
Time (sec)
Frequency (Hz)
Cross/Auto Correlation

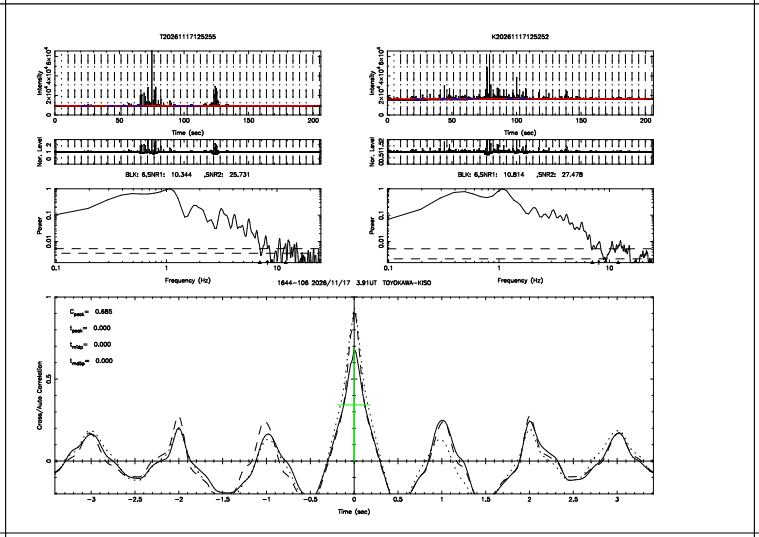
T20261117125255
K20261117125252
BLK: 6,SNR1: 10.344 ,SNR2: 25.731
BLK: 6,SNR1: 10.814 ,SNR2: 27.478
1644-106 2026/11/17 3.91UT TOYOKAWA-KISO
C_peak= 0.685
t_peak= 0.000
t_rise= 0.000
t_delay= 0.000
Time (sec)
Frequency (Hz)
Cross/Auto Correlation

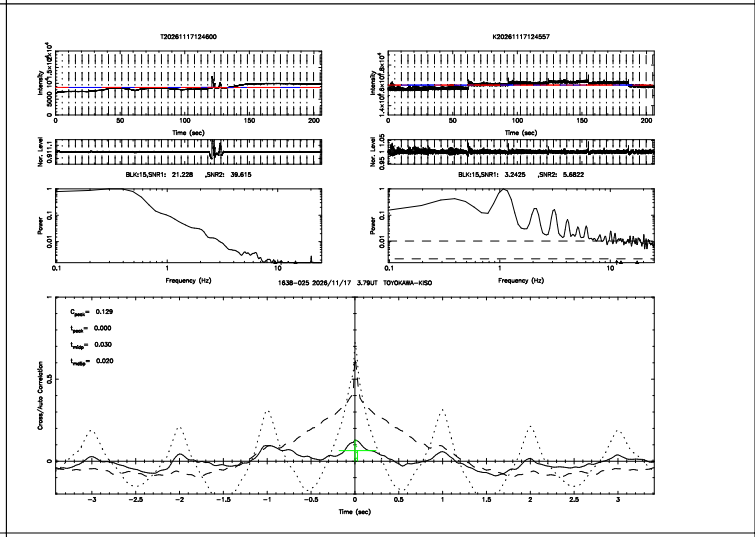
T20261117124600
K20261117124557
BLK:15,SNR1: 21.228 ,SNR2: 39.615
BLK:15,SNR1: 3.3425 ,SNR2: 5.6822
1638-025 2026/11/17 3.79UT TOYOKAWA-KISO
C_peak= 0.129
t_peak= 0.000
t_rise= 0.030
t_delay= 0.020
Time (sec)
Frequency (Hz)
Cross/Auto Correlation

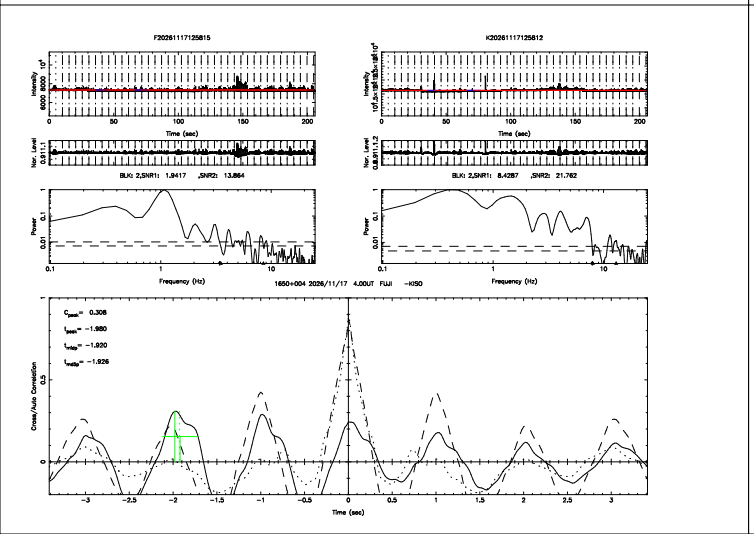
F20261117125815
K20261117125812
BLK: 2,SNR1: 1.9417 ,SNR2: 13.864
BLK: 2,SNR1: 8.4287 ,SNR2: 21.762
1650+004 2026/11/17 4.00UT FUJI -KISO
C_peak= 0.308
t_peak= -1.980
t_rise= -1.920
t_delay= -1.926
Time (sec)
Frequency (Hz)
Cross/Auto Correlation

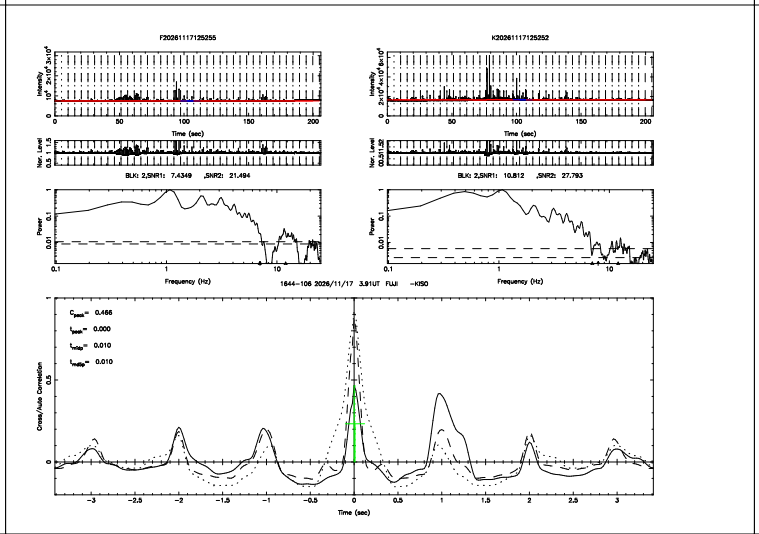
F20261117125255
K20261117125252
BLK: 2,SNR1: 7.4349 ,SNR2: 21.494
BLK: 2,SNR1: 10.812 ,SNR2: 27.793
1644-106 2026/11/17 3.91UT FUJI -KISO
C_peak= 0.466
t_peak= 0.000
t_rise= 0.010
t_delay= 0.010
Time (sec)
Frequency (Hz)
Cross/Auto Correlation

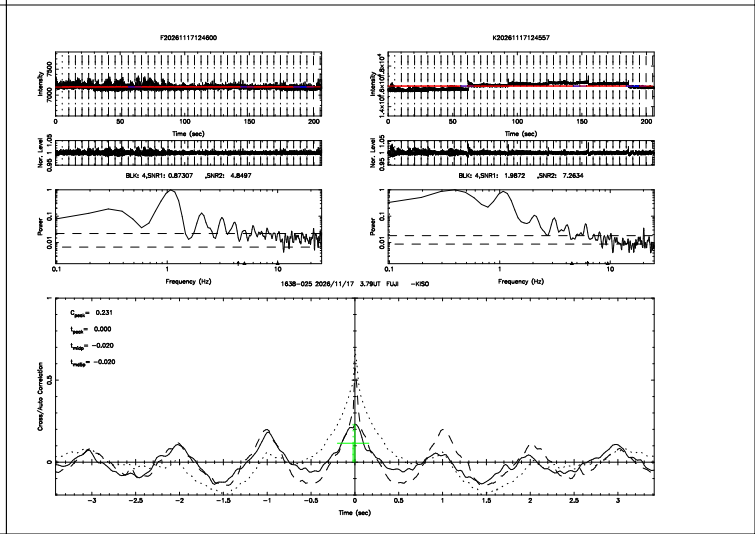
F20261117124600
K20261117124557
BLK: 4,SNR1: 0.87307 ,SNR2: 4.8497
BLK: 4,SNR1: 1.9872 ,SNR2: 7.2634
1638-025 2026/11/17 3.79UT FUJI -KISO
C_peak= 0.231
t_peak= 0.000
t_rise= -0.020
t_delay= -0.020
Time (sec)
Frequency (Hz)
Cross/Auto Correlation

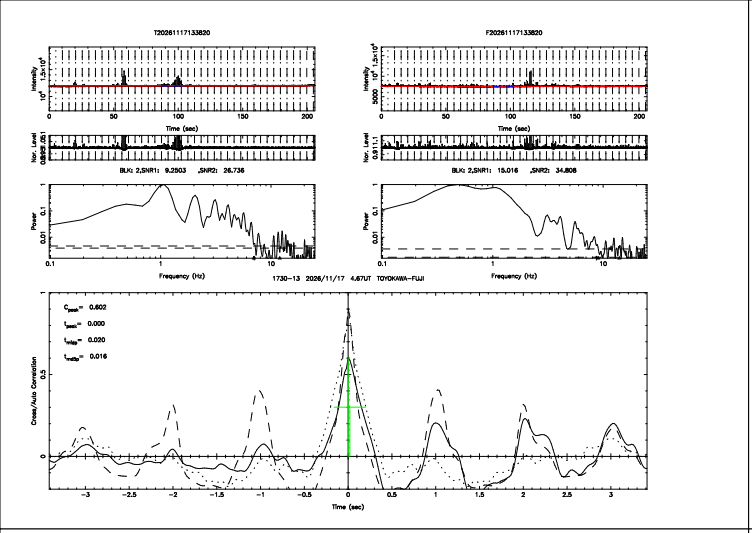
T20261117133820
F20261117133820
BLK: 2,SNR1: 9.2503 ,SNR2: 26.736
BLK: 2,SNR1: 15.016 ,SNR2: 34.808
1730-13 2026/11/17 4.67UT TOYOKAWA-Fuji
C_{peak}= 0.602
t_{peak}= 0.000
t_{edge}= 0.020
t_{entity}= 0.016

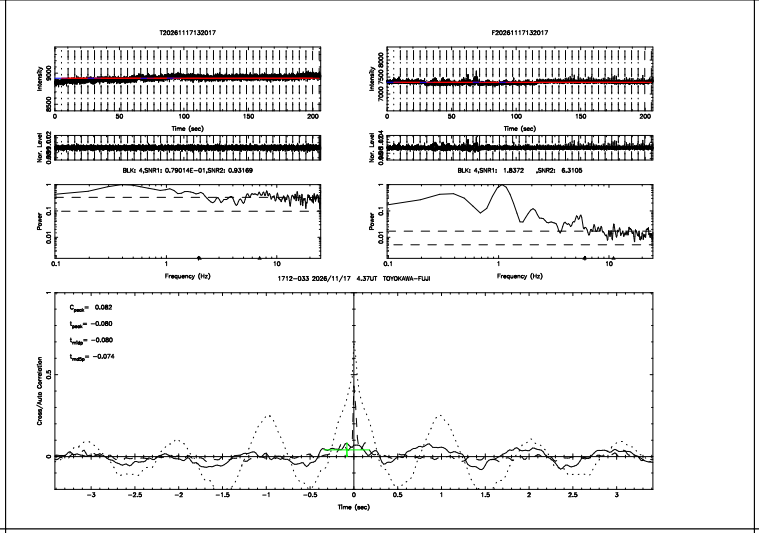
T20261117132017
F20261117132017
BLK: 4,SNR1: 0.79014E-01,SNR2: 0.93169
BLK: 4,SNR1: 1.8372 ,SNR2: 6.3105
1712-033 2026/11/17 4.37UT TOYOKAWA-Fuji
C_{peak}= 0.082
t_{peak}= -0.080
t_{edge}= -0.080
t_{entity}= -0.074

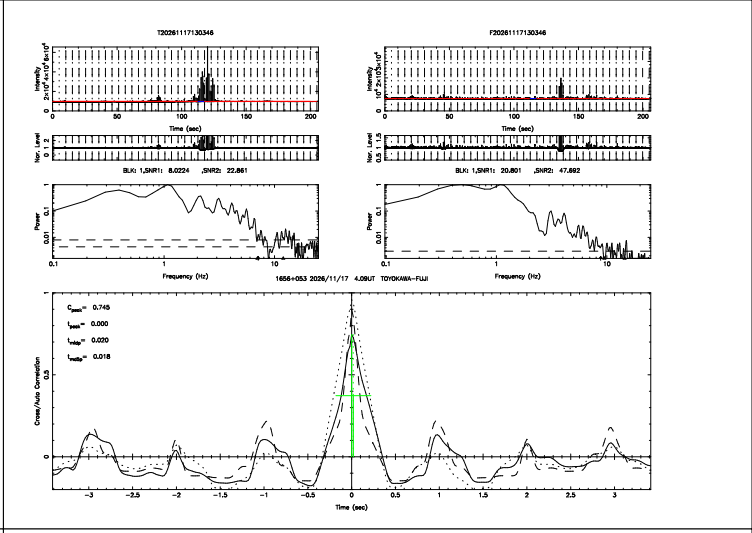
T20261117130346
F20261117130346
BLK: 1,SNR1: 8.0224 ,SNR2: 22.861
BLK: 1,SNR1: 20.801 ,SNR2: 47.692
1656+053 2026/11/17 4.09UT TOYOKAWA-Fuji
C_{peak}= 0.745
t_{peak}= 0.000
t_{edge}= 0.020
t_{entity}= 0.018

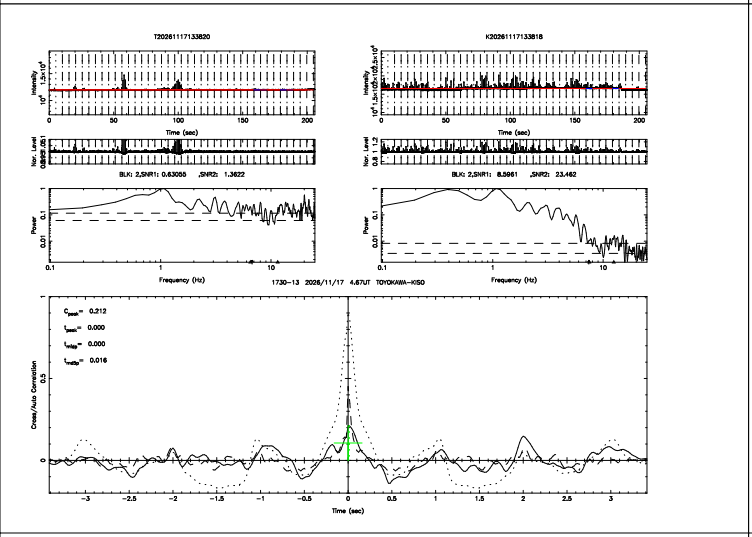
T20261117133820
K20261117133818
BLK: 2,SNR1: 0.63055 ,SNR2: 1.3622
BLK: 2,SNR1: 8.5961 ,SNR2: 23.462
1730-13 2026/11/17 4.67UT TOYOKAWA-KISO
C_{peak}= 0.212
t_{peak}= 0.000
t_{edge}= 0.000
t_{entity}= 0.016

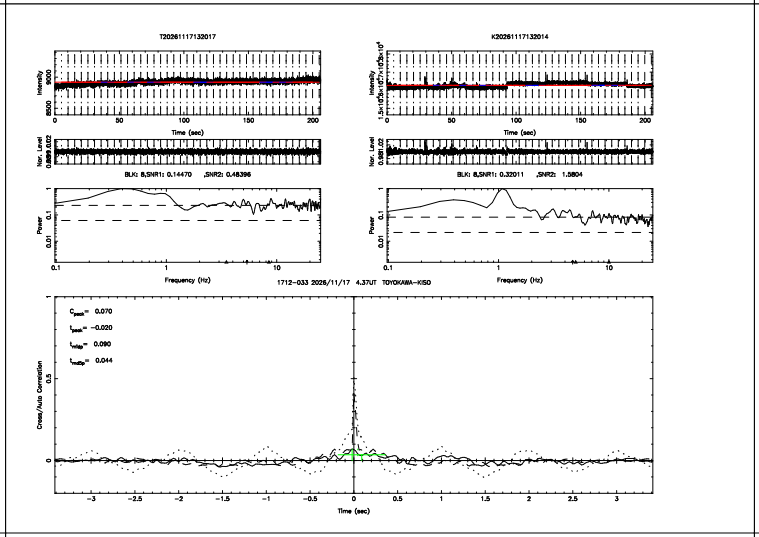
T20261117132017
K20261117132014
BLK: 5,SNR1: 0.14470 ,SNR2: 0.46396
BLK: 5,SNR1: 0.32011 ,SNR2: 1.5804
1712-033 2026/11/17 4.37UT TOYOKAWA-KISO
C_{peak}= 0.070
t_{peak}= -0.020
t_{edge}= 0.090
t_{entity}= 0.044

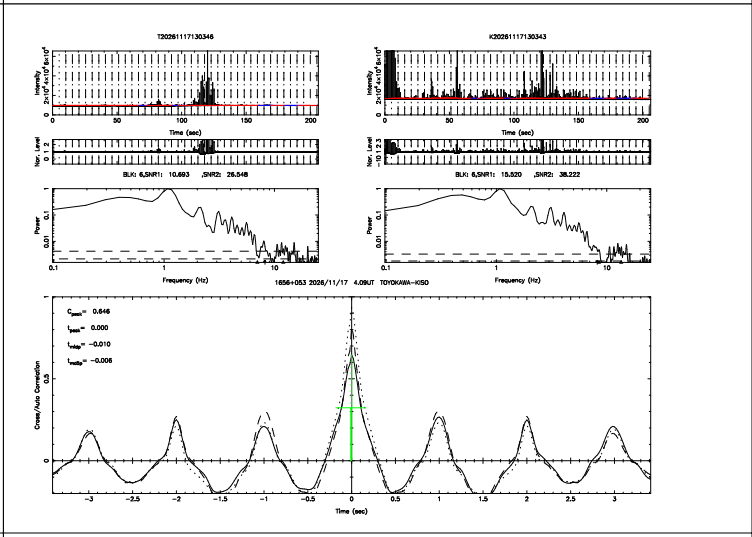
T20261117130346
K20261117130343
BLK: 6,SNR1: 10.693 ,SNR2: 26.548
BLK: 6,SNR1: 15.520 ,SNR2: 38.222
1656+053 2026/11/17 4.09UT TOYOKAWA-KISO
C_{peak}= 0.646
t_{peak}= 0.000
t_{edge}= -0.010
t_{entity}= -0.006

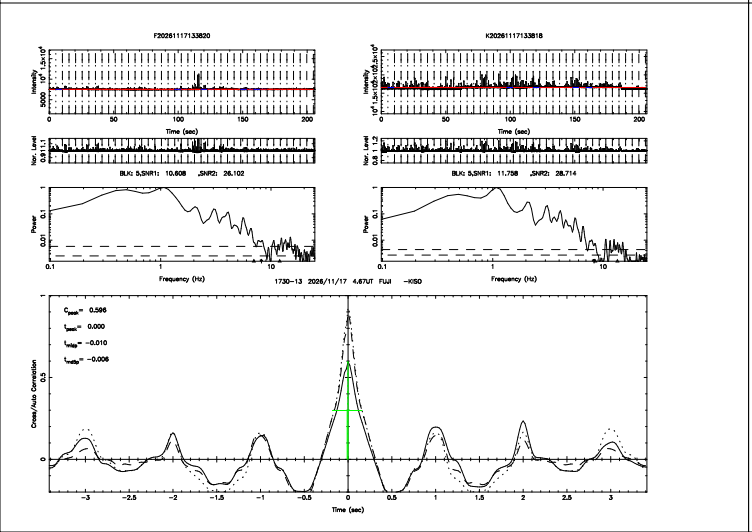
F20261117133820
K20261117133818
BLK: 3,SNR1: 10.808 ,SNR2: 26.102
BLK: 3,SNR1: 11.758 ,SNR2: 28.714
1730-13 2026/11/17 4.67UT FUJI -KISO
C_{peak}= 0.596
t_{peak}= 0.000
t_{edge}= -0.010
t_{entity}= -0.006

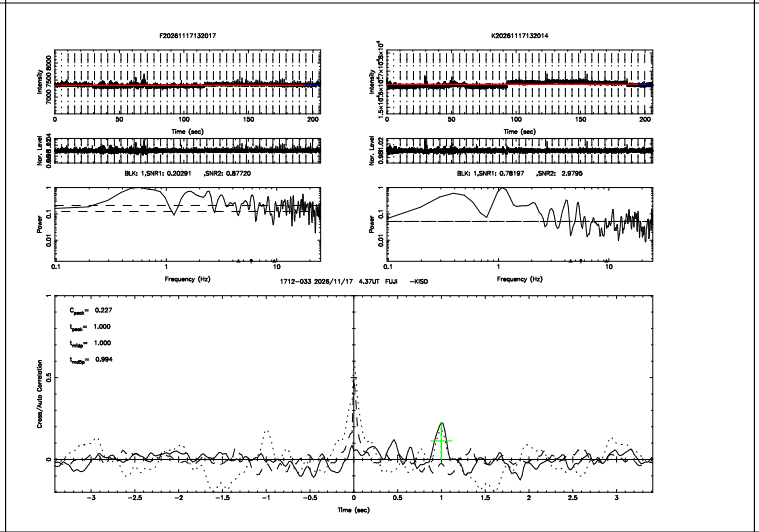
F20261117132017
K20261117132014
BLK: 1,SNR1: 0.20291 ,SNR2: 0.87720
BLK: 1,SNR1: 0.78197 ,SNR2: 2.9795
1712-033 2026/11/17 4.37UT FUJI -KISO
C_{peak}= 0.227
t_{peak}= 1.000
t_{edge}= 1.000
t_{entity}= 0.994

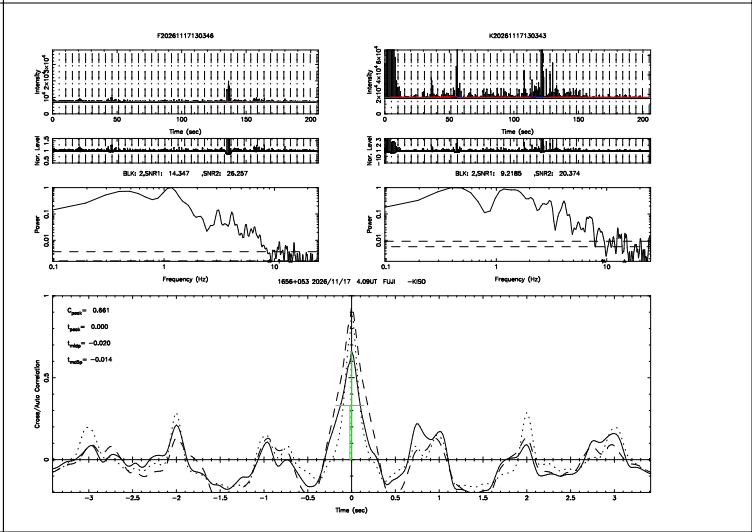
F20261117130346
K20261117130343
BLK: 2,SNR1: 14.347 ,SNR2: 26.257
BLK: 2,SNR1: 9.2185 ,SNR2: 20.374
1656+053 2026/11/17 4.09UT FUJI -KISO
C_{peak}= 0.661
t_{peak}= 0.000
t_{edge}= -0.020
t_{entity}= -0.014

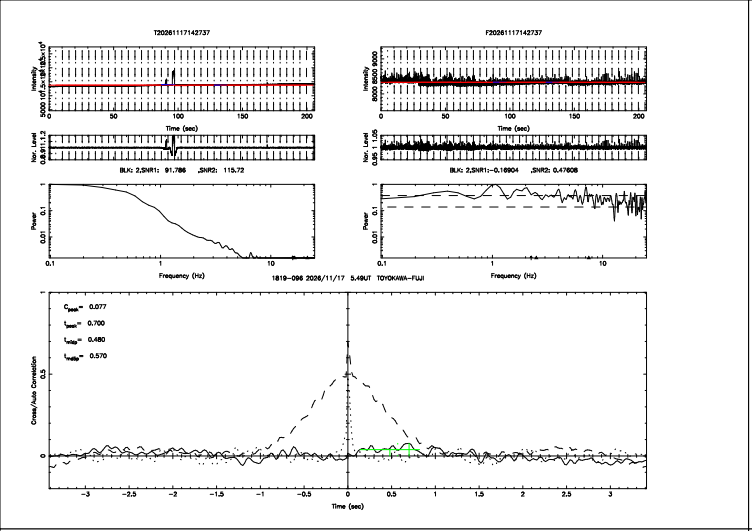
T20261117142737
F20261117142737
BLK: 2,SNR1: 91.786 ,SNR2: 115.72
BLK: 2,SNR1: -0.16904 ,SNR2: 0.47608
1819-096 2026/11/17 5.49UT TOYOKAWA-FUJI
C_peak= 0.077
t_peak= 0.700
t_edge= 0.480
t_valley= 0.570

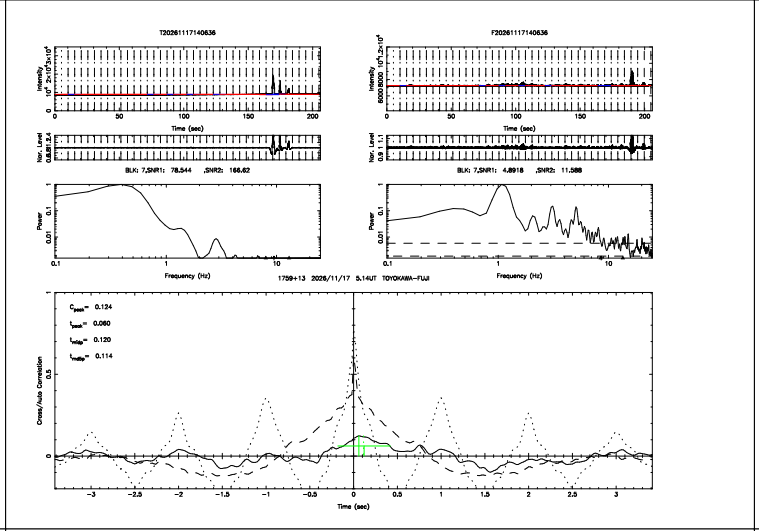
T20261117140636
F20261117140636
BLK: 7,SNR1: 78.544 ,SNR2: 166.62
BLK: 7,SNR1: 4.8918 ,SNR2: 11.588
1759+13 2026/11/17 5.14UT TOYOKAWA-FUJI
C_peak= 0.124
t_peak= 0.060
t_edge= 0.120
t_valley= 0.114

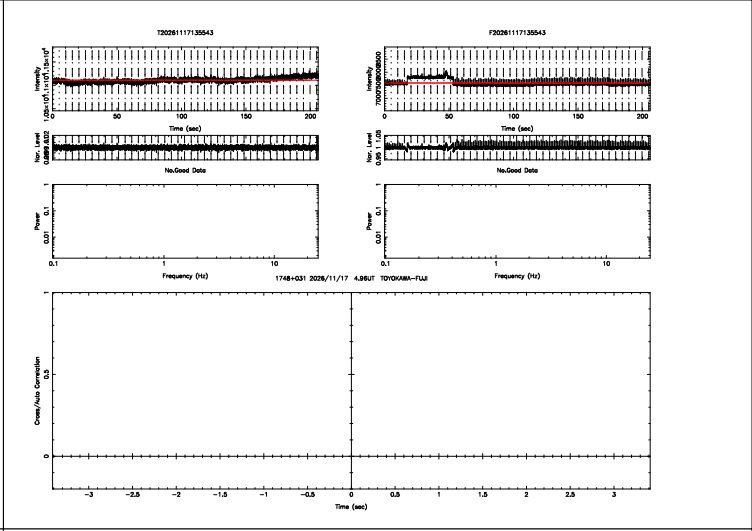
T20261117135543
F20261117135543
No.Good Data
No.Good Data
1748+031 2026/11/17 4.96UT TOYOKAWA-FUJI

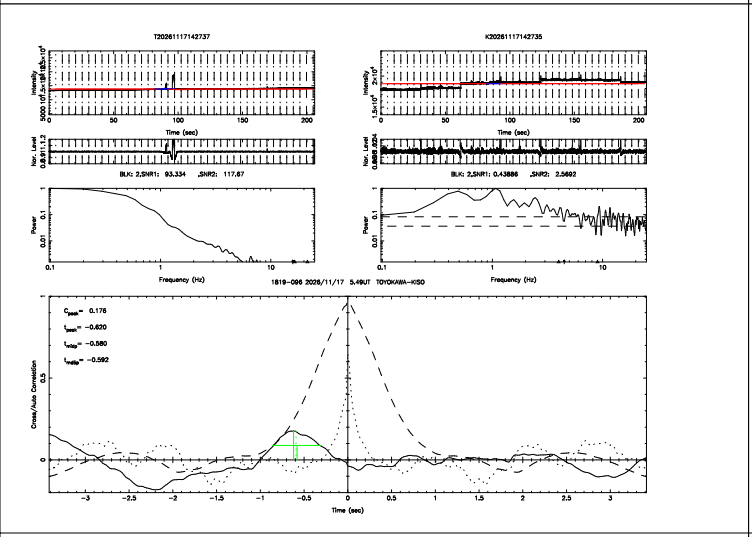
T20261117142737
K20261117142735
BLK: 2,SNR1: 93.334 ,SNR2: 117.67
BLK: 2,SNR1: 0.43886 ,SNR2: 2.5692
1819-096 2026/11/17 5.49UT TOYOKAWA-KISO
C_peak= 0.176
t_peak= -0.620
t_edge= -0.580
t_valley= -0.592

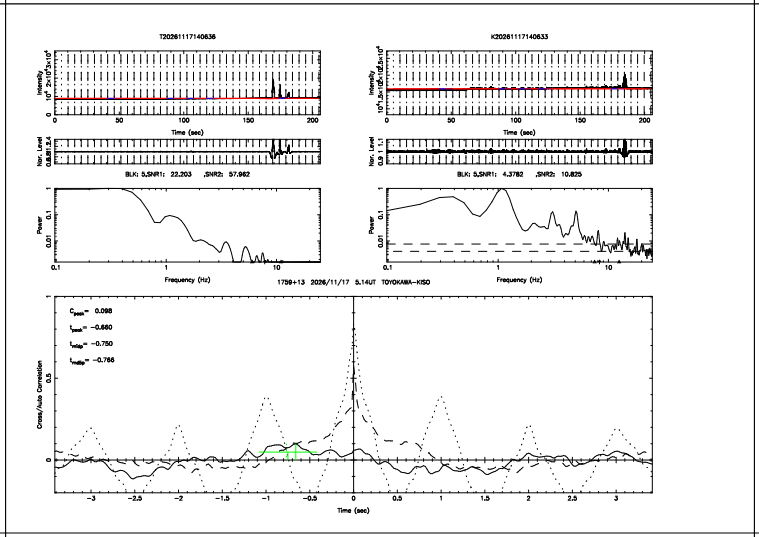
T20261117140636
K20261117140633
BLK: 5,SNR1: 22.203 ,SNR2: 57.962
BLK: 5,SNR1: 4.3782 ,SNR2: 10.825
1759+13 2026/11/17 5.14UT TOYOKAWA-KISO
C_peak= 0.098
t_peak= -0.660
t_edge= -0.750
t_valley= -0.766

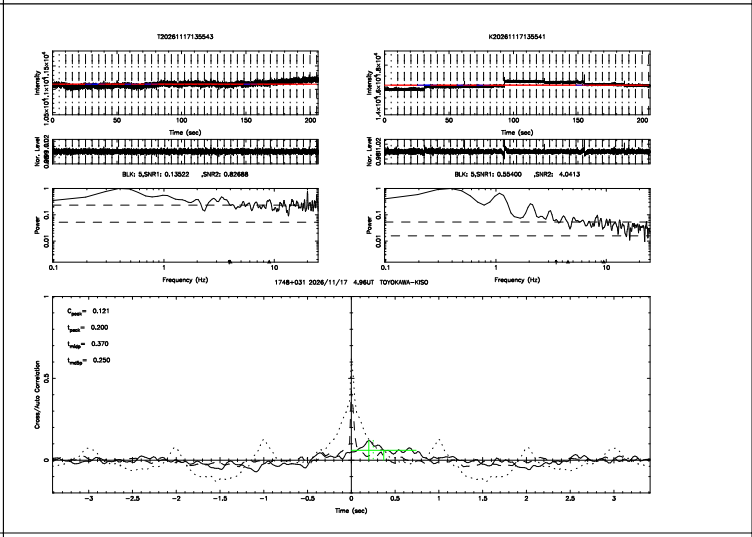
T20261117135543
K20261117135541
BLK: 5,SNR1: 0.13522 ,SNR2: 0.82688
BLK: 5,SNR1: 0.80400 ,SNR2: 4.0413
1748+031 2026/11/17 4.96UT TOYOKAWA-KISO
C_peak= 0.121
t_peak= 0.200
t_edge= 0.370
t_valley= 0.250

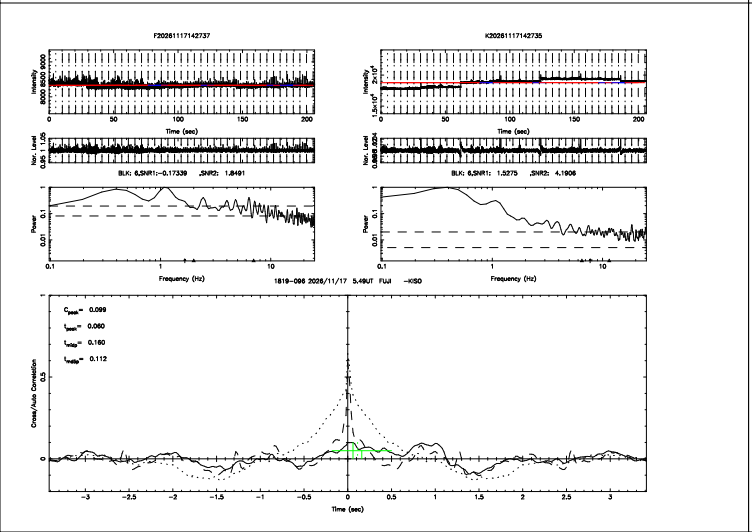
F20261117142737
K20261117142735
BLK: 6,SNR1: -0.17339 ,SNR2: 1.8491
BLK: 6,SNR1: 1.3275 ,SNR2: 4.1906
1819-096 2026/11/17 5.49UT FUJI -KISO
C_peak= 0.099
t_peak= 0.060
t_edge= 0.160
t_valley= 0.112

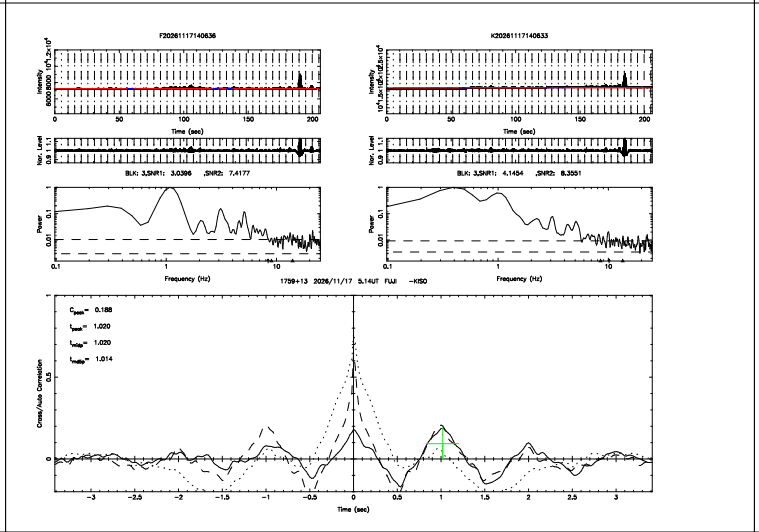
F20261117140636
K20261117140633
BLK: 3,SNR1: 3.0396 ,SNR2: 7.4177
BLK: 3,SNR1: 4.1454 ,SNR2: 8.3551
1759+13 2026/11/17 5.14UT FUJI -KISO
C_peak= 0.188
t_peak= 1.020
t_edge= 1.020
t_valley= 1.014

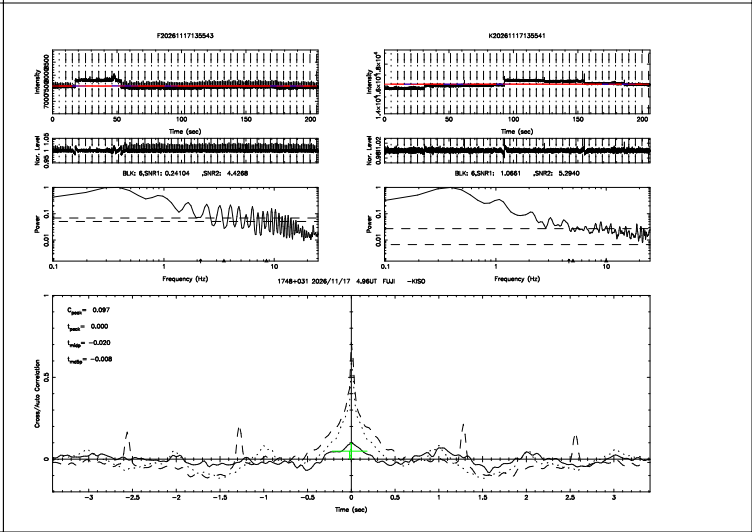
F20261117135543
K20261117135541
BLK: 6,SNR1: 0.24104 ,SNR2: 4.4268
BLK: 6,SNR1: 1.0661 ,SNR2: 5.2940
1748+031 2026/11/17 4.96UT FUJI -KISO
C_peak= 0.097
t_peak= 0.000
t_edge= -0.020
t_valley= -0.008

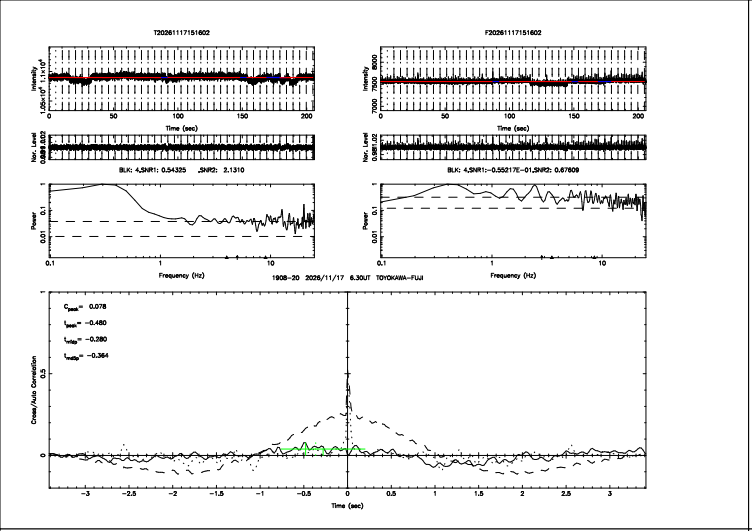
T20261117151602
F20261117151602
BLK: 4,SNR1: 0.54325 ,SNR2: 2.1310
BLK: 4,SNR1:-0.55217E-01,SNR2: 0.67609
1908-20 2026/11/17 6.30UT TOYOKAWA-FUJI
C_peak= 0.078
t_peak= -0.480
t_ridge= -0.280
t_valley= -0.364

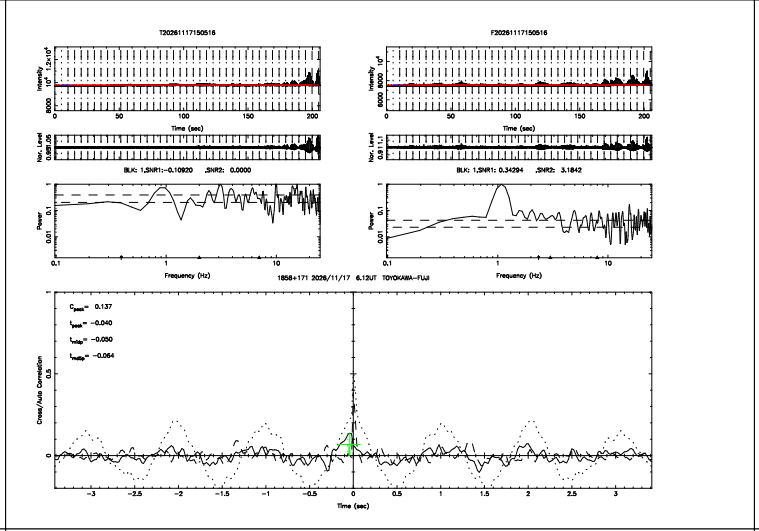
T20261117150516
F20261117150516
BLK: 1,SNR1:-0.10920 ,SNR2: 0.0000
BLK: 1,SNR1: 0.34294 ,SNR2: 3.1842
1858+171 2026/11/17 6.12UT TOYOKAWA-FUJI
C_peak= 0.137
t_peak= -0.040
t_ridge= -0.050
t_valley= -0.064

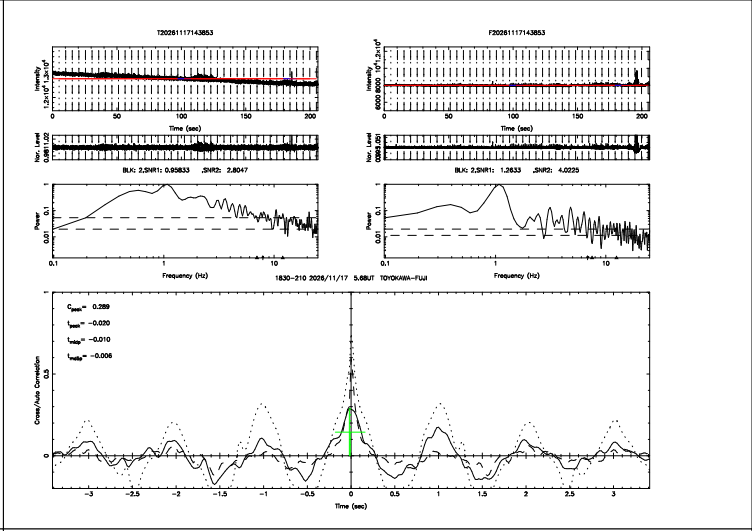
T20261117143853
F20261117143853
BLK: 2,SNR1: 0.95833 ,SNR2: 2.8047
BLK: 2,SNR1: 1.2633 ,SNR2: 4.0225
1830-210 2026/11/17 5.68UT TOYOKAWA-FUJI
C_peak= 0.289
t_peak= -0.020
t_ridge= -0.010
t_valley= -0.006

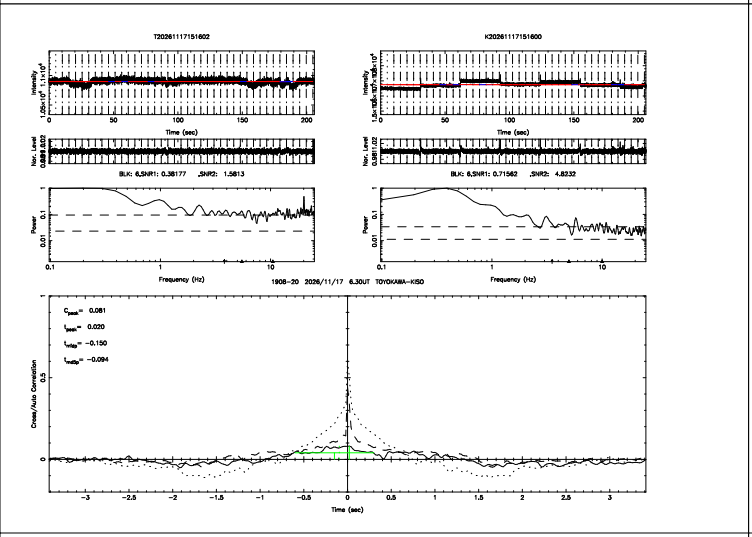
T20261117151602
K20261117151600
BLK: 6,SNR1: 0.38177 ,SNR2: 1.5813
BLK: 6,SNR1: 0.71562 ,SNR2: 4.8232
1908-20 2026/11/17 6.30UT TOYOKAWA-KISO
C_peak= 0.081
t_peak= 0.020
t_ridge= -0.150
t_valley= -0.094

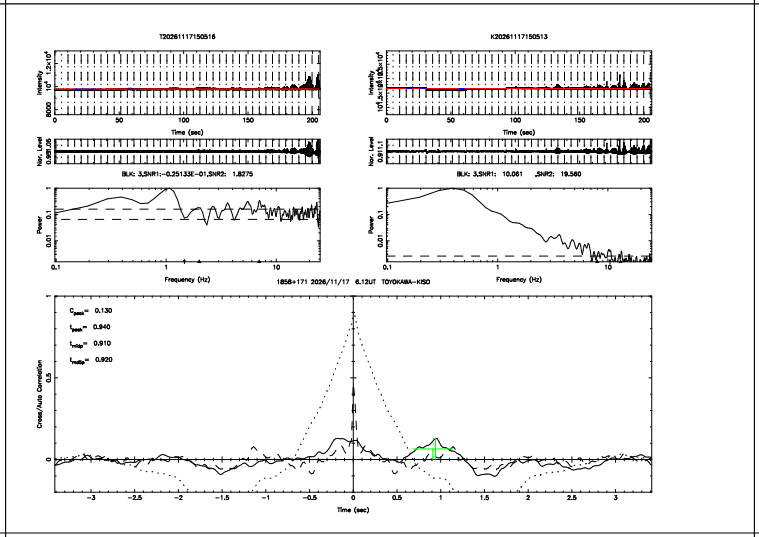
T20261117150516
K20261117150513
BLK: 3,SNR1:-0.25133E-01,SNR2: 1.8275
BLK: 3,SNR1: 10.061 ,SNR2: 19.560
1858+171 2026/11/17 6.12UT TOYOKAWA-KISO
C_peak= 0.130
t_peak= 0.940
t_ridge= 0.910
t_valley= 0.920

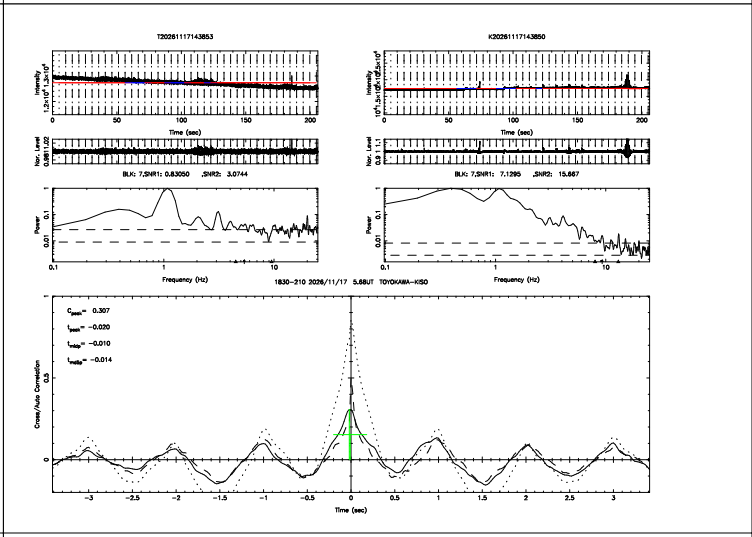
T20261117143853
K20261117143850
BLK: 7,SNR1: 0.83050 ,SNR2: 3.0744
BLK: 7,SNR1: 7.1295 ,SNR2: 15.667
1830-210 2026/11/17 5.68UT TOYOKAWA-KISO
C_peak= 0.307
t_peak= -0.020
t_ridge= -0.010
t_valley= -0.014

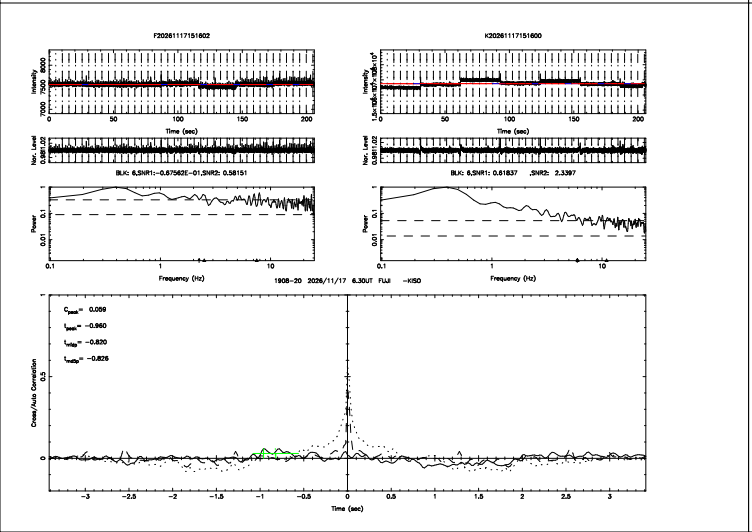
F20261117151602
K20261117151600
BLK: 6,SNR1:-0.67563E-01,SNR2: 0.58151
BLK: 6,SNR1: 0.61837 ,SNR2: 2.3397
1908-20 2026/11/17 6.30UT FUJI -KISO
C_peak= 0.059
t_peak= -0.960
t_ridge= -0.820
t_valley= -0.826

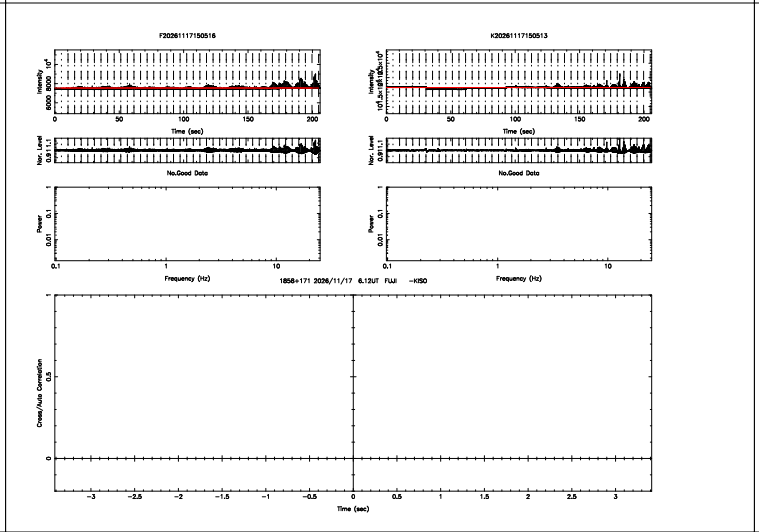
F20261117150516
K20261117150513
No.Good Data
No.Good Data
1858+171 2026/11/17 6.12UT FUJI -KISO

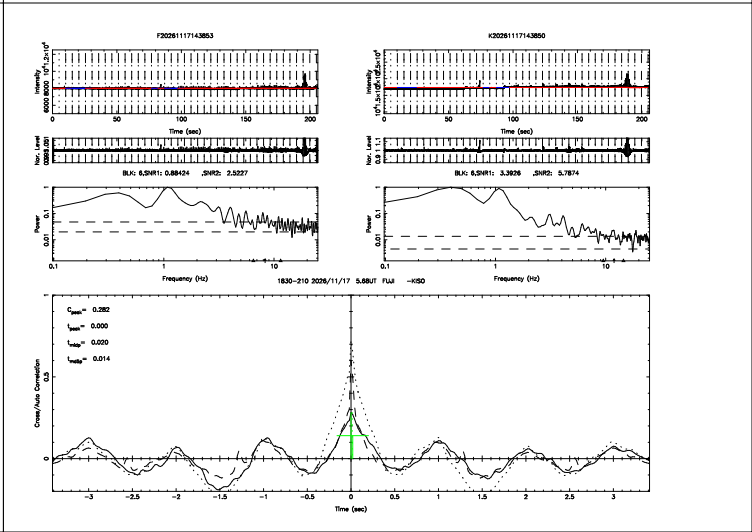
F20261117143853
K20261117143850
BLK: 8,SNR1: 0.88424 ,SNR2: 2.5227
BLK: 8,SNR1: 3.3926 ,SNR2: 5.7874
1830-210 2026/11/17 5.68UT FUJI -KISO
C_peak= 0.282
t_peak= 0.000
t_ridge= 0.020
t_valley= 0.014

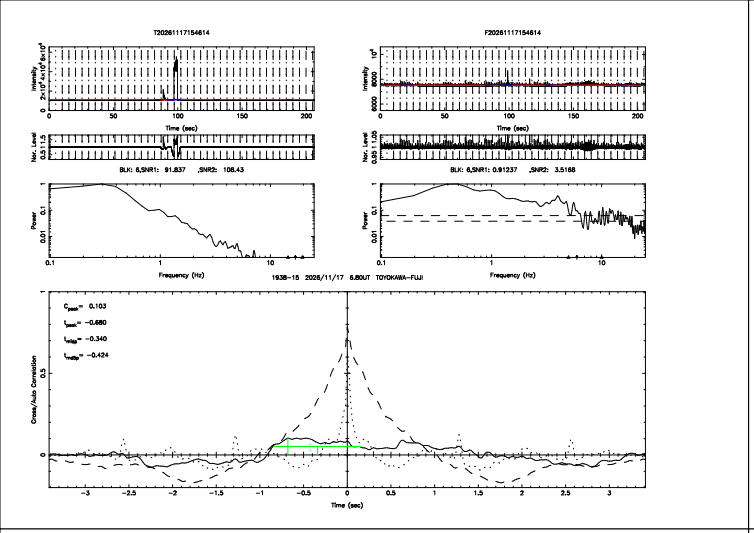
T20261117154614
F20261117154614
BLK: 8,SNR1: 91.837 ,SNR2: 108.43
BLK: 8,SNR1: 0.91237 ,SNR2: 3.5168
1938-15 2026/11/17 6.80UT TOYOKAWA-FUJI
C_peak= 0.103
t_peak= -0.680
t_edge= -0.340
t_cntr= -0.424
Time (sec)
Frequency (Hz)
Cross/Auto Correlation

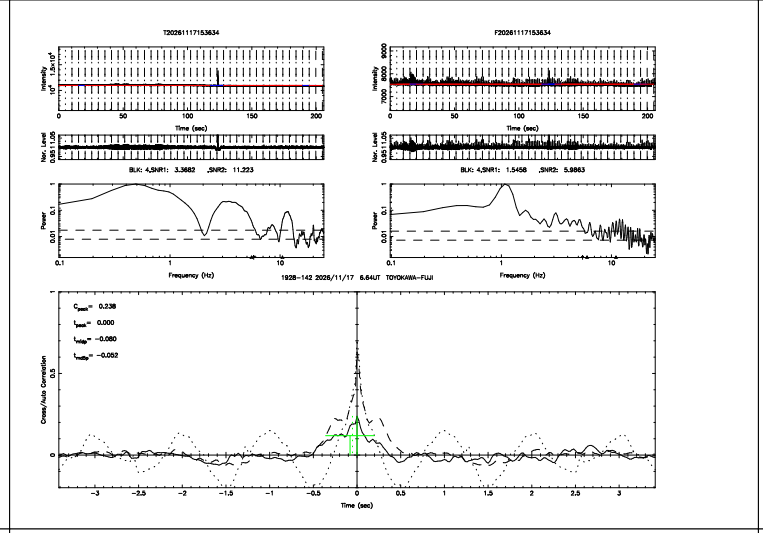
T20261117153634
F20261117153634
BLK: 4,SNR1: 3.3682 ,SNR2: 11.223
BLK: 4,SNR1: 1.5458 ,SNR2: 5.8863
1928-142 2026/11/17 6.64UT TOYOKAWA-FUJI
C_peak= 0.238
t_peak= 0.000
t_edge= -0.080
t_cntr= -0.052
Time (sec)
Frequency (Hz)
Cross/Auto Correlation

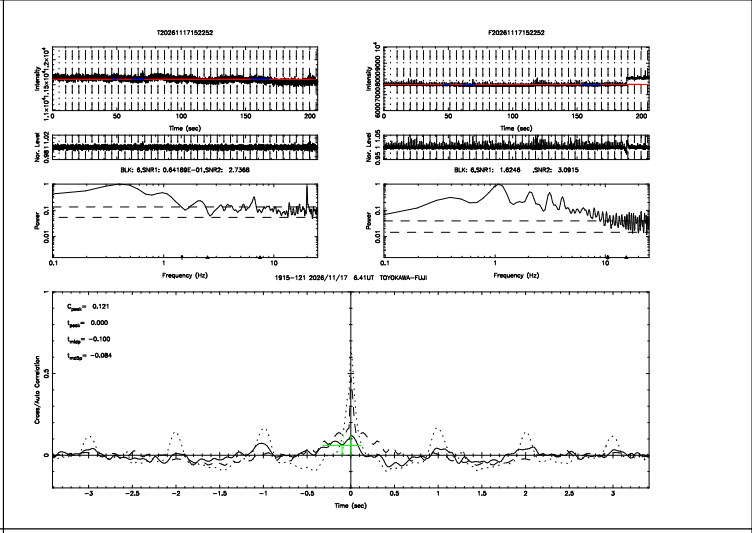
T20261117152252
F20261117152252
BLK: 6,SNR1: 0.64188E-01,SNR2: 2.7368
BLK: 6,SNR1: 1.6246 ,SNR2: 3.0915
1915-121 2026/11/17 6.41UT TOYOKAWA-FUJI
C_peak= 0.121
t_peak= 0.000
t_edge= -0.100
t_cntr= -0.084
Time (sec)
Frequency (Hz)
Cross/Auto Correlation

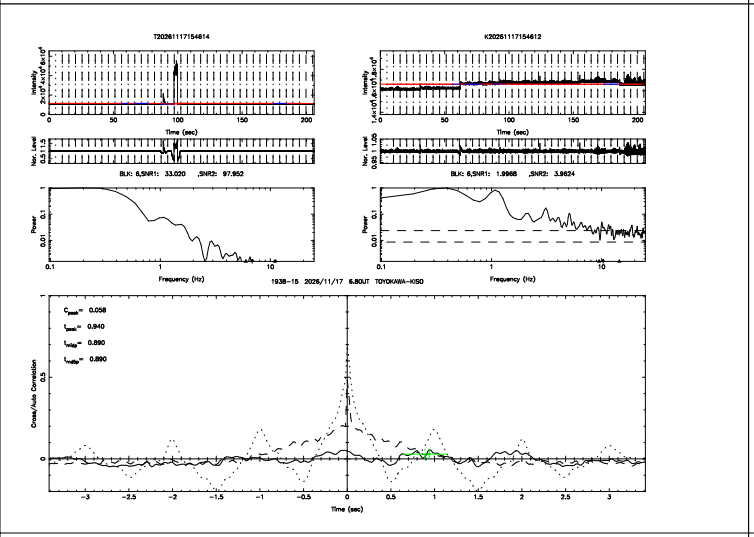
T20261117154614
K20261117154612
BLK: 8,SNR1: 33.020 ,SNR2: 97.952
BLK: 6,SNR1: 1.9968 ,SNR2: 3.9624
1938-15 2026/11/17 6.80UT TOYOKAWA-KISO
C_peak= 0.058
t_peak= 0.940
t_edge= 0.890
t_cntr= 0.890
Time (sec)
Frequency (Hz)
Cross/Auto Correlation

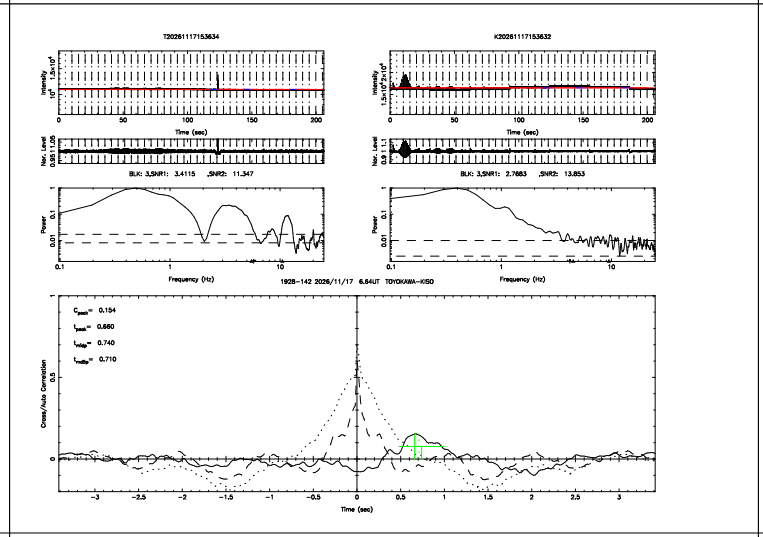
T20261117153634
K20261117153632
BLK: 3,SNR1: 3.4115 ,SNR2: 11.347
BLK: 3,SNR1: 2.7683 ,SNR2: 13.853
1928-142 2026/11/17 6.64UT TOYOKAWA-KISO
C_peak= 0.154
t_peak= 0.660
t_edge= 0.740
t_cntr= 0.710
Time (sec)
Frequency (Hz)
Cross/Auto Correlation

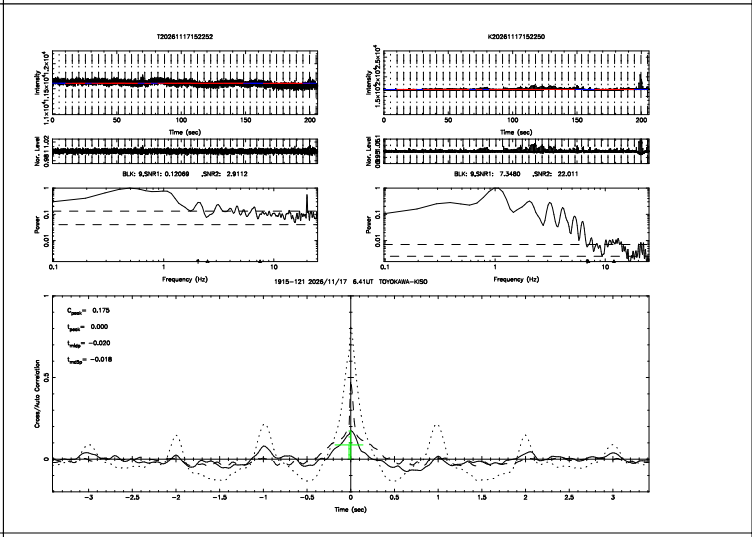
T20261117152252
K20261117152250
BLK: 9,SNR1: 0.12069 ,SNR2: 2.9112
BLK: 9,SNR1: 7.3480 ,SNR2: 22.011
1915-121 2026/11/17 6.41UT TOYOKAWA-KISO
C_peak= 0.175
t_peak= 0.000
t_edge= -0.020
t_cntr= -0.018
Time (sec)
Frequency (Hz)
Cross/Auto Correlation

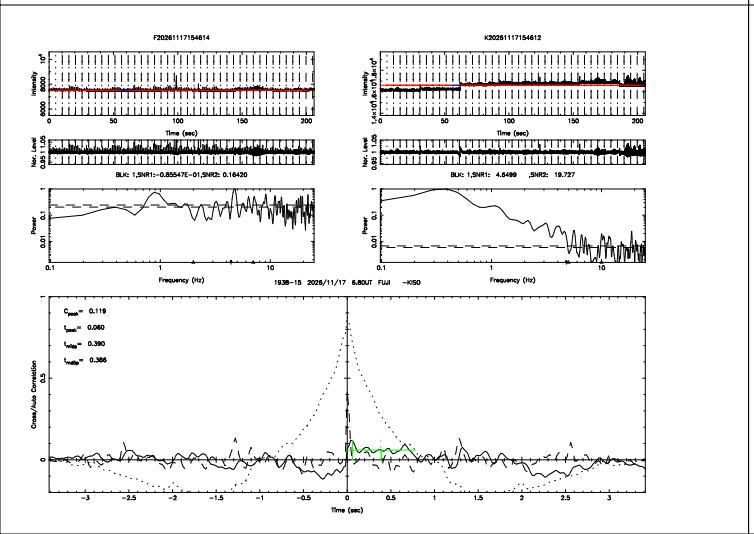
T20261117154614
K20261117154612
BLK: 1,SNR1: -0.85547E-01,SNR2: 0.18420
BLK: 1,SNR1: 4.6499 ,SNR2: 19.727
1938-15 2026/11/17 6.80UT FUJI -KISO
C_peak= 0.119
t_peak= 0.060
t_edge= 0.390
t_cntr= 0.386
Time (sec)
Frequency (Hz)
Cross/Auto Correlation

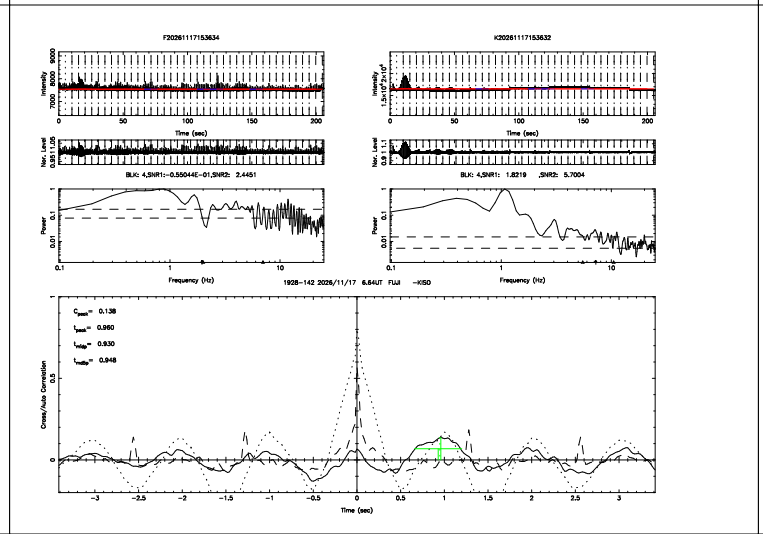
F20261117153634
K20261117153632
BLK: 4,SNR1: -0.55044E-01,SNR2: 2.4451
BLK: 4,SNR1: 1.8219 ,SNR2: 5.7004
1928-142 2026/11/17 6.64UT FUJI -KISO
C_peak= 0.138
t_peak= 0.960
t_edge= 0.930
t_cntr= 0.948
Time (sec)
Frequency (Hz)
Cross/Auto Correlation

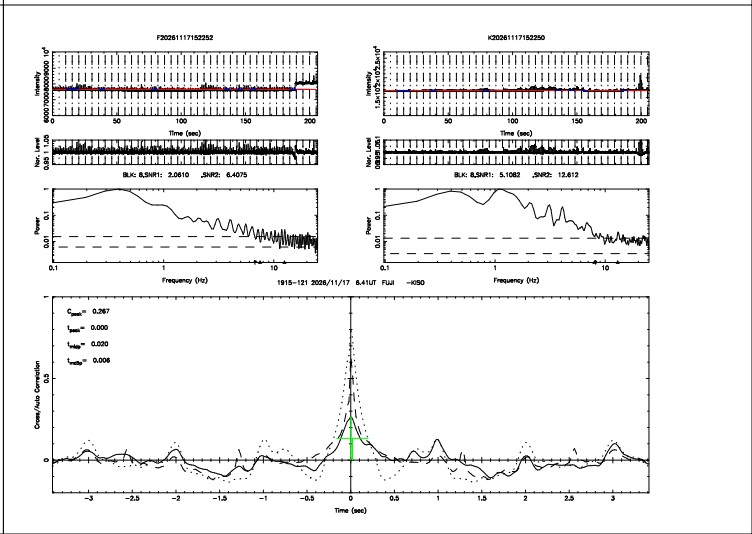
F20261117152252
K20261117152250
BLK: 8,SNR1: 2.0610 ,SNR2: 6.4075
BLK: 8,SNR1: 5.1062 ,SNR2: 12.612
1915-121 2026/11/17 6.41UT FUJI -KISO
C_peak= 0.267
t_peak= 0.000
t_edge= 0.020
t_cntr= 0.006
Time (sec)
Frequency (Hz)
Cross/Auto Correlation

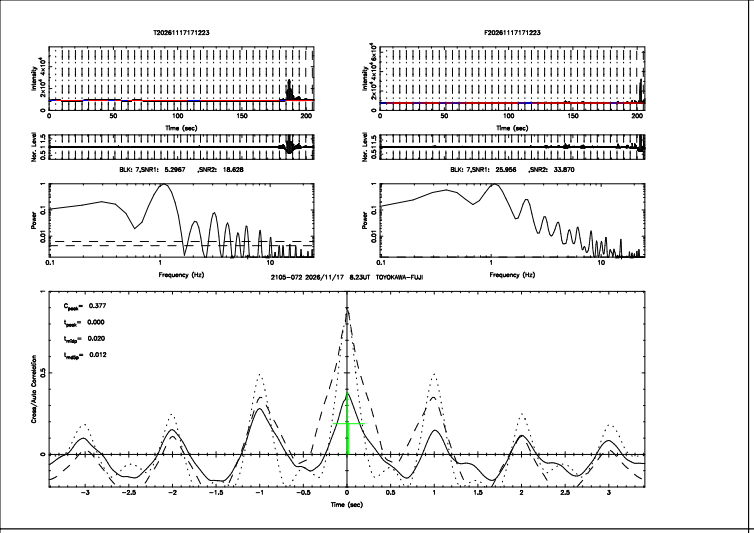
T20261117171223
F20261117171223
BLK: 7,SNR1: 5.2967 ,SNR2: 18.628
BLK: 7,SNR1: 25.956 ,SNR2: 33.870
2105−072 2026/11/17 8.23UT TOYOKAWA−FUJI
C_peak= 0.377
t_peak= 0.000
t_edge= 0.020
t_refle= 0.012

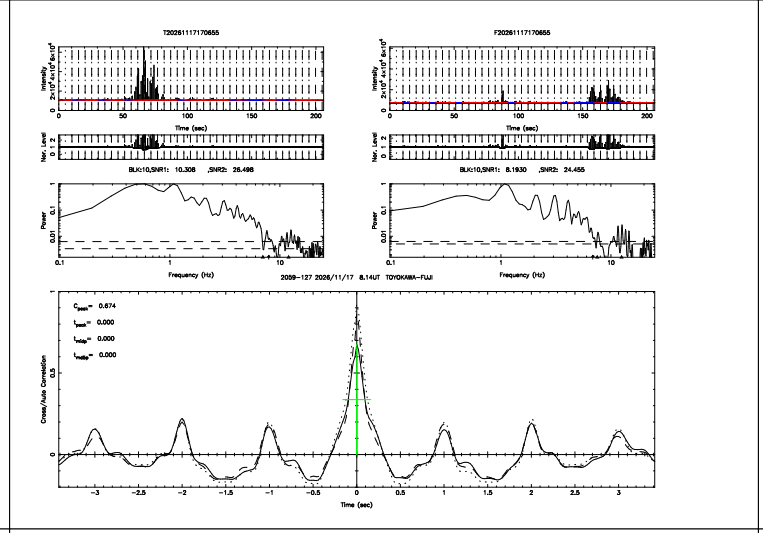
T20261117170655
F20261117170655
BLK:10,SNR1: 10.308 ,SNR2: 26.496
BLK:10,SNR1: 8.1930 ,SNR2: 24.455
2059−127 2026/11/17 8.14UT TOYOKAWA−FUJI
C_peak= 0.674
t_peak= 0.000
t_edge= 0.000
t_refle= 0.000

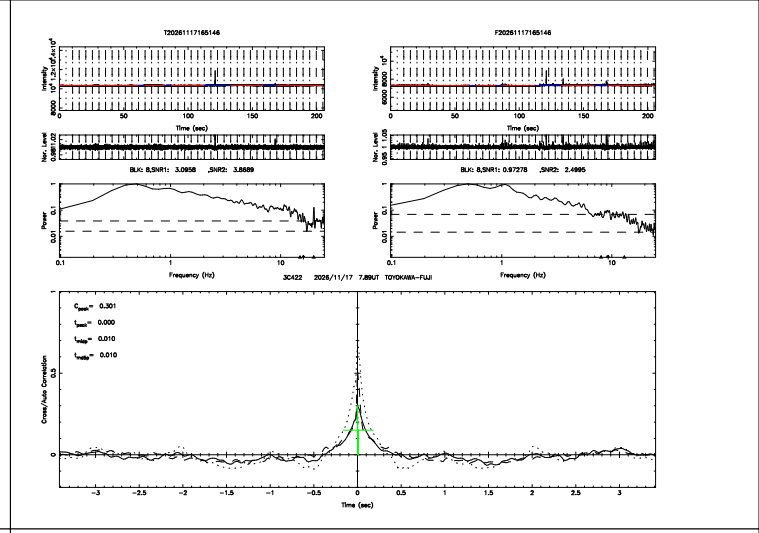
T20261117165146
F20261117165146
BLK: 8,SNR1: 3.0958 ,SNR2: 3.8889
BLK: 8,SNR1: 0.97278 ,SNR2: 2.4995
3C422 2026/11/17 7.89UT TOYOKAWA−FUJI
C_peak= 0.301
t_peak= 0.000
t_edge= 0.010
t_refle= 0.010

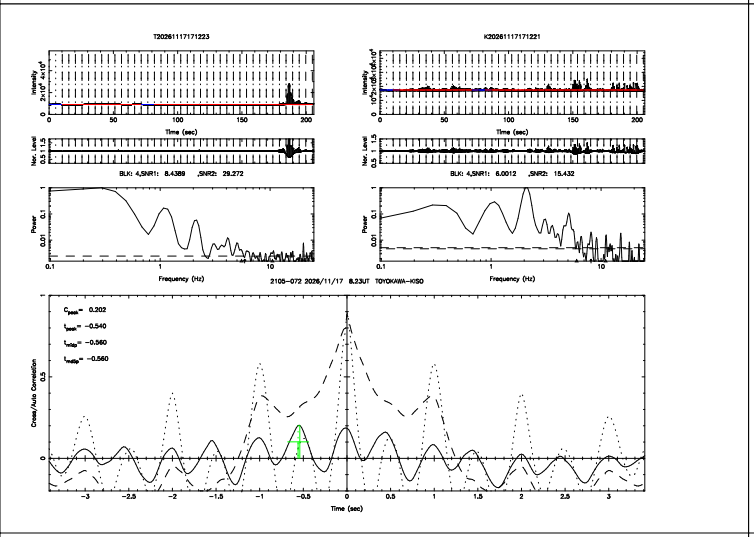
T20261117171223
K20261117171221
BLK: 4,SNR1: 8.4389 ,SNR2: 29.272
BLK: 4,SNR1: 6.0012 ,SNR2: 15.432
2105−072 2026/11/17 8.23UT TOYOKAWA−KISO
C_peak= 0.202
t_peak= −0.540
t_edge= −0.560
t_refle= −0.560

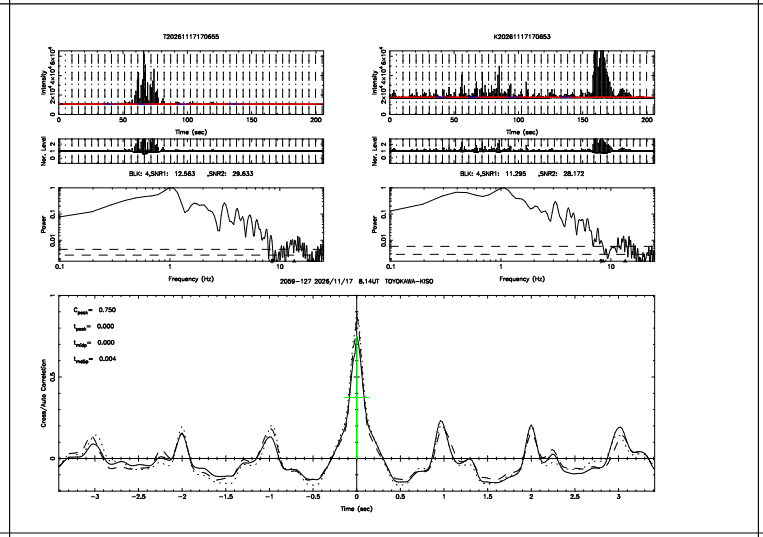
T20261117170655
K20261117170653
BLK: 4,SNR1: 12.563 ,SNR2: 29.633
BLK: 4,SNR1: 11.295 ,SNR2: 28.172
2059−127 2026/11/17 8.14UT TOYOKAWA−KISO
C_peak= 0.750
t_peak= 0.000
t_edge= 0.000
t_refle= 0.004

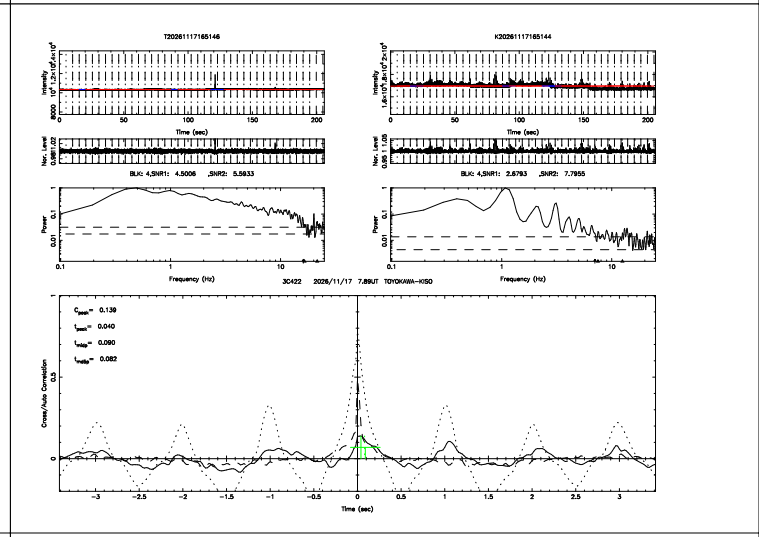
T20261117165146
K20261117165144
BLK: 4,SNR1: 4.5006 ,SNR2: 5.5933
BLK: 4,SNR1: 2.6783 ,SNR2: 7.7955
3C422 2026/11/17 7.89UT TOYOKAWA−KISO
C_peak= 0.139
t_peak= 0.040
t_edge= 0.090
t_refle= 0.082

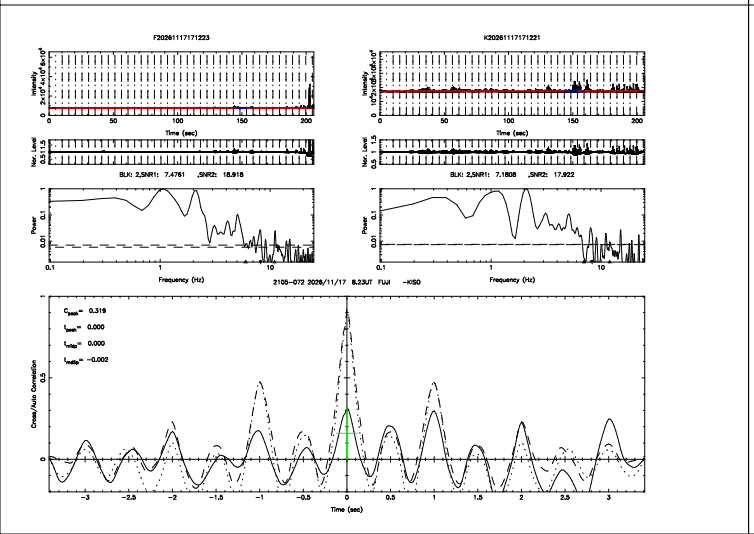
F20261117171223
K20261117171221
BLK: 2,SNR1: 7.4761 ,SNR2: 18.918
BLK: 2,SNR1: 7.1808 ,SNR2: 17.922
2105−072 2026/11/17 8.23UT FUJI −KISO
C_peak= 0.319
t_peak= 0.000
t_edge= 0.000
t_refle= −0.002

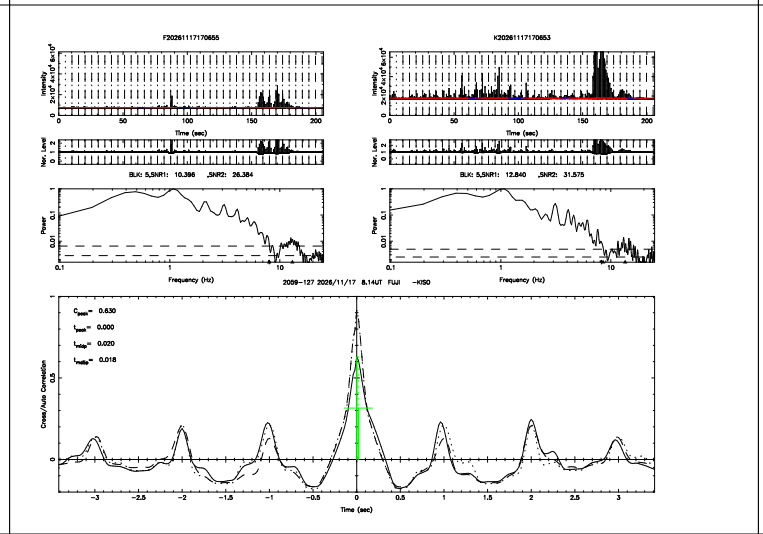
F20261117170655
K20261117170653
BLK: 5,SNR1: 10.396 ,SNR2: 26.384
BLK: 5,SNR1: 12.840 ,SNR2: 31.575
2059−127 2026/11/17 8.14UT FUJI −KISO
C_peak= 0.630
t_peak= 0.000
t_edge= 0.020
t_refle= 0.018

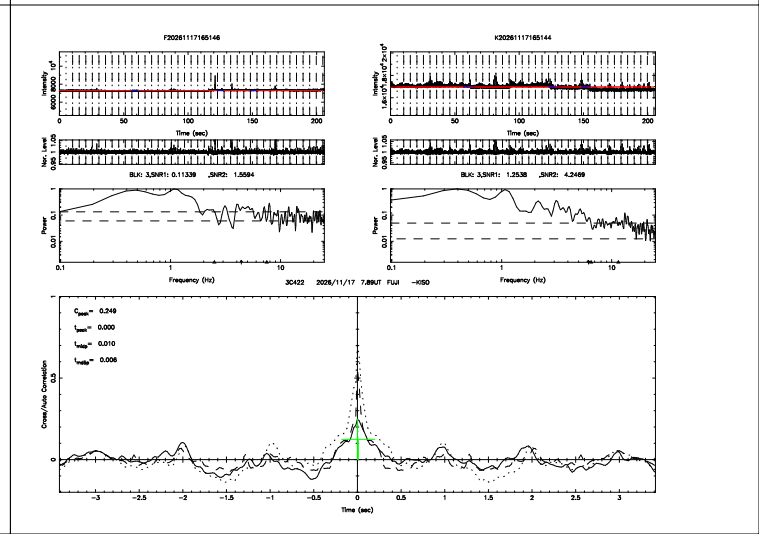
F20261117165146
K20261117165144
BLK: 3,SNR1: 0.11339 ,SNR2: 1.5594
BLK: 3,SNR1: 1.2538 ,SNR2: 4.2469
3C422 2026/11/17 7.89UT FUJI −KISO
C_peak= 0.249
t_peak= 0.000
t_edge= 0.010
t_refle= 0.006

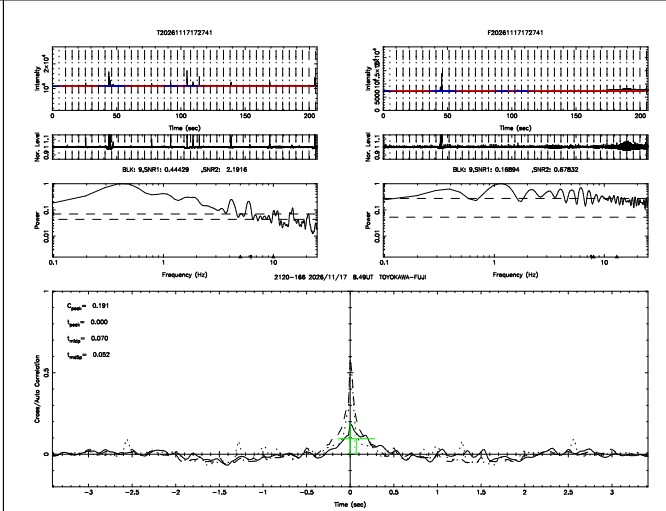
T20261117172741
F20261117172741
Intensity
Time (sec)
Nor. Level
BLK: 9,SNR1: 0.44429 ,SNR2: 2.1916
BLK: 9,SNR1: 0.16894 ,SNR2: 0.67832
Power
Frequency (Hz)
2120-166 2026/11/17 8.49UT TOYOKAWA--FUJI
C_max= 0.191
t_max= 0.000
t_rise= 0.070
t_notify= 0.052
Cross/Auto Correlation
Time (sec)

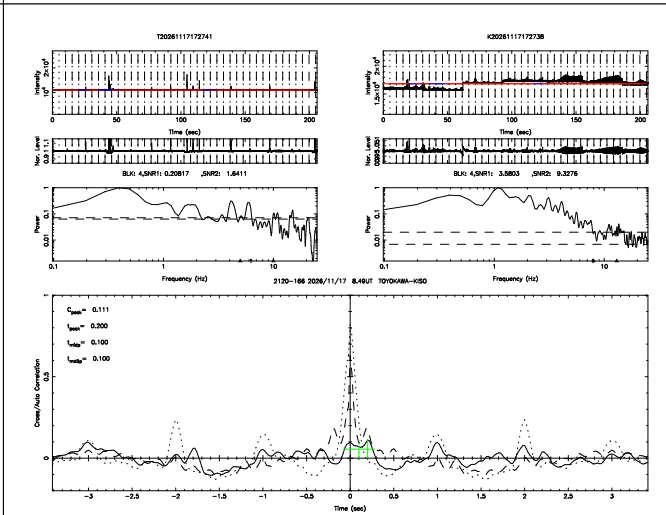
T20261117172741
K20261117172738
Intensity
Time (sec)
Nor. Level
BLK: 4,SNR1: 0.20617 ,SNR2: 1.6411
BLK: 4,SNR1: 3.5803 ,SNR2: 9.3276
Power
Frequency (Hz)
2120-166 2026/11/17 8.49UT TOYOKAWA--KISO
C_max= 0.111
t_max= 0.200
t_rise= 0.100
t_notify= 0.100
Cross/Auto Correlation
Time (sec)

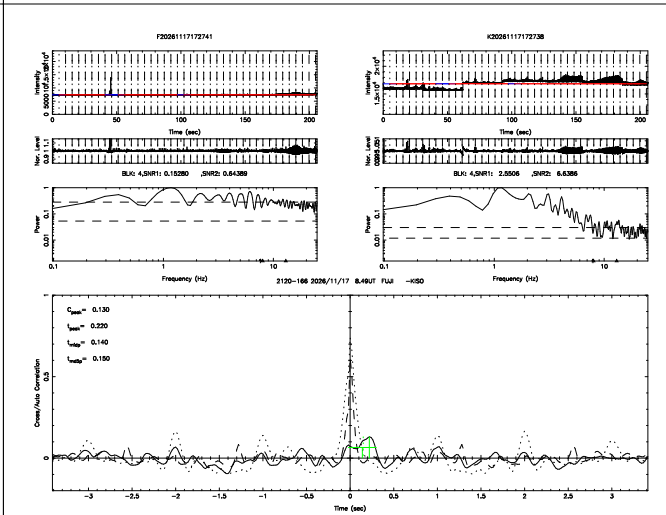
F20261117172741
K20261117172738
Intensity
Time (sec)
Nor. Level
BLK: 4,SNR1: 0.15280 ,SNR2: 0.54389
BLK: 4,SNR1: 2.5506 ,SNR2: 6.6386
Power
Frequency (Hz)
2120-166 2026/11/17 8.49UT FUJI --KISO
C_max= 0.130
t_max= 0.220
t_rise= 0.140
t_notify= 0.150
Cross/Auto Correlation
Time (sec)