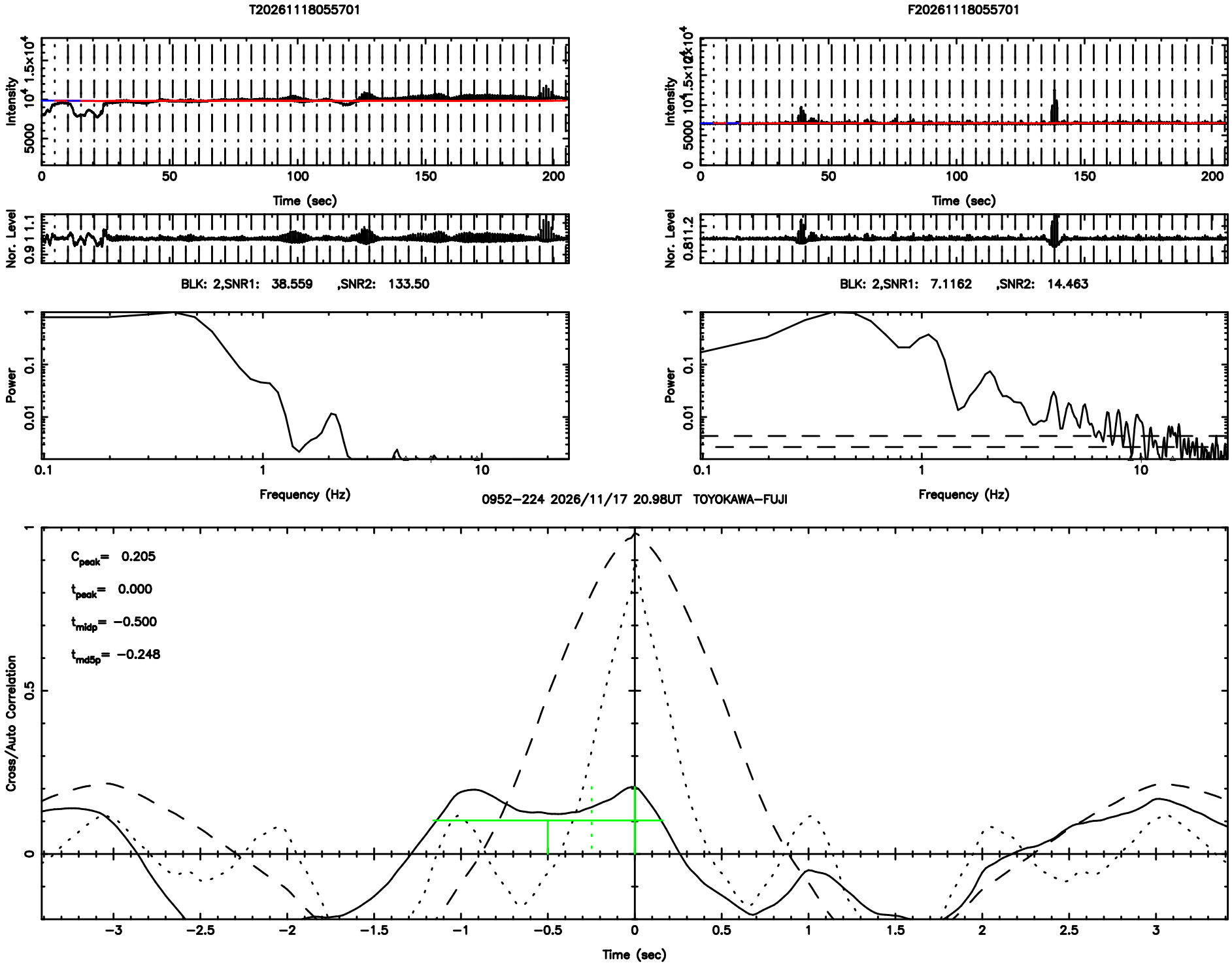
T20261118055701
F20261118055701
Intensity
Time (sec)
Nor. Level
BLK: 2,SNR1: 38.559 ,SNR2: 133.50
BLK: 2,SNR1: 7.1162 ,SNR2: 14.463
Power
Frequency (Hz)
0952−224 2026/11/17 20.98UT TOYOKAWA−FUJI
C_{peak}= 0.205
t_{peak}= 0.000
t_{midp}= −0.500
t_{md5p}= −0.248
Cross/Auto Correlation
Time (sec)

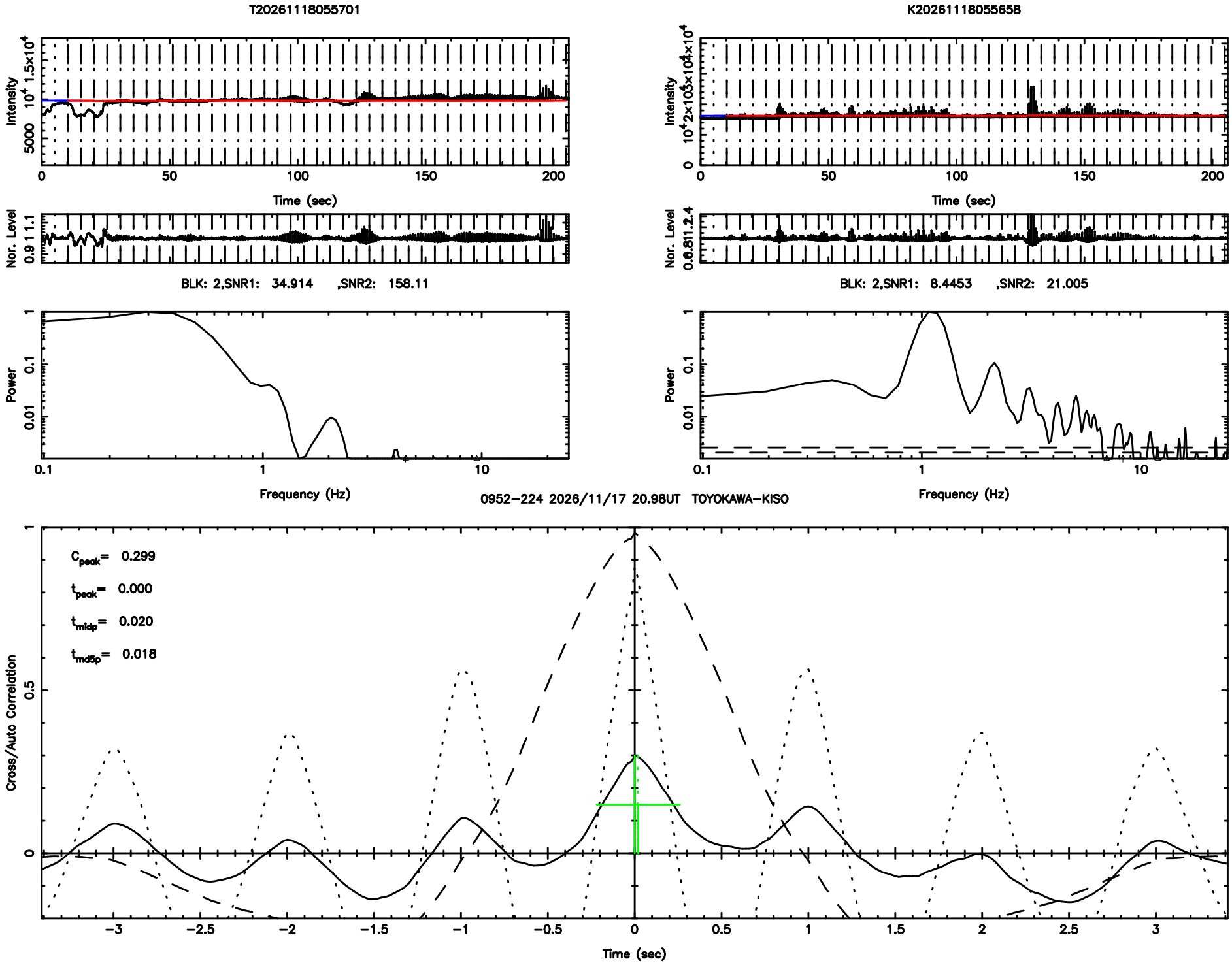
T20261118055701
K20261118055658
Intensity
Time (sec)
Nor. Level
BLK: 2,SNR1: 34.914 ,SNR2: 158.11
BLK: 2,SNR1: 8.4453 ,SNR2: 21.005
Power
Frequency (Hz)
0952−224 2026/11/17 20.98UT TOYOKAWA−KISO
C_peak= 0.299
t_peak= 0.000
t_midp= 0.020
t_md5p= 0.018
Cross/Auto Correlation
Time (sec)

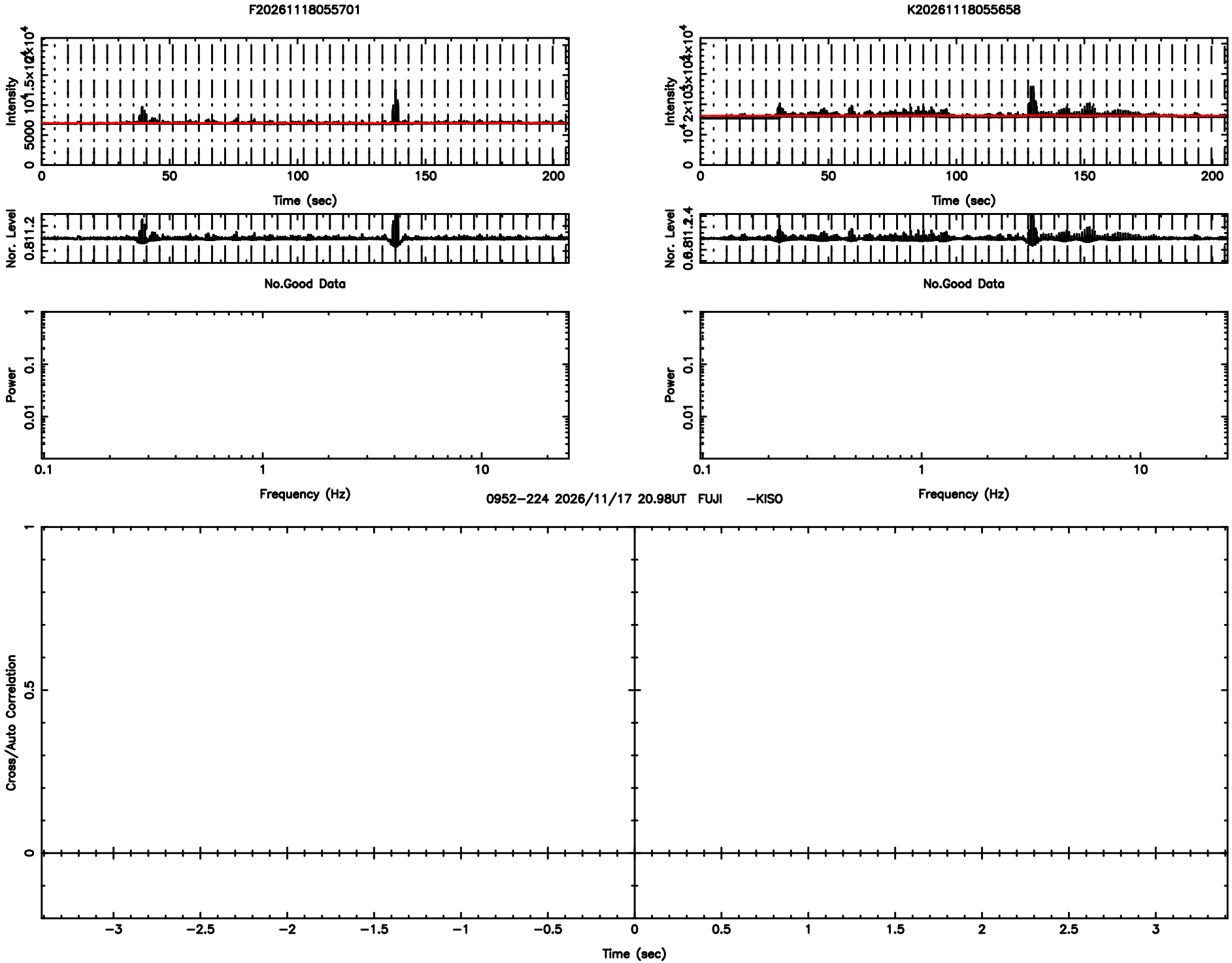
F20261118055701
K20261118055658
Intensity
Time (sec)
Nor. Level
No.Good Data
Power
Frequency (Hz)
0952−224 2026/11/17 20.98UT FUJI −KISO
Cross/Auto Correlation
Time (sec)

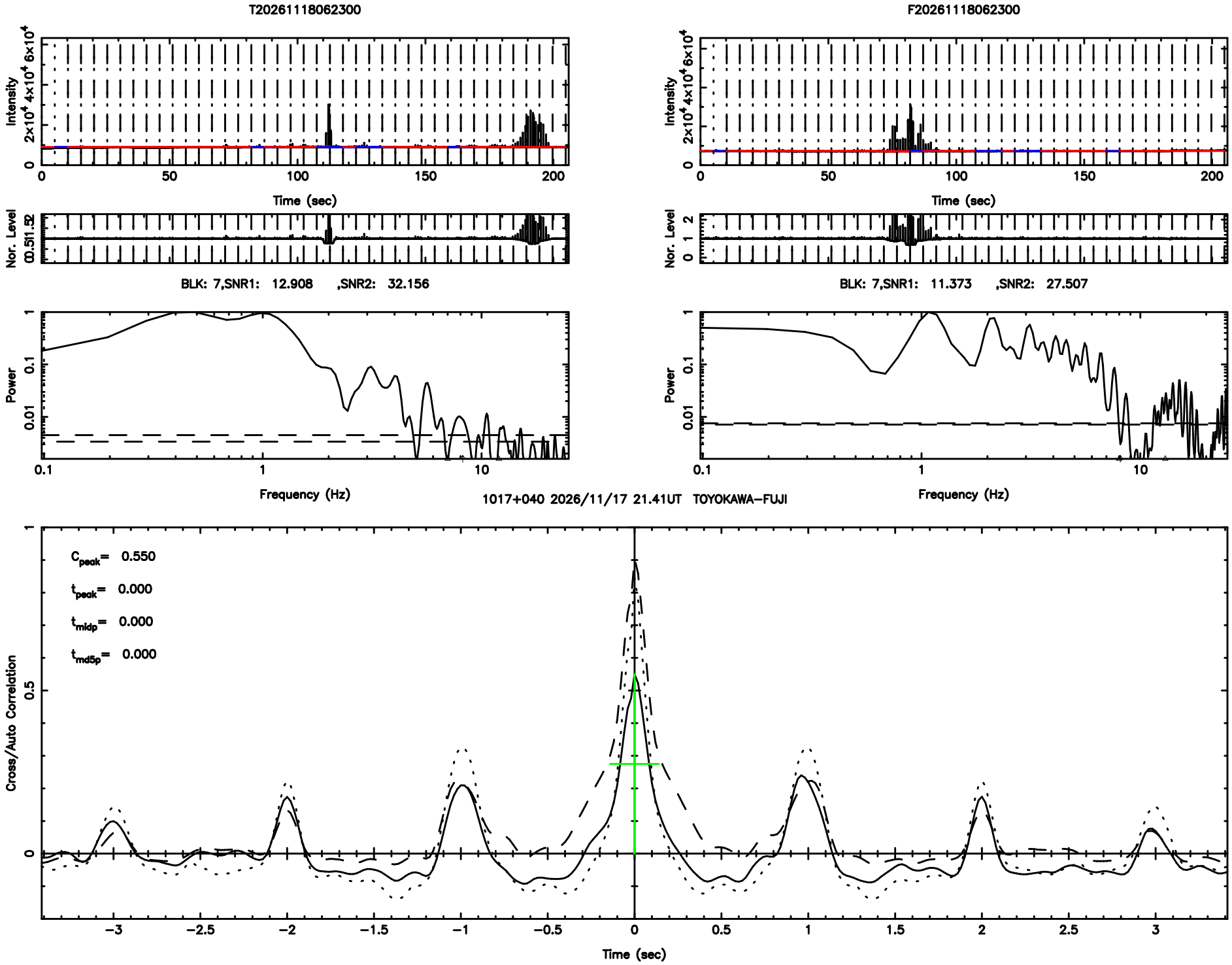
T20261118062300
F20261118062300
Intensity
Time (sec)
Nor. Level
BLK: 7,SNR1: 12.908 ,SNR2: 32.156
BLK: 7,SNR1: 11.373 ,SNR2: 27.507
Power
Frequency (Hz)
1017+040 2026/11/17 21.41UT TOYOKAWA-FUJI
C_peak= 0.550
t_peak= 0.000
t_midp= 0.000
t_md5p= 0.000
Cross/Auto Correlation
Time (sec)

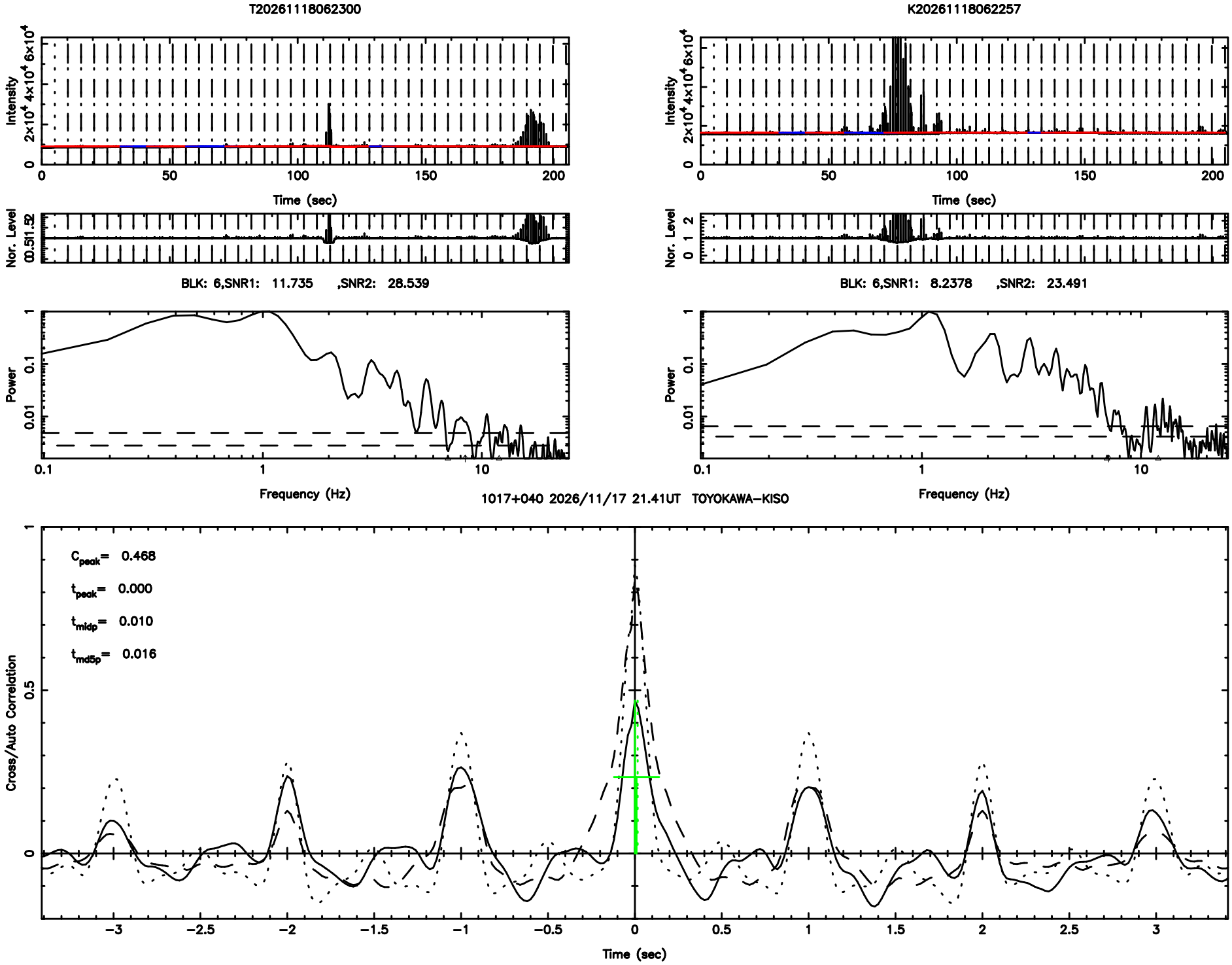
T20261118062300
K20261118062257
Intensity
Time (sec)
Nor. Level
BLK: 6,SNR1: 11.735 ,SNR2: 28.539
BLK: 6,SNR1: 8.2378 ,SNR2: 23.491
Power
Frequency (Hz)
1017+040 2026/11/17 21.41UT TOYOKAWA-KISO
C_peak= 0.468
t_peak= 0.000
t_midp= 0.010
t_md5p= 0.016
Cross/Auto Correlation
Time (sec)

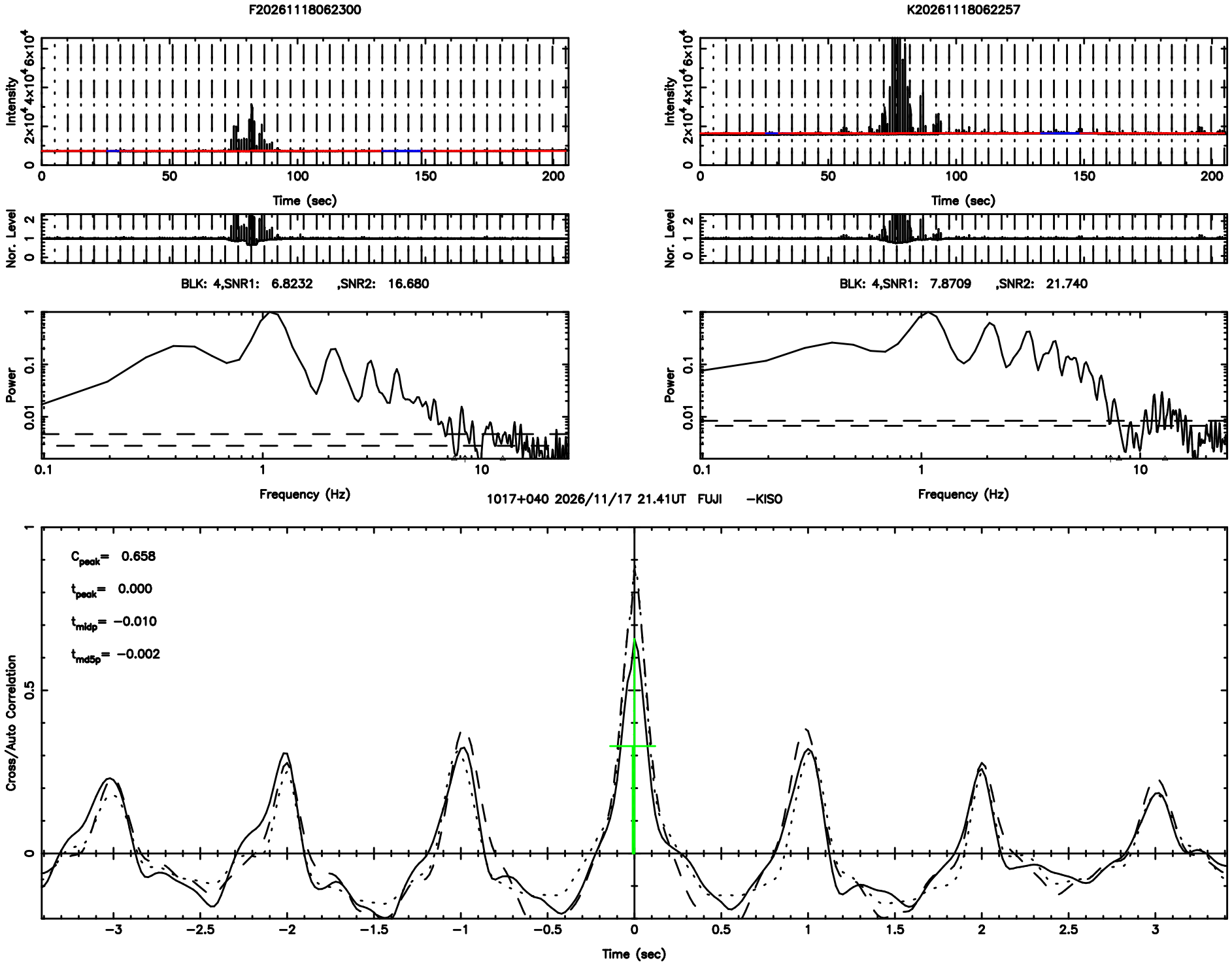
F20261118062300
K20261118062257
Intensity
Time (sec)
Nor. Level
BLK: 4,SNR1: 6.8232 ,SNR2: 16.680
BLK: 4,SNR1: 7.8709 ,SNR2: 21.740
Power
Frequency (Hz)
1017+040 2026/11/17 21.41UT FUJI -KISO
C_{peak}= 0.658
t_{peak}= 0.000
t_{midp}= −0.010
t_{md5p}= −0.002
Cross/Auto Correlation
Time (sec)

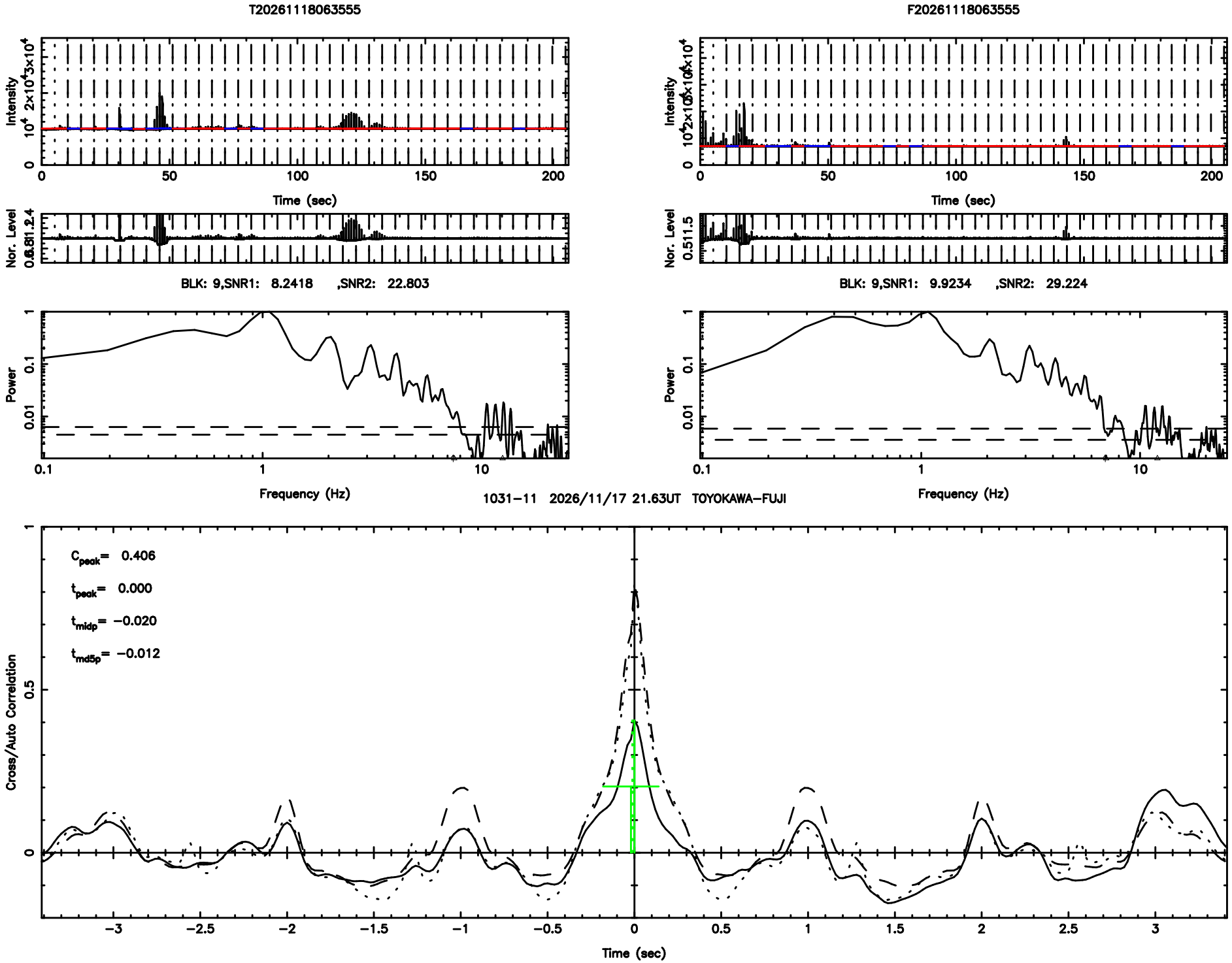
T20261118063555
F20261118063555
Intensity
Time (sec)
Nor. Level
BLK: 9,SNR1: 8.2418 ,SNR2: 22.803
BLK: 9,SNR1: 9.9234 ,SNR2: 29.224
Power
Frequency (Hz)
1031−11 2026/11/17 21.63UT TOYOKAWA−FUJI
C_peak= 0.406
t_peak= 0.000
t_midp= −0.020
t_md5p= −0.012
Cross/Auto Correlation
Time (sec)

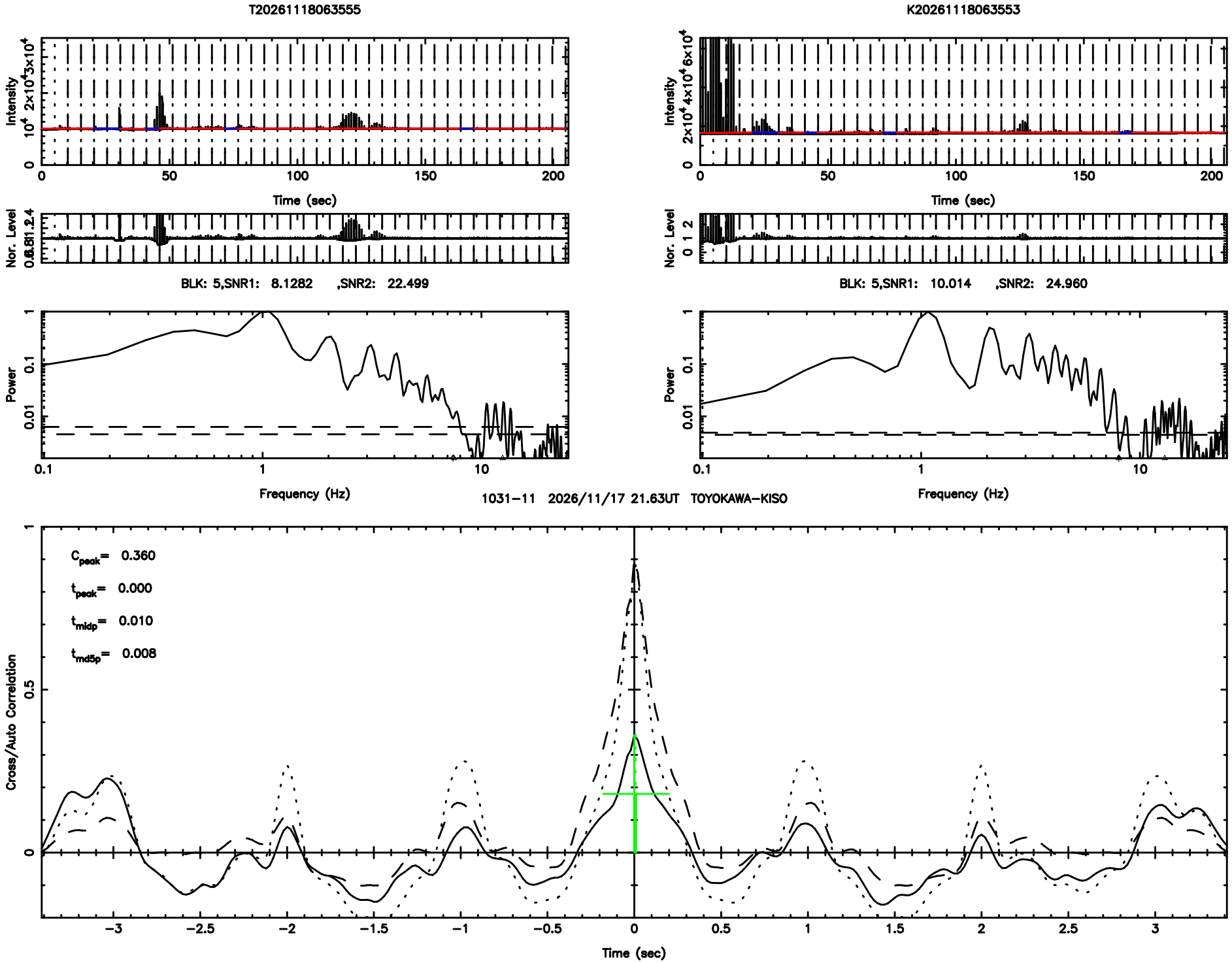
T20261118063555
K20261118063553
Intensity
Time (sec)
Nor. Level
BLK: 5,SNR1: 8.1282 ,SNR2: 22.499
BLK: 5,SNR1: 10.014 ,SNR2: 24.960
Power
Frequency (Hz)
1031-11 2026/11/17 21.63UT TOYOKAWA-KISO
C_{peak}= 0.360
t_{peak}= 0.000
t_{midp}= 0.010
t_{md5p}= 0.008
Cross/Auto Correlation
Time (sec)

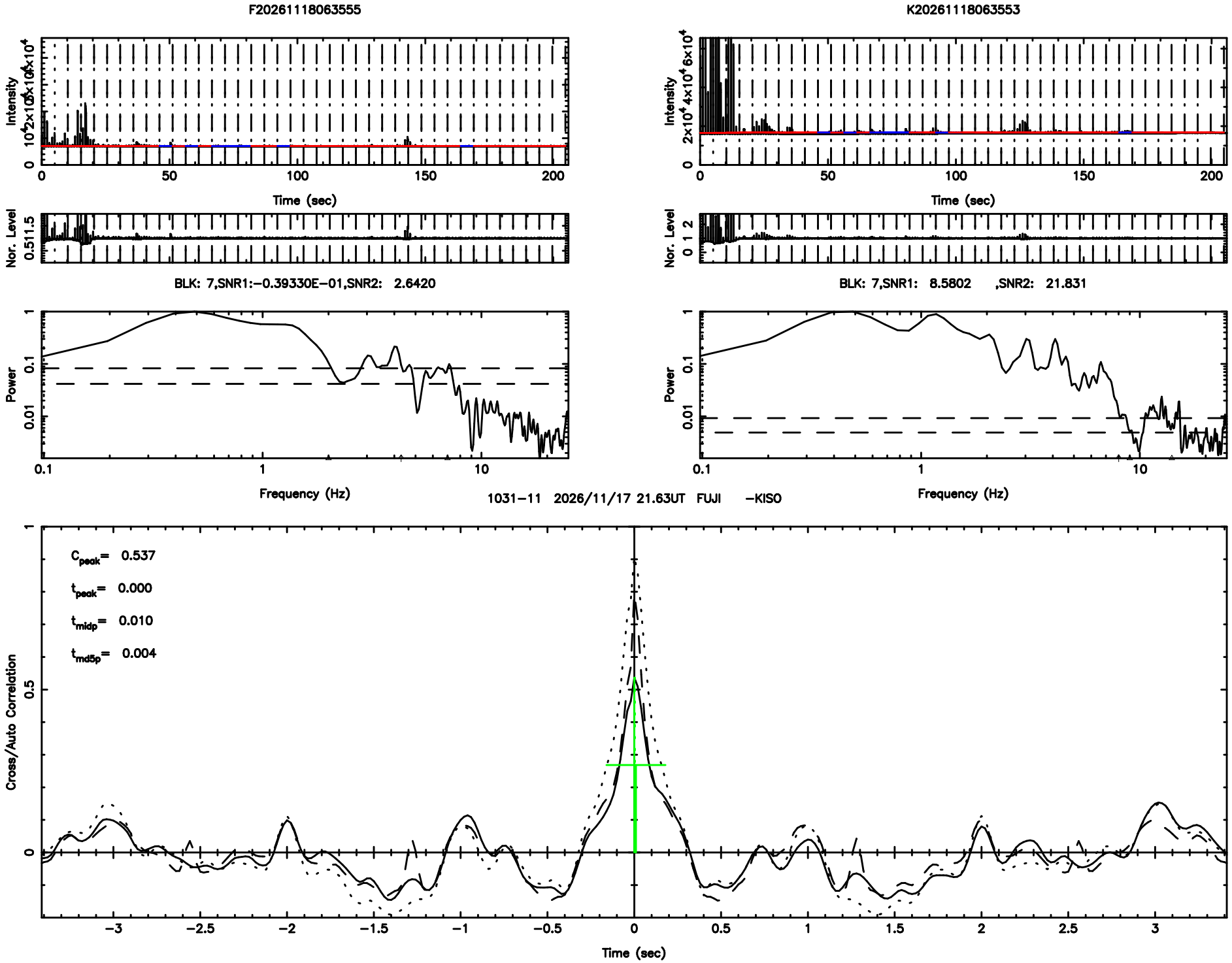
F20261118063555
K20261118063553
Intensity
Time (sec)
Nor. Level
BLK: 7,SNR1:−0.39330E−01,SNR2: 2.6420
BLK: 7,SNR1: 8.5802 ,SNR2: 21.831
Power
Frequency (Hz)
1031−11 2026/11/17 21.63UT FUJI −KISO
C_peak= 0.537
t_peak= 0.000
t_midp= 0.010
t_md5p= 0.004
Cross/Auto Correlation
Time (sec)

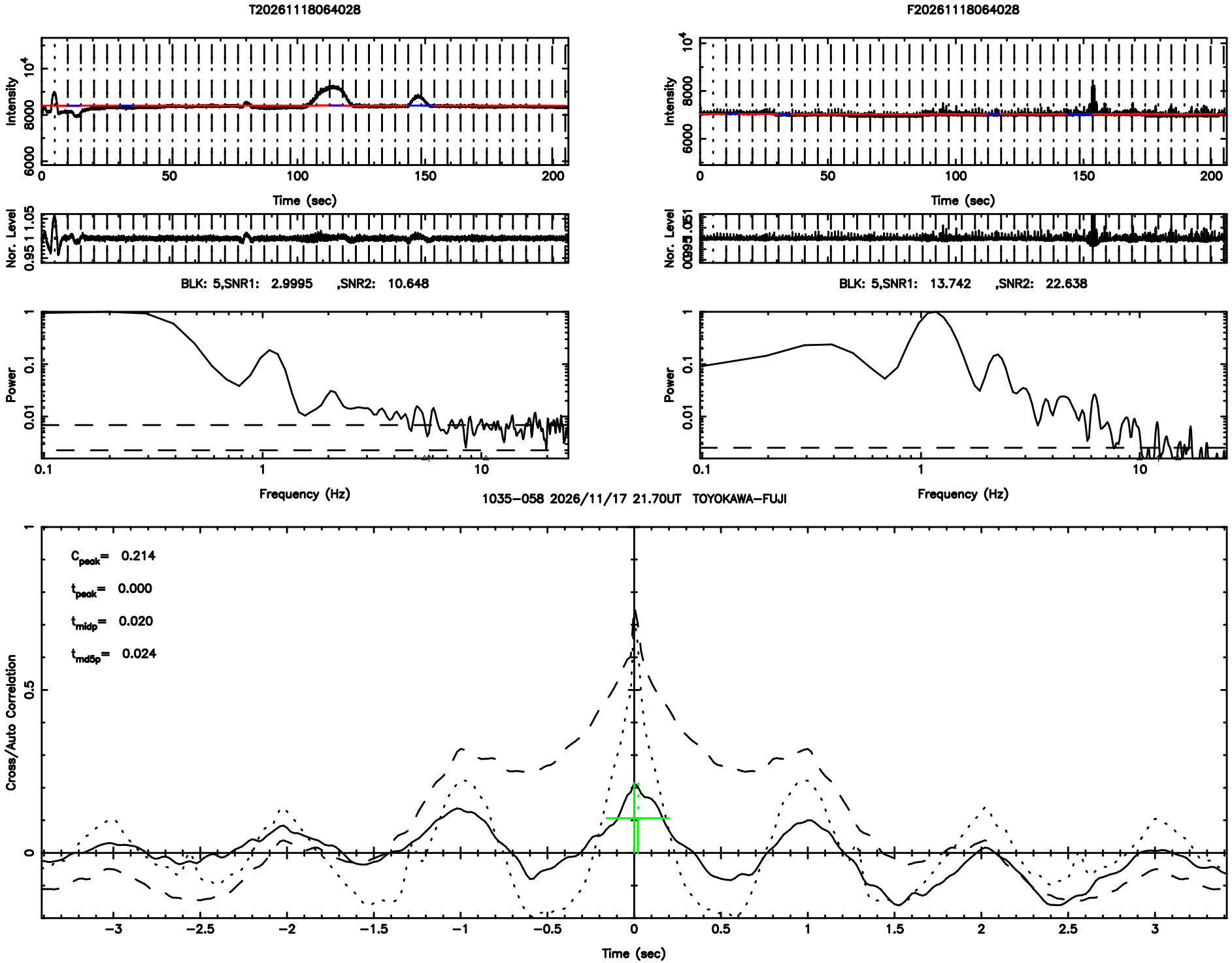
T20261118064028
F20261118064028
Intensity
Time (sec)
Nor. Level
BLK: 5,SNR1: 2.9995 ,SNR2: 10.648
BLK: 5,SNR1: 13.742 ,SNR2: 22.638
Power
Frequency (Hz)
1035-058 2026/11/17 21.70UT TOYOKAWA-FUJI
C_peak= 0.214
t_peak= 0.000
t_mldp= 0.020
t_md5p= 0.024
Cross/Auto Correlation
Time (sec)

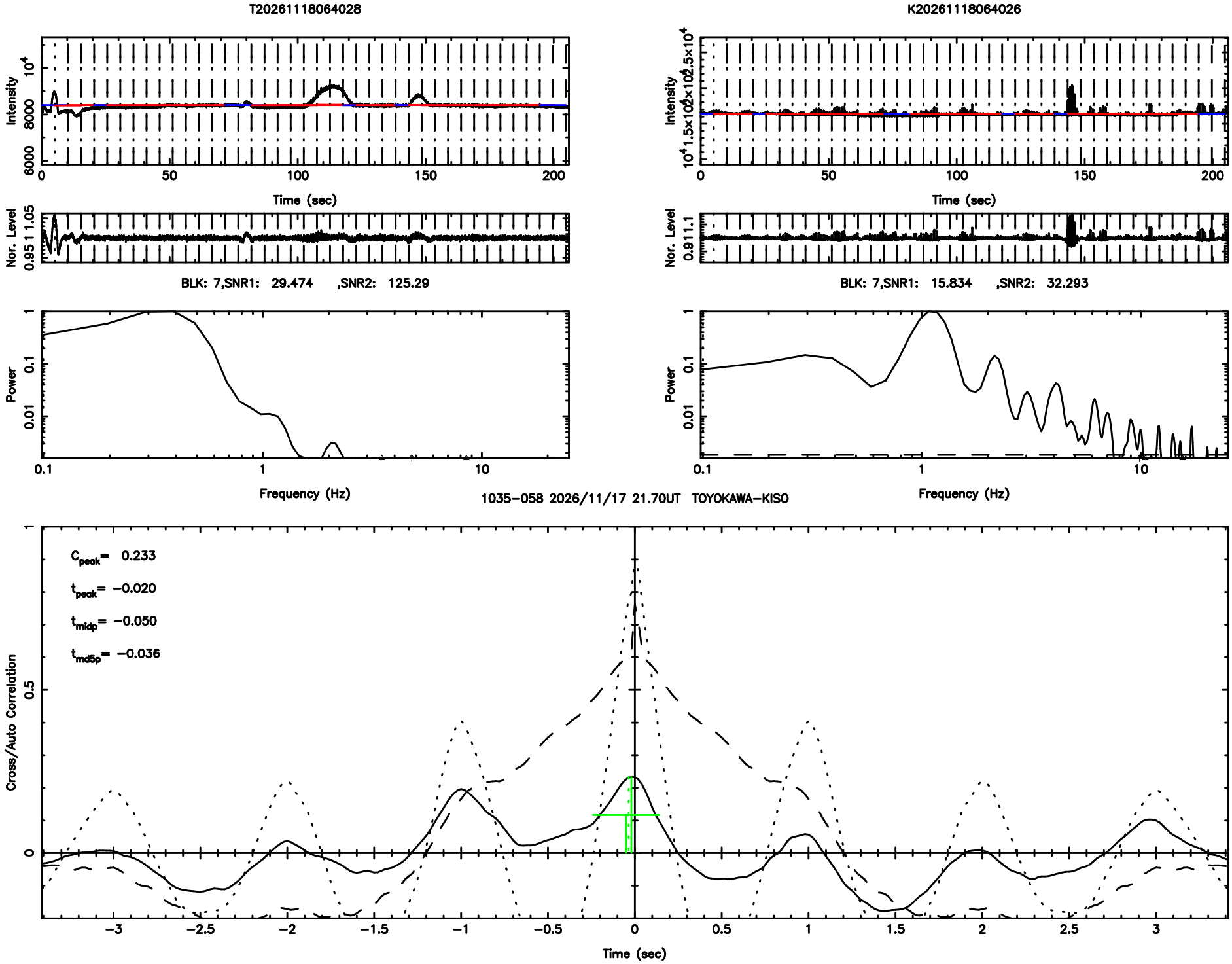
T20261118064028
K20261118064026
Intensity
Time (sec)
Nor. Level
BLK: 7,SNR1: 29.474 ,SNR2: 125.29
BLK: 7,SNR1: 15.834 ,SNR2: 32.293
Power
Frequency (Hz)
1035−058 2026/11/17 21.70UT TOYOKAWA−KISO
C_{peak}= 0.233
t_{peak}= −0.020
t_{mldp}= −0.050
t_{md5p}= −0.036
Cross/Auto Correlation
Time (sec)

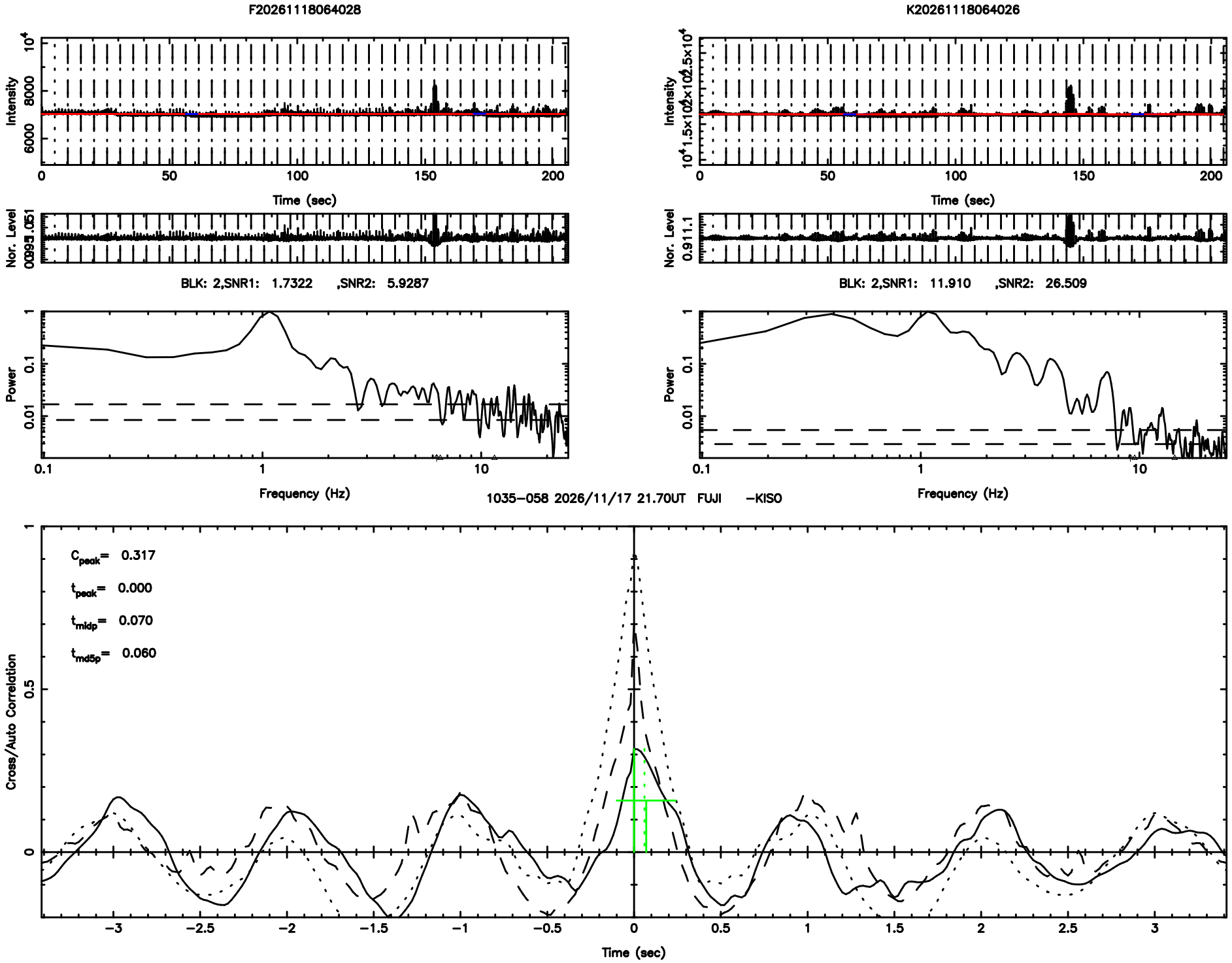
F20261118064028
K20261118064026
Intensity
Time (sec)
Nor. Level
BLK: 2,SNR1: 1.7322 ,SNR2: 5.9287
BLK: 2,SNR1: 11.910 ,SNR2: 26.509
Power
Frequency (Hz)
1035−058 2026/11/17 21.70UT FUJI −KISO
C_{peak}= 0.317
t_{peak}= 0.000
t_{mldp}= 0.070
t_{md5p}= 0.060
Cross/Auto Correlation
Time (sec)

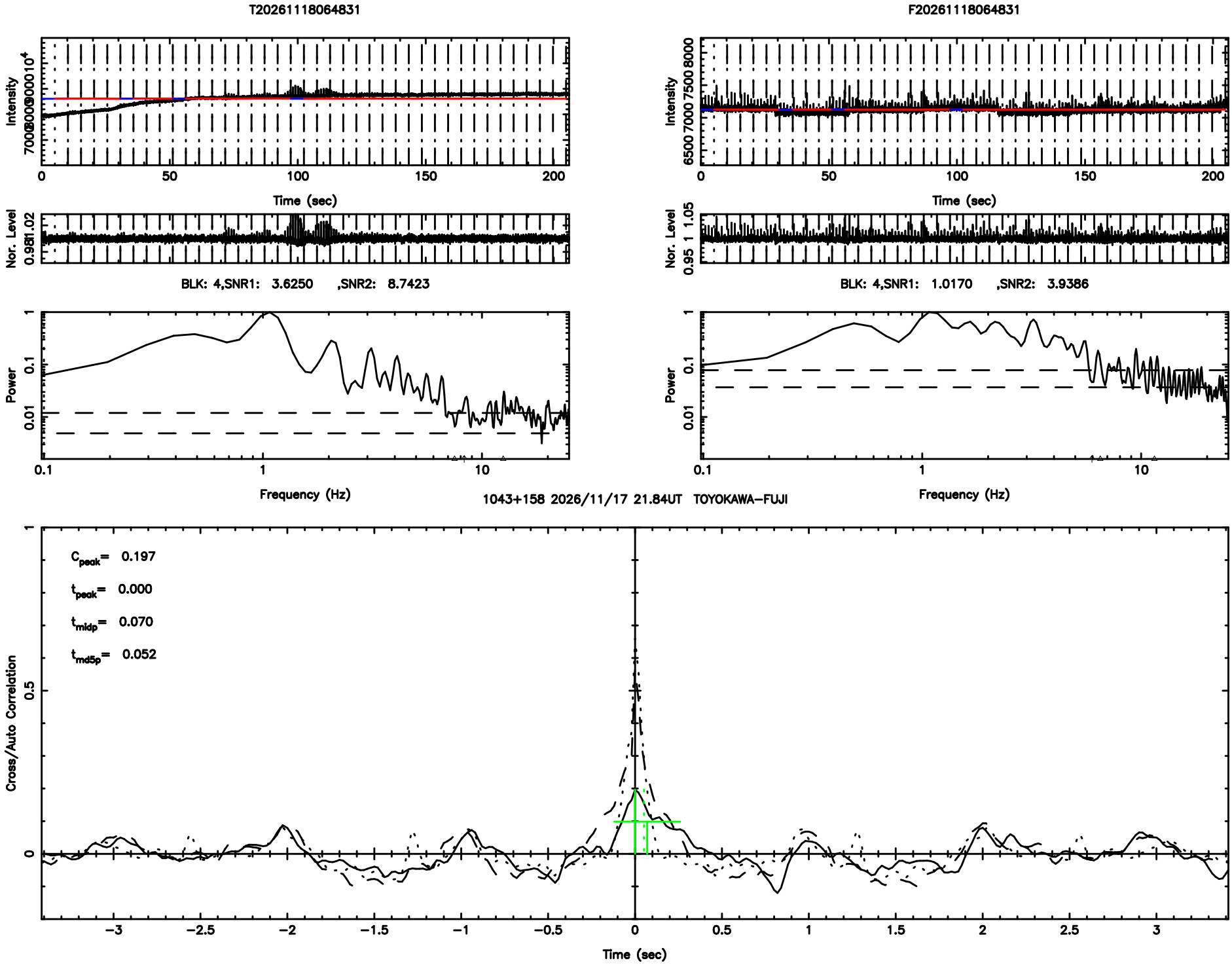
T20261118064831
F20261118064831
Intensity
Time (sec)
Nor. Level
BLK: 4,SNR1: 3.6250 ,SNR2: 8.7423
BLK: 4,SNR1: 1.0170 ,SNR2: 3.9386
Power
Frequency (Hz)
1043+158 2026/11/17 21.84UT TOYOKAWA-FUJI
C_peak= 0.197
t_peak= 0.000
t_mldp= 0.070
t_md5p= 0.052
Cross/Auto Correlation
Time (sec)

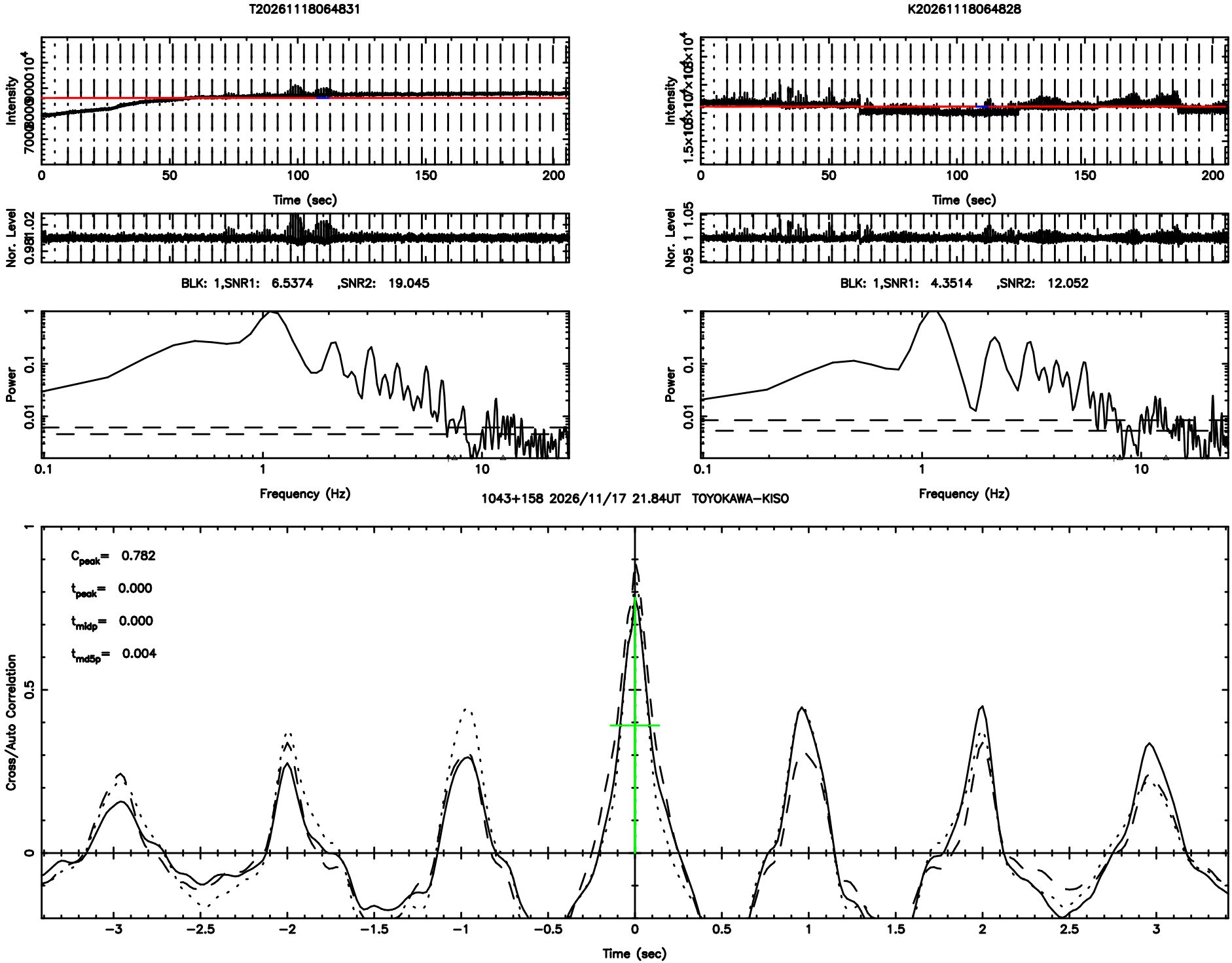
T20261118064831
K20261118064828
Intensity
Time (sec)
Nor. Level
BLK: 1,SNR1: 6.5374 ,SNR2: 19.045
BLK: 1,SNR1: 4.3514 ,SNR2: 12.052
Power
Frequency (Hz)
1043+158 2026/11/17 21.84UT TOYOKAWA-KISO
C_peak= 0.782
t_peak= 0.000
t_midp= 0.000
t_md5p= 0.004
Cross/Auto Correlation
Time (sec)

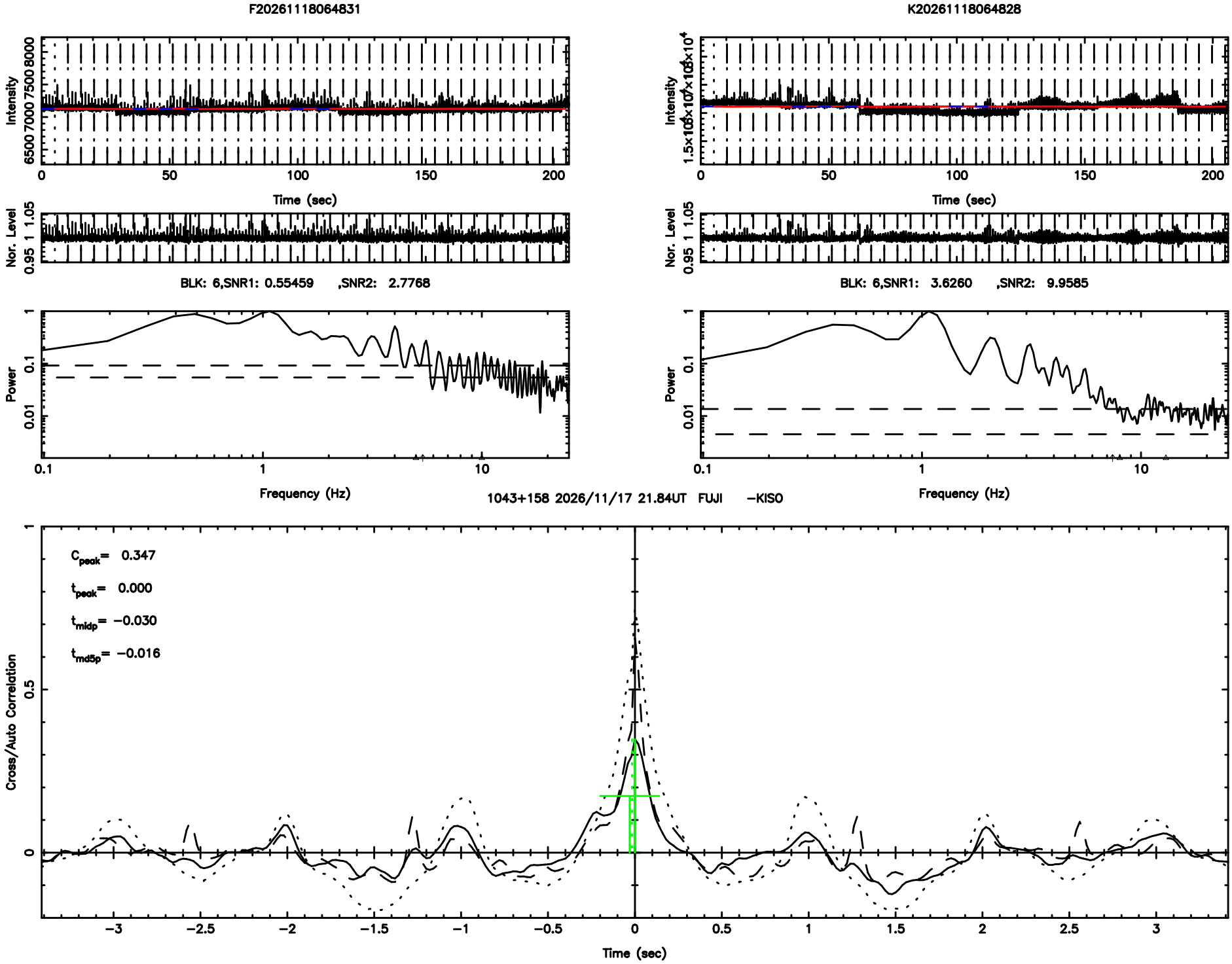
F20261118064831
K20261118064828
Intensity
Time (sec)
Nor. Level
BLK: 6,SNR1: 0.55459 ,SNR2: 2.7768
BLK: 6,SNR1: 3.6260 ,SNR2: 9.9585
Power
Frequency (Hz)
1043+158 2026/11/17 21.84UT FUJI -KISO
C_{peak}= 0.347
t_{peak}= 0.000
t_{midp}= −0.030
t_{md5p}= −0.016
Cross/Auto Correlation
Time (sec)

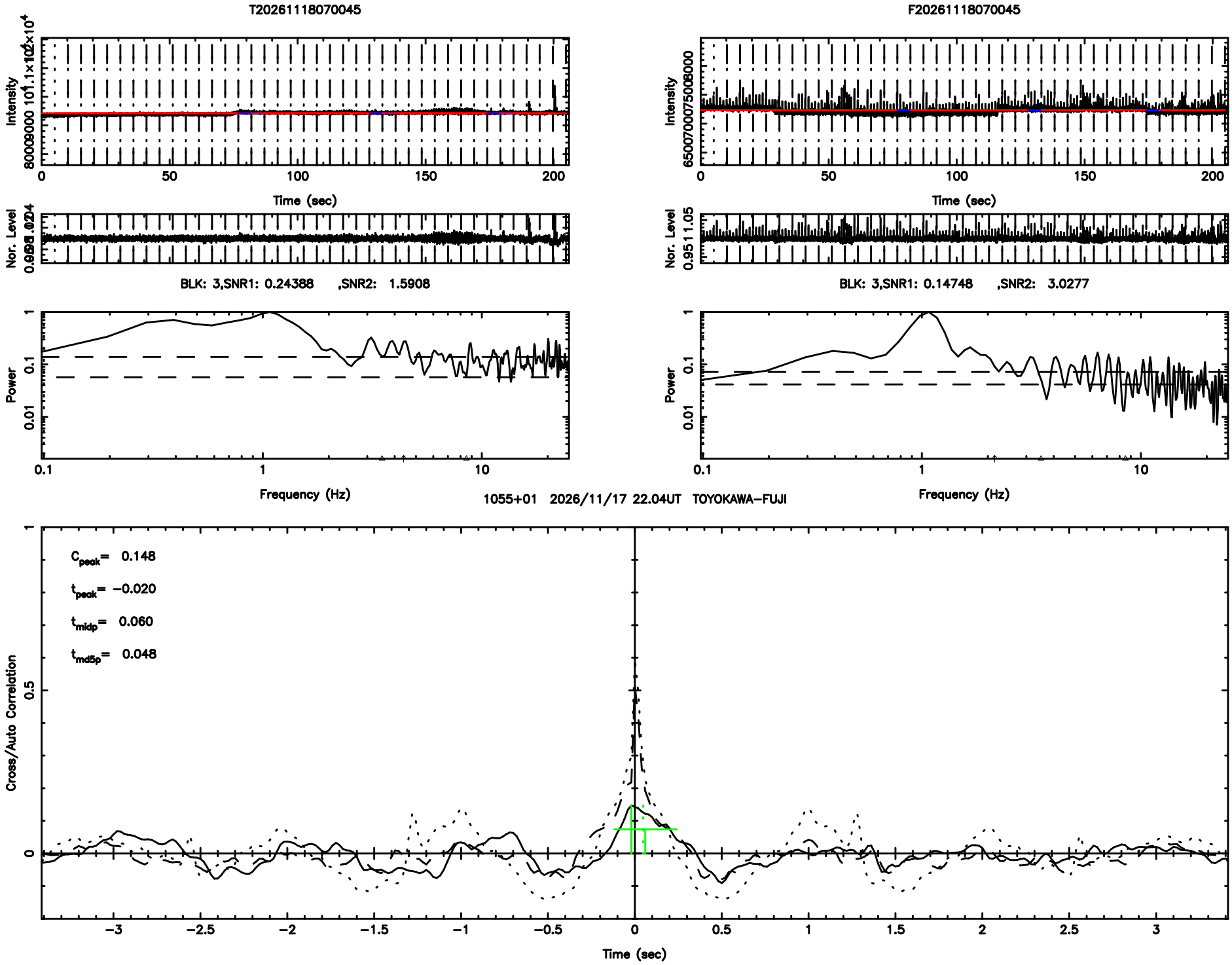
T20261118070045
F20261118070045
Intensity
Time (sec)
Nor. Level
BLK: 3,SNR1: 0.24388 ,SNR2: 1.5908
BLK: 3,SNR1: 0.14748 ,SNR2: 3.0277
Power
Frequency (Hz)
1055+01 2026/11/17 22.04UT TOYOKAWA-FUJI
C_{peak}= 0.148
t_{peak}= −0.020
t_{midp}= 0.060
t_{md5p}= 0.048
Cross/Auto Correlation
Time (sec)

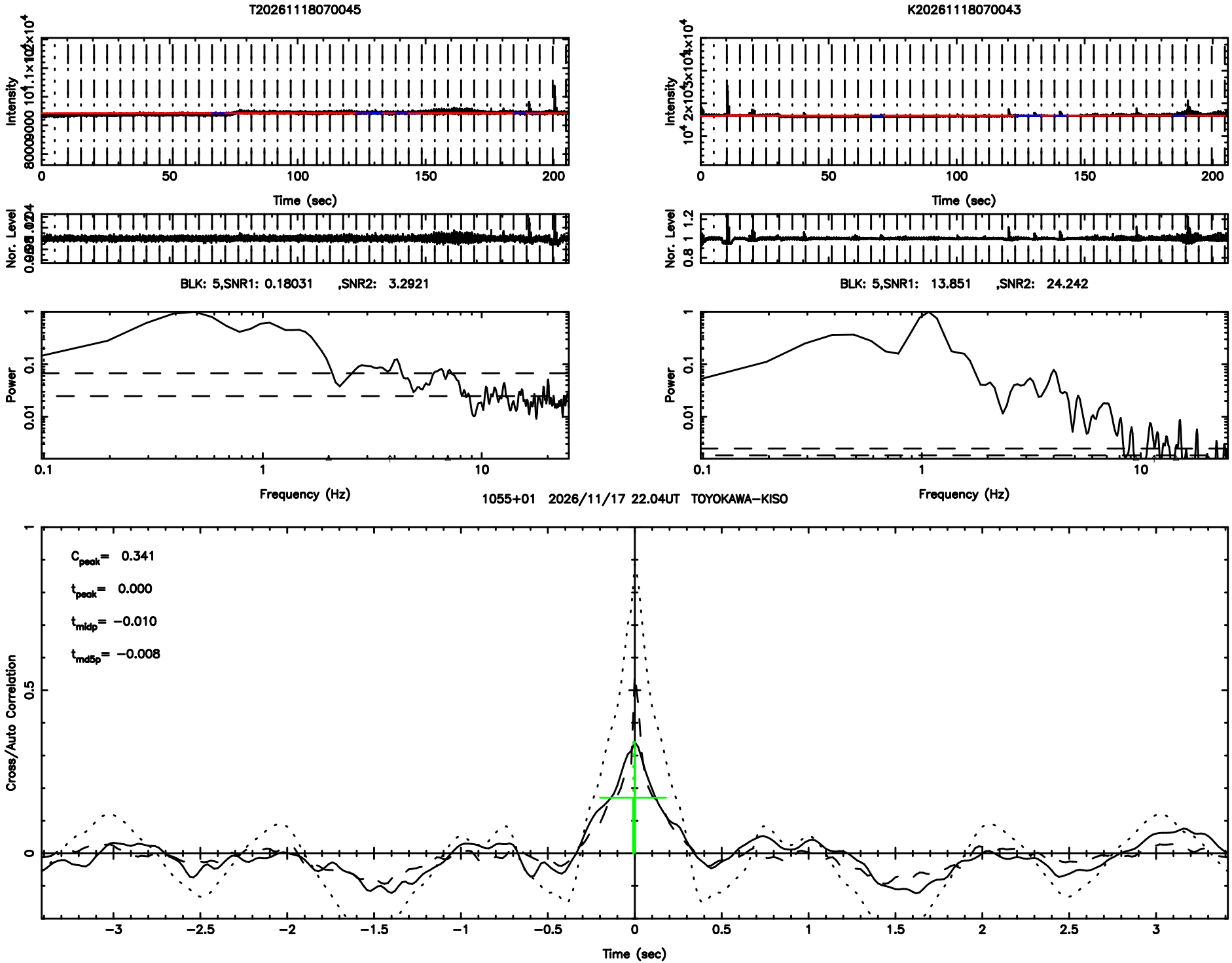
T20261118070045
K20261118070043
Intensity
Time (sec)
Nor. Level
BLK: 5,SNR1: 0.18031 ,SNR2: 3.2921
BLK: 5,SNR1: 13.851 ,SNR2: 24.242
Power
Frequency (Hz)
1055+01 2026/11/17 22.04UT TOYOKAWA-KISO
C_{peak}= 0.341
t_{peak}= 0.000
t_{midp}= −0.010
t_{md5p}= −0.008
Cross/Auto Correlation
Time (sec)

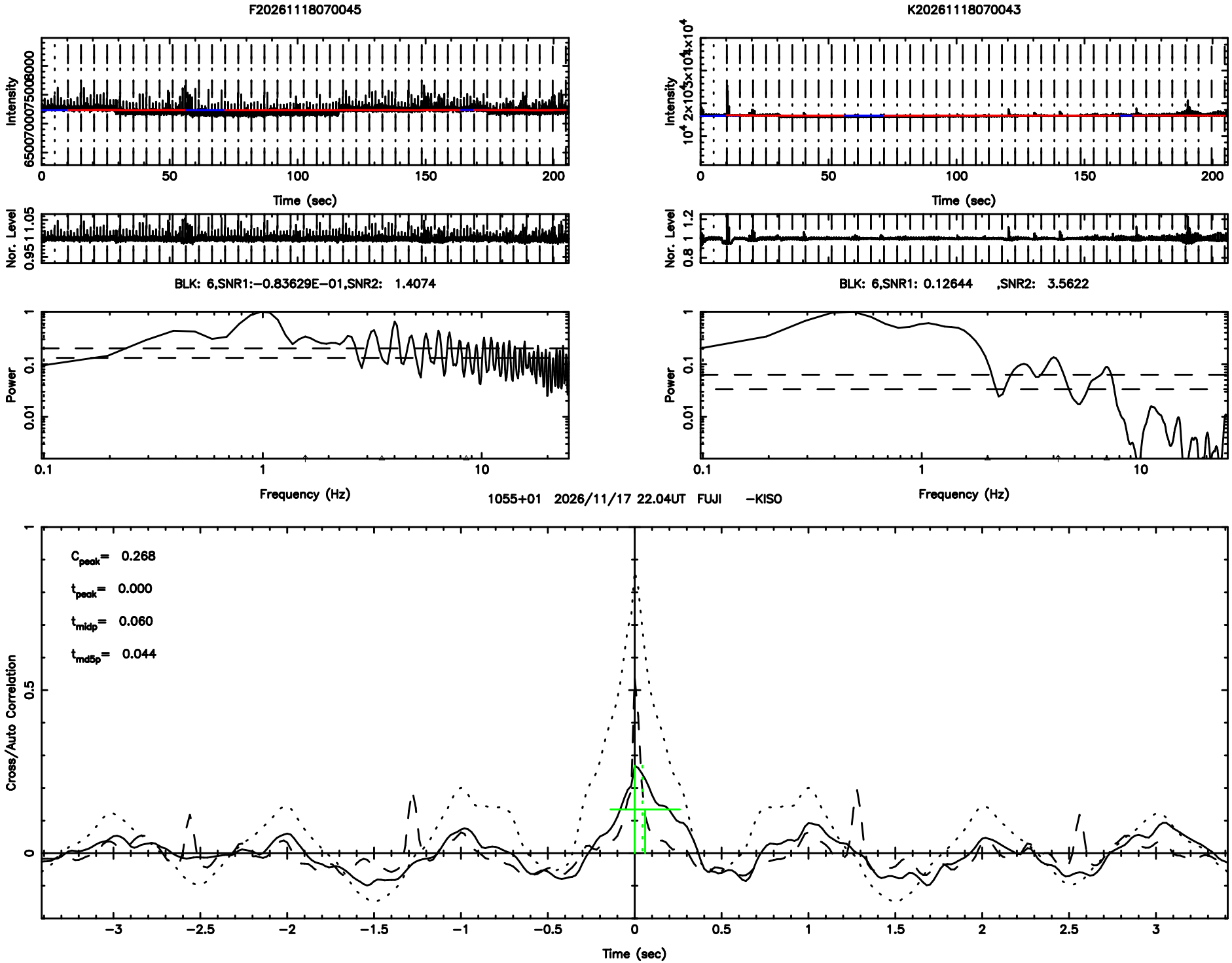
F20261118070045
K20261118070043
Intensity
Time (sec)
Nor. Level
BLK: 6,SNR1:−0.83629E−01,SNR2: 1.4074
BLK: 6,SNR1: 0.12644 ,SNR2: 3.5622
Power
Frequency (Hz)
1055+01 2026/11/17 22.04UT FUJI −KISO
C_{peak}= 0.268
t_{peak}= 0.000
t_{midp}= 0.060
t_{md5p}= 0.044
Cross/Auto Correlation
Time (sec)

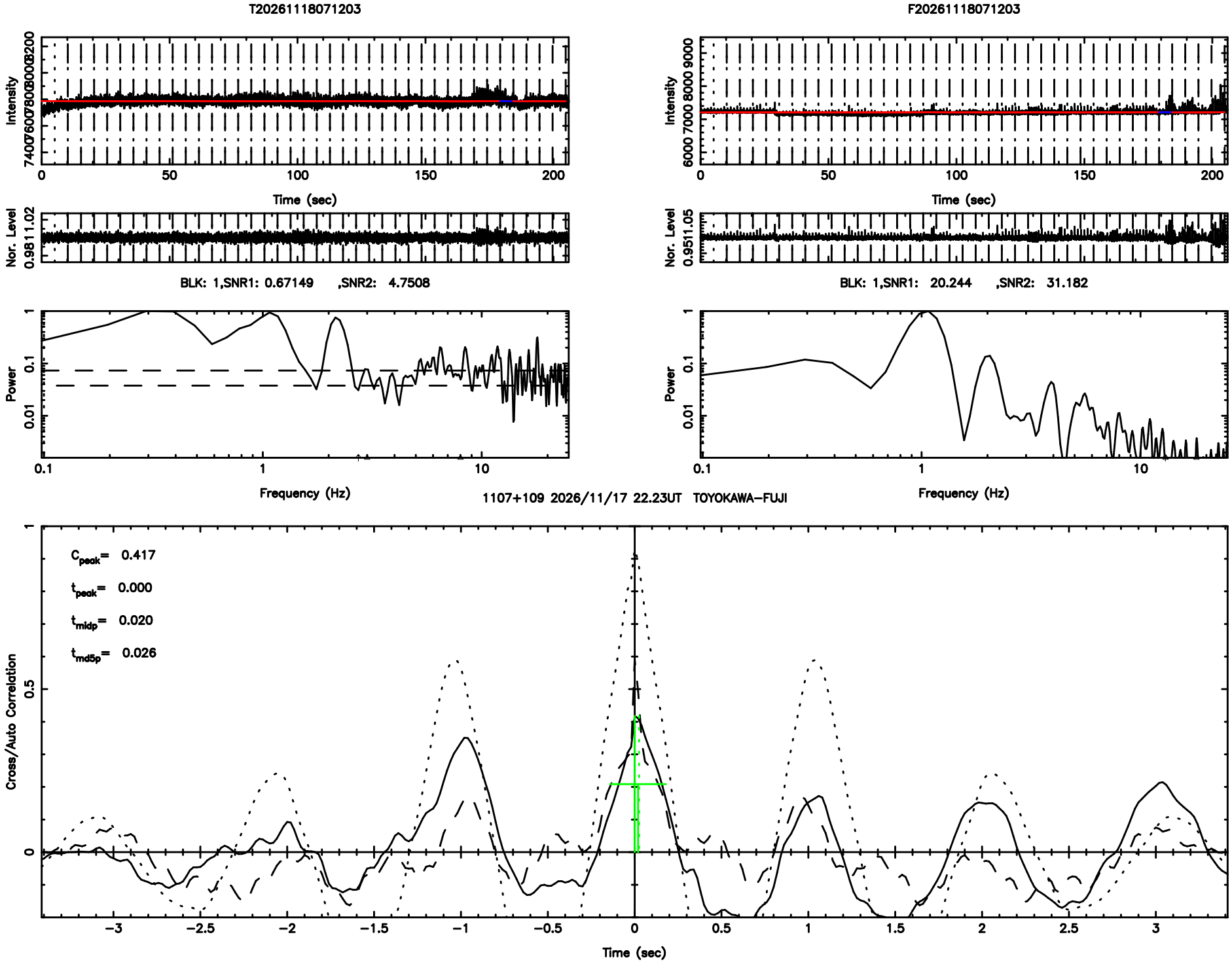
T20261118071203
F20261118071203
Intensity
Time (sec)
Nor. Level
BLK: 1,SNR1: 0.67149 ,SNR2: 4.7508
BLK: 1,SNR1: 20.244 ,SNR2: 31.182
Power
Frequency (Hz)
1107+109 2026/11/17 22.23UT TOYOKAWA-FUJI
C_{peak}= 0.417
t_{peak}= 0.000
t_{mldp}= 0.020
t_{md5p}= 0.026
Cross/Auto Correlation
Time (sec)

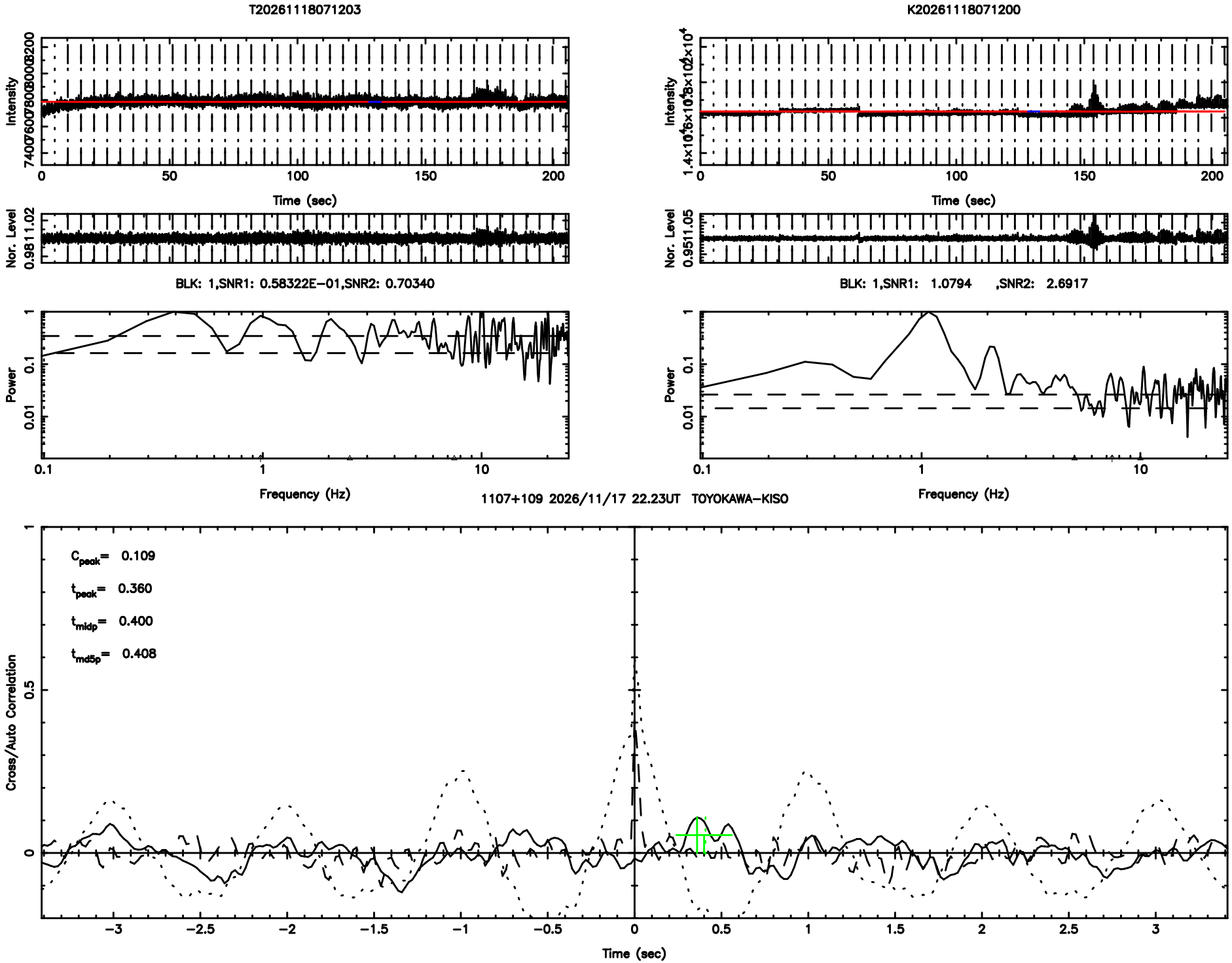
T20261118071203
K20261118071200
Intensity
Time (sec)
Nor. Level
BLK: 1,SNR1: 0.58322E-01,SNR2: 0.70340
BLK: 1,SNR1: 1.0794 ,SNR2: 2.6917
Power
Frequency (Hz)
1107+109 2026/11/17 22.23UT TOYOKAWA-KISO
C_{peak}= 0.109
t_{peak}= 0.360
t_{mldp}= 0.400
t_{md5p}= 0.408
Cross/Auto Correlation
Time (sec)

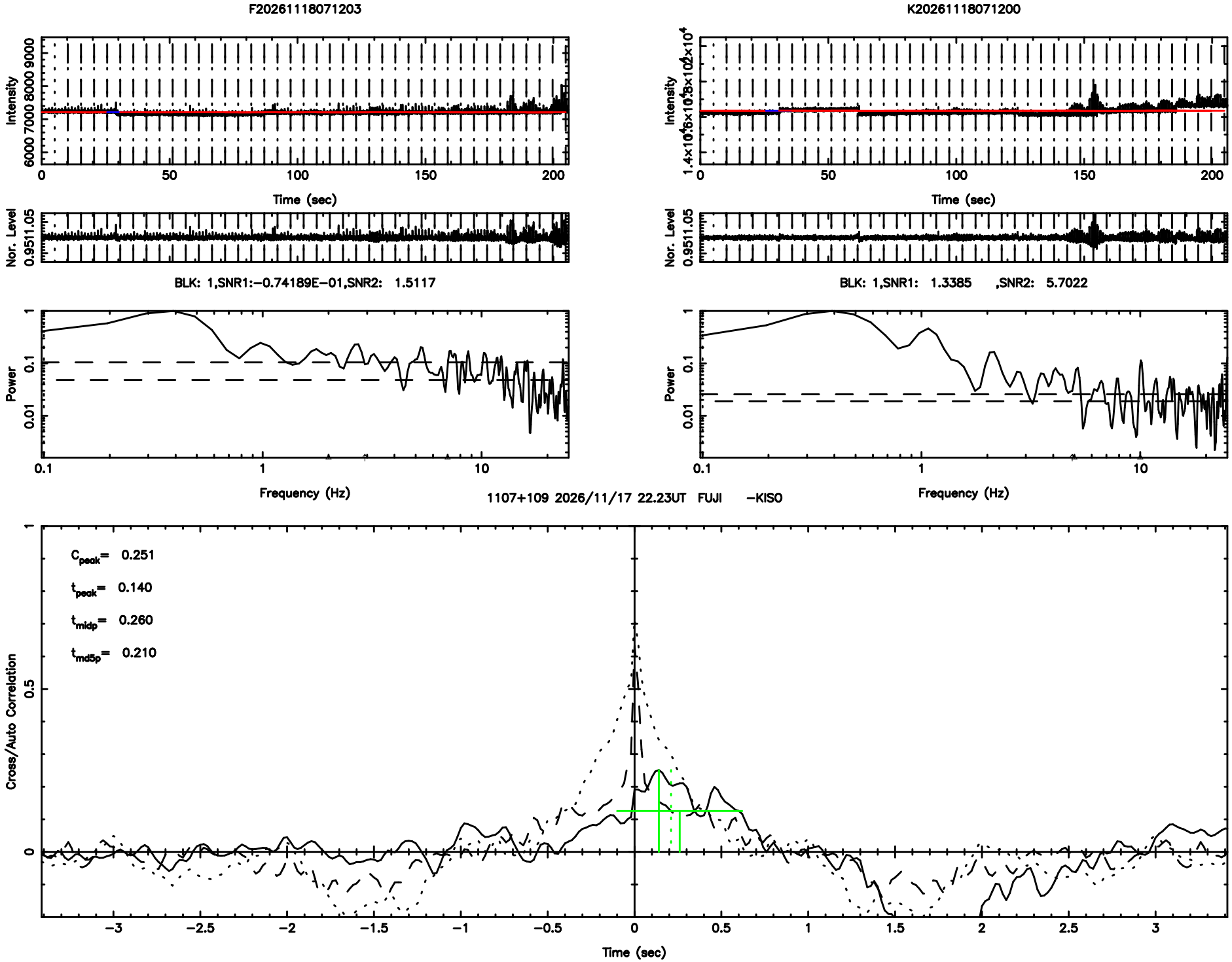
F20261118071203
K20261118071200
Intensity
Time (sec)
Nor. Level
BLK: 1,SNR1:−0.74189E−01,SNR2: 1.5117
BLK: 1,SNR1: 1.3385 ,SNR2: 5.7022
Power
Frequency (Hz)
1107+109 2026/11/17 22.23UT FUJI −KISO
C_{peak}= 0.251
t_{peak}= 0.140
t_{mldp}= 0.260
t_{md5p}= 0.210
Cross/Auto Correlation
Time (sec)

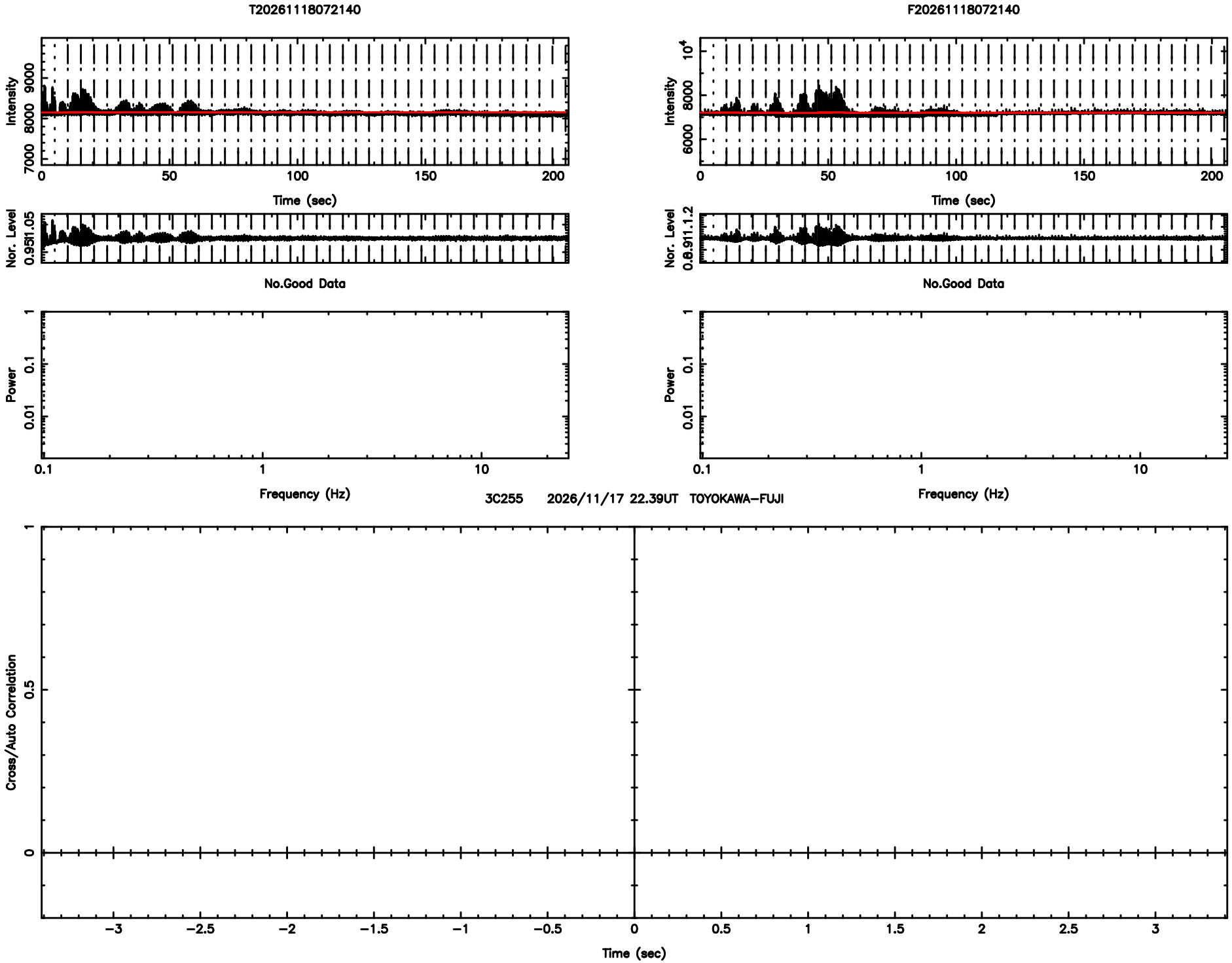
T20261118072140
F20261118072140
Intensity
Time (sec)
Nor. Level
No.Good Data
Power
Frequency (Hz)
3C255 2026/11/17 22.39UT TOYOKAWA-FUJI
Cross/Auto Correlation
Time (sec)

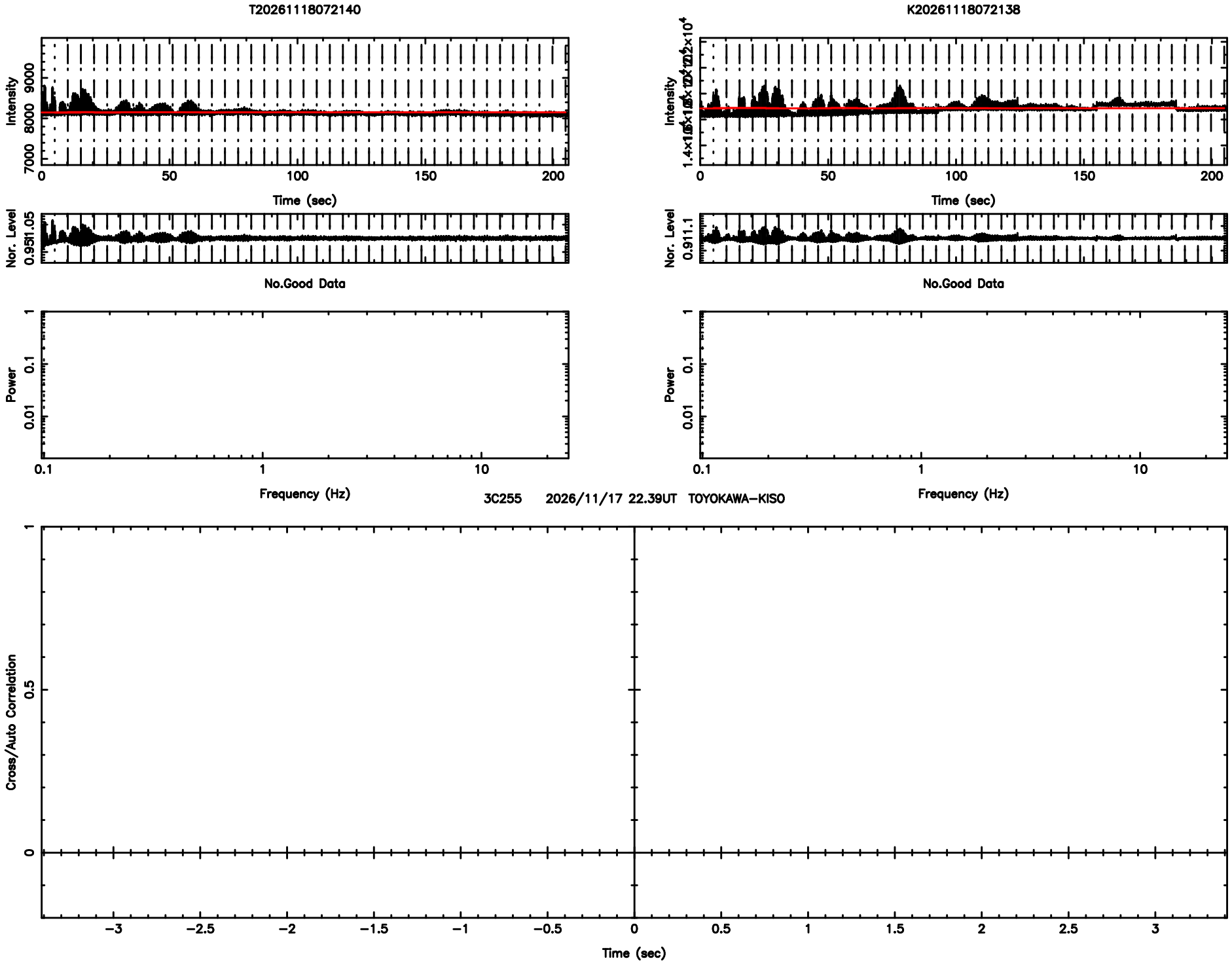
T20261118072140
K20261118072138
Intensity
Time (sec)
Nor. Level
No.Good Data
Power
Frequency (Hz)
3C255 2026/11/17 22.39UT TOYOKAWA-KISO
Cross/Auto Correlation
Time (sec)

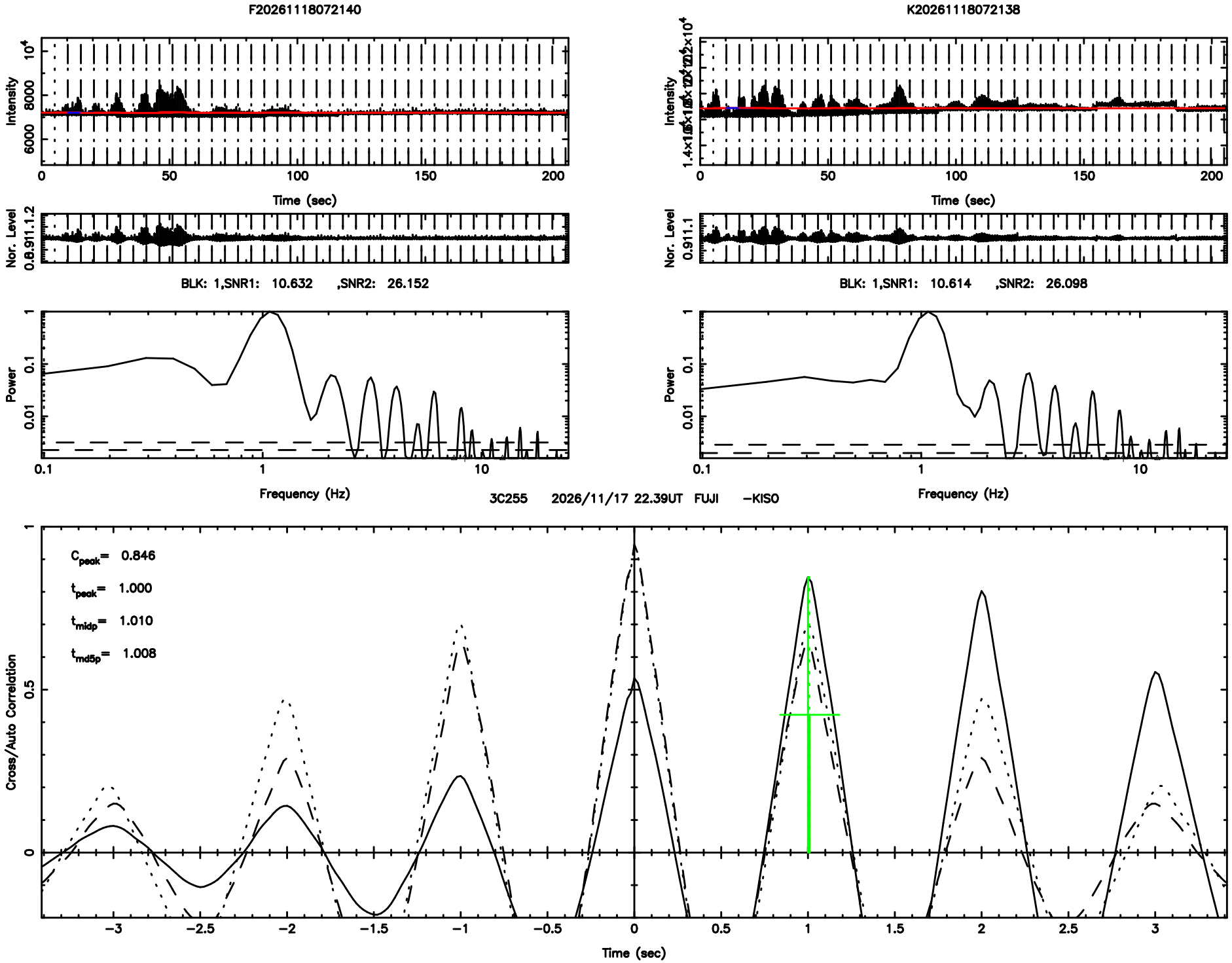
F20261118072140
K20261118072138
Intensity
Time (sec)
Nor. Level
BLK: 1,SNR1: 10.632 ,SNR2: 26.152
BLK: 1,SNR1: 10.614 ,SNR2: 26.098
Power
Frequency (Hz)
3C255 2026/11/17 22.39UT FUJI -KISO
C_{peak}= 0.846
t_{peak}= 1.000
t_{midp}= 1.010
t_{md5p}= 1.008
Cross/Auto Correlation
Time (sec)

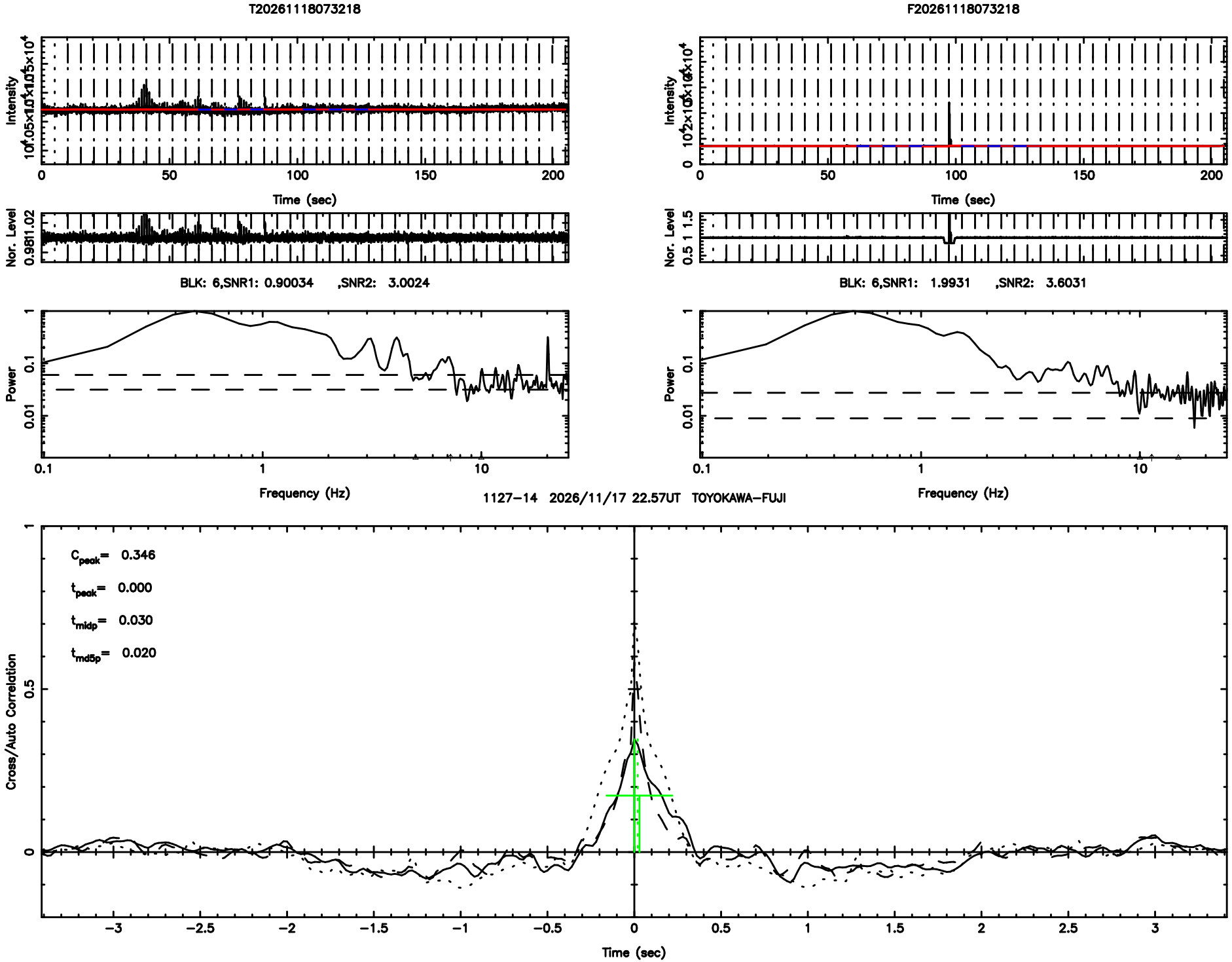
T20261118073218
F20261118073218
Intensity
Time (sec)
Nor. Level
BLK: 6,SNR1: 0.90034 ,SNR2: 3.0024
BLK: 6,SNR1: 1.9931 ,SNR2: 3.6031
Power
Frequency (Hz)
1127−14 2026/11/17 22.57UT TOYOKAWA−FUJI
C_{peak}= 0.346
t_{peak}= 0.000
t_{midp}= 0.030
t_{md5p}= 0.020
Cross/Auto Correlation
Time (sec)

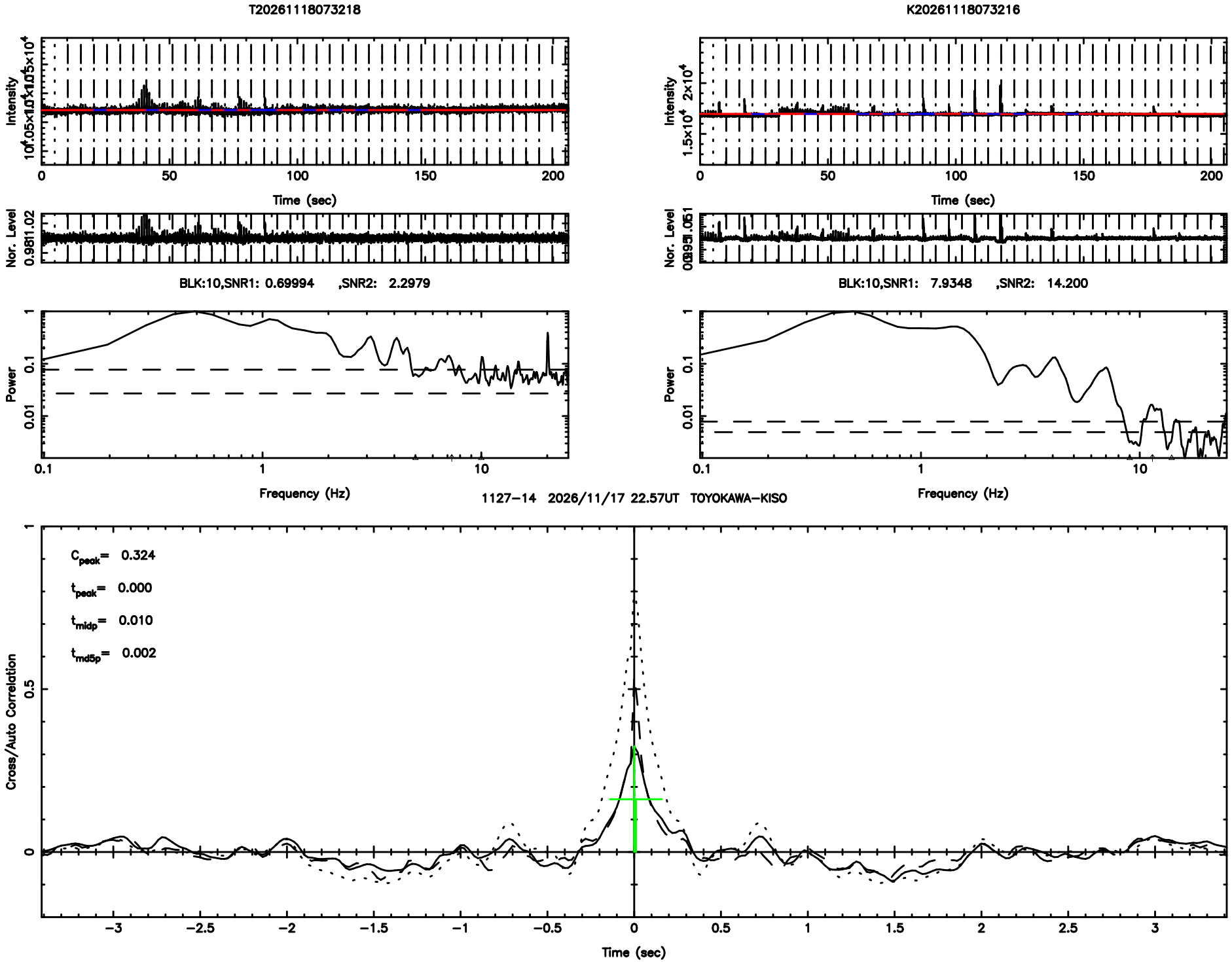
T20261118073218
K20261118073216
Intensity
Time (sec)
Nor. Level
BLK:10,SNR1: 0.69994 ,SNR2: 2.2979
BLK:10,SNR1: 7.9348 ,SNR2: 14.200
Power
Frequency (Hz)
1127−14 2026/11/17 22.57UT TOYOKAWA−KISO
C_{peak}= 0.324
t_{peak}= 0.000
t_{midp}= 0.010
t_{md5p}= 0.002
Cross/Auto Correlation
Time (sec)

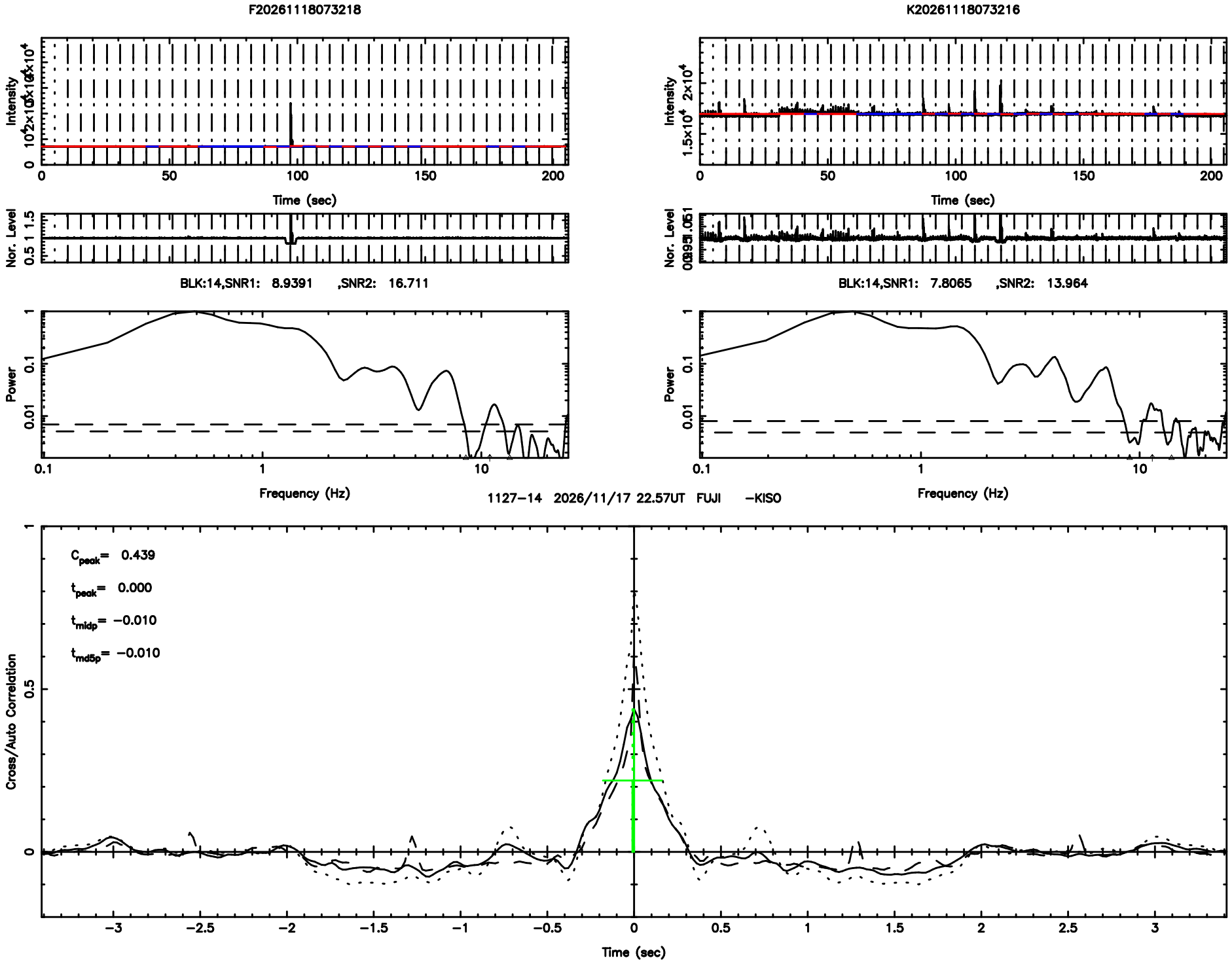
F20261118073218
K20261118073216
Intensity
Time (sec)
Nor. Level
BLK:14,SNR1: 8.9391 ,SNR2: 16.711
BLK:14,SNR1: 7.8065 ,SNR2: 13.964
Power
Frequency (Hz)
1127−14 2026/11/17 22.57UT FUJI −KISO
C_{peak}= 0.439
t_{peak}= 0.000
t_{mldp}= −0.010
t_{md5p}= −0.010
Cross/Auto Correlation
Time (sec)

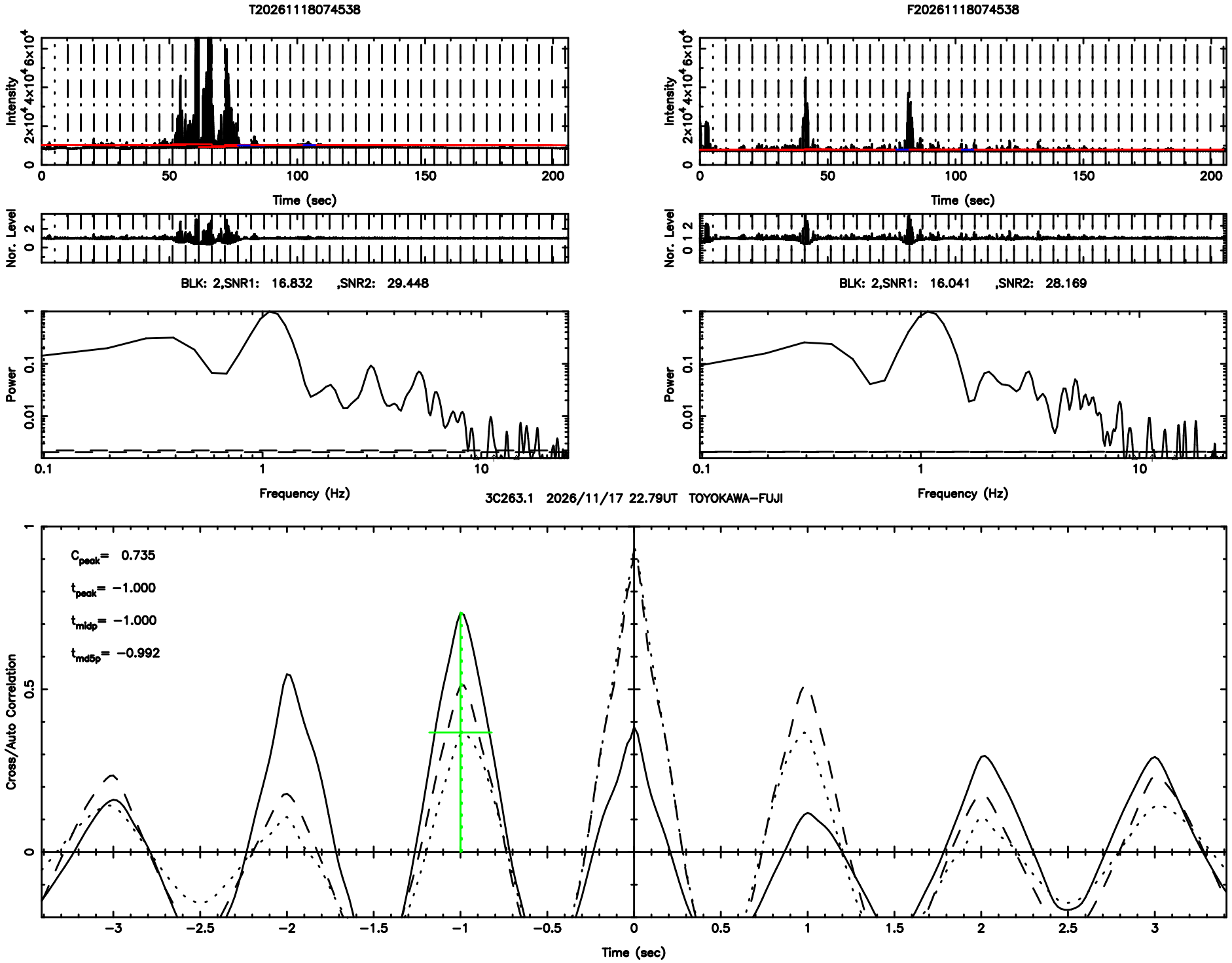
T20261118074538
F20261118074538
Intensity
Time (sec)
Nor. Level
BLK: 2,SNR1: 16.832 ,SNR2: 29.448
BLK: 2,SNR1: 16.041 ,SNR2: 28.169
Power
Frequency (Hz)
3C263.1 2026/11/17 22.79UT TOYOKAWA-FUJI
C_{peak}= 0.735
t_{peak}= −1.000
t_{mldp}= −1.000
t_{md5p}= −0.992
Cross/Auto Correlation
Time (sec)

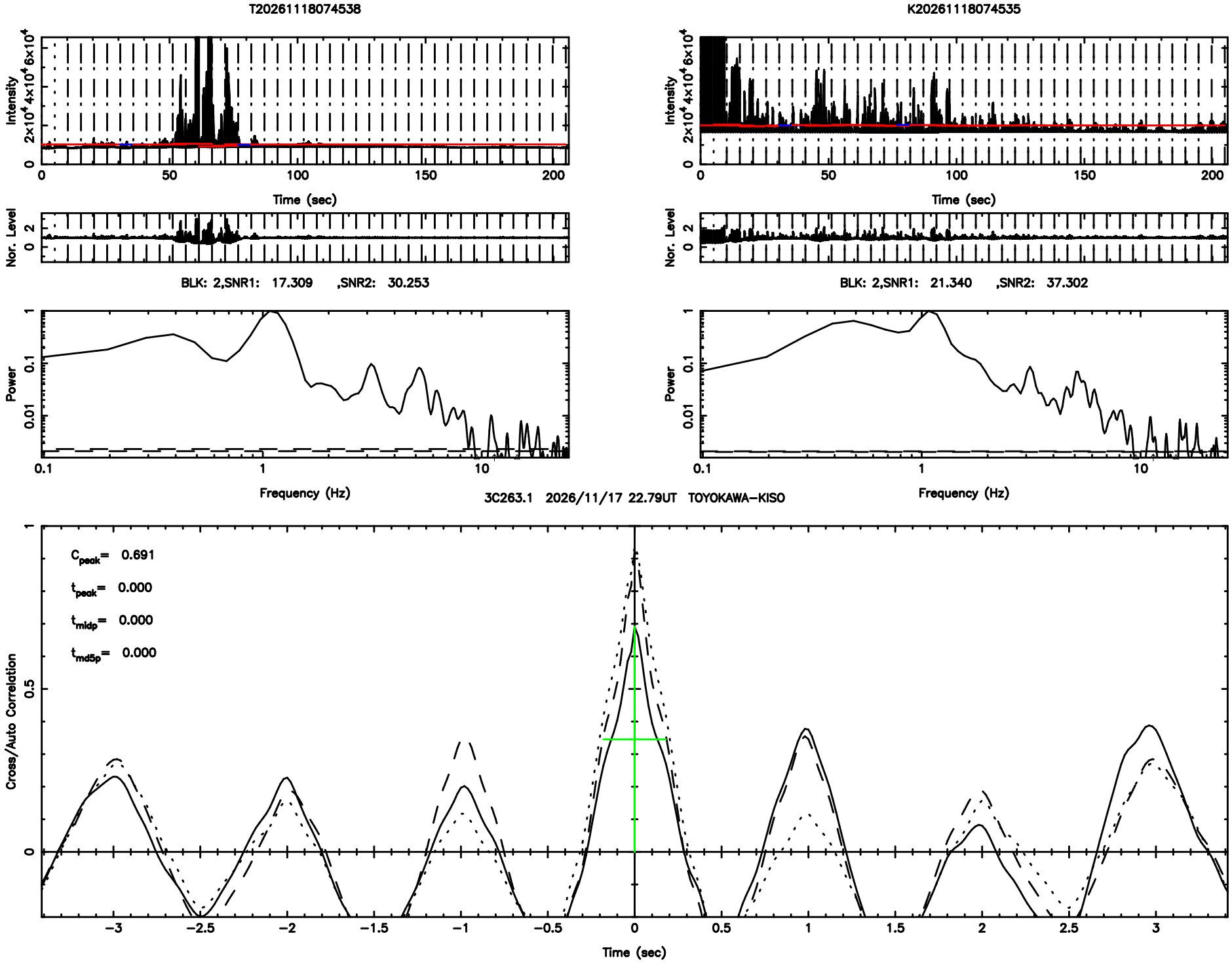
T20261118074538
K20261118074535
Intensity
Time (sec)
Nor. Level
BLK: 2,SNR1: 17.309 ,SNR2: 30.253
BLK: 2,SNR1: 21.340 ,SNR2: 37.302
Power
Frequency (Hz)
3C263.1 2026/11/17 22.79UT TOYOKAWA-KISO
C_peak= 0.691
t_peak= 0.000
t_mldp= 0.000
t_md5p= 0.000
Cross/Auto Correlation
Time (sec)

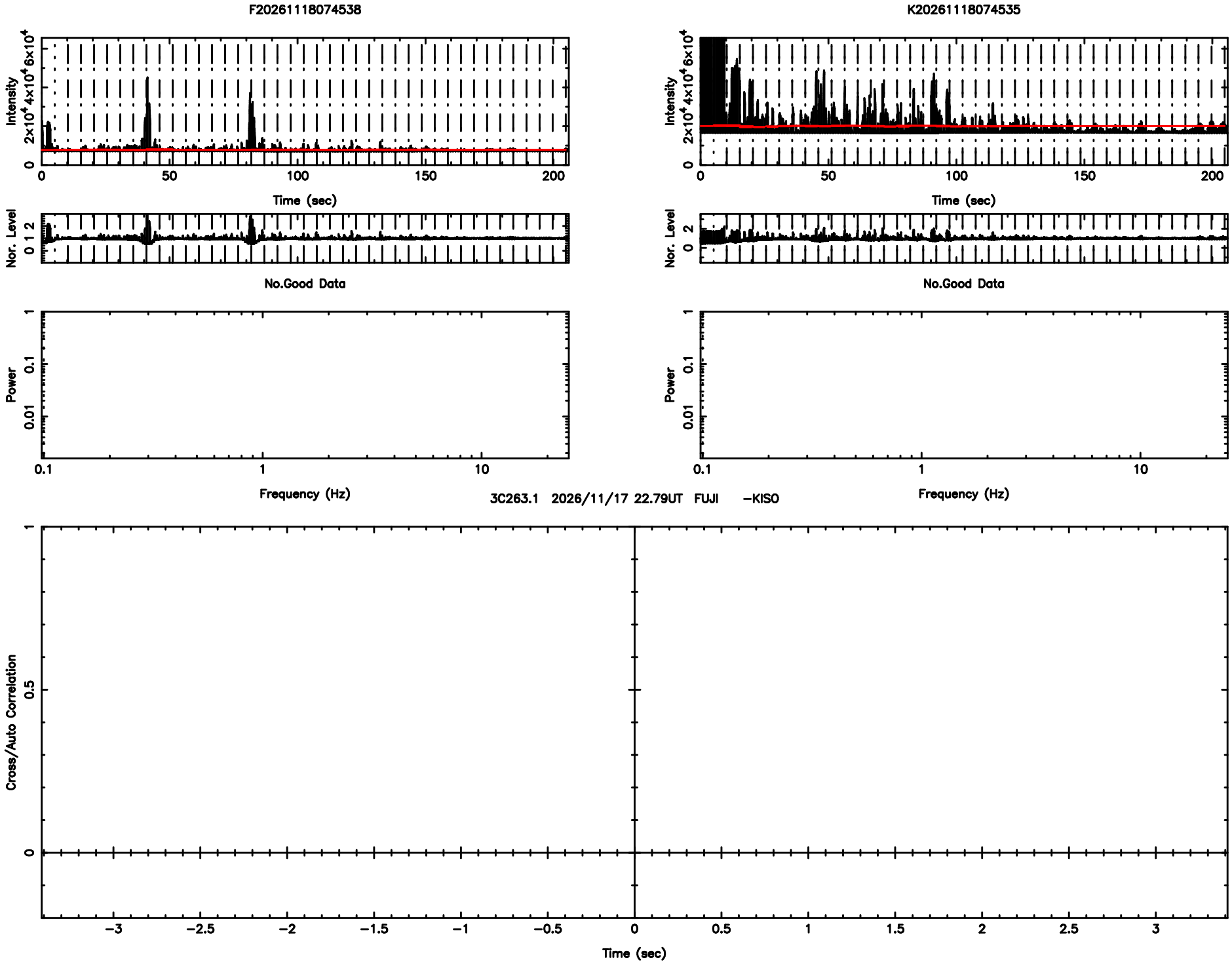
F20261118074538
K20261118074535
Intensity
Time (sec)
Nor. Level
No.Good Data
Power
Frequency (Hz)
3C263.1 2026/11/17 22.79UT FUJI −KISO
Cross/Auto Correlation
Time (sec)

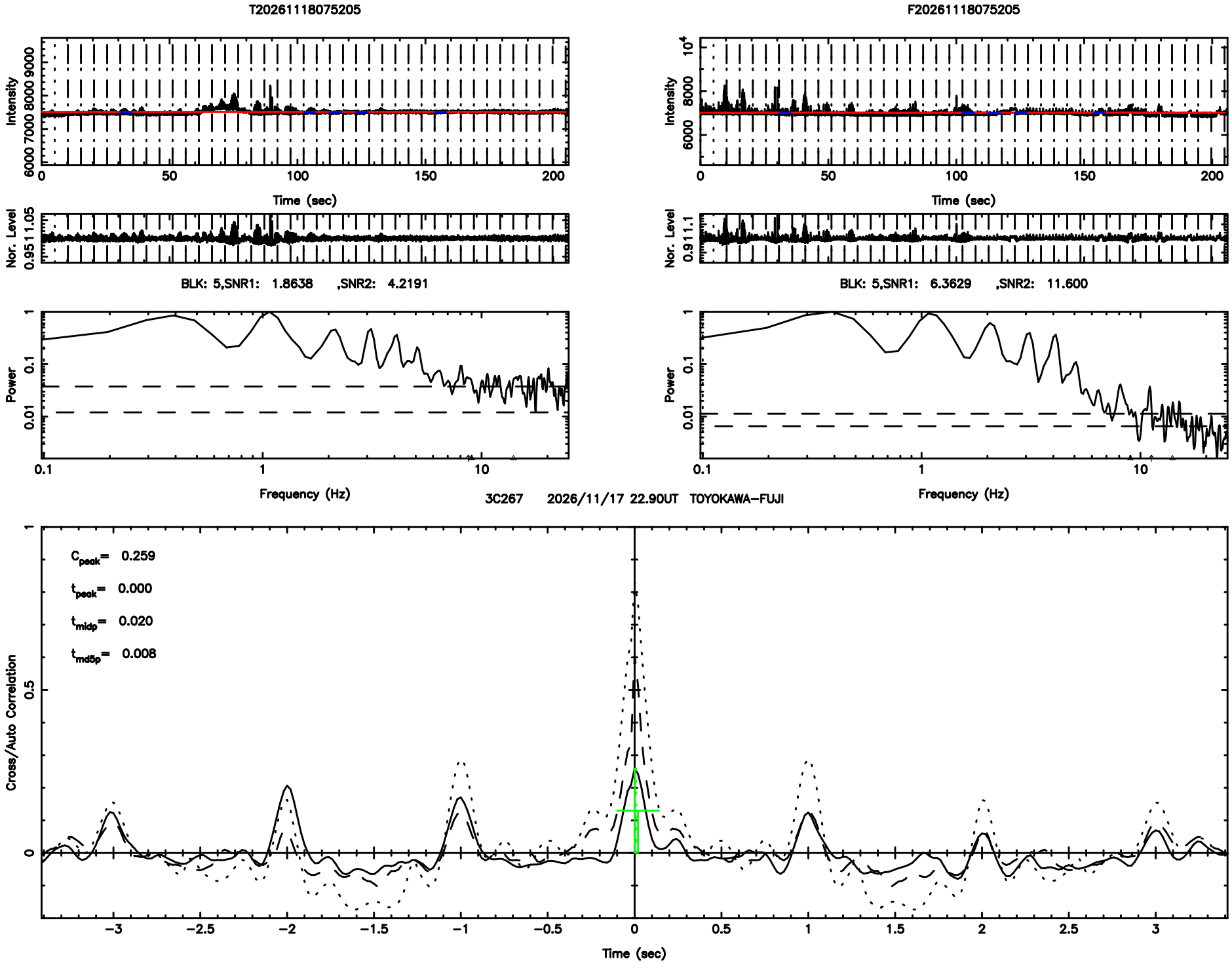
T20261118075205
F20261118075205
Intensity
Time (sec)
Nor. Level
BLK: 5,SNR1: 1.8638 ,SNR2: 4.2191
BLK: 5,SNR1: 6.3629 ,SNR2: 11.600
Power
Frequency (Hz)
3C267 2026/11/17 22.90UT TOYOKAWA-FUJI
C_peak= 0.259
t_peak= 0.000
t_mldp= 0.020
t_md5p= 0.008
Cross/Auto Correlation
Time (sec)

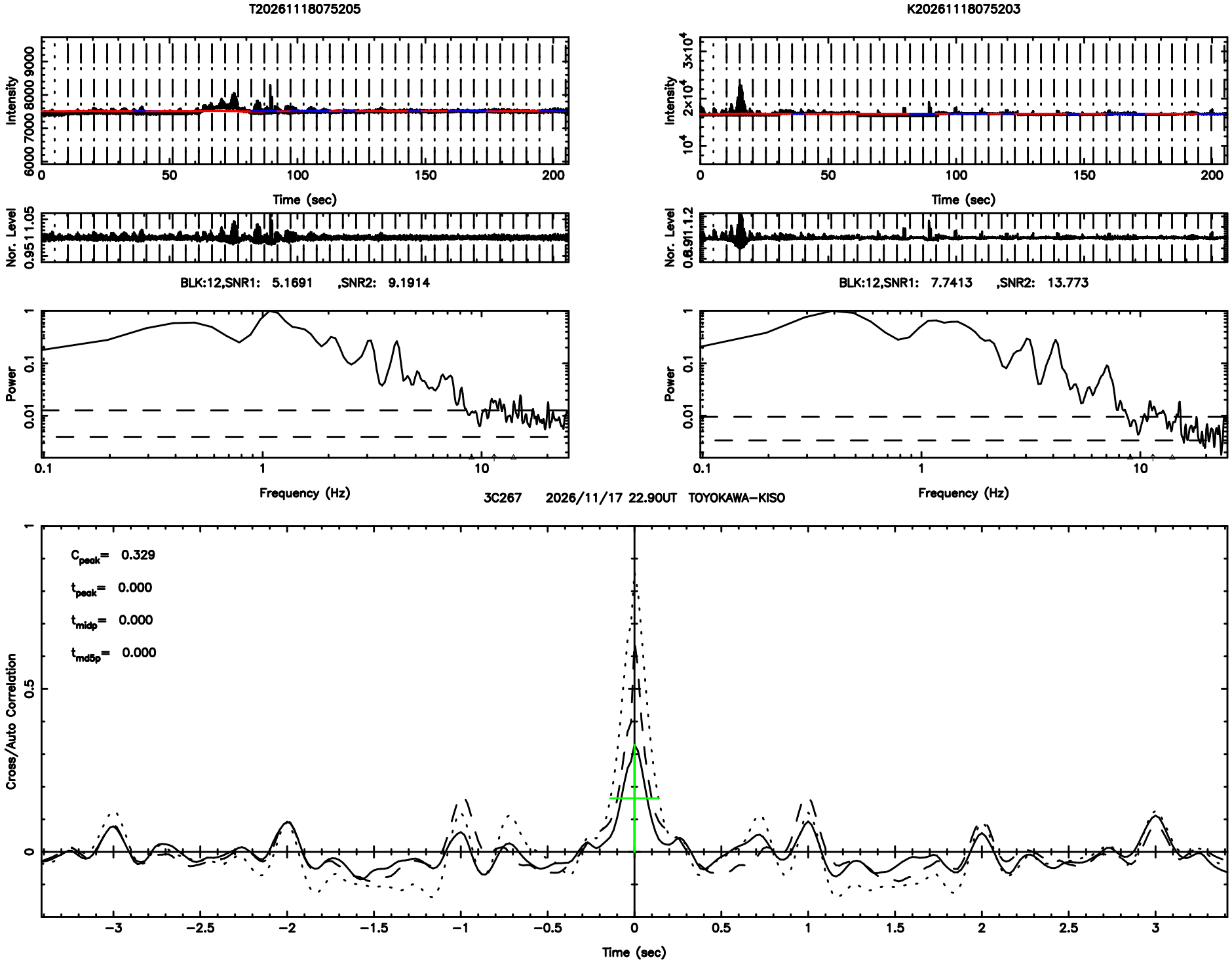
T20261118075205
K20261118075203
Intensity
Time (sec)
Nor. Level
BLK:12,SNR1: 5.1691 ,SNR2: 9.1914
BLK:12,SNR1: 7.7413 ,SNR2: 13.773
Power
Frequency (Hz)
3C267 2026/11/17 22.90UT TOYOKAWA-KISO
C_{peak}= 0.329
t_{peak}= 0.000
t_{midp}= 0.000
t_{md5p}= 0.000
Cross/Auto Correlation
Time (sec)

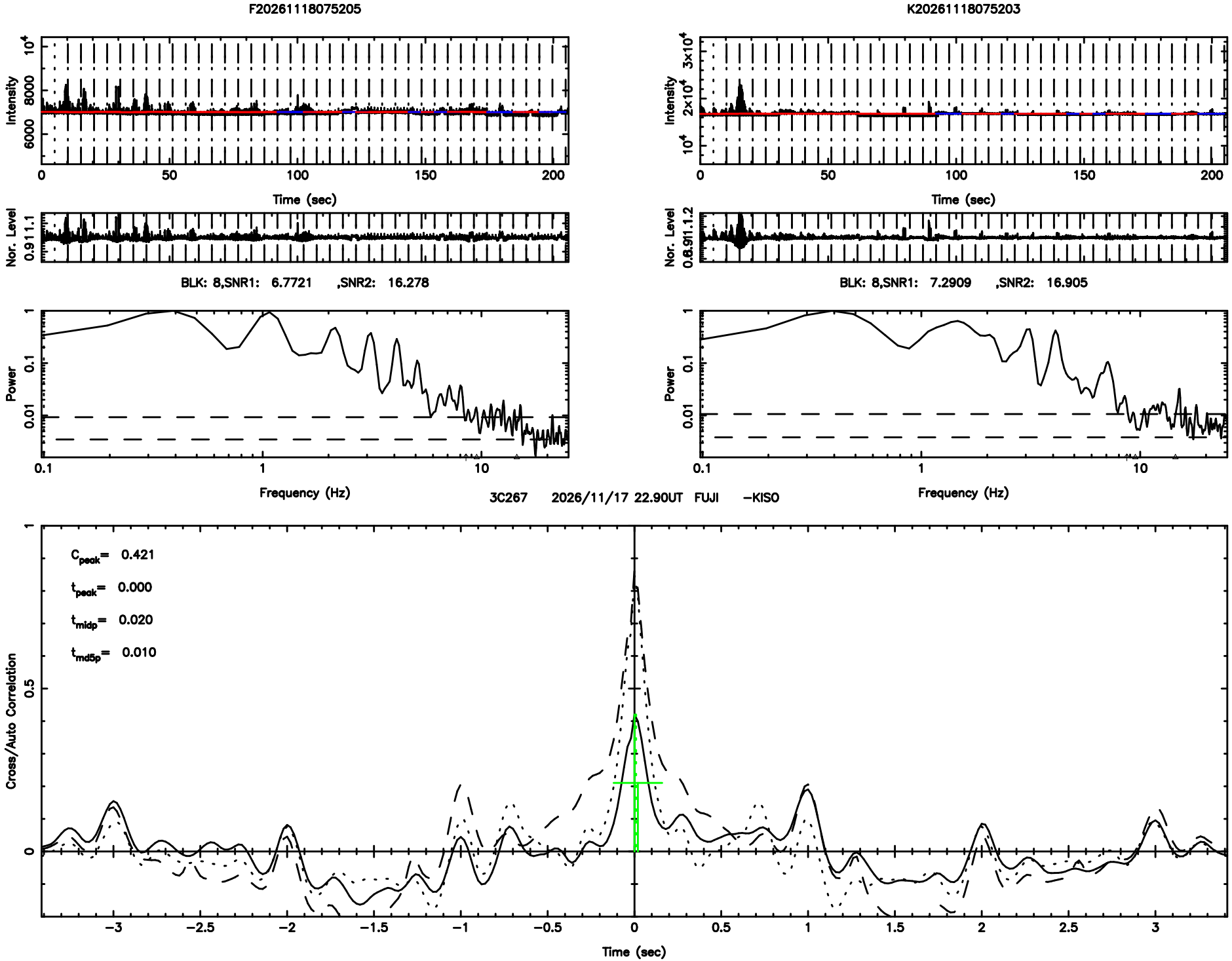
F20261118075205
K20261118075203
Intensity
Time (sec)
Nor. Level
BLK: 8,SNR1: 6.7721 ,SNR2: 16.278
BLK: 8,SNR1: 7.2909 ,SNR2: 16.905
Power
Frequency (Hz)
3C267 2026/11/17 22.90UT FUJI -KISO
C_{peak}= 0.421
t_{peak}= 0.000
t_{midp}= 0.020
t_{md5p}= 0.010
Cross/Auto Correlation
Time (sec)

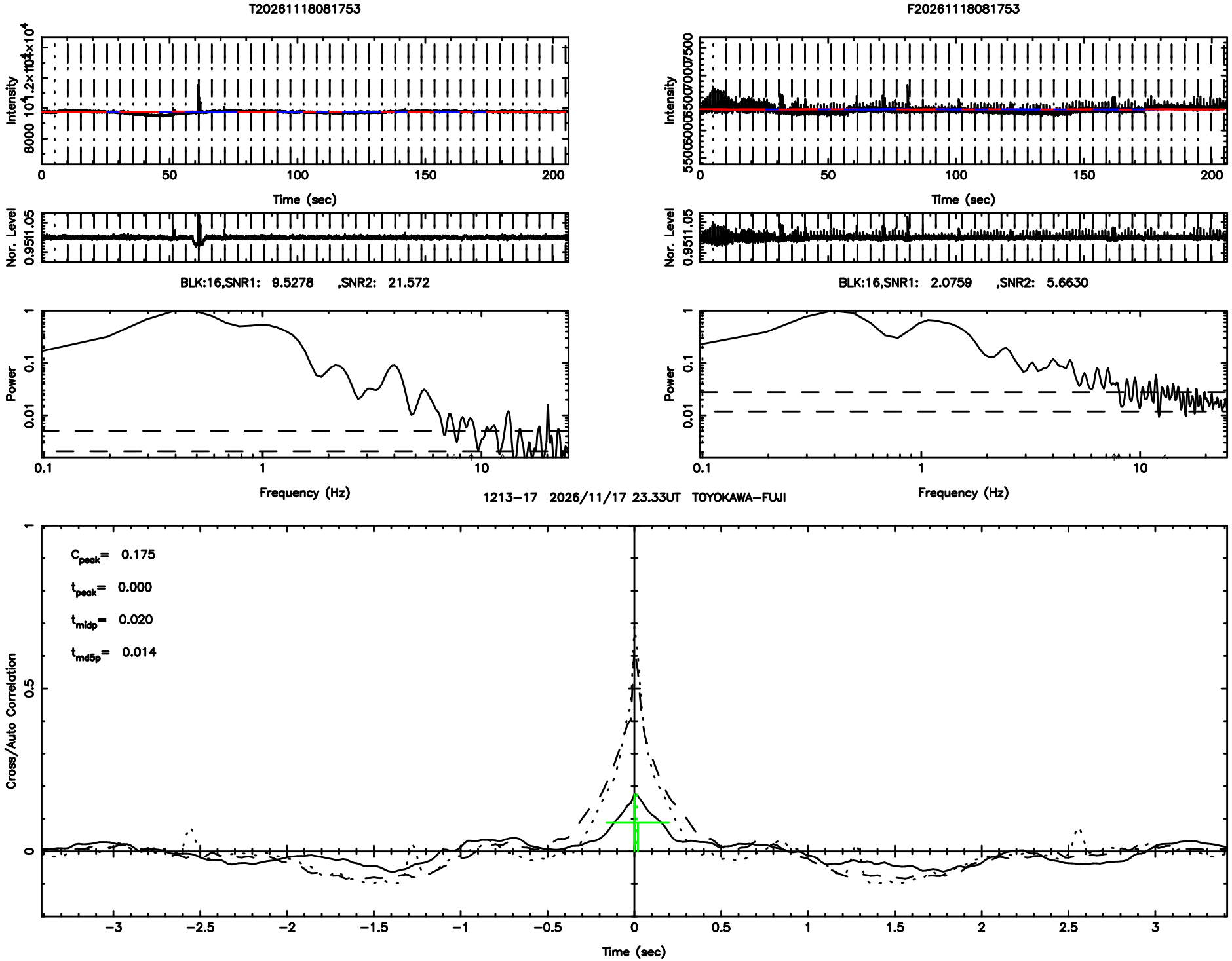
T20261118081753
F20261118081753
Intensity
Time (sec)
Nor. Level
BLK:16,SNR1: 9.5278 ,SNR2: 21.572
BLK:16,SNR1: 2.0759 ,SNR2: 5.6630
Power
Frequency (Hz)
1213−17 2026/11/17 23.33UT TOYOKAWA−FUJI
C_{peak}= 0.175
t_{peak}= 0.000
t_{midp}= 0.020
t_{md5p}= 0.014
Cross/Auto Correlation
Time (sec)

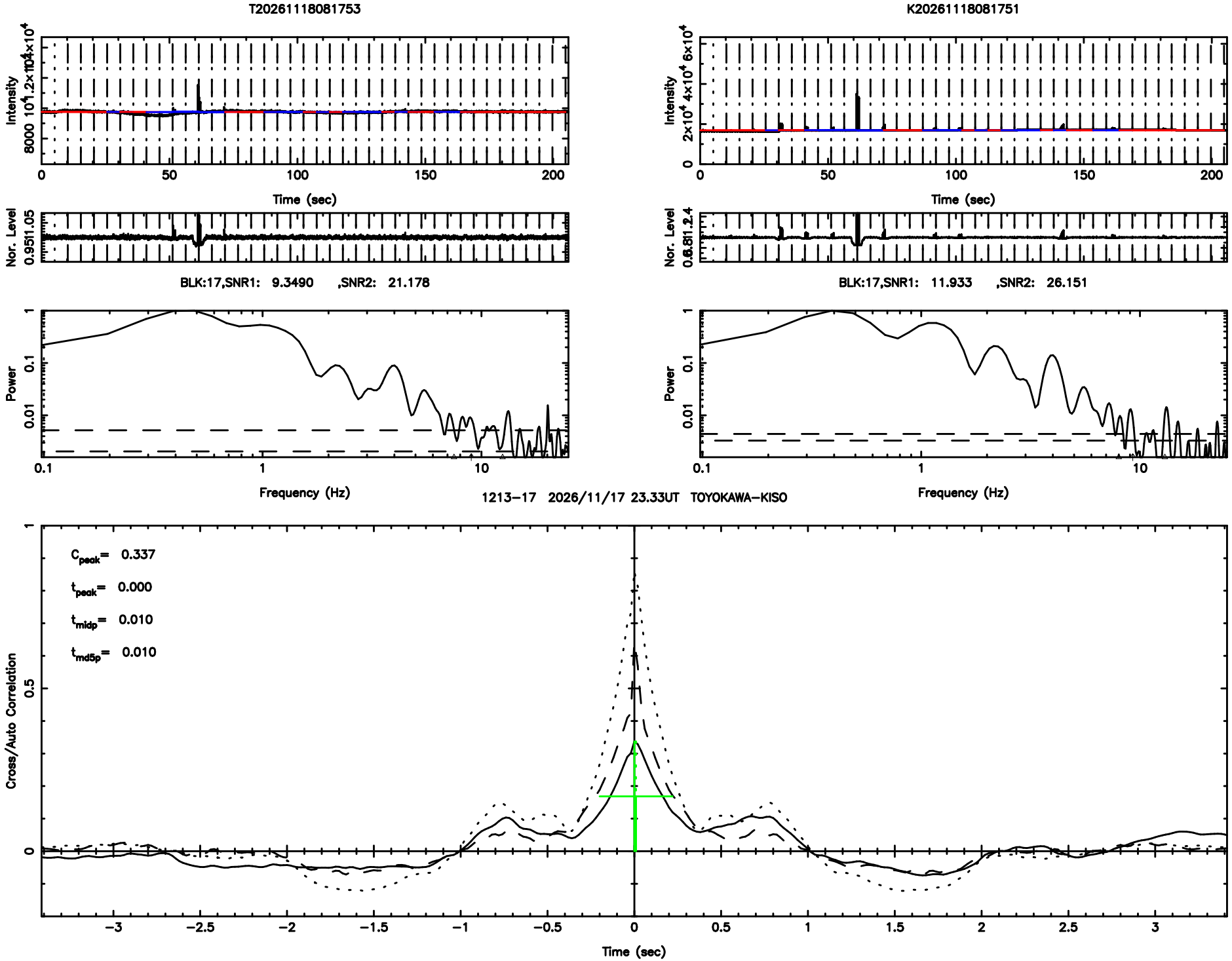
T20261118081753
K20261118081751
Intensity
Time (sec)
Nor. Level
BLK:17,SNR1: 9.3490 ,SNR2: 21.178
BLK:17,SNR1: 11.933 ,SNR2: 26.151
Power
Frequency (Hz)
1213−17 2026/11/17 23.33UT TOYOKAWA−KISO
C_{peak}= 0.337
t_{peak}= 0.000
t_{midp}= 0.010
t_{md5p}= 0.010
Cross/Auto Correlation
Time (sec)

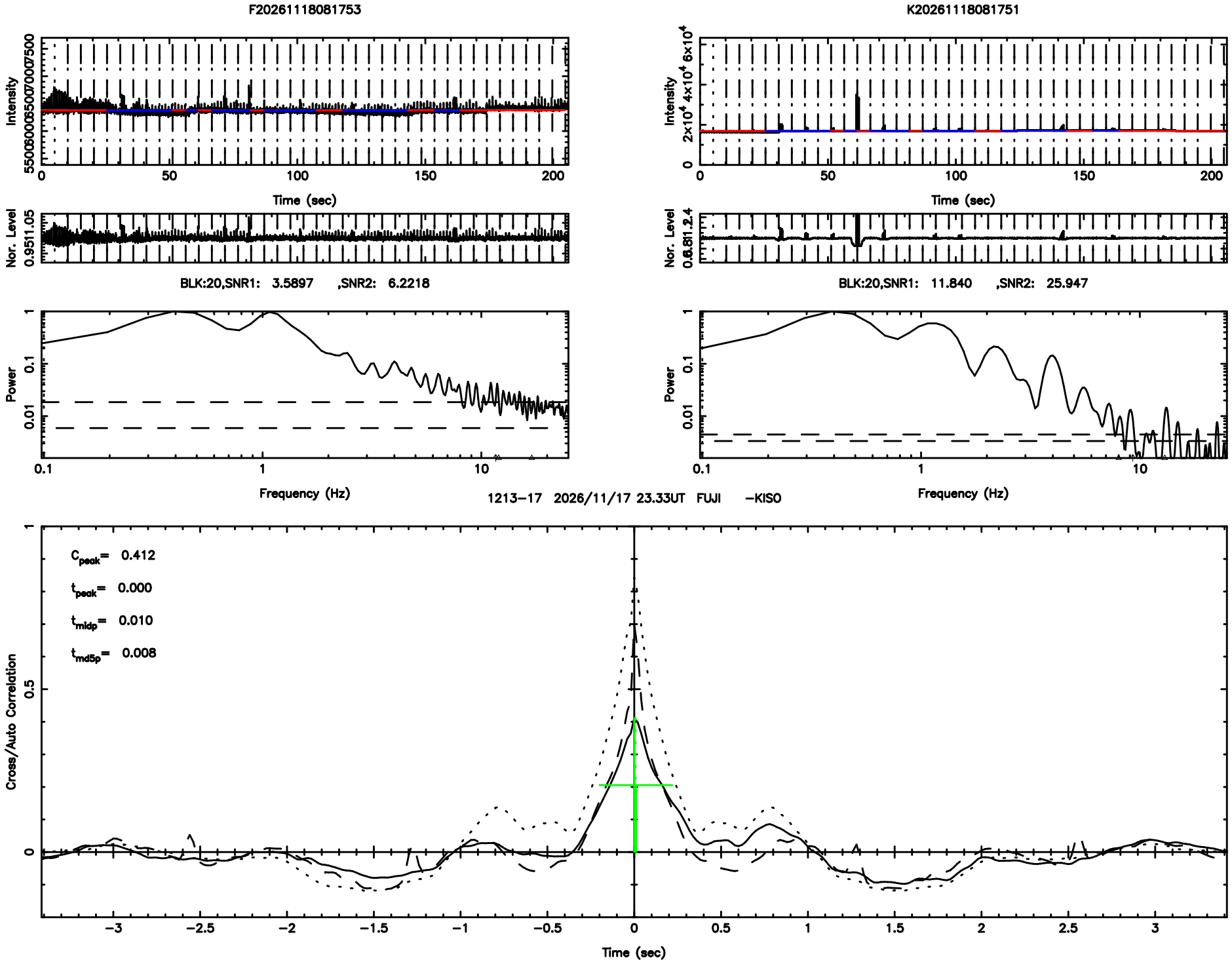
F20261118081753
K20261118081751
Intensity
Time (sec)
Nor. Level
BLK:20,SNR1: 3.5897 ,SNR2: 6.2218
BLK:20,SNR1: 11.840 ,SNR2: 25.947
Power
Frequency (Hz)
1213−17 2026/11/17 23.33UT FUJI −KISO
C_{peak}= 0.412
t_{peak}= 0.000
t_{midp}= 0.010
t_{md5p}= 0.008
Cross/Auto Correlation
Time (sec)

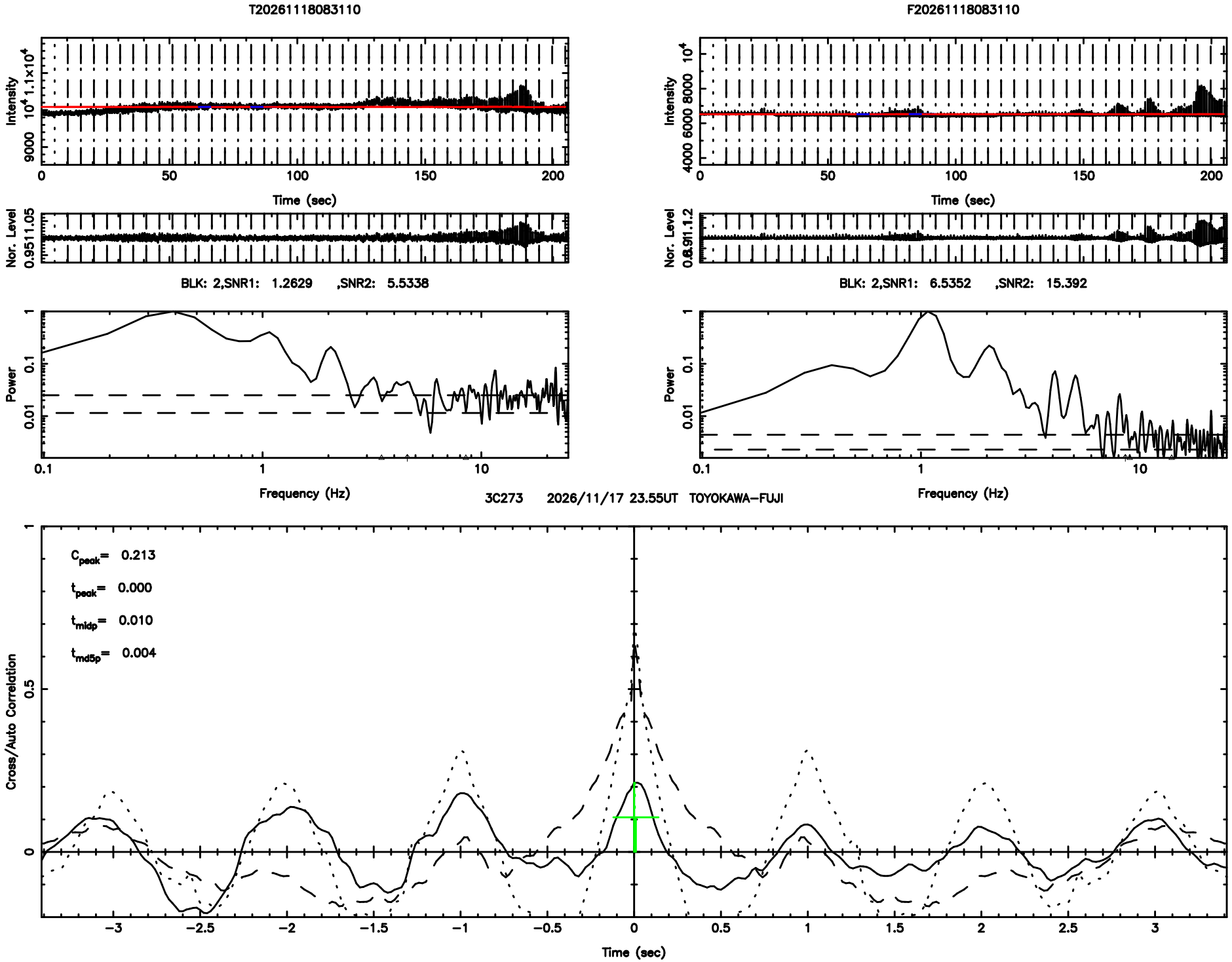
T20261118083110
F20261118083110
Intensity
Time (sec)
Nor. Level
BLK: 2,SNR1: 1.2629 ,SNR2: 5.5338
BLK: 2,SNR1: 6.5352 ,SNR2: 15.392
Power
Frequency (Hz)
3C273 2026/11/17 23.55UT TOYOKAWA-FUJI
C_{peak}= 0.213
t_{peak}= 0.000
t_{midp}= 0.010
t_{md5p}= 0.004
Cross/Auto Correlation
Time (sec)

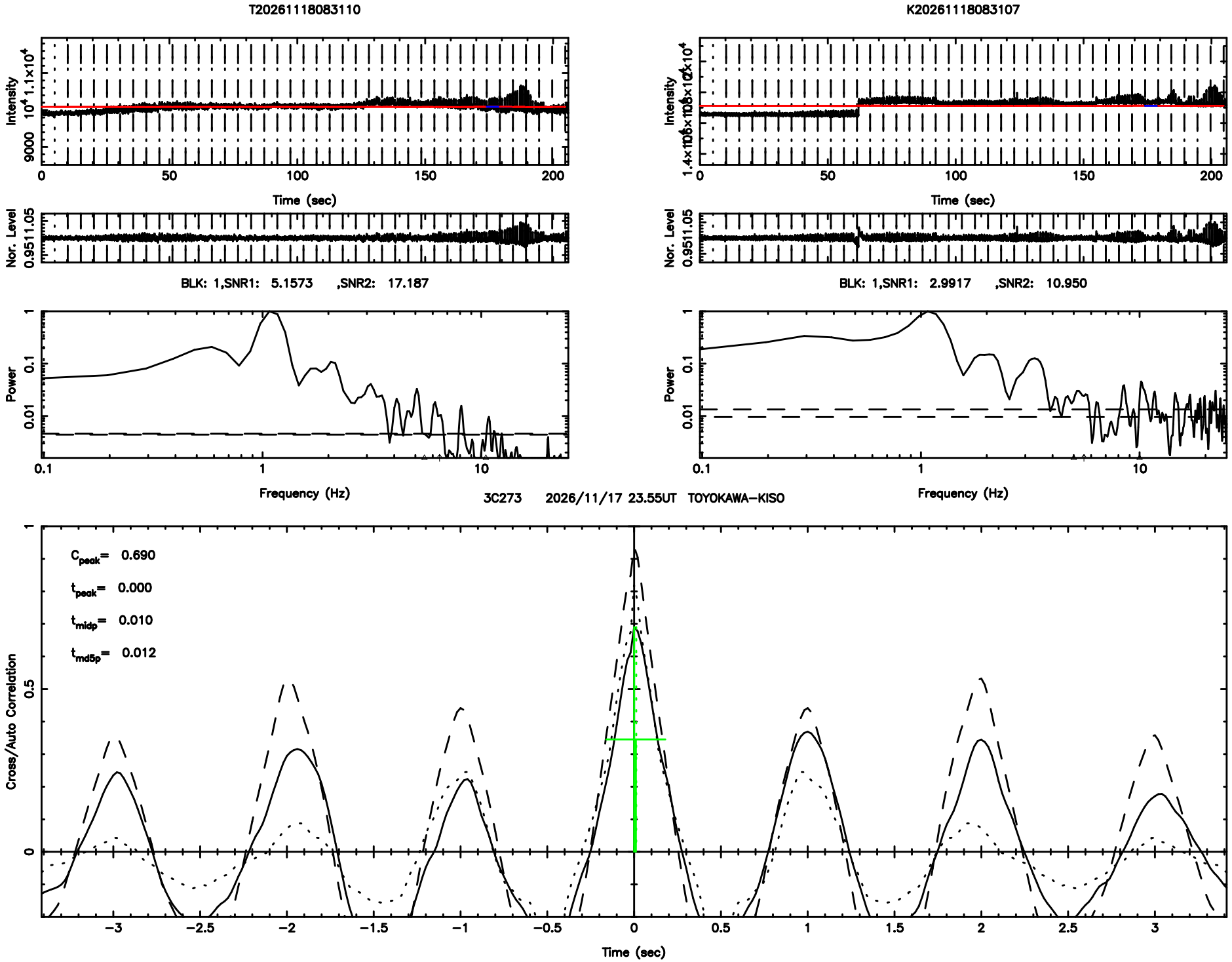
T20261118083110
K20261118083107
Intensity
Time (sec)
Nor. Level
BLK: 1,SNR1: 5.1573 ,SNR2: 17.187
BLK: 1,SNR1: 2.9917 ,SNR2: 10.950
Power
Frequency (Hz)
3C273 2026/11/17 23.55UT TOYOKAWA-KISO
C_{peak}= 0.690
t_{peak}= 0.000
t_{midp}= 0.010
t_{md5p}= 0.012
Cross/Auto Correlation
Time (sec)

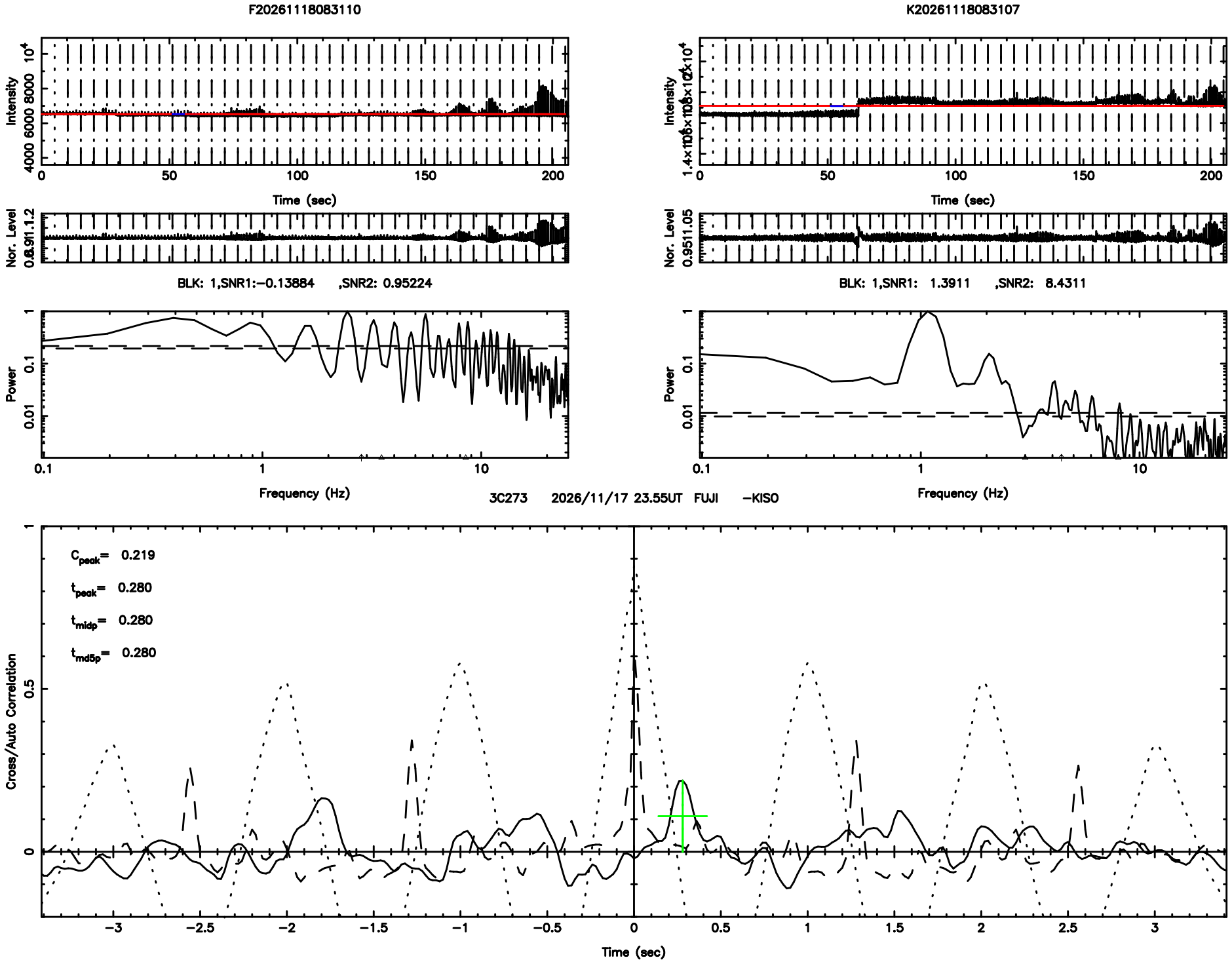
F20261118083110
K20261118083107
Intensity
Time (sec)
Nor. Level
BLK: 1,SNR1:−0.13884 ,SNR2: 0.95224
BLK: 1,SNR1: 1.3911 ,SNR2: 8.4311
Power
Frequency (Hz)
3C273 2026/11/17 23.55UT FUJI −KISO
C_{peak}= 0.219
t_{peak}= 0.280
t_{midp}= 0.280
t_{md5p}= 0.280
Cross/Auto Correlation
Time (sec)

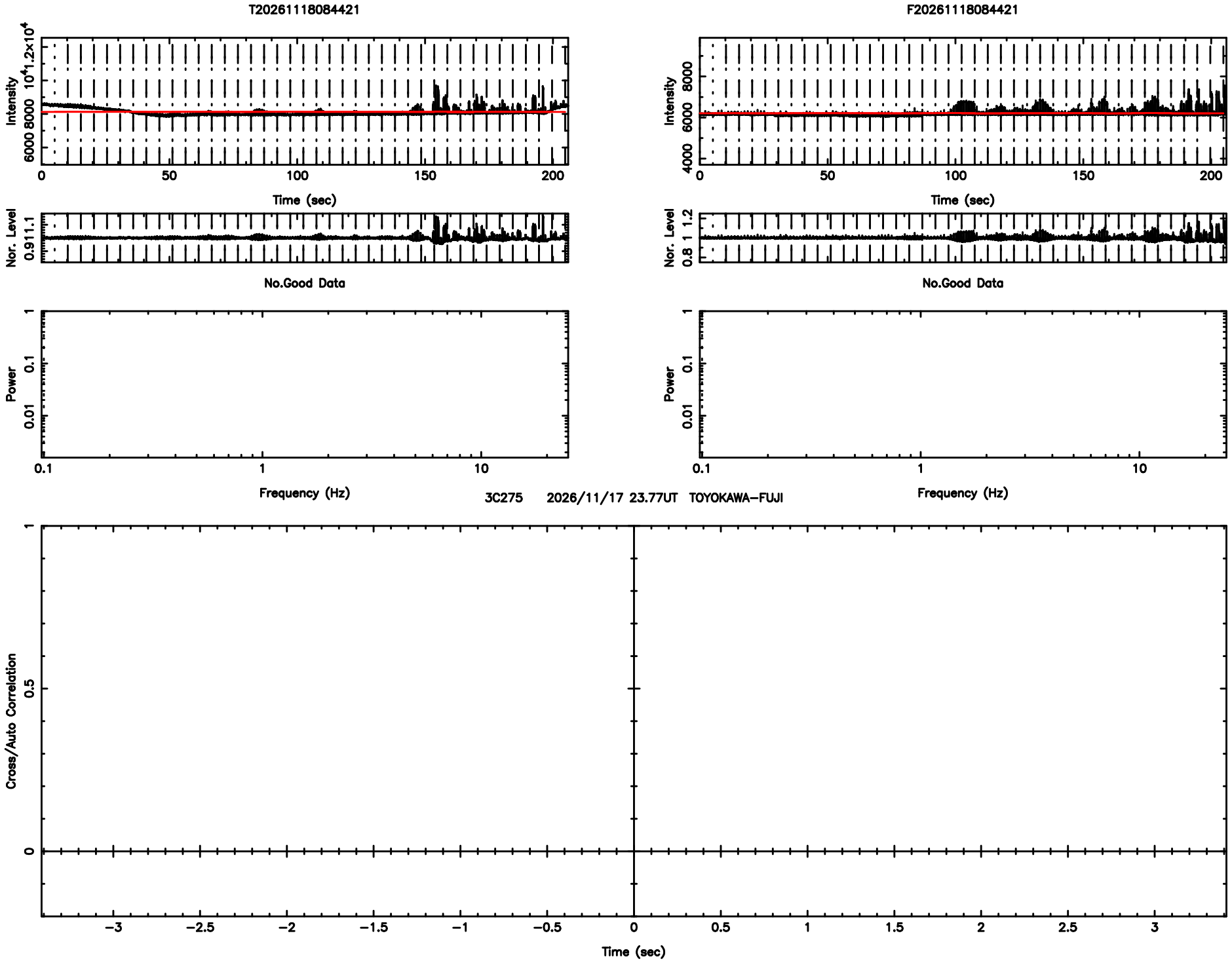
T20261118084421
F20261118084421
Intensity
Time (sec)
Nor. Level
No.Good Data
Power
Frequency (Hz)
3C275 2026/11/17 23.77UT TOYOKAWA-FUJI
Cross/Auto Correlation
Time (sec)

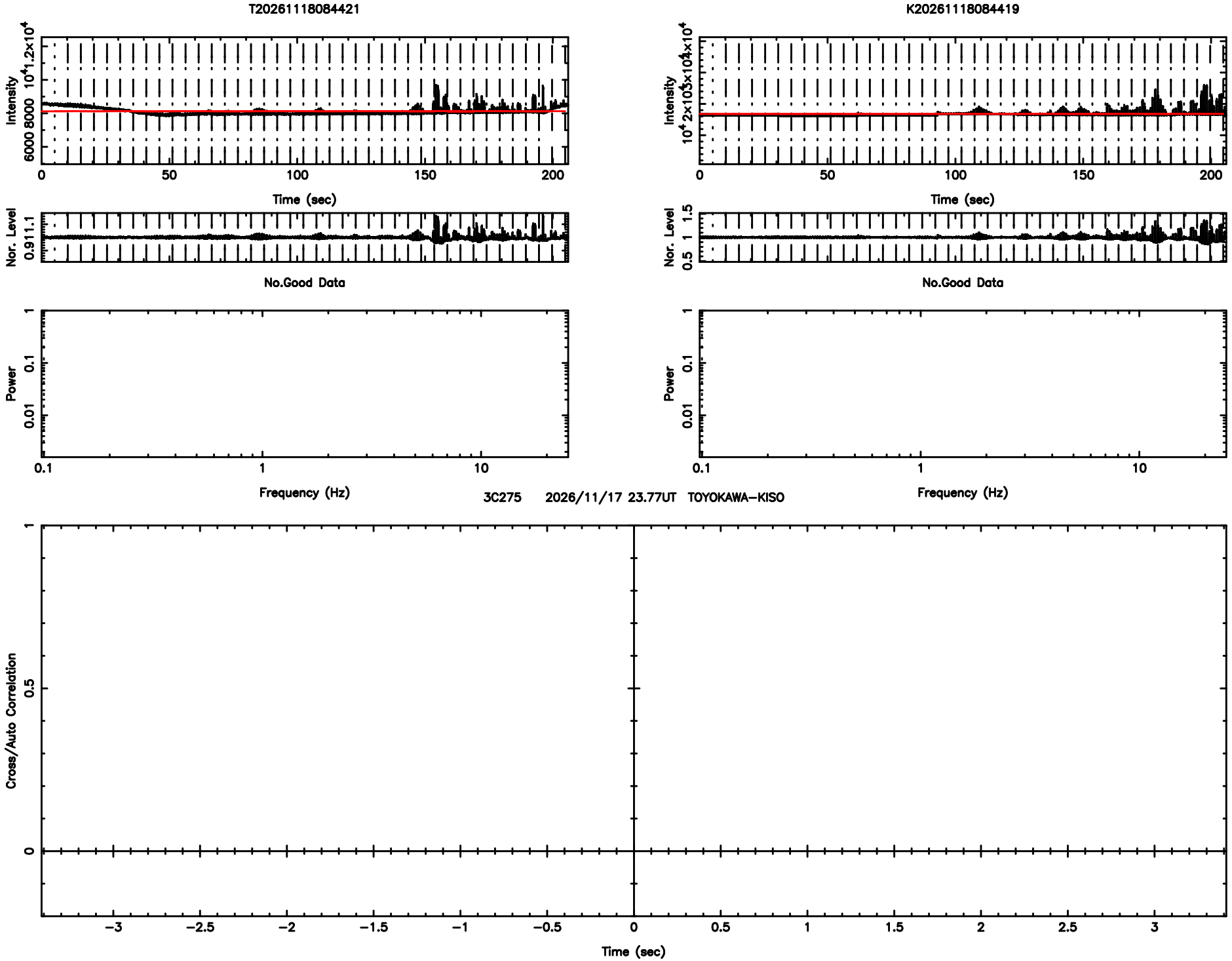
T20261118084421
K20261118084419
Intensity
Time (sec)
Nor. Level
No.Good Data
Power
Frequency (Hz)
3C275 2026/11/17 23.77UT TOYOKAWA-KISO
Cross/Auto Correlation
Time (sec)

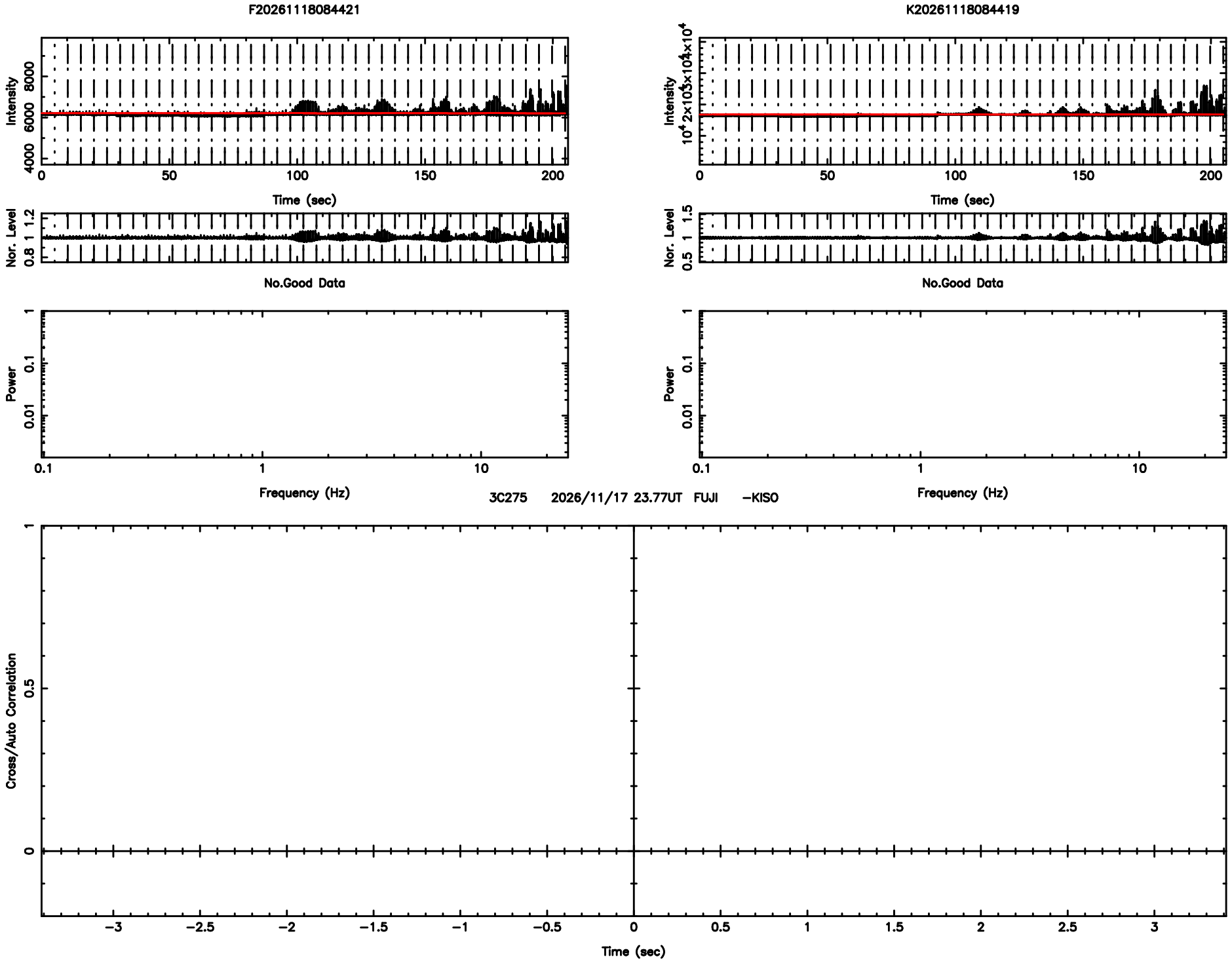
F20261118084421
K20261118084419
Intensity
Time (sec)
Nor. Level
No.Good Data
Power
Frequency (Hz)
3C275 2026/11/17 23.77UT FUJI -KISO
Cross/Auto Correlation
Time (sec)

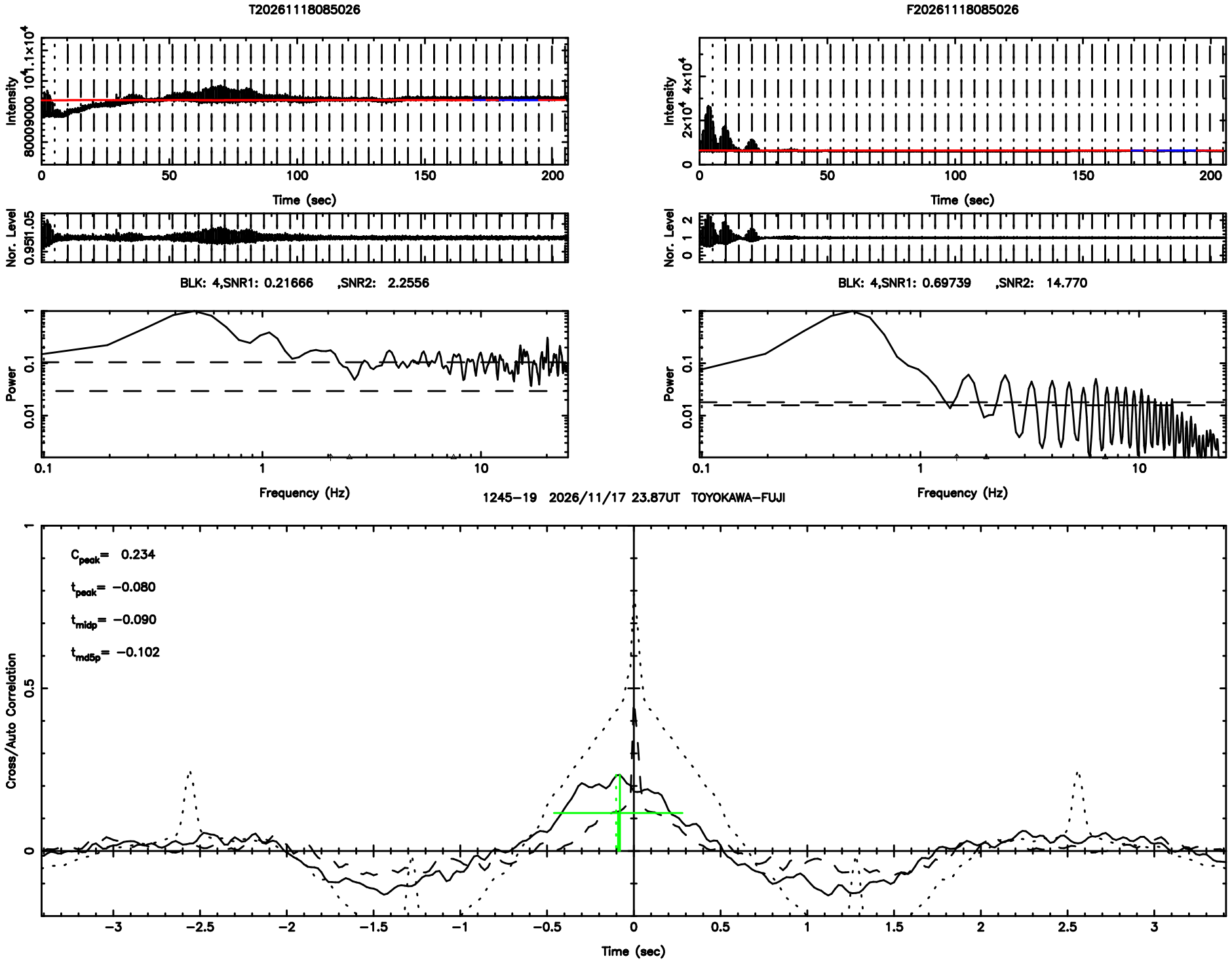
T20261118085026
F20261118085026
Intensity
Time (sec)
Nor. Level
BLK: 4,SNR1: 0.21666 ,SNR2: 2.2556
BLK: 4,SNR1: 0.69739 ,SNR2: 14.770
Power
Frequency (Hz)
1245−19 2026/11/17 23.87UT TOYOKAWA−FUJI
C_{peak}= 0.234
t_{peak}= −0.080
t_{midp}= −0.090
t_{md5p}= −0.102
Cross/Auto Correlation
Time (sec)

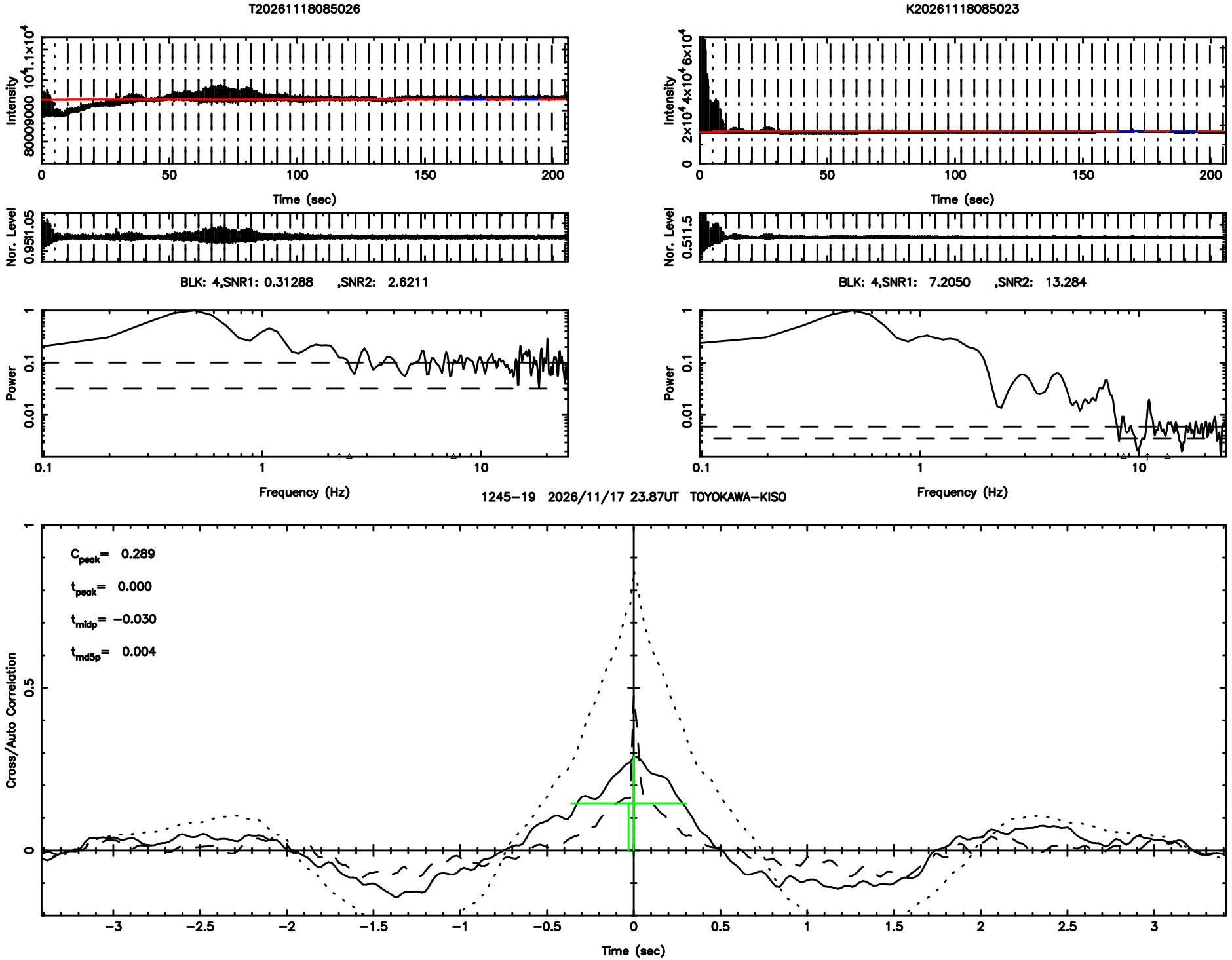
T20261118085026
K20261118085023
Intensity
Time (sec)
Nor. Level
BLK: 4,SNR1: 0.31288 ,SNR2: 2.6211
BLK: 4,SNR1: 7.2050 ,SNR2: 13.284
Power
Frequency (Hz)
1245−19 2026/11/17 23.87UT TOYOKAWA−KISO
C_{peak}= 0.289
t_{peak}= 0.000
t_{midp}= −0.030
t_{md5p}= 0.004
Cross/Auto Correlation
Time (sec)

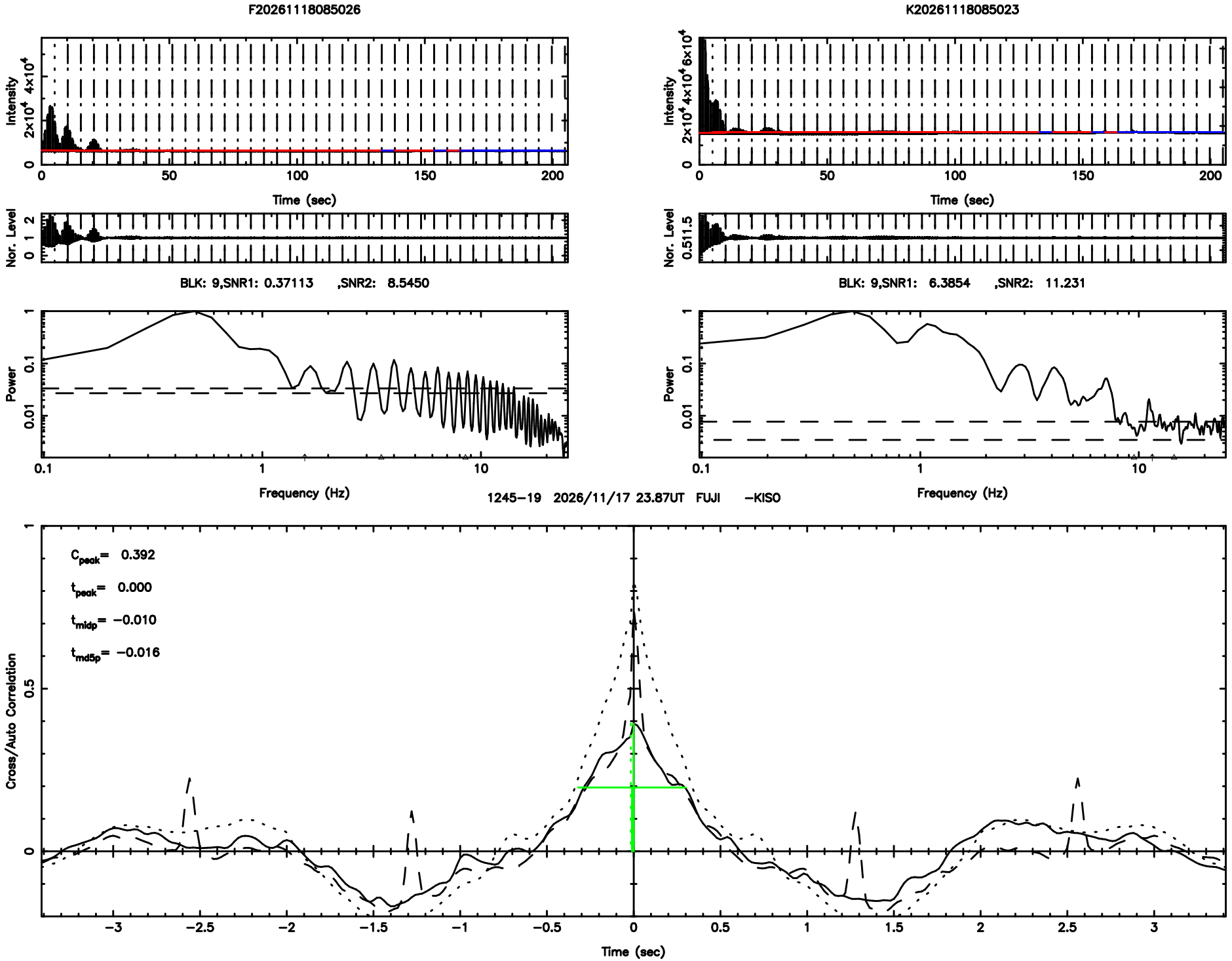
F20261118085026
K20261118085023
Intensity
Time (sec)
Nor. Level
BLK: 9,SNR1: 0.37113 ,SNR2: 8.5450
BLK: 9,SNR1: 6.3854 ,SNR2: 11.231
Power
Frequency (Hz)
1245−19 2026/11/17 23.87UT FUJI −KISO
C_peak= 0.392
t_peak= 0.000
t_midp= −0.010
t_md5p= −0.016
Cross/Auto Correlation
Time (sec)

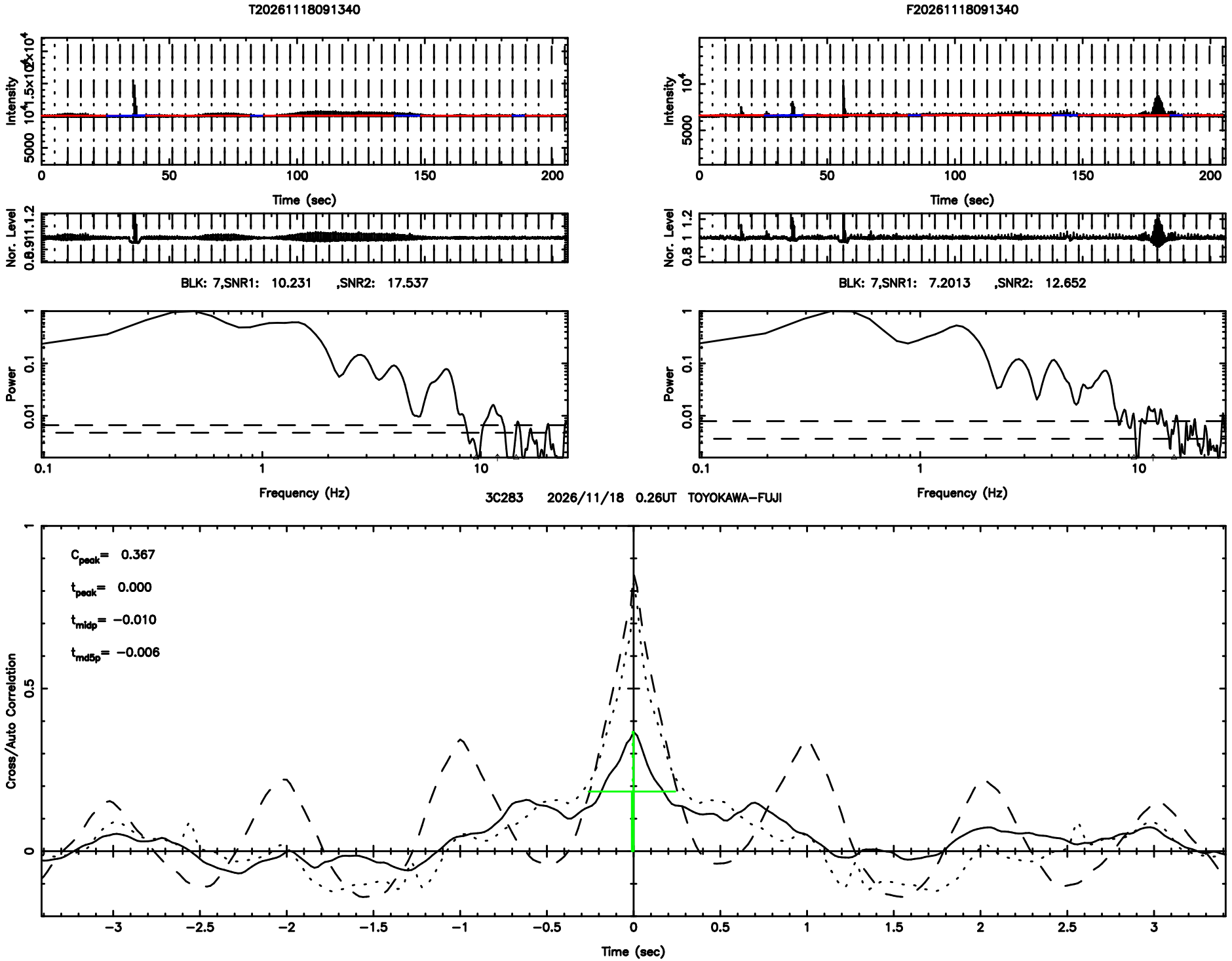
T20261118091340
F20261118091340
Intensity
Time (sec)
Nor. Level
BLK: 7,SNR1: 10.231 ,SNR2: 17.537
BLK: 7,SNR1: 7.2013 ,SNR2: 12.652
Power
Frequency (Hz)
3C283 2026/11/18 0.26UT TOYOKAWA-FUJI
C_peak= 0.367
t_peak= 0.000
t_midp= −0.010
t_md5p= −0.006
Cross/Auto Correlation
Time (sec)

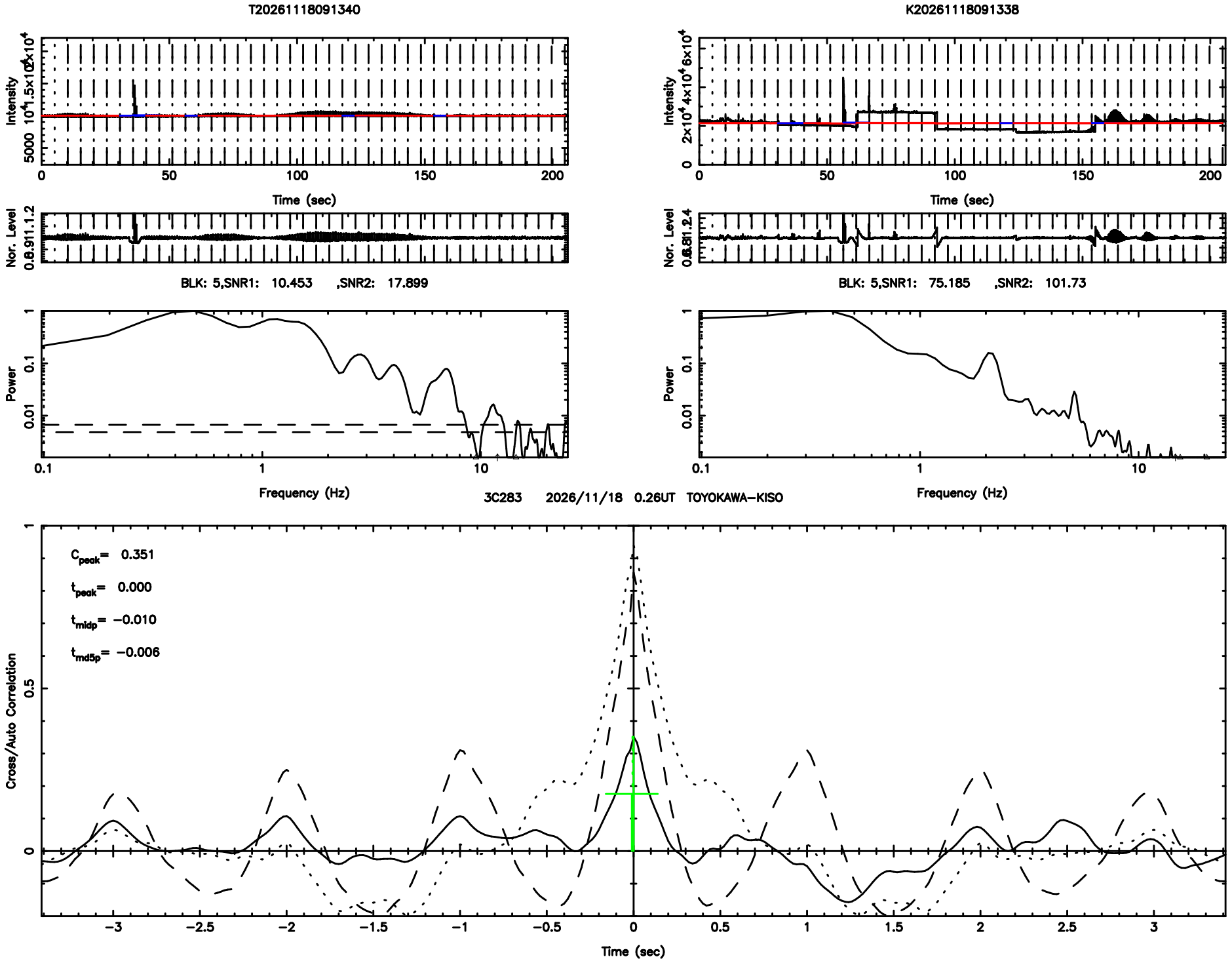
T20261118091340
K20261118091338
Intensity
Time (sec)
Nor. Level
BLK: 5,SNR1: 10.453 ,SNR2: 17.899
BLK: 5,SNR1: 75.185 ,SNR2: 101.73
Power
Frequency (Hz)
3C283 2026/11/18 0.26UT TOYOKAWA-KISO
C_{peak}= 0.351
t_{peak}= 0.000
t_{midp}= −0.010
t_{md5p}= −0.006
Cross/Auto Correlation
Time (sec)

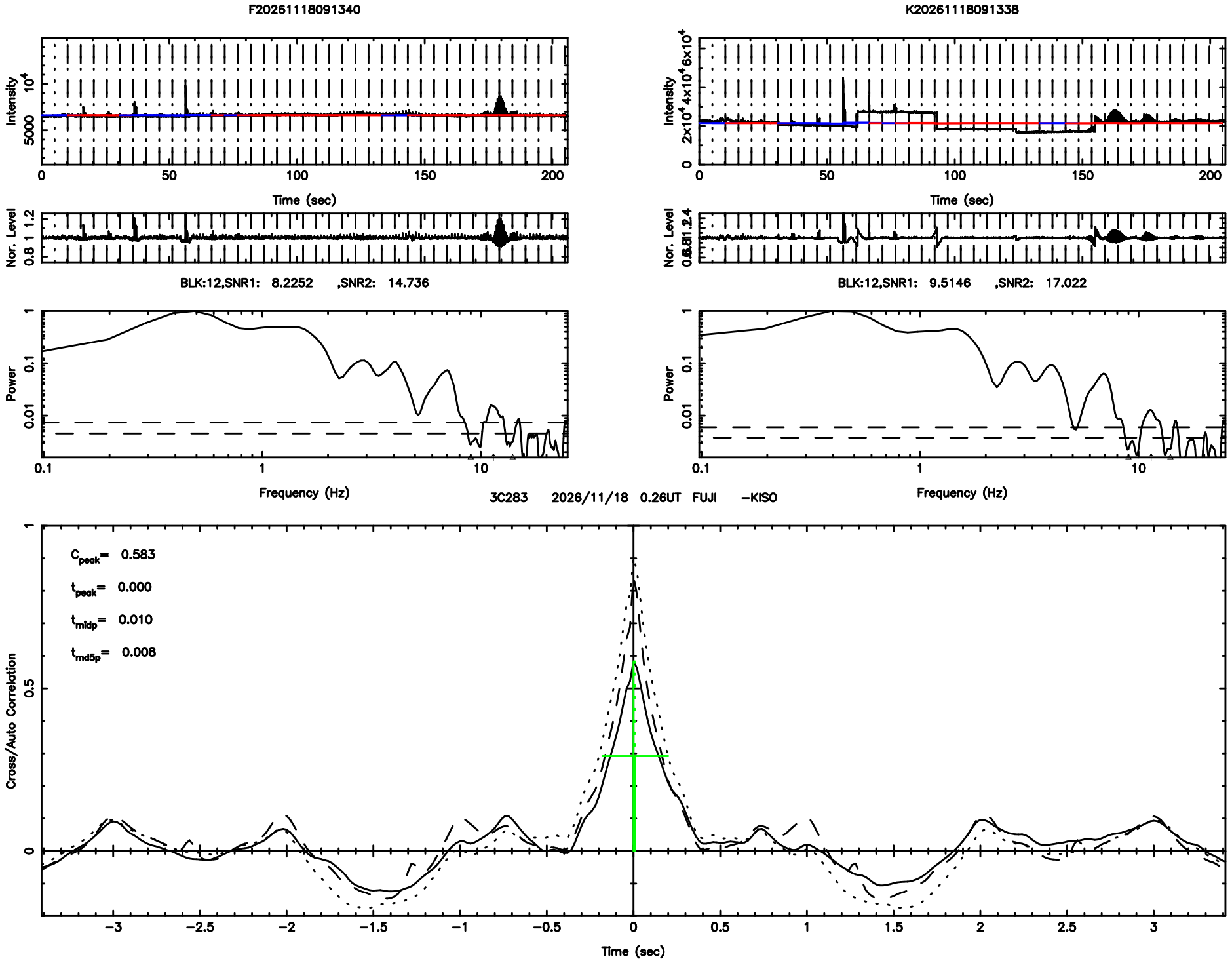
F20261118091340
K20261118091338
Intensity
Time (sec)
Nor. Level
BLK:12,SNR1: 8.2252 ,SNR2: 14.736
BLK:12,SNR1: 9.5146 ,SNR2: 17.022
Power
Frequency (Hz)
3C283 2026/11/18 0.26UT FUJI -KISO
C_{peak}= 0.583
t_{peak}= 0.000
t_{midp}= 0.010
t_{md5p}= 0.008
Cross/Auto Correlation
Time (sec)

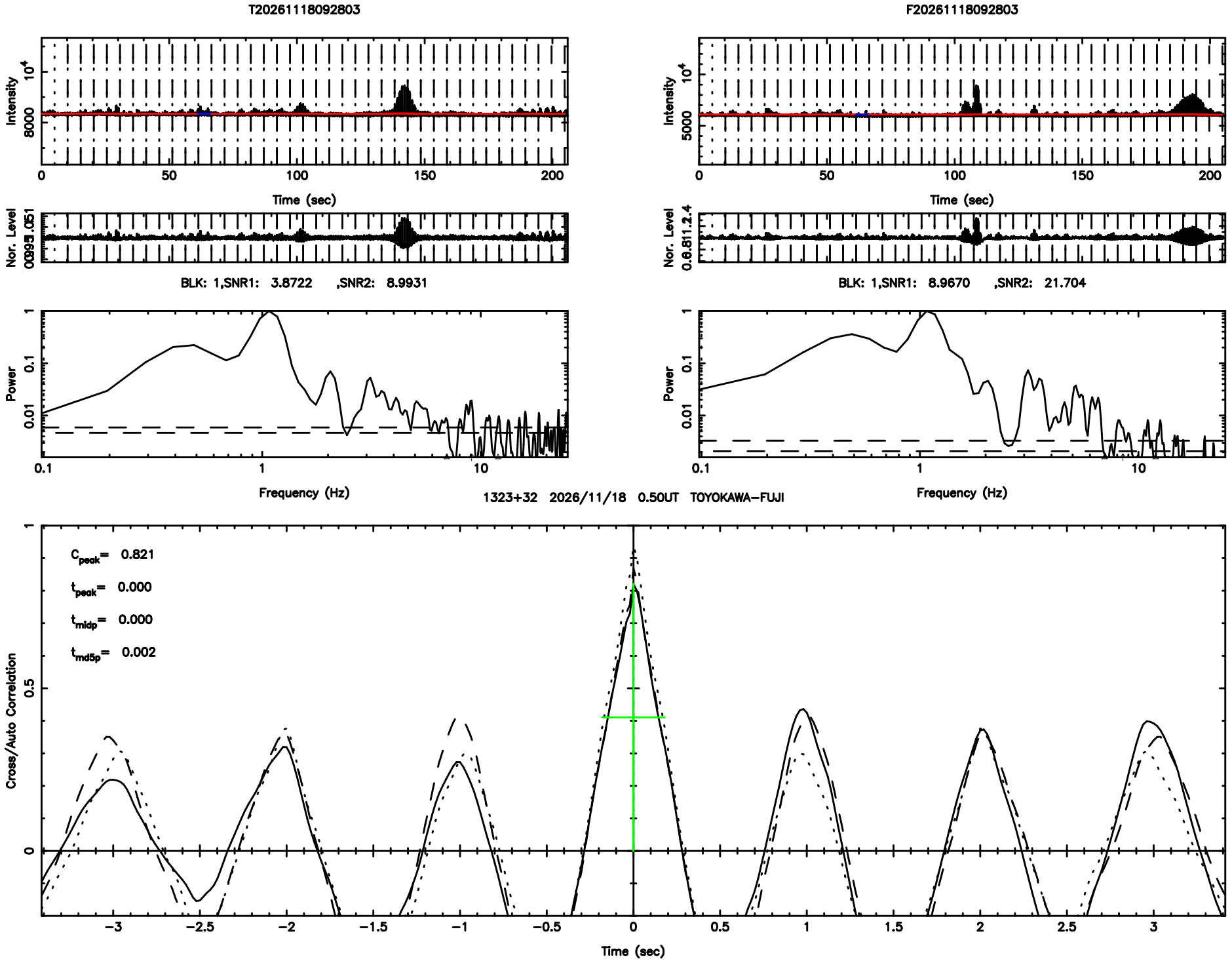
T20261118092803
F20261118092803
Intensity
Time (sec)
Nor. Level
BLK: 1,SNR1: 3.8722 ,SNR2: 8.9931
BLK: 1,SNR1: 8.9670 ,SNR2: 21.704
Power
Frequency (Hz)
1323+32 2026/11/18 0.50UT TOYOKAWA-FUJI
C_peak= 0.821
t_peak= 0.000
t_midp= 0.000
t_md5p= 0.002
Cross/Auto Correlation
Time (sec)

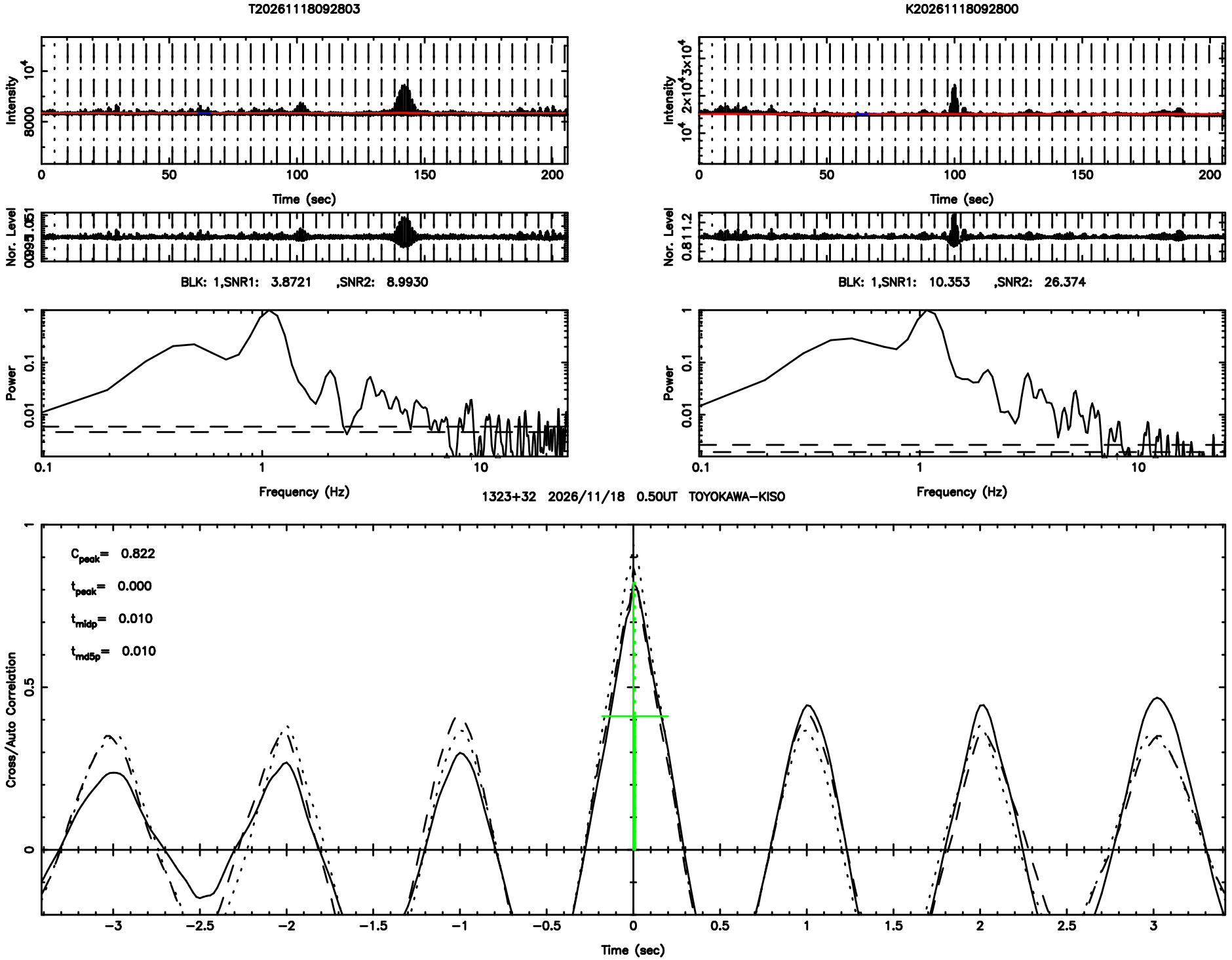
T20261118092803
K20261118092800
Intensity
Time (sec)
Nor. Level
BLK: 1,SNR1: 3.8721 ,SNR2: 8.9930
BLK: 1,SNR1: 10.353 ,SNR2: 26.374
Power
Frequency (Hz)
1323+32 2026/11/18 0.50UT TOYOKAWA-KISO
C_peak= 0.822
t_peak= 0.000
t_midp= 0.010
t_md5p= 0.010
Cross/Auto Correlation
Time (sec)

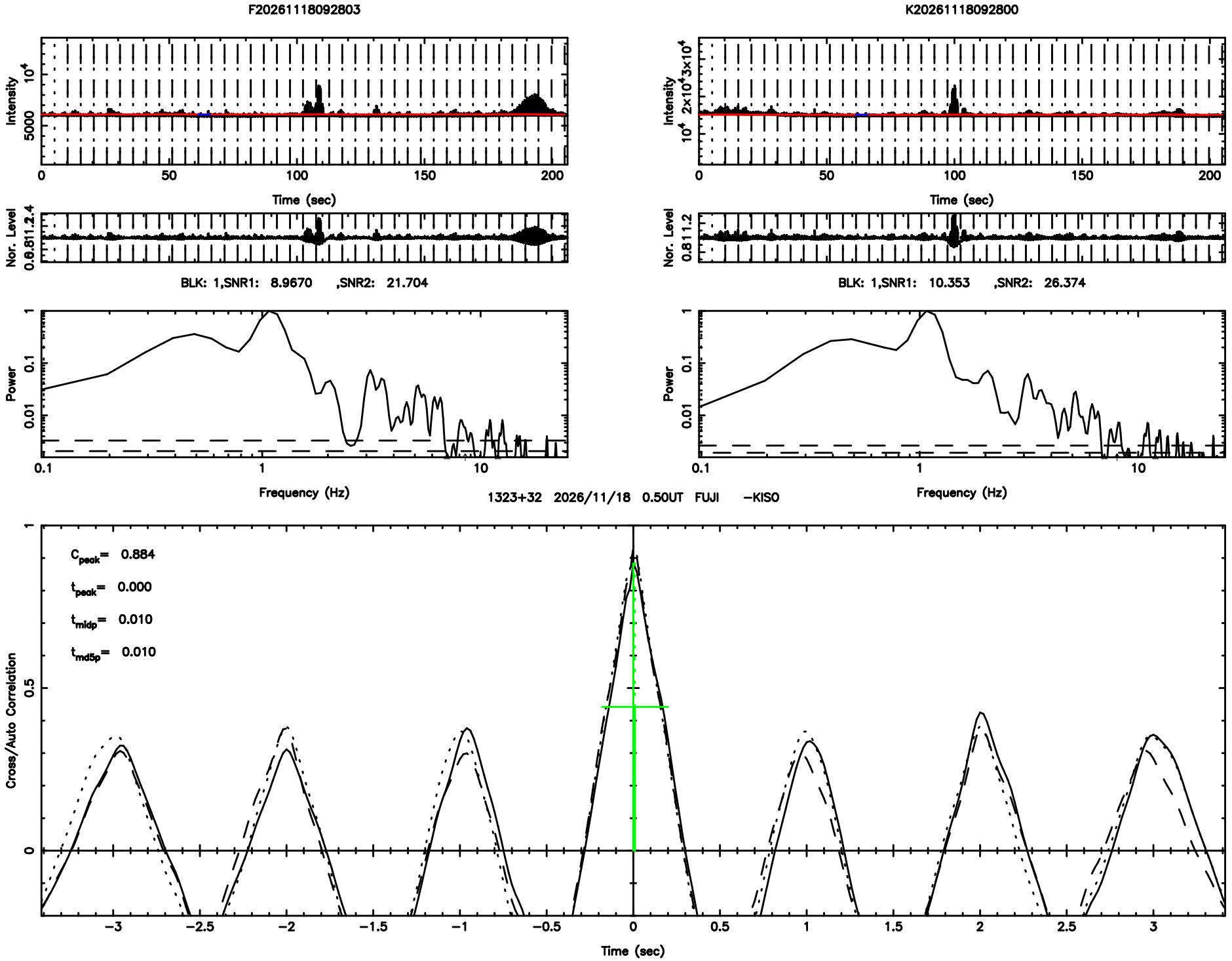
F20261118092803
K20261118092800
Intensity
Time (sec)
Nor. Level
BLK: 1,SNR1: 8.9670 ,SNR2: 21.704
BLK: 1,SNR1: 10.353 ,SNR2: 26.374
Power
Frequency (Hz)
1323+32 2026/11/18 0.50UT FUJI -KISO
C_{peak}= 0.884
t_{peak}= 0.000
t_{mldp}= 0.010
t_{md5p}= 0.010
Cross/Auto Correlation
Time (sec)

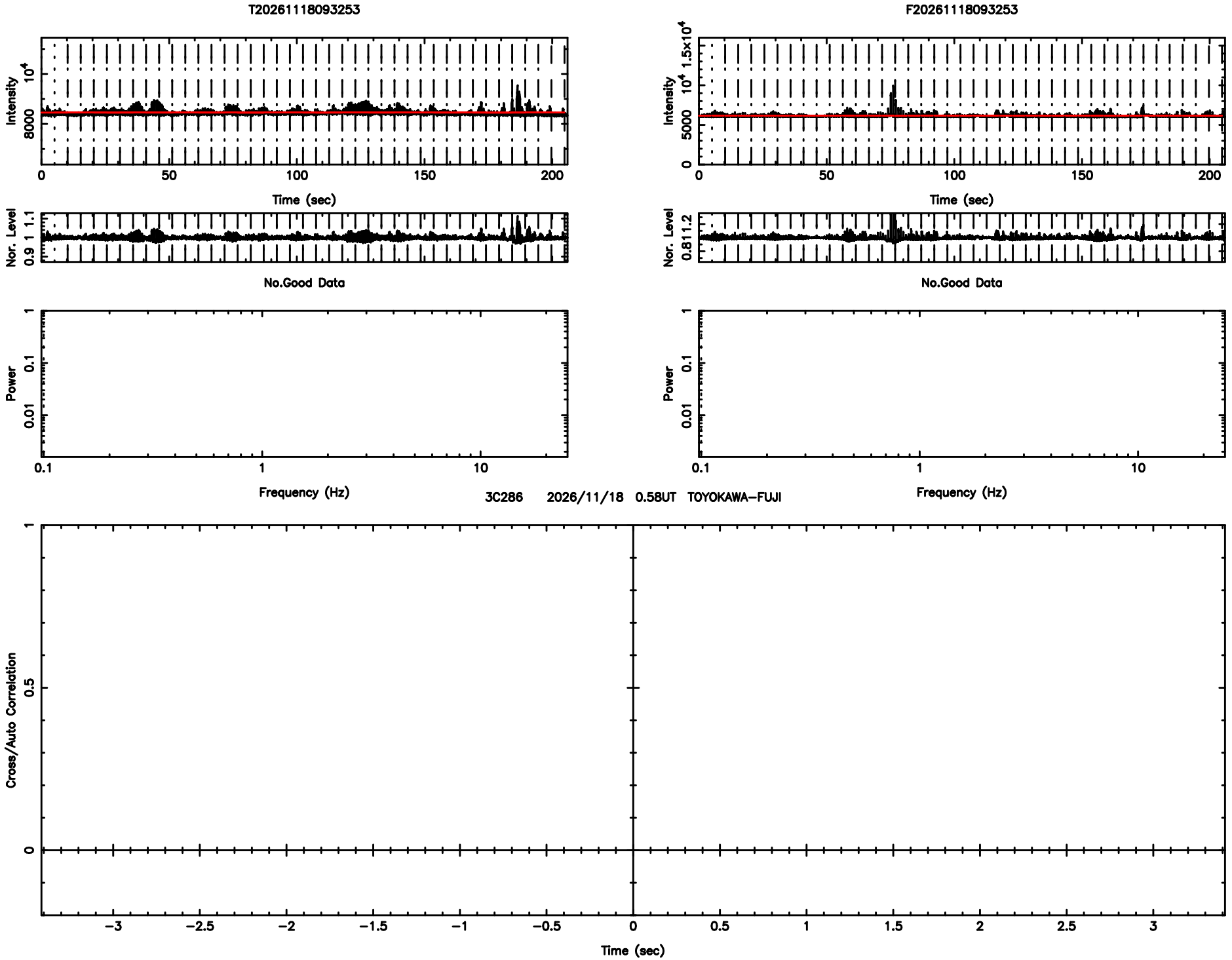
T20261118093253
F20261118093253
Intensity
Time (sec)
Nor. Level
No.Good Data
Power
Frequency (Hz)
3C286 2026/11/18 0.58UT TOYOKAWA-FUJI
Cross/Auto Correlation
Time (sec)

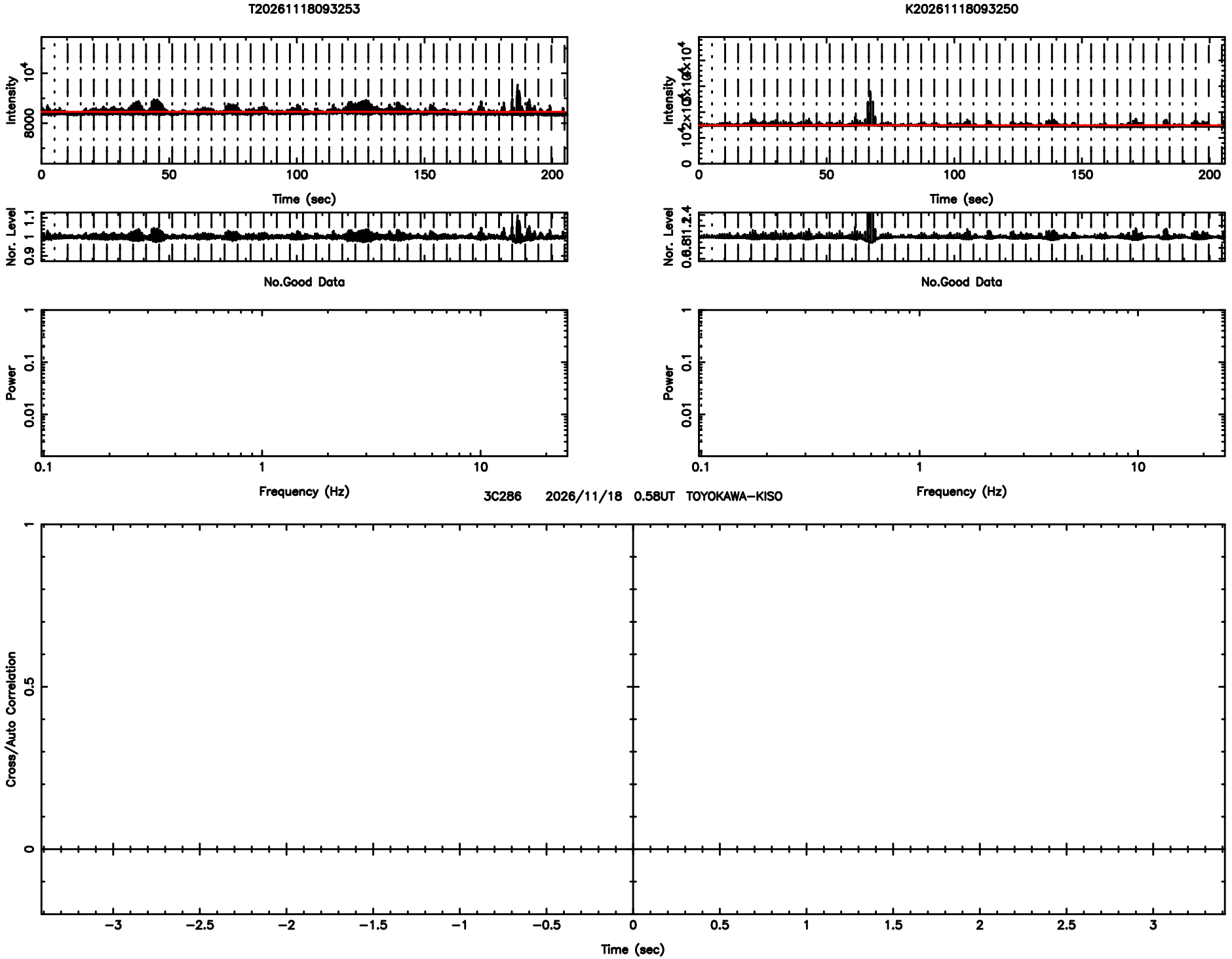
T20261118093253
K20261118093250
Intensity
Time (sec)
Nor. Level
No.Good Data
Power
Frequency (Hz)
3C286 2026/11/18 0.58UT TOYOKAWA-KISO
Cross/Auto Correlation
Time (sec)

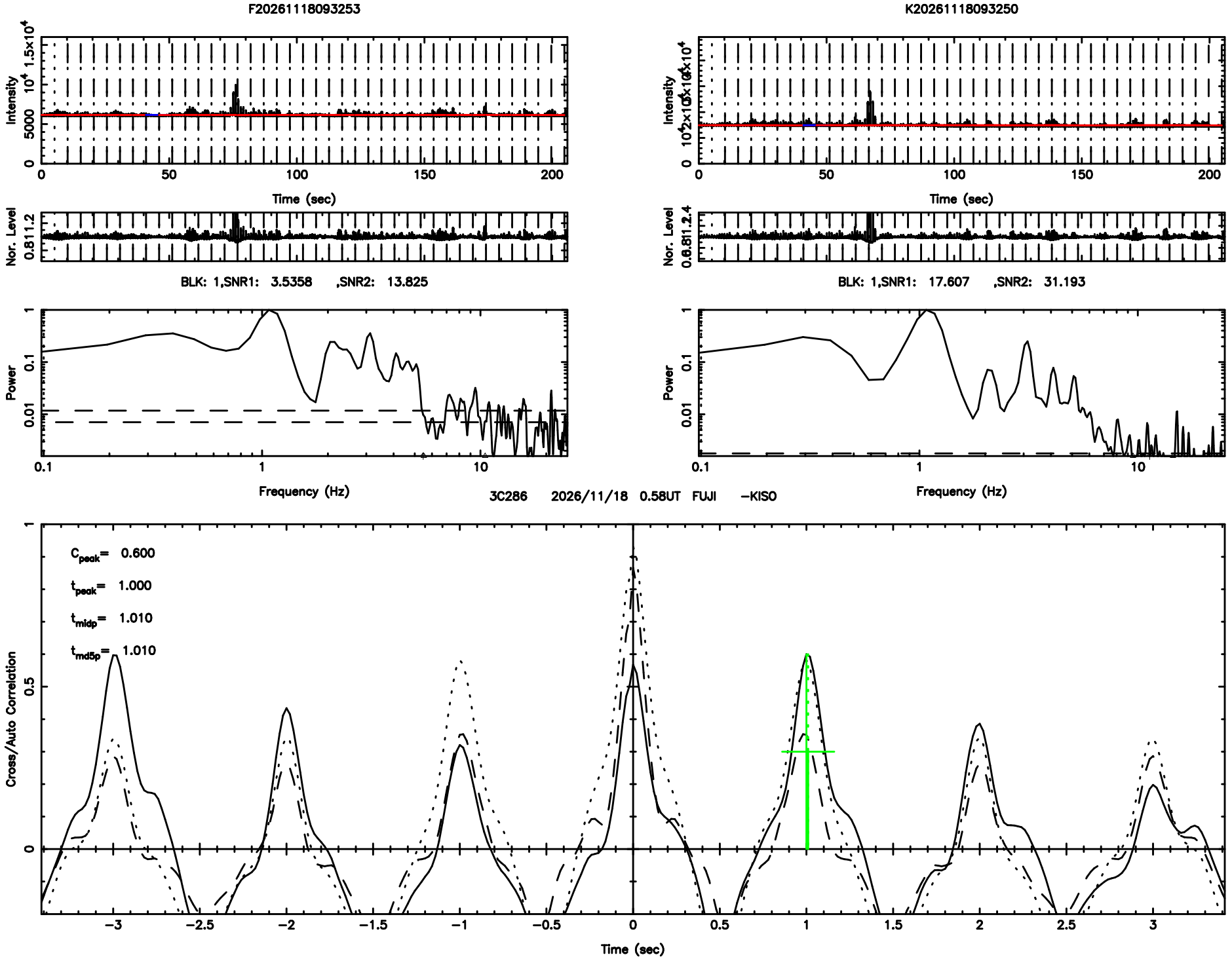
F20261118093253
K20261118093250
Intensity
Time (sec)
Nor. Level
BLK: 1,SNR1: 3.5358 ,SNR2: 13.825
BLK: 1,SNR1: 17.607 ,SNR2: 31.193
Power
Frequency (Hz)
3C286 2026/11/18 0.58UT FUJI -KISO
C_{peak}= 0.600
t_{peak}= 1.000
t_{midp}= 1.010
t_{md5p}= 1.010
Cross/Auto Correlation
Time (sec)

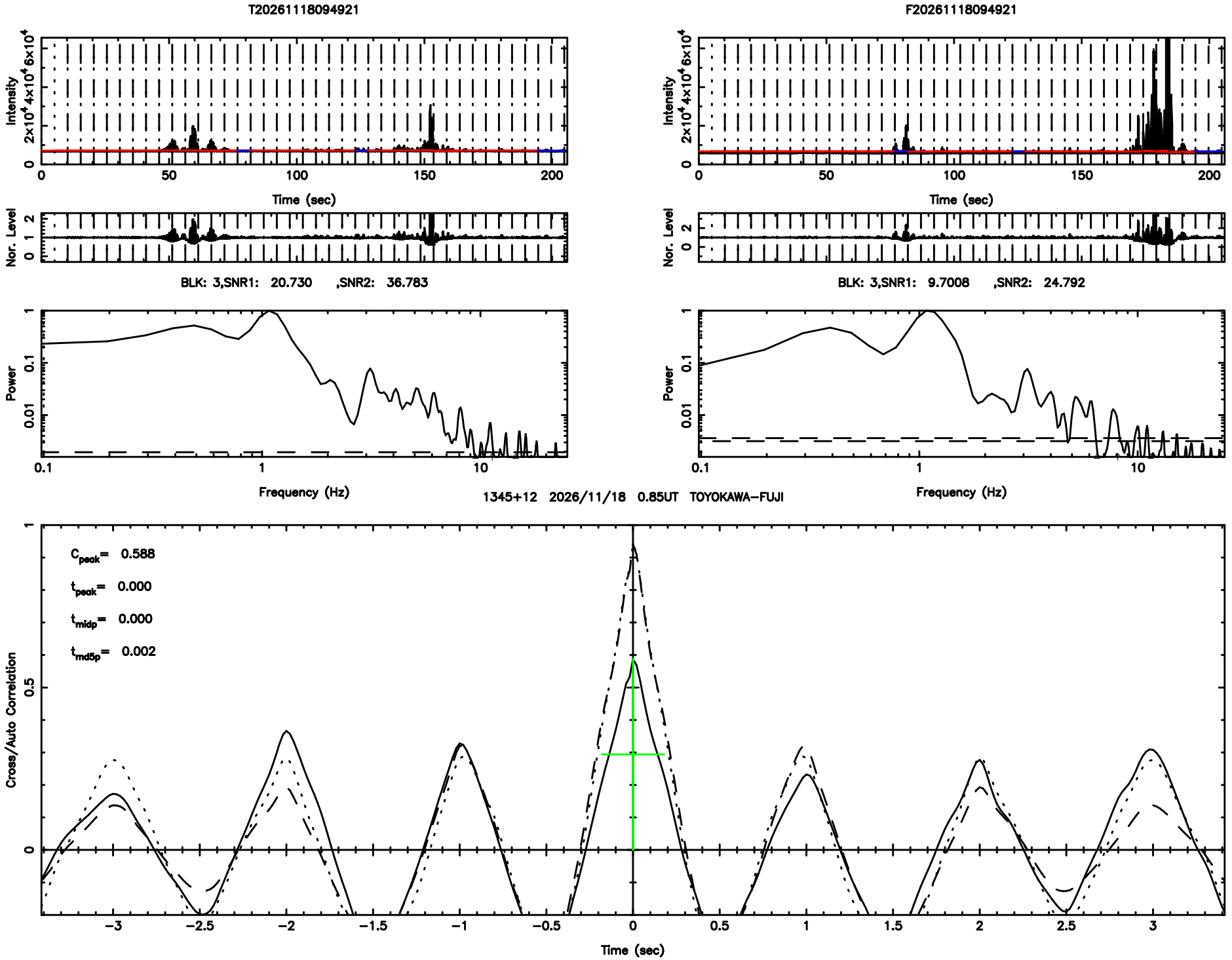
T20261118094921
F20261118094921
Intensity
Time (sec)
Nor. Level
BLK: 3,SNR1: 20.730 ,SNR2: 36.783
BLK: 3,SNR1: 9.7008 ,SNR2: 24.792
Power
Frequency (Hz)
1345+12 2026/11/18 0.85UT TOYOKAWA-FUJI
C_peak= 0.588
t_peak= 0.000
t_midp= 0.000
t_md5p= 0.002
Cross/Auto Correlation
Time (sec)

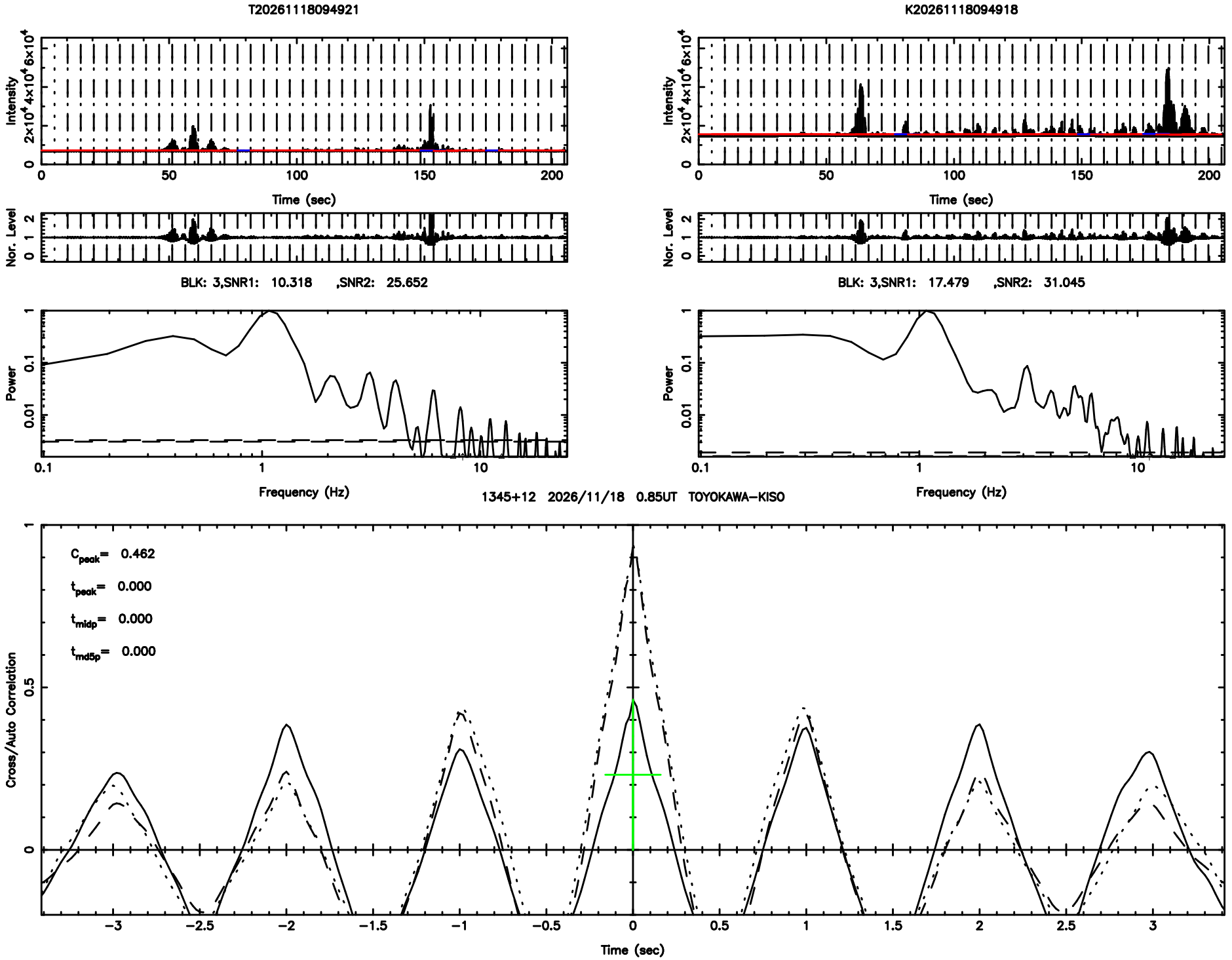
T20261118094921
K20261118094918
Intensity
Time (sec)
Nor. Level
BLK: 3,SNR1: 10.318 ,SNR2: 25.652
BLK: 3,SNR1: 17.479 ,SNR2: 31.045
Power
Frequency (Hz)
1345+12 2026/11/18 0.85UT TOYOKAWA-KISO
C_peak= 0.462
t_peak= 0.000
t_midp= 0.000
t_md5p= 0.000
Cross/Auto Correlation
Time (sec)

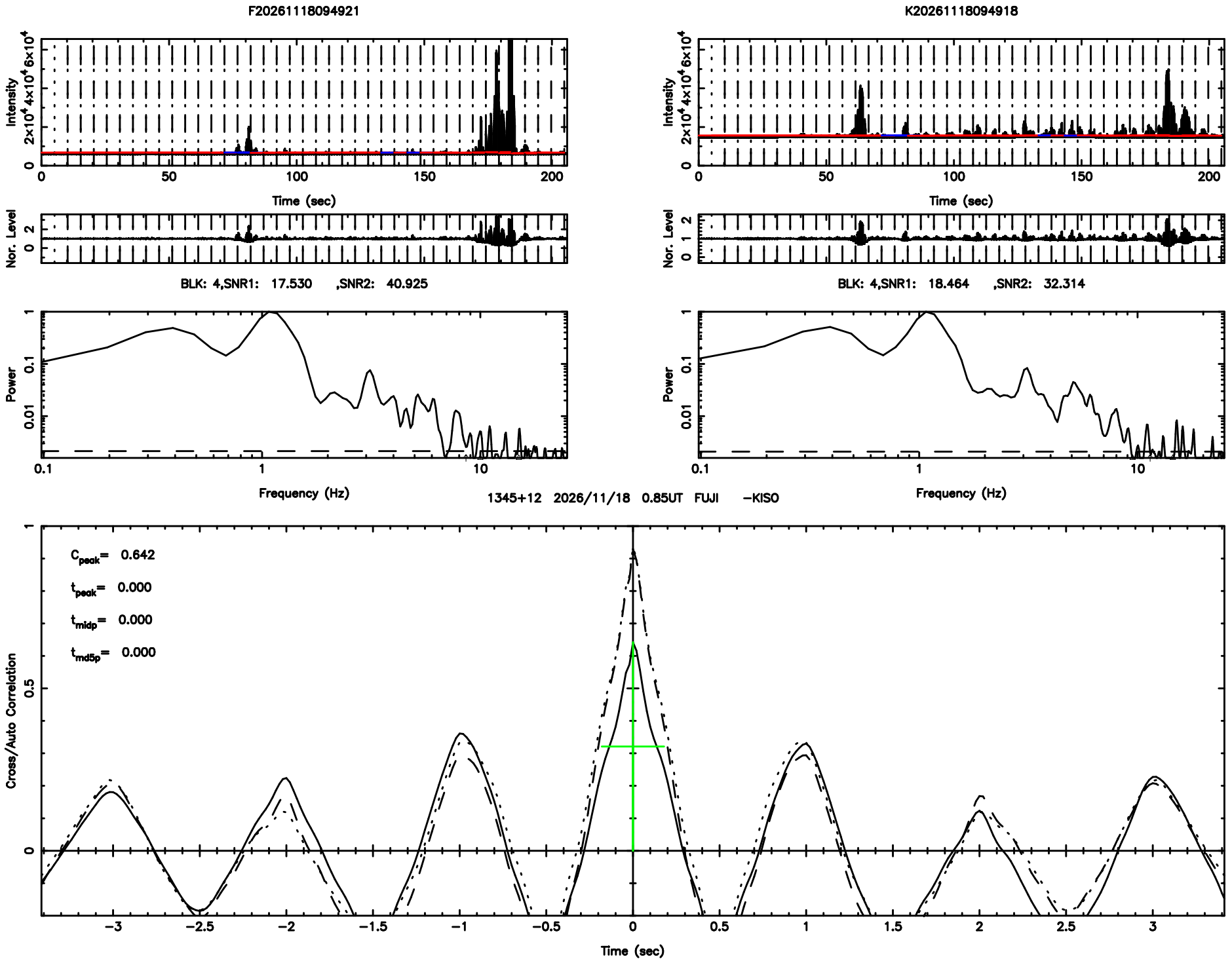
F20261118094921
K20261118094918
Intensity
Time (sec)
Nor. Level
BLK: 4,SNR1: 17.530 ,SNR2: 40.925
BLK: 4,SNR1: 18.464 ,SNR2: 32.314
Power
Frequency (Hz)
1345+12 2026/11/18 0.85UT FUJI -KISO
C_peak= 0.642
t_peak= 0.000
t_midp= 0.000
t_md5p= 0.000
Cross/Auto Correlation
Time (sec)

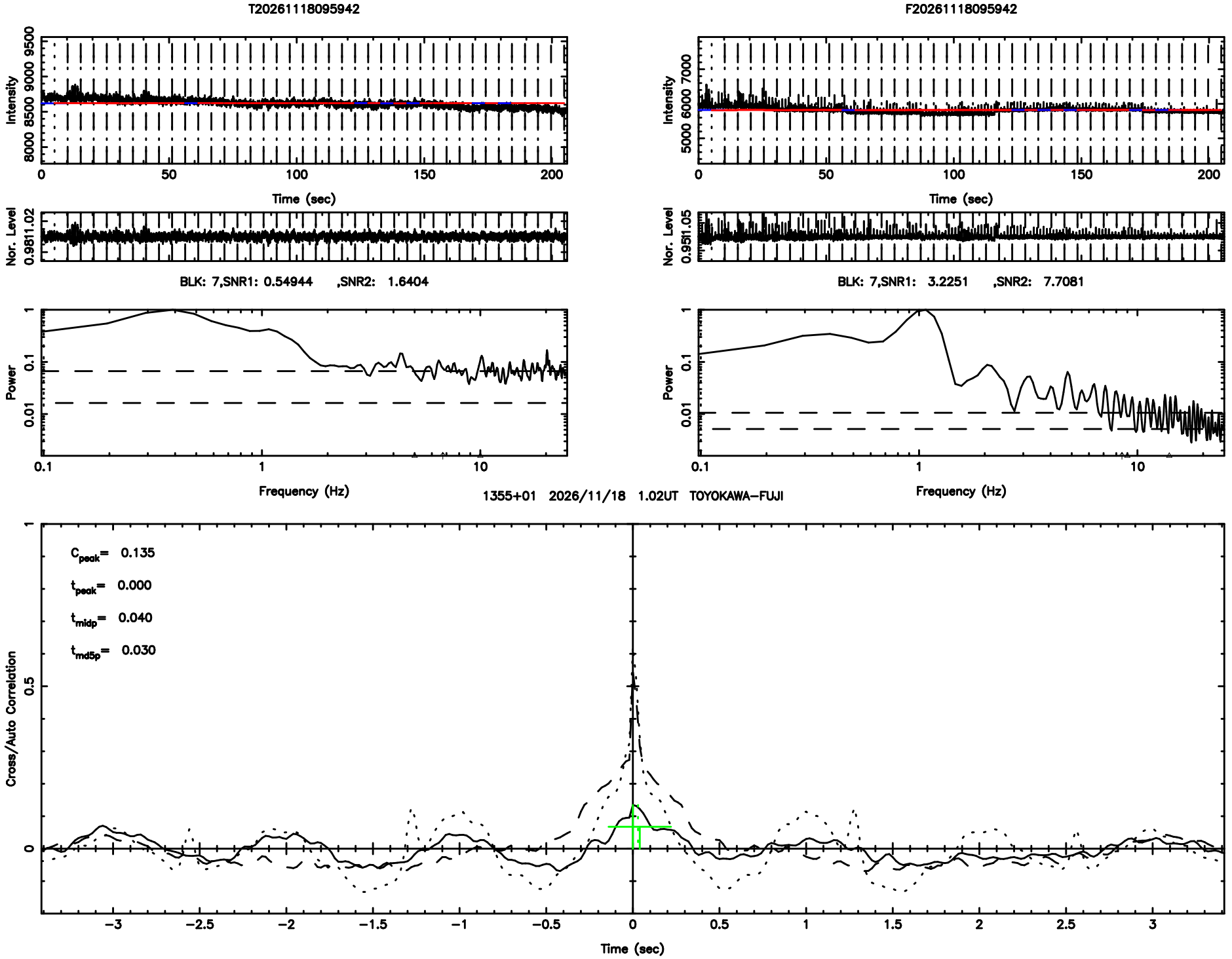
T20261118095942
F20261118095942
Intensity
8000 8500 9000 9500
5000 6000 7000
0
50
100
150
200
Time (sec)
Nor. Level
0.9811.02
0.9511.05
BLK: 7,SNR1: 0.54944 ,SNR2: 1.6404
BLK: 7,SNR1: 3.2251 ,SNR2: 7.7081
Power
1
0.1
0.01
0.1
1
10
Frequency (Hz)
1355+01 2026/11/18 1.02UT TOYOKAWA-FUJI
Cross/Auto Correlation
C_{peak}= 0.135
t_{peak}= 0.000
t_{midp}= 0.040
t_{md5p}= 0.030
0.5
0
−3
−2.5
−2
−1.5
−1
−0.5
0.5
1
1.5
2
2.5
3
Time (sec)

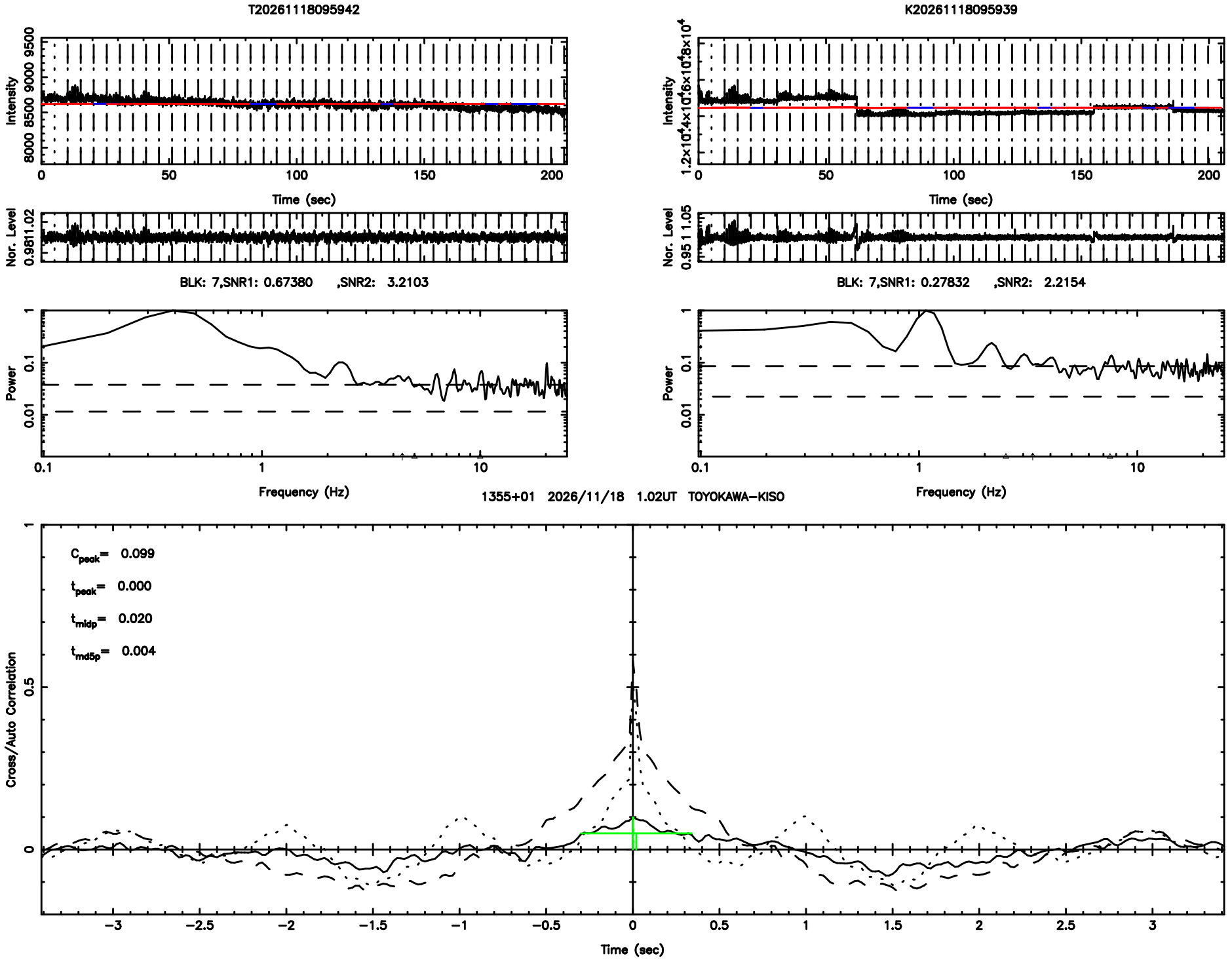
T20261118095942
K20261118095939
Intensity
Time (sec)
Nor. Level
BLK: 7,SNR1: 0.67380 ,SNR2: 3.2103
BLK: 7,SNR1: 0.27832 ,SNR2: 2.2154
Power
Frequency (Hz)
1355+01 2026/11/18 1.02UT TOYOKAWA-KISO
C_peak= 0.099
t_peak= 0.000
t_mldp= 0.020
t_md5p= 0.004
Cross/Auto Correlation
Time (sec)

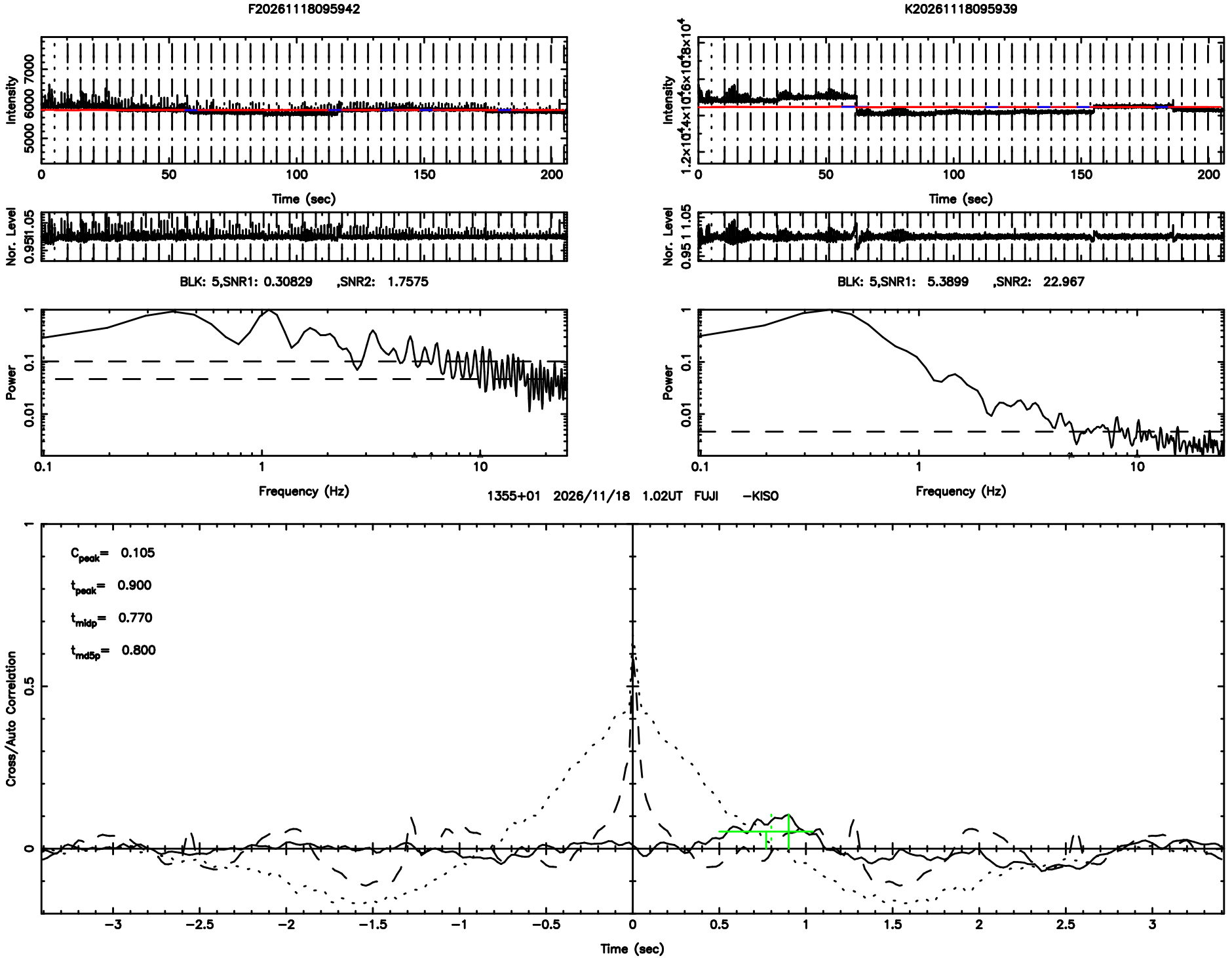
F20261118095942
K20261118095939
Intensity
Time (sec)
Nor. Level
BLK: 5,SNR1: 0.30829 ,SNR2: 1.7575
BLK: 5,SNR1: 5.3899 ,SNR2: 22.967
Power
Frequency (Hz)
1355+01 2026/11/18 1.02UT FUJI -KISO
C_peak= 0.105
t_peak= 0.900
t_mldp= 0.770
t_md5p= 0.800
Cross/Auto Correlation
Time (sec)

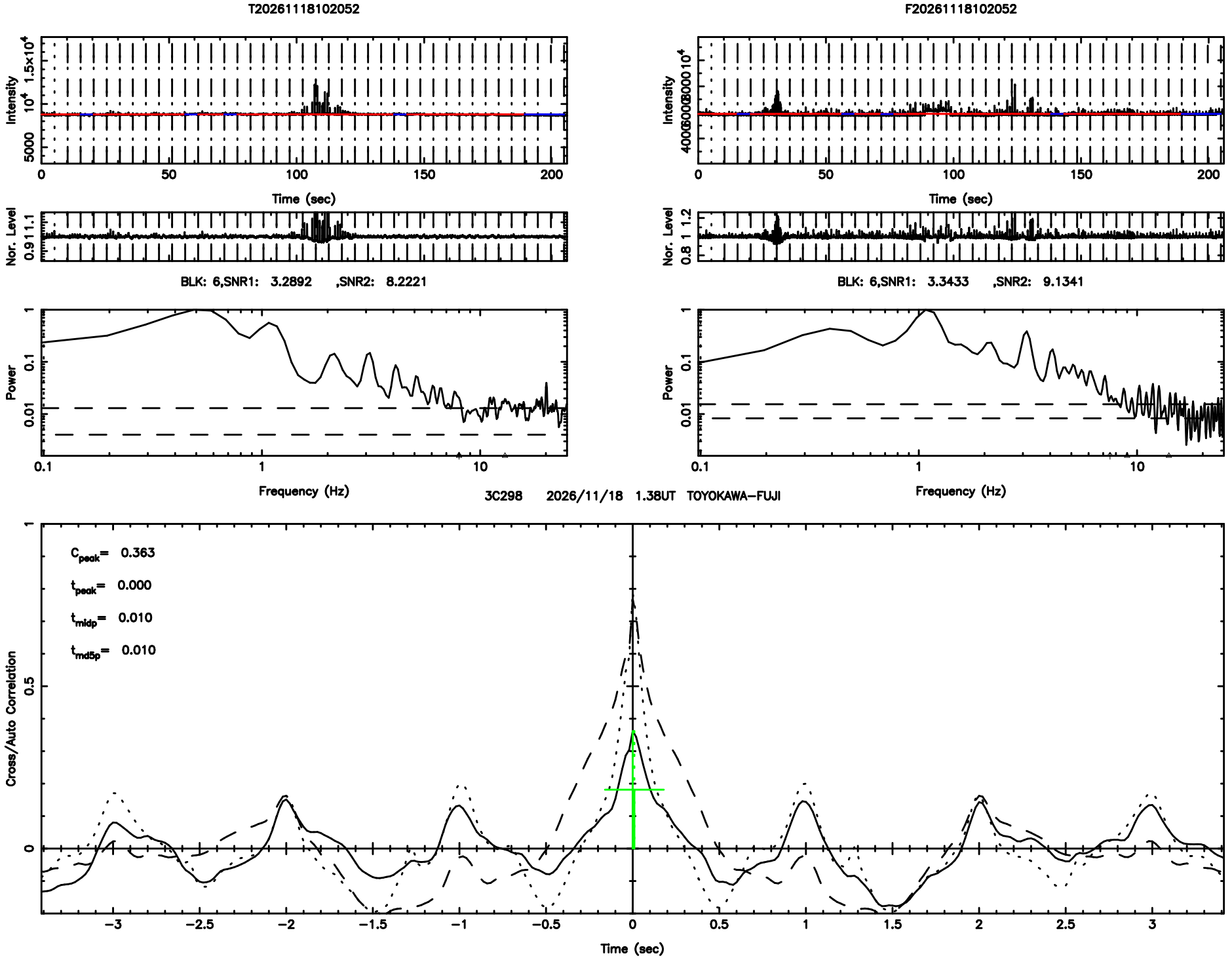
T20261118102052
F20261118102052
Intensity
Time (sec)
Nor. Level
BLK: 6,SNR1: 3.2892 ,SNR2: 8.2221
BLK: 6,SNR1: 3.3433 ,SNR2: 9.1341
Power
Frequency (Hz)
3C298 2026/11/18 1.38UT TOYOKAWA-FUJI
C_peak= 0.363
t_peak= 0.000
t_midp= 0.010
t_md5p= 0.010
Cross/Auto Correlation
Time (sec)

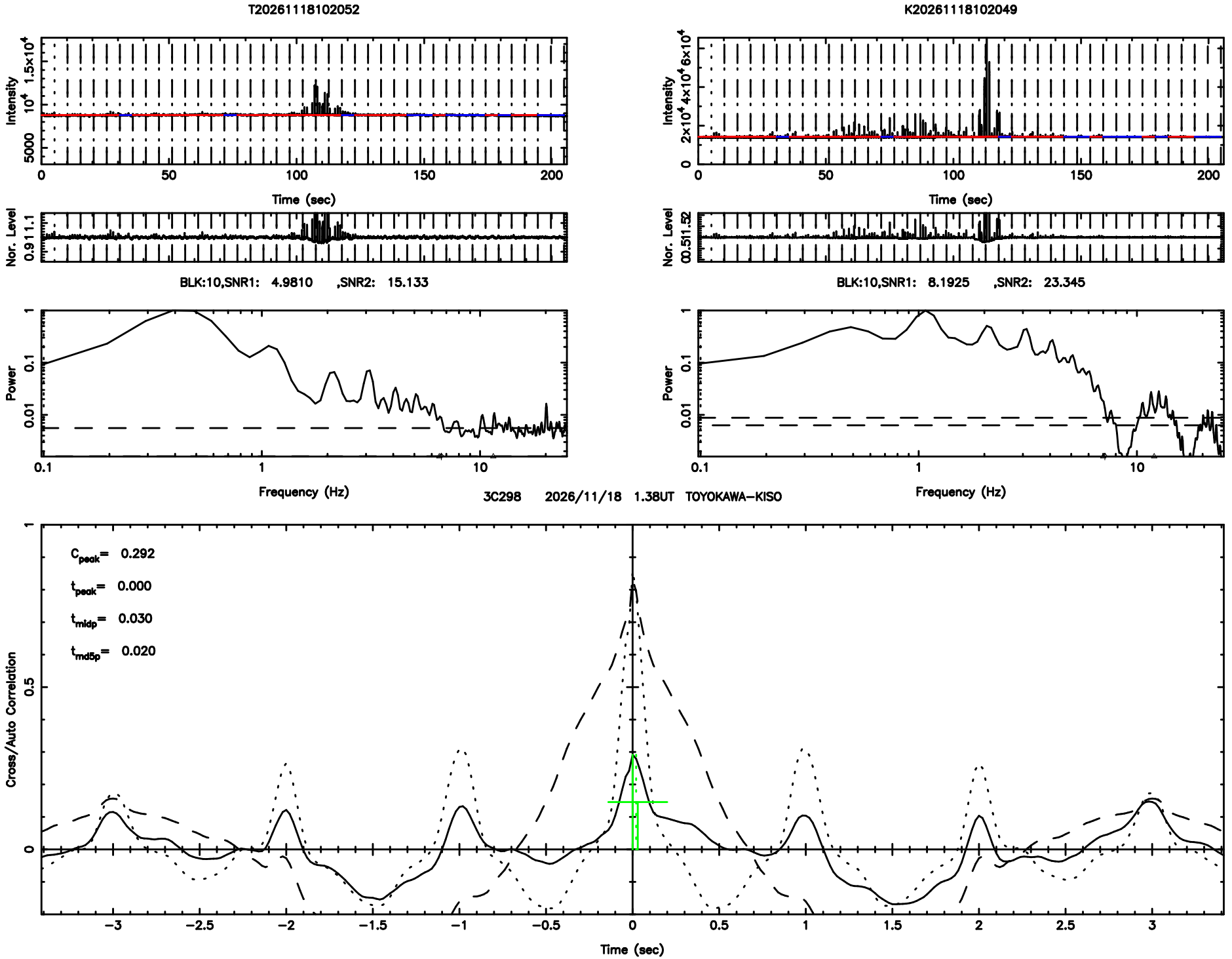
T20261118102052
K20261118102049
Intensity
Time (sec)
Nor. Level
BLK:10,SNR1: 4.9810 ,SNR2: 15.133
BLK:10,SNR1: 8.1925 ,SNR2: 23.345
Power
Frequency (Hz)
3C298 2026/11/18 1.38UT TOYOKAWA-KISO
C_{peak}= 0.292
t_{peak}= 0.000
t_{mldp}= 0.030
t_{md5p}= 0.020
Cross/Auto Correlation
Time (sec)

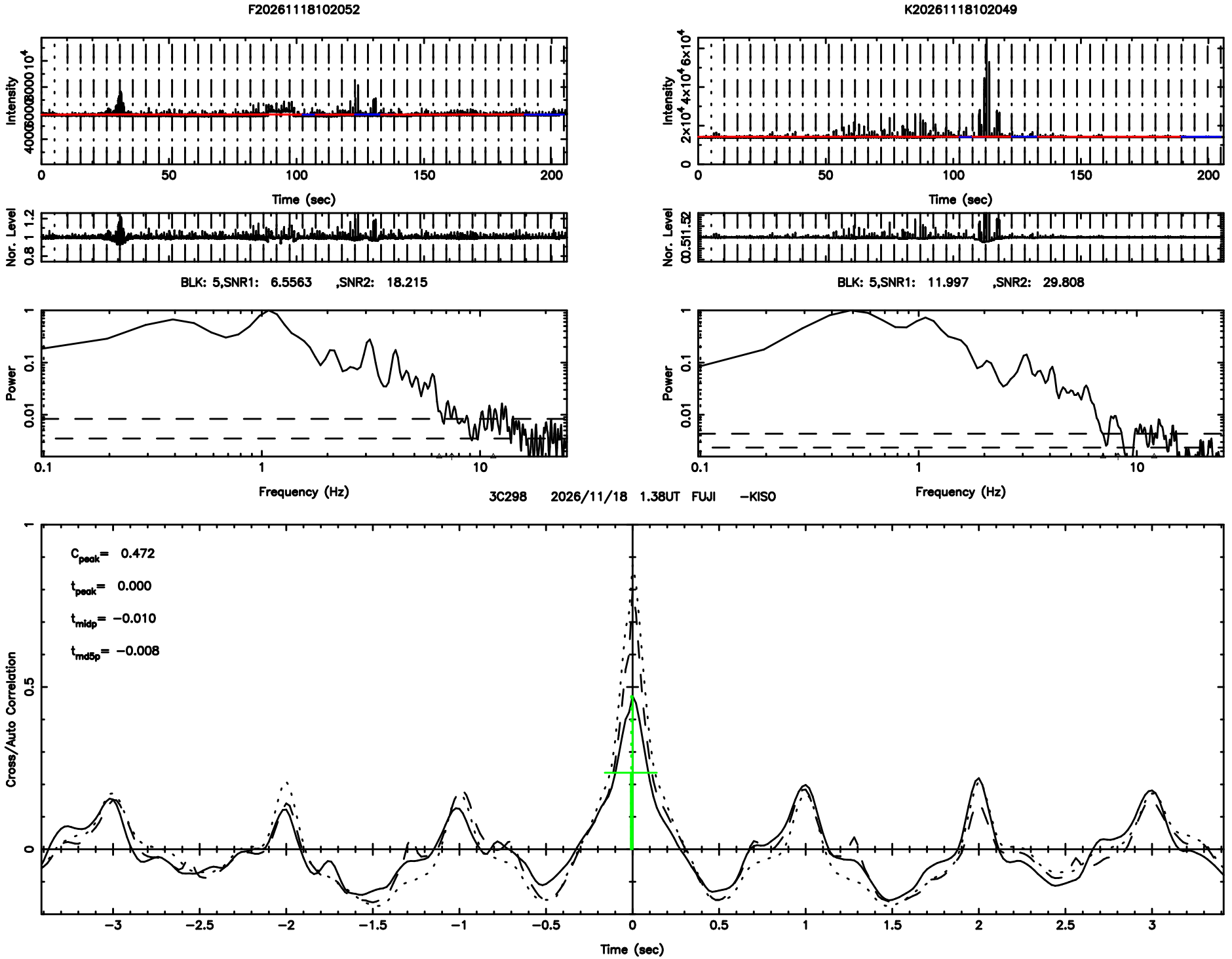
F20261118102052
K20261118102049
Intensity
Time (sec)
Nor. Level
BLK: 5,SNR1: 6.5563 ,SNR2: 18.215
BLK: 5,SNR1: 11.997 ,SNR2: 29.808
Power
Frequency (Hz)
3C298 2026/11/18 1.38UT FUJI -KISO
C_{peak}= 0.472
t_{peak}= 0.000
t_{midp}= -0.010
t_{md5p}= -0.008
Cross/Auto Correlation
Time (sec)

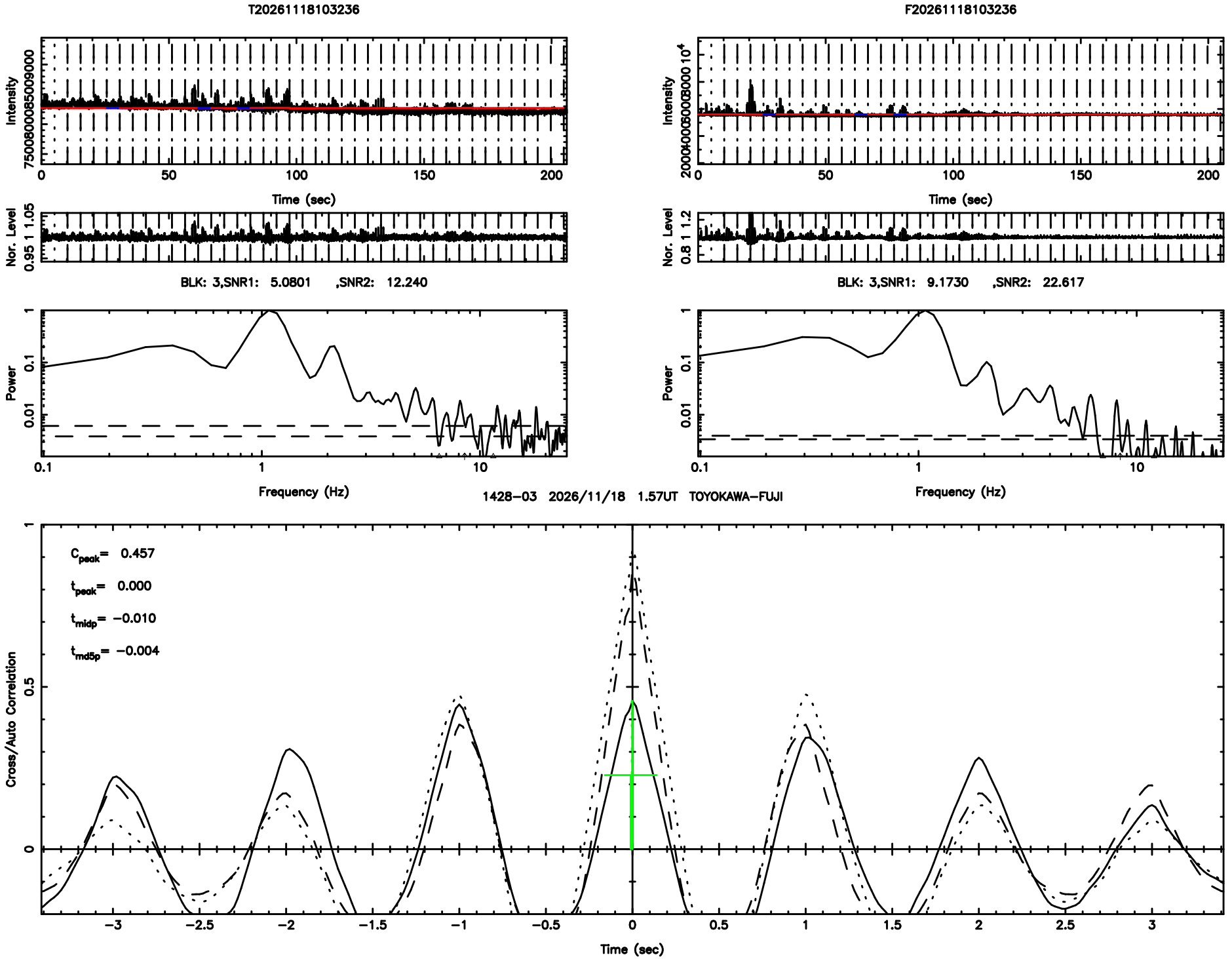
T20261118103236
F20261118103236
Intensity
Time (sec)
Nor. Level
BLK: 3,SNR1: 5.0801 ,SNR2: 12.240
BLK: 3,SNR1: 9.1730 ,SNR2: 22.617
Power
Frequency (Hz)
1428−03 2026/11/18 1.57UT TOYOKAWA−FUJI
C_{peak}= 0.457
t_{peak}= 0.000
t_{midp}= −0.010
t_{md5p}= −0.004
Cross/Auto Correlation
Time (sec)

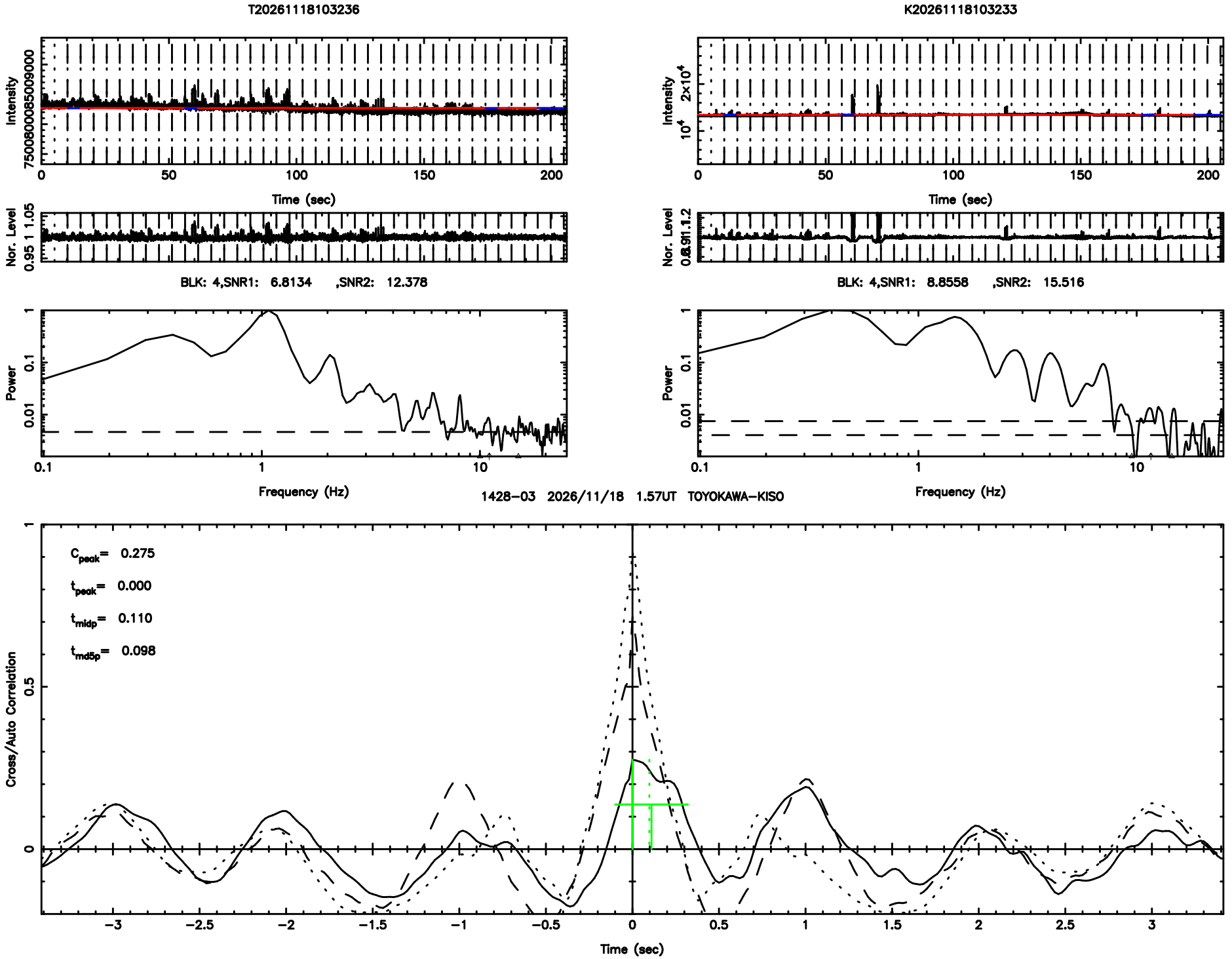
T20261118103236
K20261118103233
Intensity
Time (sec)
Nor. Level
BLK: 4,SNR1: 6.8134 ,SNR2: 12.378
BLK: 4,SNR1: 8.8558 ,SNR2: 15.516
Power
Frequency (Hz)
1428-03 2026/11/18 1.57UT TOYOKAWA-KISO
C_{peak}= 0.275
t_{peak}= 0.000
t_{mldp}= 0.110
t_{md5p}= 0.098
Cross/Auto Correlation
Time (sec)

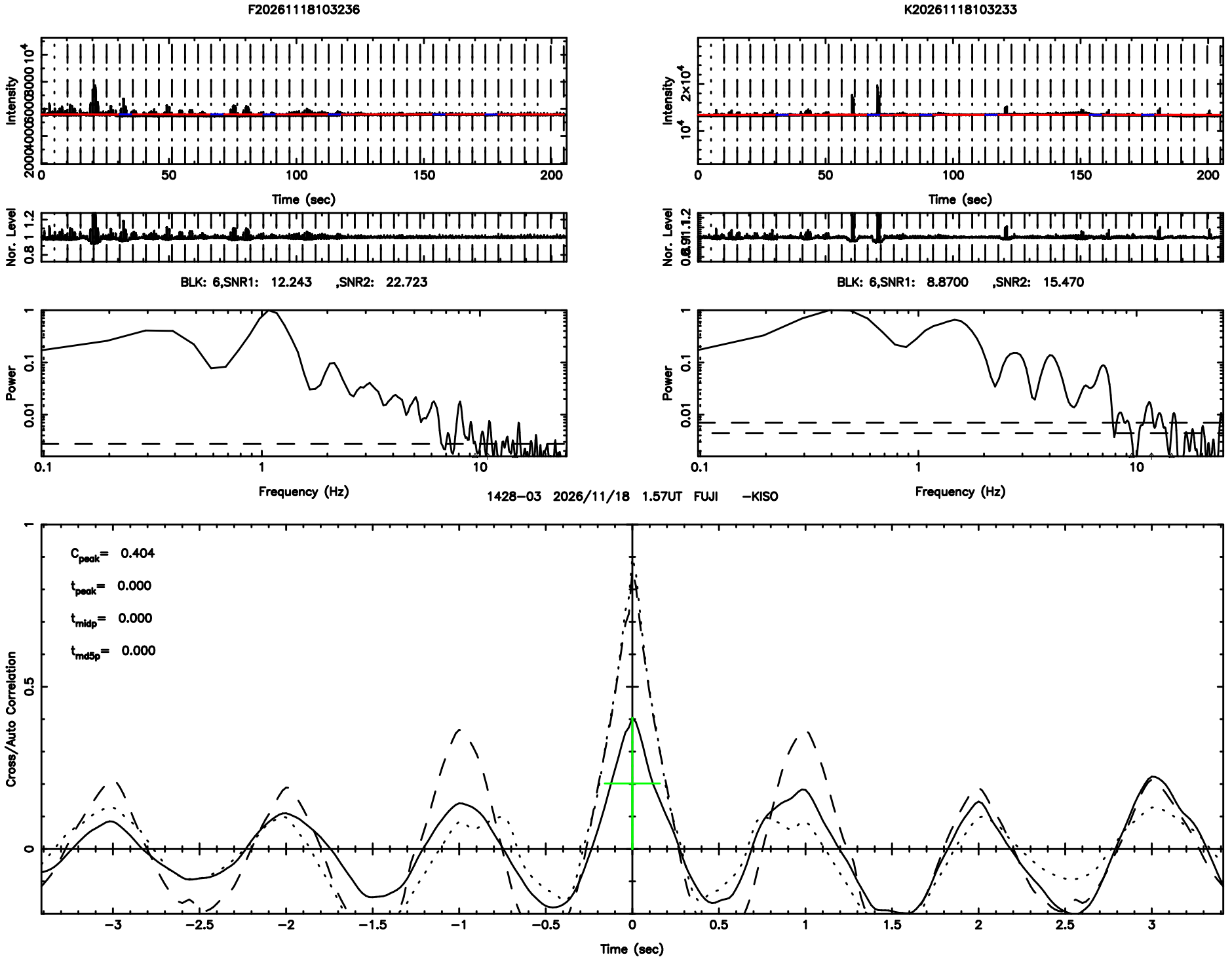
F20261118103236
K20261118103233
Intensity
Time (sec)
Nor. Level
BLK: 6,SNR1: 12.243 ,SNR2: 22.723
BLK: 6,SNR1: 8.8700 ,SNR2: 15.470
Power
Frequency (Hz)
1428−03 2026/11/18 1.57UT FUJI −KISO
C_{peak}= 0.404
t_{peak}= 0.000
t_{midp}= 0.000
t_{md5p}= 0.000
Cross/Auto Correlation
Time (sec)

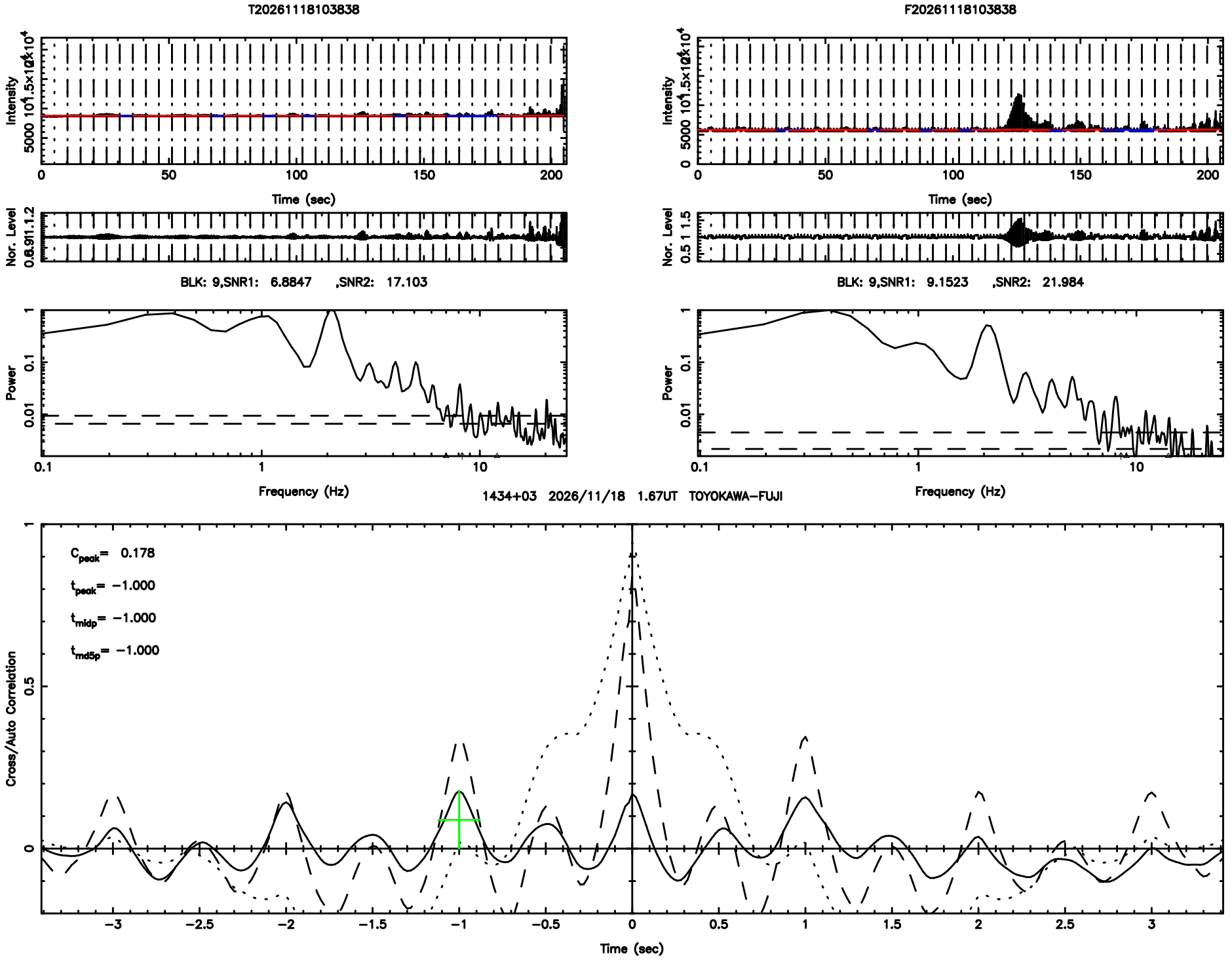
T20261118103838
F20261118103838
Intensity
Time (sec)
Nor. Level
BLK: 9,SNR1: 6.8847 ,SNR2: 17.103
BLK: 9,SNR1: 9.1523 ,SNR2: 21.984
Power
Frequency (Hz)
1434+03 2026/11/18 1.67UT TOYOKAWA-FUJI
C_peak= 0.178
t_peak= −1.000
t_mldp= −1.000
t_md5p= −1.000
Cross/Auto Correlation
Time (sec)

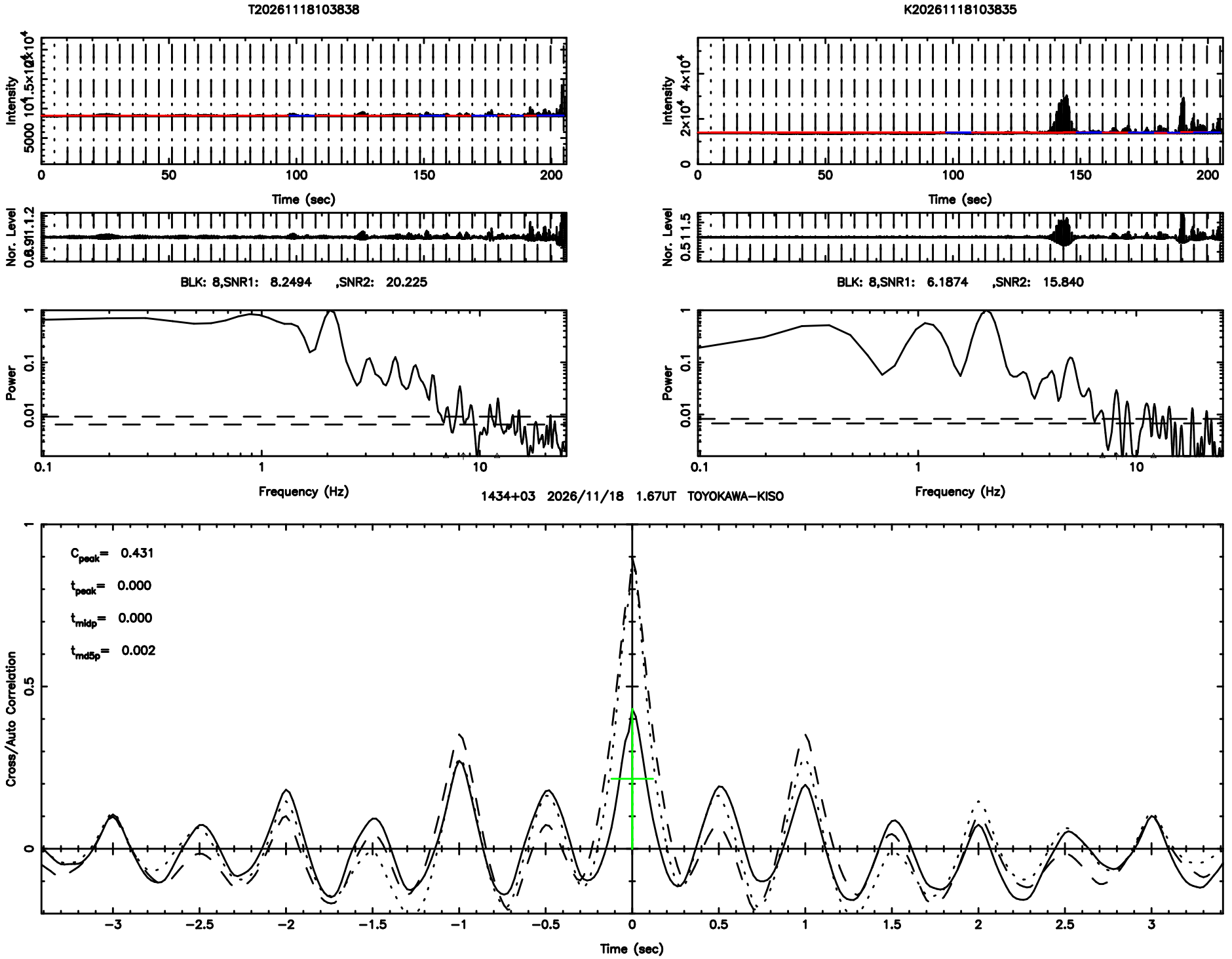
T20261118103838
K20261118103835
Intensity
Time (sec)
Nor. Level
BLK: 8,SNR1: 8.2494 ,SNR2: 20.225
BLK: 8,SNR1: 6.1874 ,SNR2: 15.840
Power
Frequency (Hz)
1434+03 2026/11/18 1.67UT TOYOKAWA-KISO
C_peak= 0.431
t_peak= 0.000
t_mldp= 0.000
t_md5p= 0.002
Cross/Auto Correlation
Time (sec)

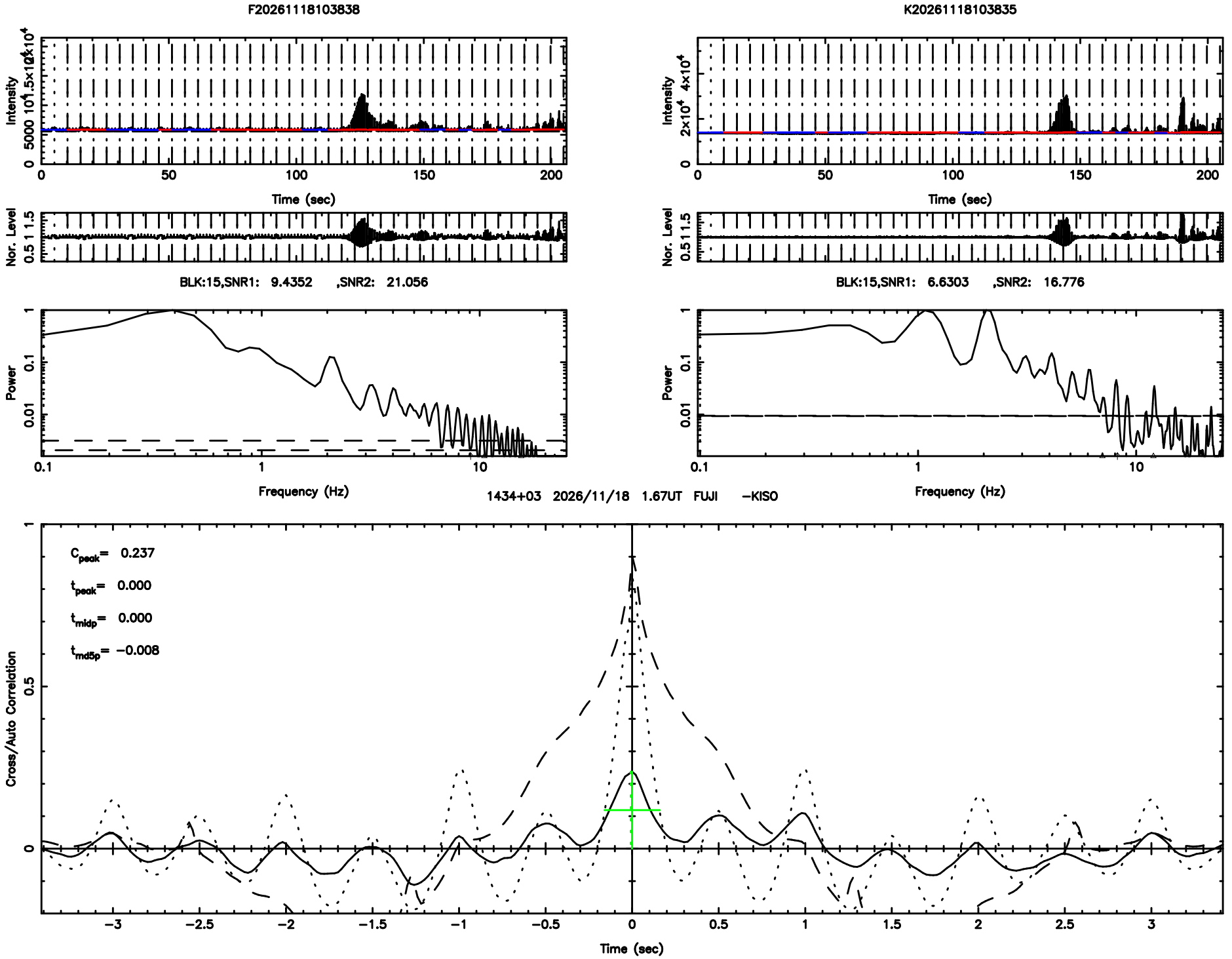
F20261118103838
K20261118103835
Intensity
Time (sec)
Nor. Level
BLK:15,SNR1: 9.4352 ,SNR2: 21.056
BLK:15,SNR1: 6.6303 ,SNR2: 16.776
Power
Frequency (Hz)
1434+03 2026/11/18 1.67UT FUJI -KISO
C_{peak}= 0.237
t_{peak}= 0.000
t_{mldp}= 0.000
t_{md5p}= -0.008
Cross/Auto Correlation
Time (sec)

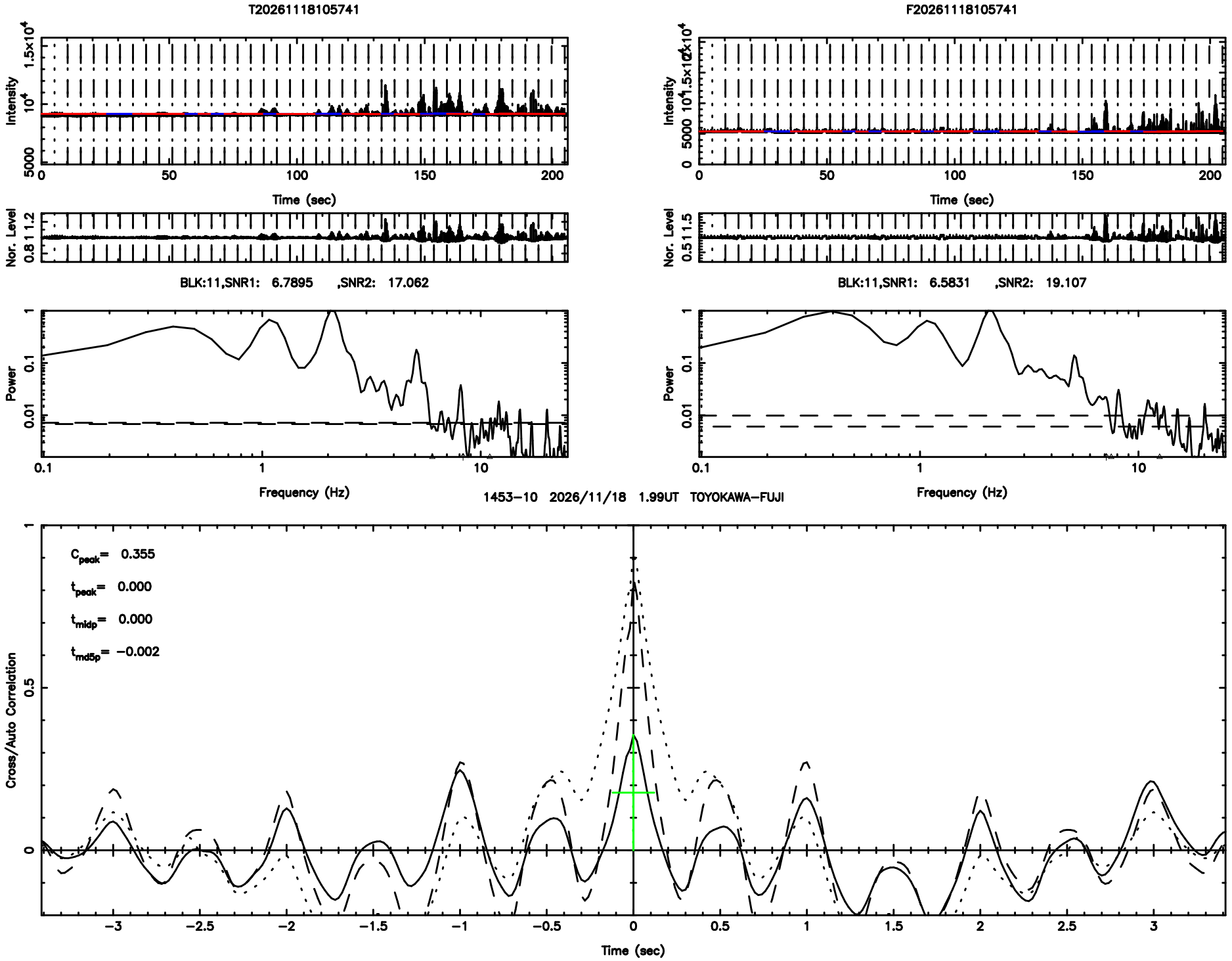
T20261118105741
F20261118105741
Intensity
Time (sec)
Nor. Level
BLK:11,SNR1: 6.7895 ,SNR2: 17.062
BLK:11,SNR1: 6.5831 ,SNR2: 19.107
Power
Frequency (Hz)
1453−10 2026/11/18 1.99UT TOYOKAWA−FUJI
C_{peak}= 0.355
t_{peak}= 0.000
t_{mldp}= 0.000
t_{md5p}= −0.002
Cross/Auto Correlation
Time (sec)

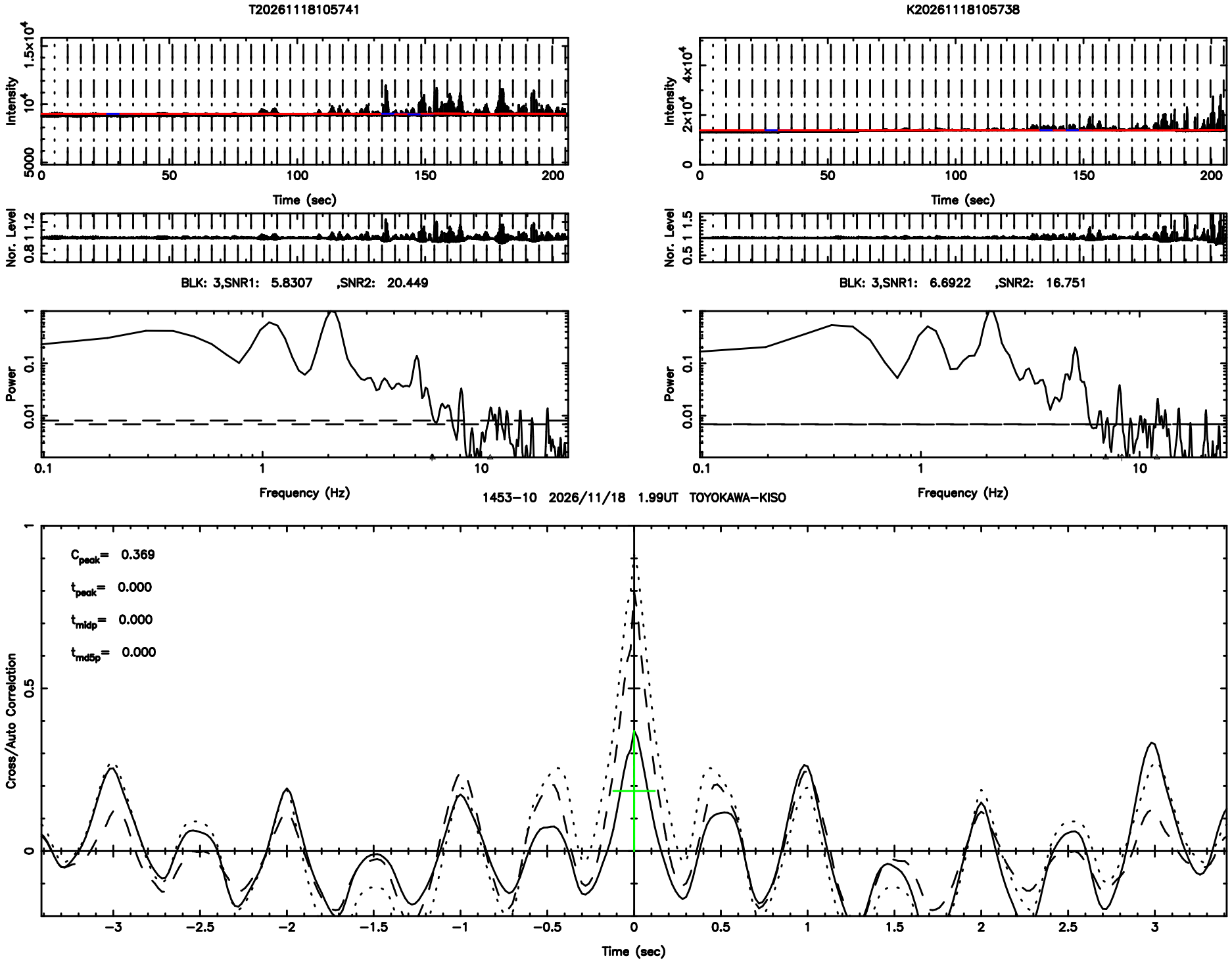
T20261118105741
K20261118105738
Intensity
Time (sec)
Nor. Level
BLK: 3,SNR1: 5.8307 ,SNR2: 20.449
BLK: 3,SNR1: 6.6922 ,SNR2: 16.751
Power
Frequency (Hz)
1453−10 2026/11/18 1.99UT TOYOKAWA−KISO
C_peak= 0.369
t_peak= 0.000
t_midp= 0.000
t_md5p= 0.000
Cross/Auto Correlation
Time (sec)

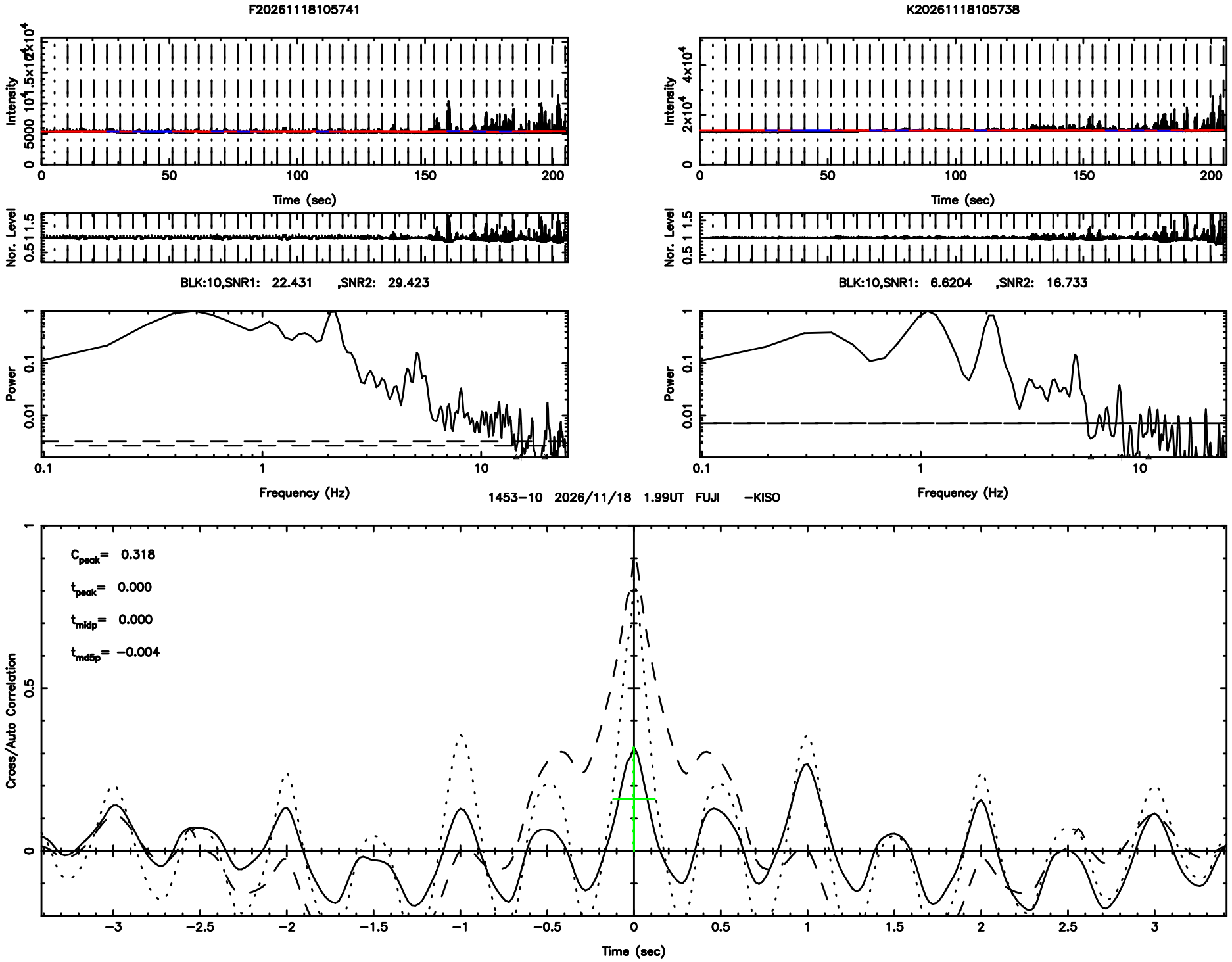
F20261118105741
K20261118105738
Intensity
Time (sec)
Nor. Level
BLK:10,SNR1: 22.431 ,SNR2: 29.423
BLK:10,SNR1: 6.6204 ,SNR2: 16.733
Power
Frequency (Hz)
1453−10 2026/11/18 1.99UT FUJI −KISO
C_{peak}= 0.318
t_{peak}= 0.000
t_{midp}= 0.000
t_{md5p}= −0.004
Cross/Auto Correlation
Time (sec)

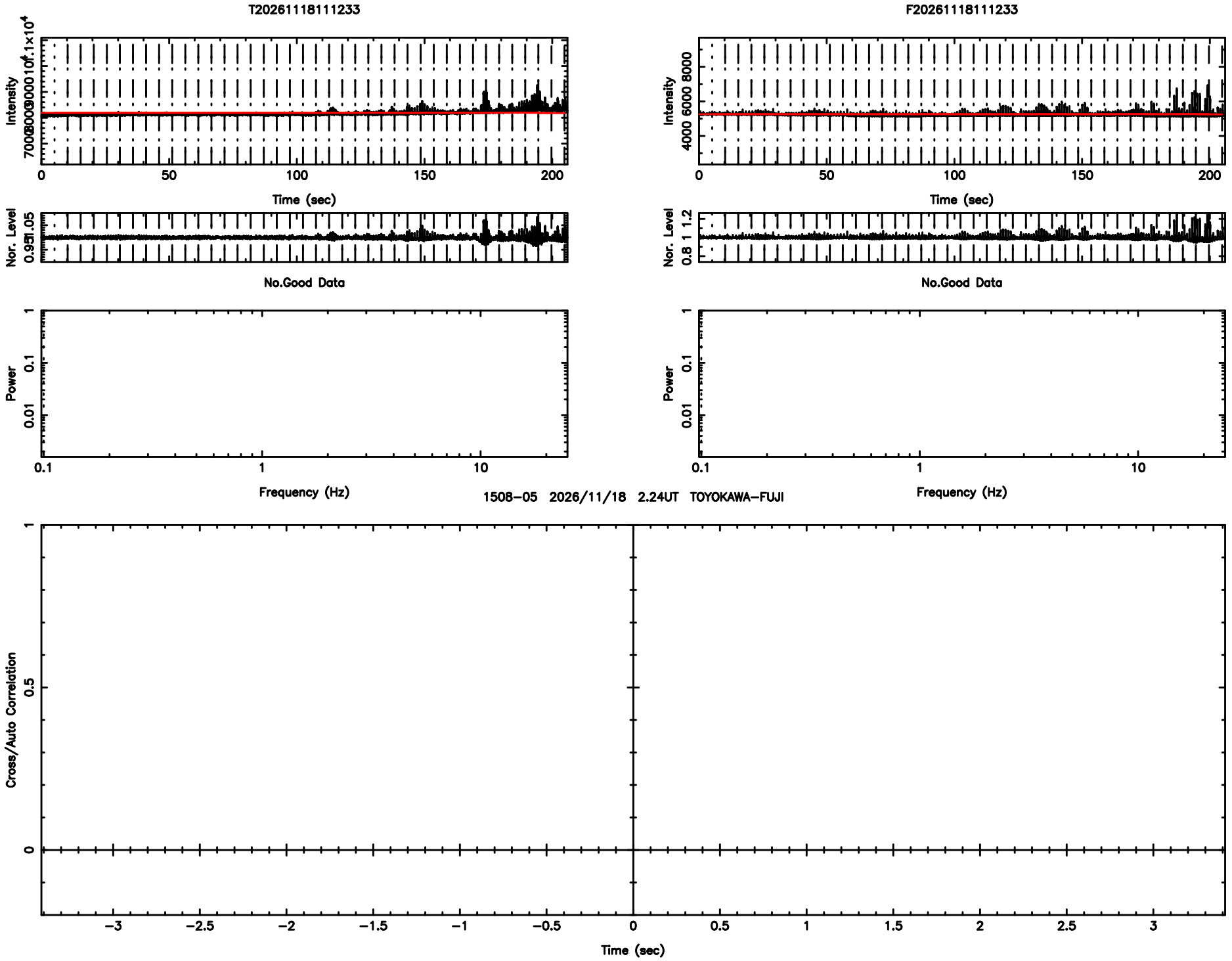
T20261118111233
F20261118111233
Intensity
Time (sec)
Nor. Level
No.Good Data
Power
Frequency (Hz)
1508−05 2026/11/18 2.24UT TOYOKAWA−FUJI
Cross/Auto Correlation
Time (sec)

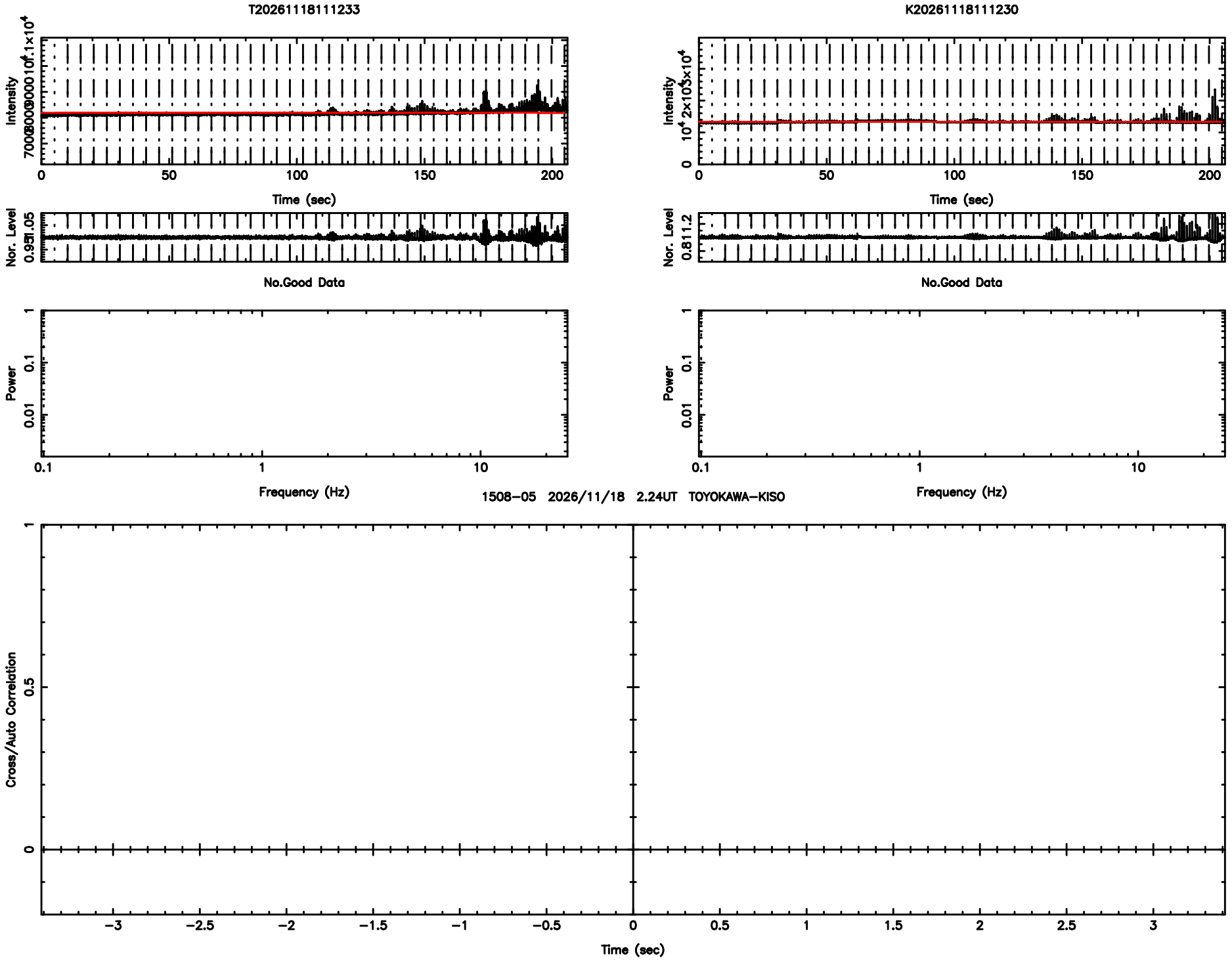
T20261118111233
K20261118111230
Intensity
Time (sec)
Nor. Level
No.Good Data
Power
Frequency (Hz)
1508−05 2026/11/18 2.24UT TOYOKAWA−KISO
Cross/Auto Correlation
Time (sec)

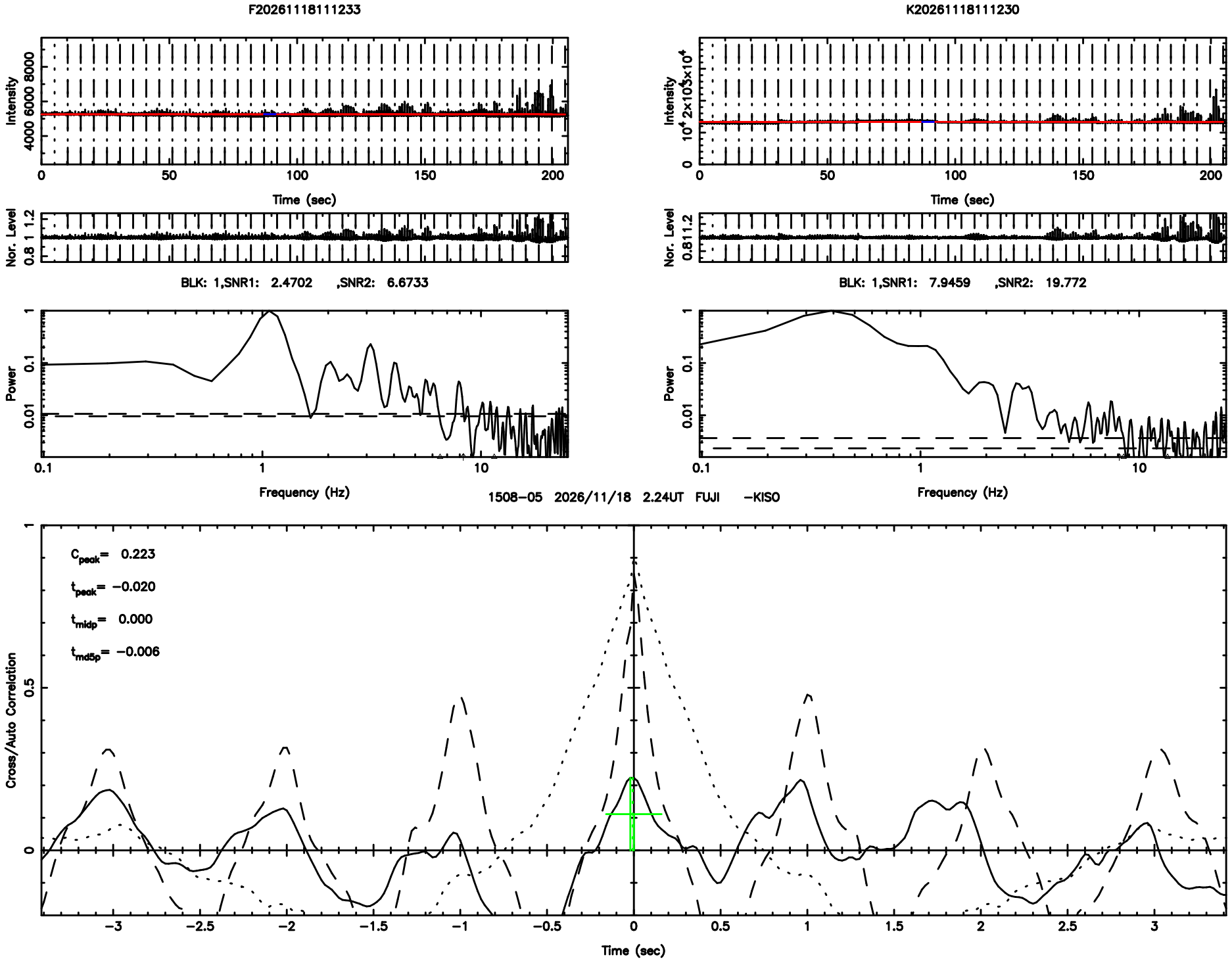
F20261118111233
K20261118111230
Intensity
Time (sec)
Nor. Level
BLK: 1,SNR1: 2.4702 ,SNR2: 6.6733
BLK: 1,SNR1: 7.9459 ,SNR2: 19.772
Power
Frequency (Hz)
1508−05 2026/11/18 2.24UT FUJI −KISO
C_{peak}= 0.223
t_{peak}= −0.020
t_{midp}= 0.000
t_{md5p}= −0.006
Cross/Auto Correlation
Time (sec)

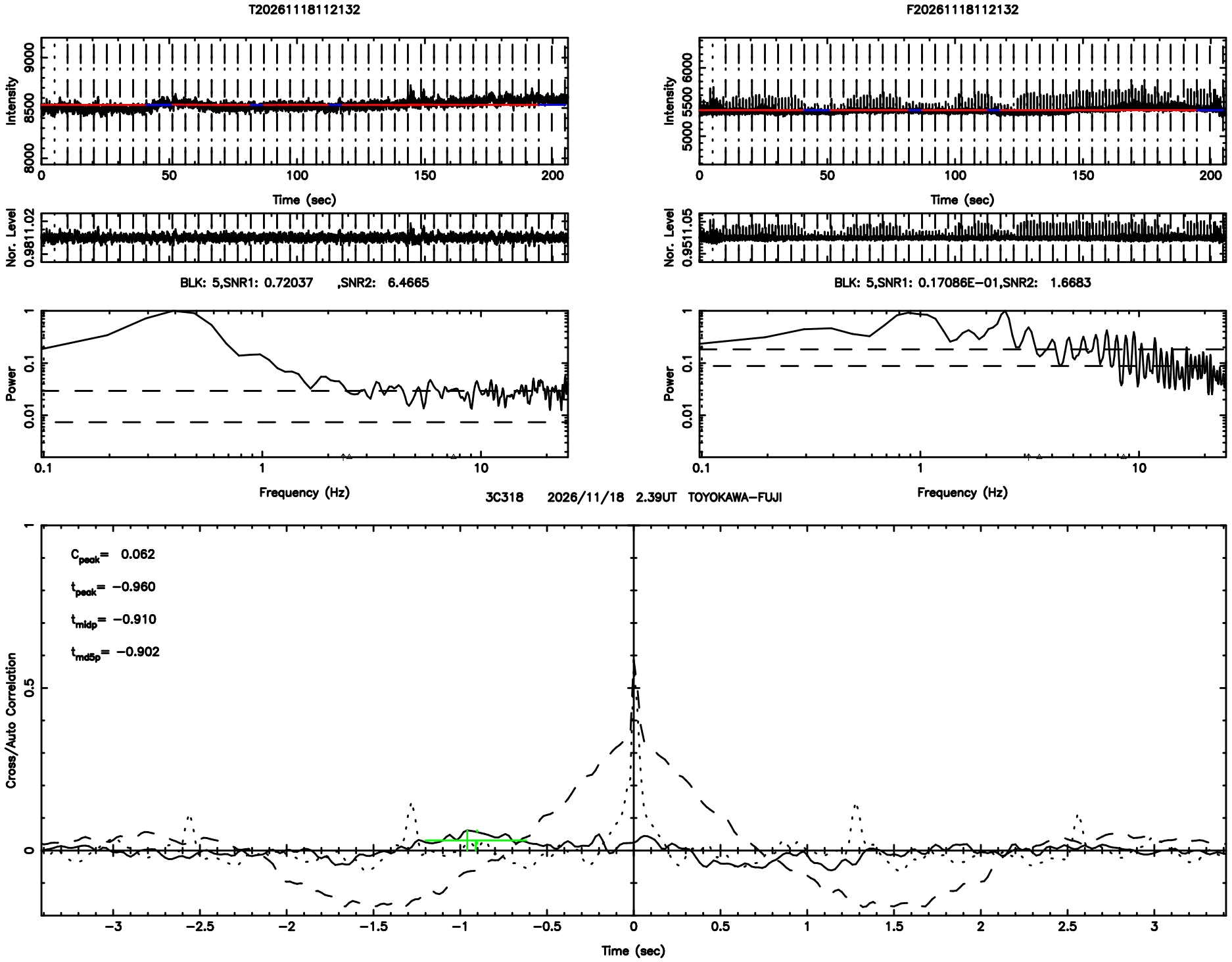
T20261118112132
F20261118112132
Intensity
Time (sec)
Nor. Level
0.9811.02
0.9511.05
BLK: 5,SNR1: 0.72037 ,SNR2: 6.4665
BLK: 5,SNR1: 0.17086E-01,SNR2: 1.6683
Power
Frequency (Hz)
3C318 2026/11/18 2.39UT TOYOKAWA-FUJI
C_{peak}= 0.062
t_{peak}= -0.960
t_{mldp}= -0.910
t_{md5p}= -0.902
Cross/Auto Correlation
Time (sec)

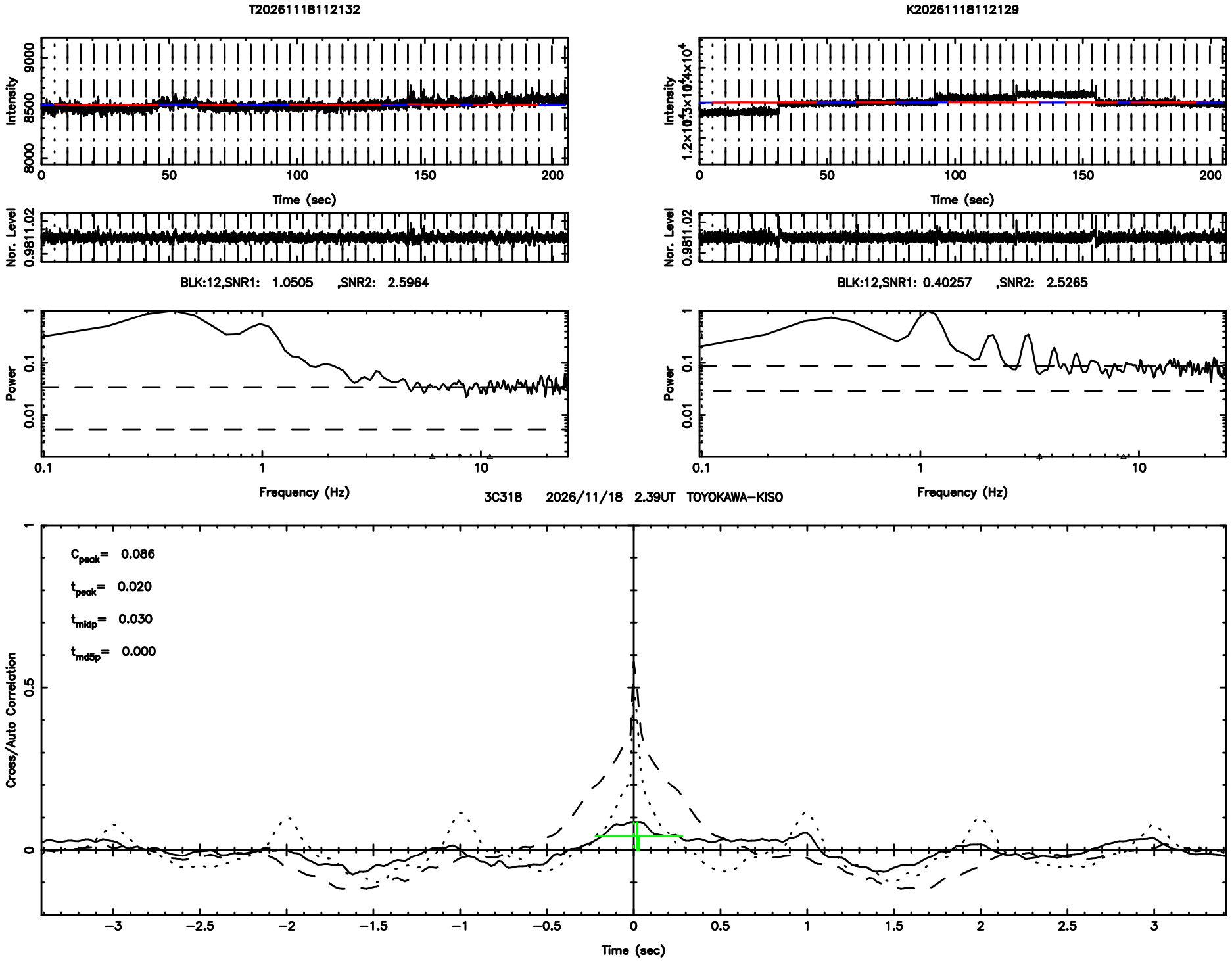
T20261118112132
K20261118112129
Intensity
Time (sec)
Nor. Level
BLK:12,SNR1: 1.0505 ,SNR2: 2.5964
BLK:12,SNR1: 0.40257 ,SNR2: 2.5265
Power
Frequency (Hz)
3C318 2026/11/18 2.39UT TOYOKAWA-KISO
C_peak= 0.086
t_peak= 0.020
t_mldp= 0.030
t_md5p= 0.000
Cross/Auto Correlation
Time (sec)

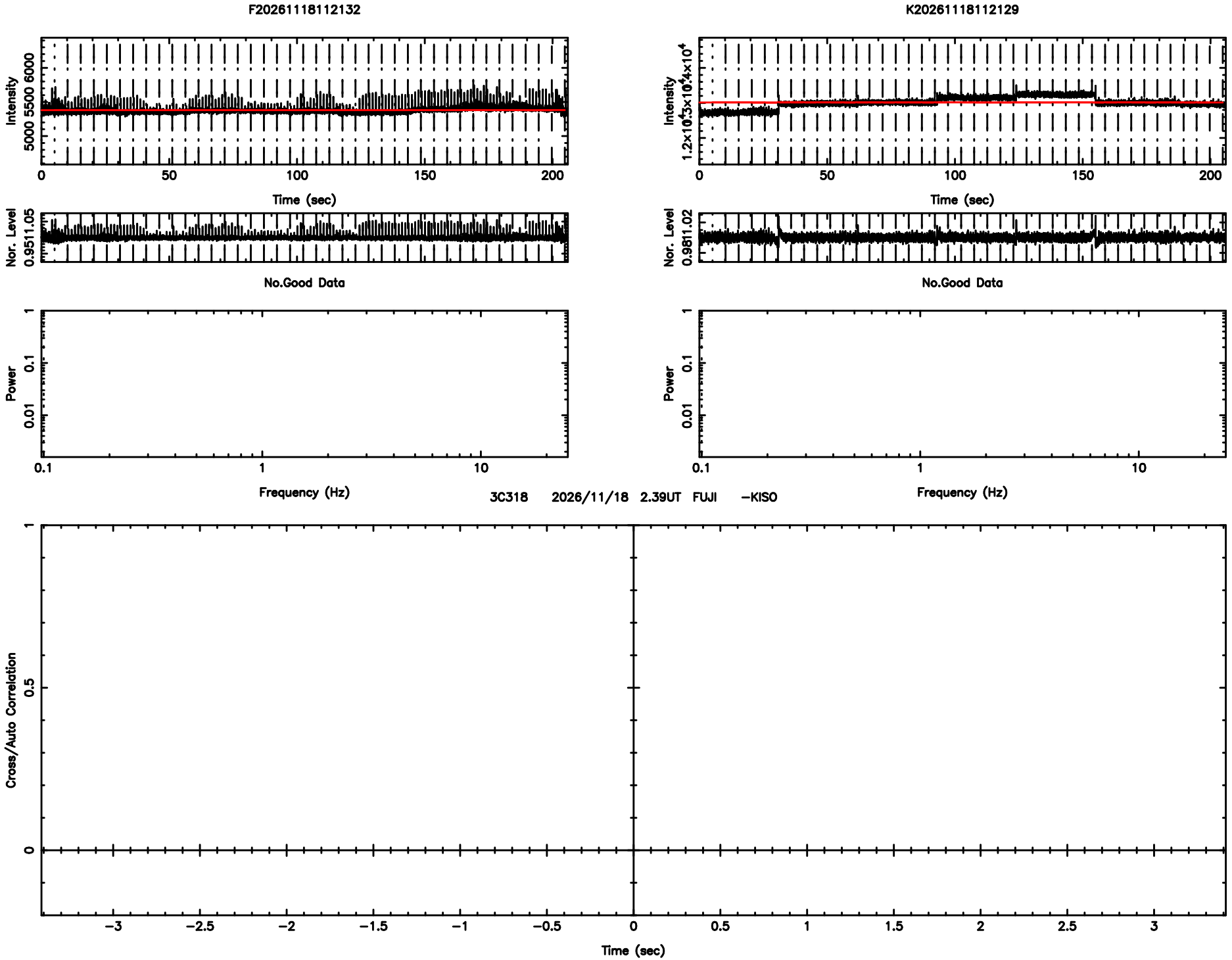
F20261118112132
K20261118112129
Intensity
5000 5500 6000
1.2×10^4 1.3×10^4 1.4×10^4
0
50
100
150
200
Time (sec)
Nor. Level
0.9511.05
0.9811.02
No.Good Data
Power
1
0.1
0.01
0.1
1
10
Frequency (Hz)
3C318 2026/11/18 2.39UT FUJI -KISO
Cross/Auto Correlation
0
0.5
−3
−2.5
−2
−1.5
−1
−0.5
0
0.5
1
1.5
2
2.5
3
Time (sec)

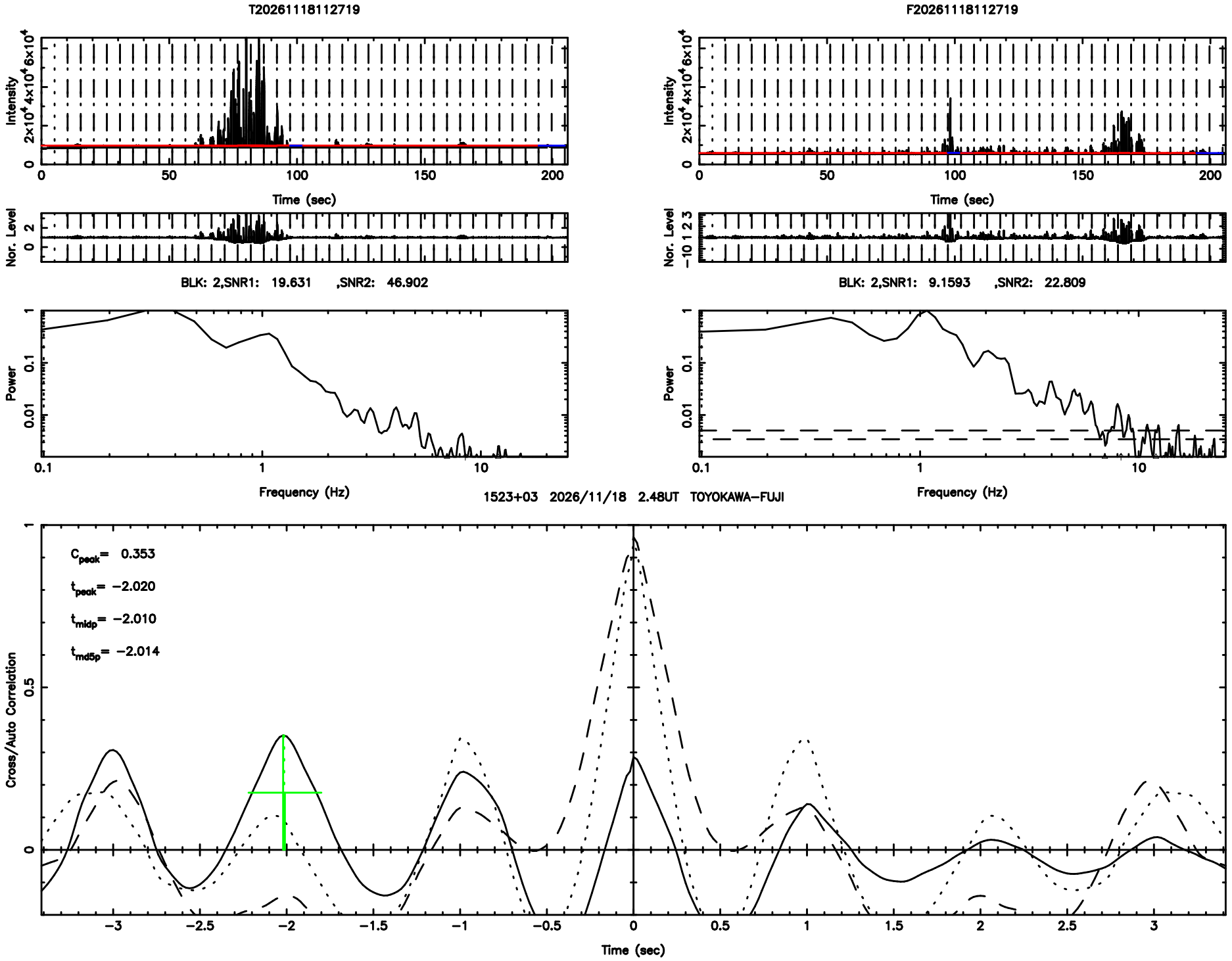
T20261118112719
F20261118112719
Intensity
Time (sec)
Nor. Level
BLK: 2,SNR1: 19.631 ,SNR2: 46.902
BLK: 2,SNR1: 9.1593 ,SNR2: 22.809
Power
Frequency (Hz)
1523+03 2026/11/18 2.48UT TOYOKAWA-FUJI
C_peak= 0.353
t_peak= −2.020
t_mldp= −2.010
t_md5p= −2.014
Cross/Auto Correlation
Time (sec)

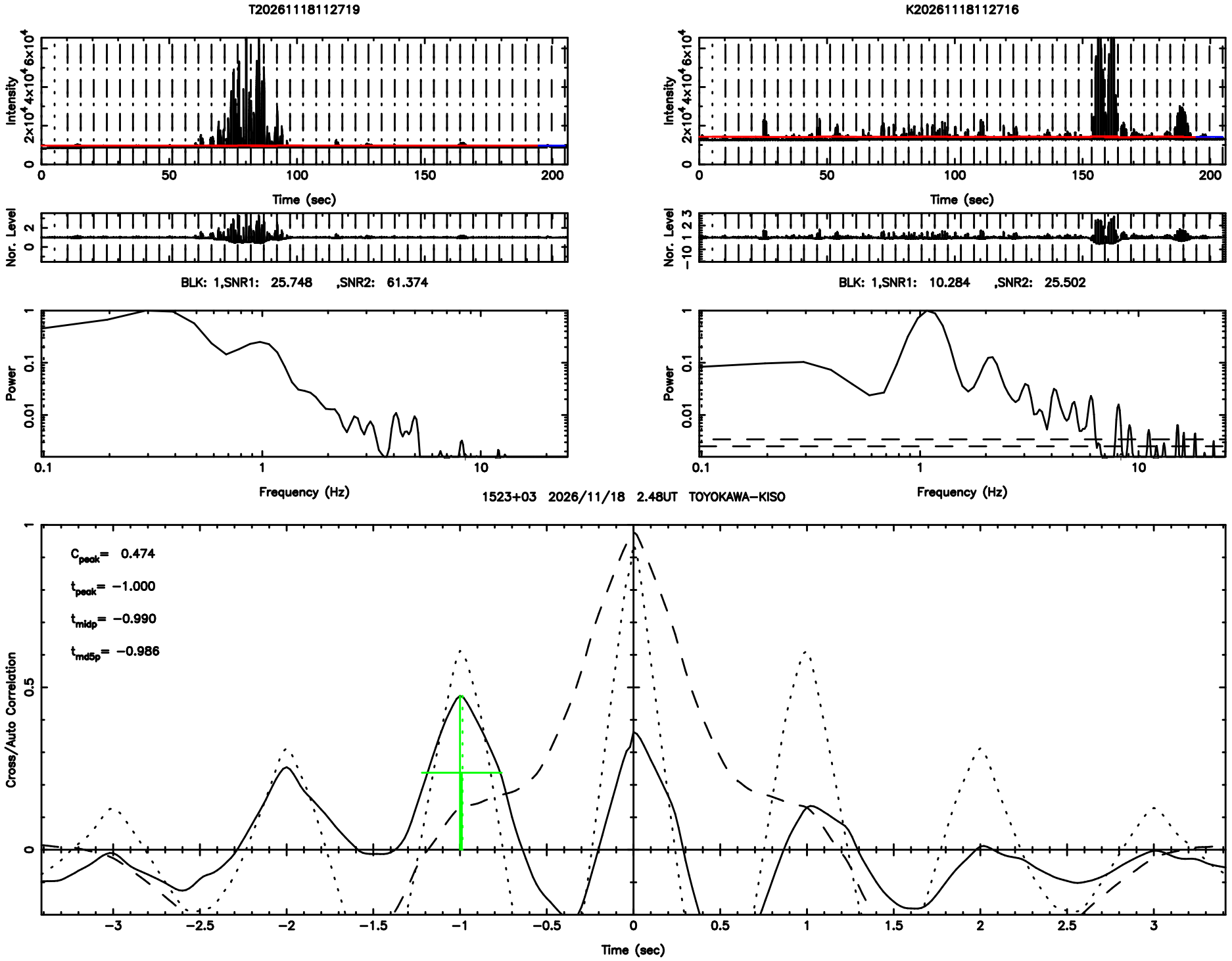
T20261118112719
K20261118112716
Intensity
Time (sec)
Nor. Level
BLK: 1,SNR1: 25.748 ,SNR2: 61.374
BLK: 1,SNR1: 10.284 ,SNR2: 25.502
Power
Frequency (Hz)
1523+03 2026/11/18 2.48UT TOYOKAWA-KISO
C_peak= 0.474
t_peak= −1.000
t_midp= −0.990
t_md5p= −0.986
Cross/Auto Correlation
Time (sec)

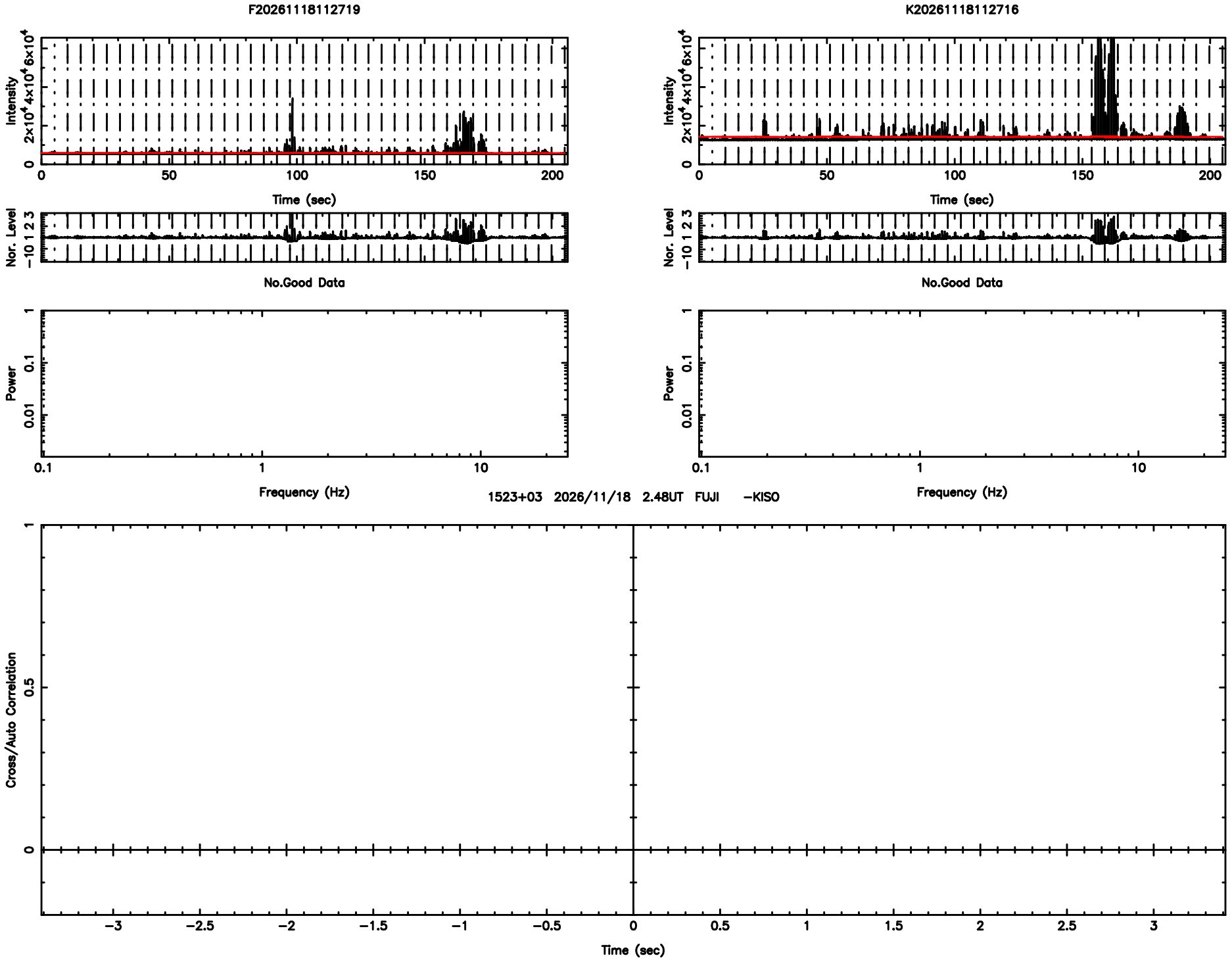
F20261118112719
K20261118112716
Intensity
Time (sec)
Nor. Level
No.Good Data
Power
Frequency (Hz)
1523+03 2026/11/18 2.48UT FUJI -KISO
Cross/Auto Correlation
Time (sec)

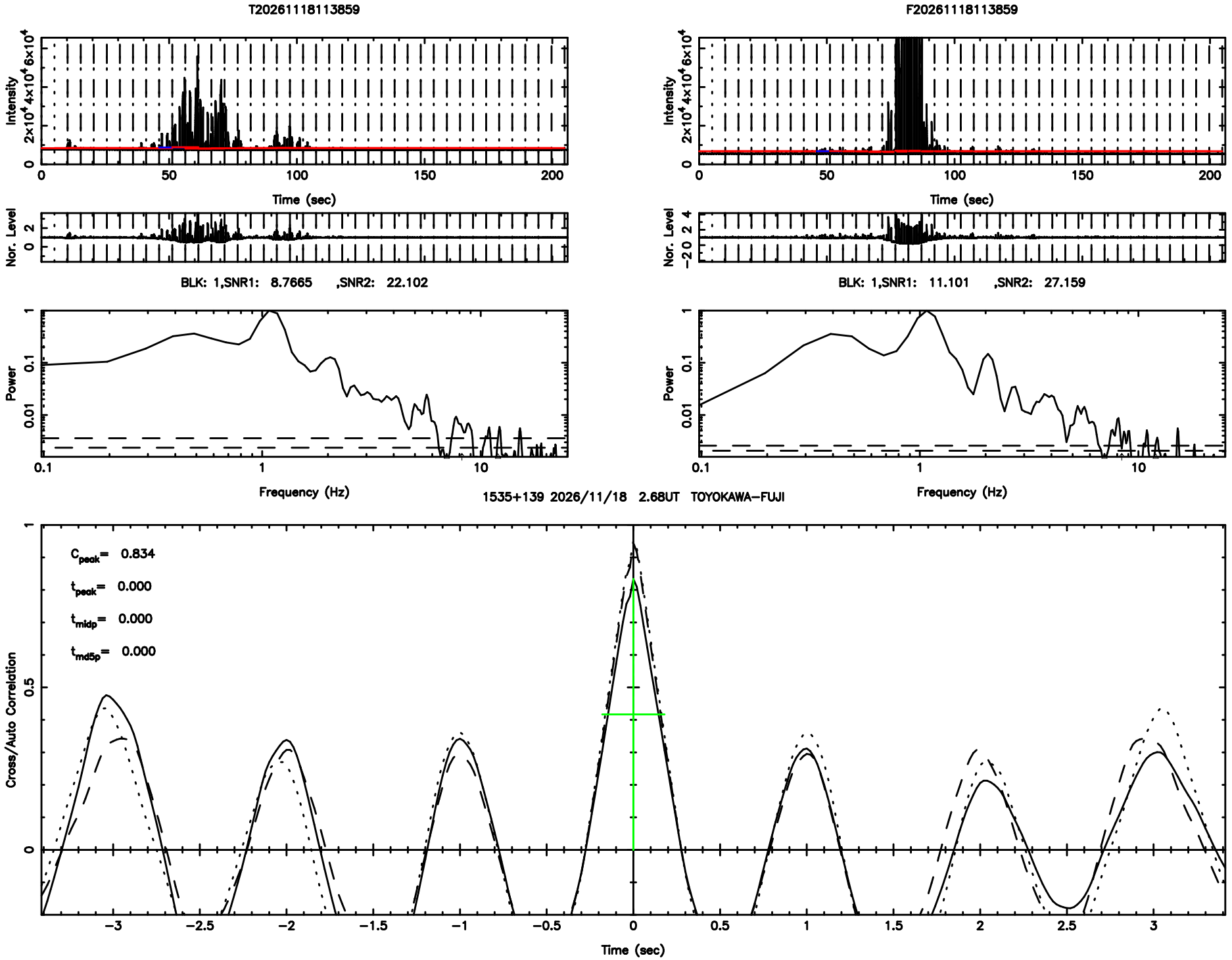
T20261118113859
F20261118113859
Intensity
Time (sec)
Nor. Level
BLK: 1,SNR1: 8.7665 ,SNR2: 22.102
BLK: 1,SNR1: 11.101 ,SNR2: 27.159
Power
Frequency (Hz)
1535+139 2026/11/18 2.68UT TOYOKAWA-FUJI
C_peak= 0.834
t_peak= 0.000
t_midp= 0.000
t_md5p= 0.000
Cross/Auto Correlation
Time (sec)

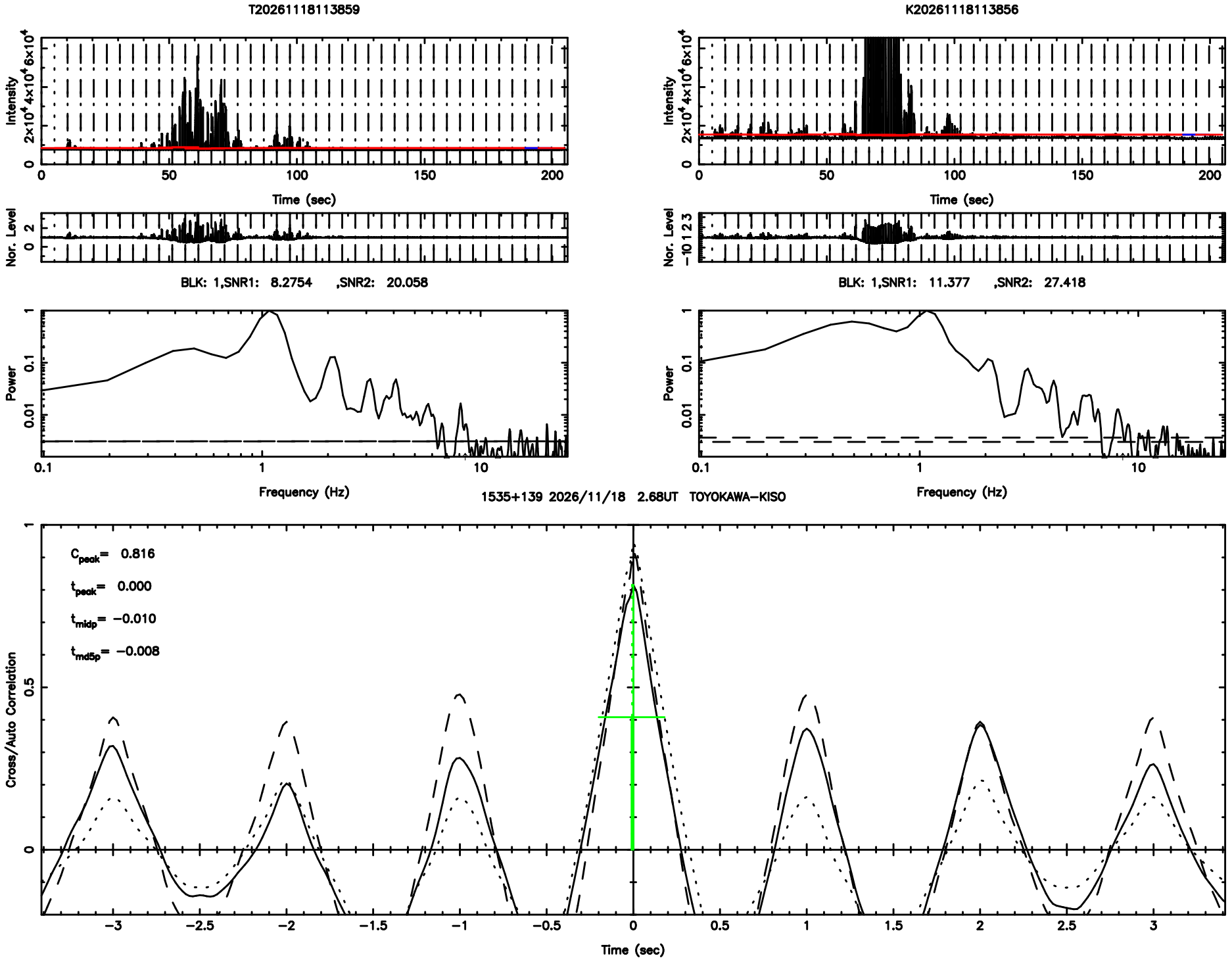
T20261118113859
K20261118113856
Intensity
Time (sec)
Nor. Level
BLK: 1,SNR1: 8.2754 ,SNR2: 20.058
BLK: 1,SNR1: 11.377 ,SNR2: 27.418
Power
Frequency (Hz)
1535+139 2026/11/18 2.68UT TOYOKAWA-KISO
C_peak= 0.816
t_peak= 0.000
t_midp= −0.010
t_md5p= −0.008
Cross/Auto Correlation
Time (sec)

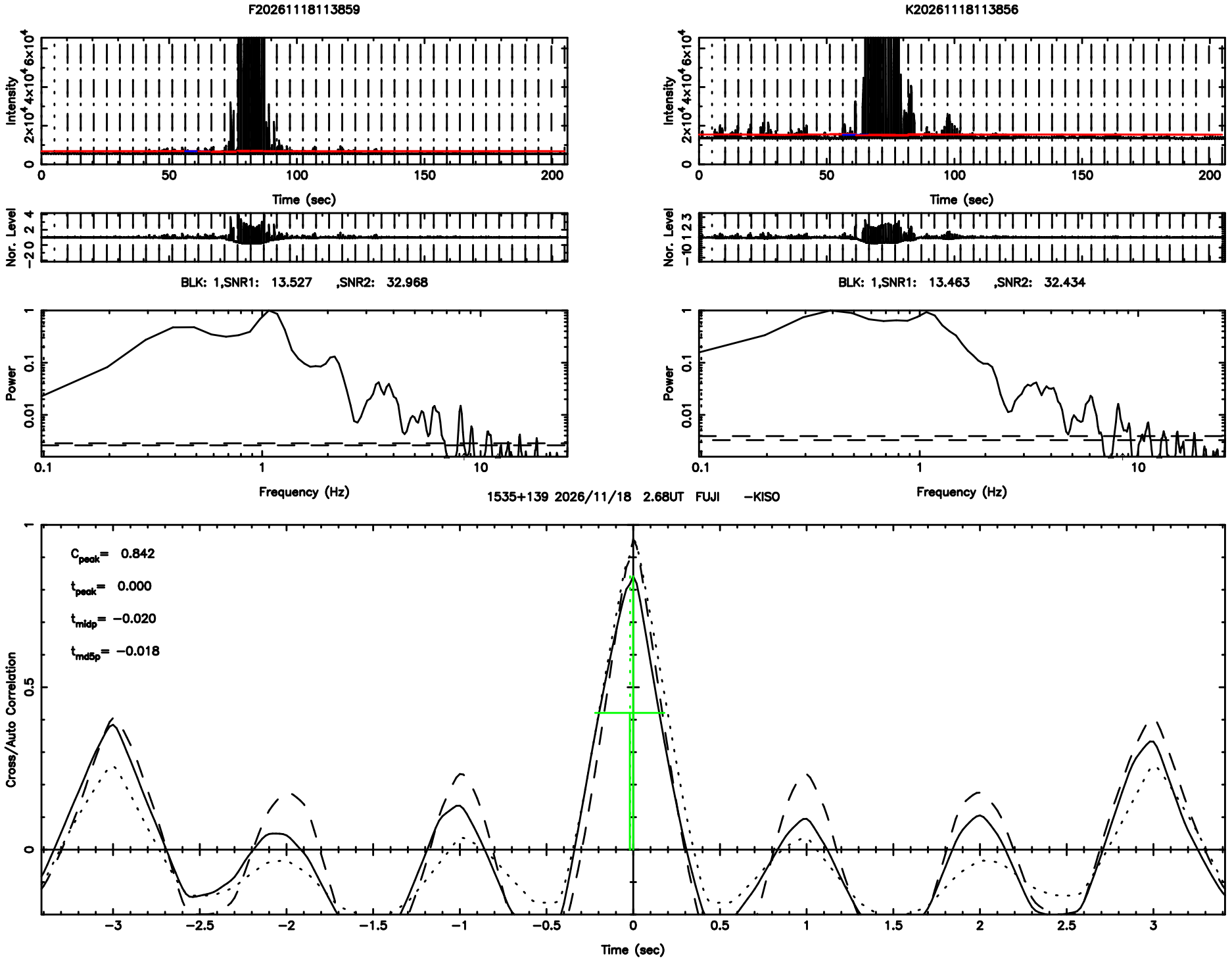
F20261118113859
K20261118113856
Intensity
Time (sec)
Nor. Level
BLK: 1,SNR1: 13.527 ,SNR2: 32.968
BLK: 1,SNR1: 13.463 ,SNR2: 32.434
Power
Frequency (Hz)
1535+139 2026/11/18 2.68UT FUJI −KISO
C_{peak}= 0.842
t_{peak}= 0.000
t_{mldp}= −0.020
t_{md5p}= −0.018
Cross/Auto Correlation
Time (sec)

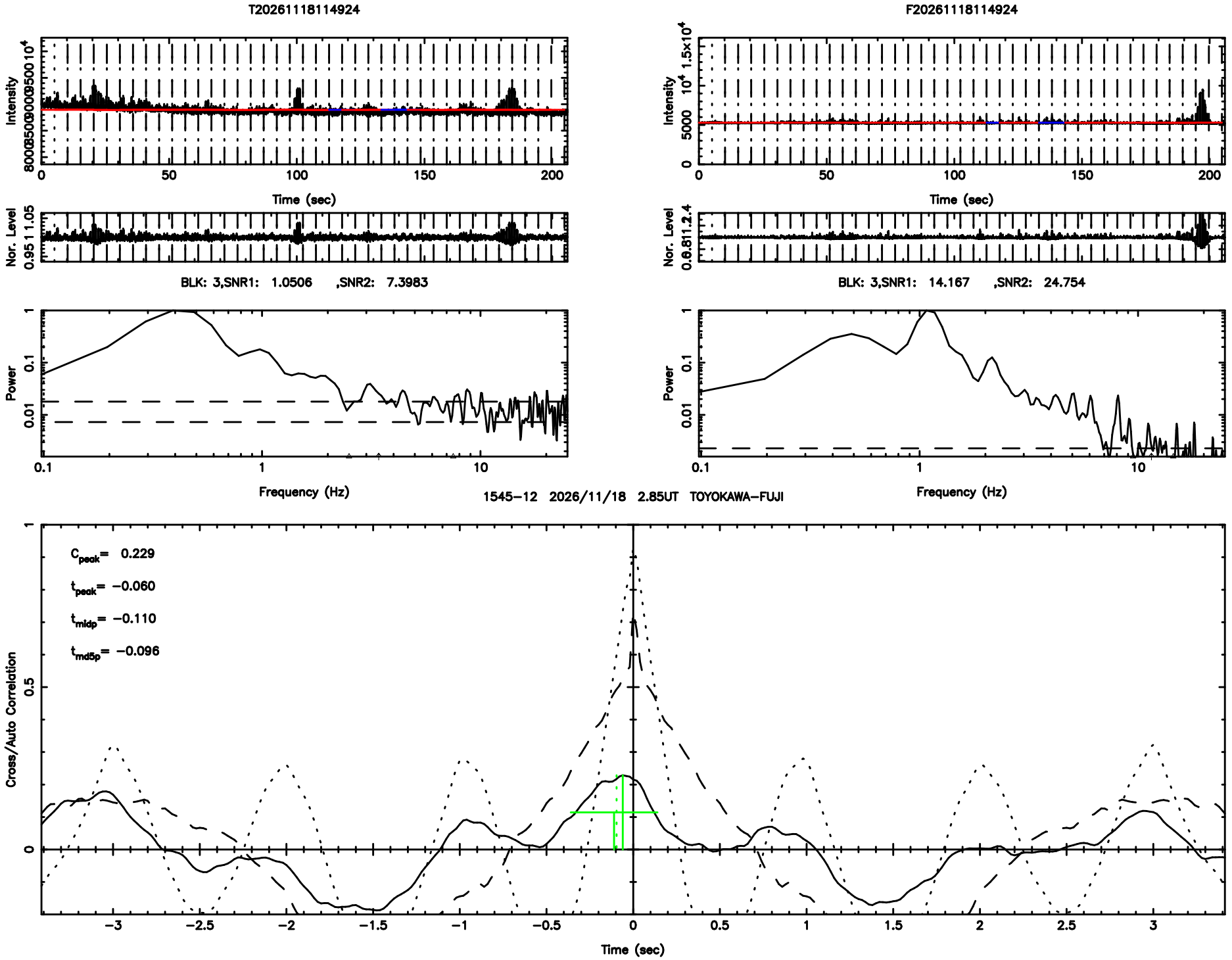
T20261118114924
F20261118114924
Intensity
Time (sec)
Nor. Level
BLK: 3,SNR1: 1.0506 ,SNR2: 7.3983
BLK: 3,SNR1: 14.167 ,SNR2: 24.754
Power
Frequency (Hz)
1545−12 2026/11/18 2.85UT TOYOKAWA−FUJI
C_{peak}= 0.229
t_{peak}= −0.060
t_{mldp}= −0.110
t_{md5p}= −0.096
Cross/Auto Correlation
Time (sec)

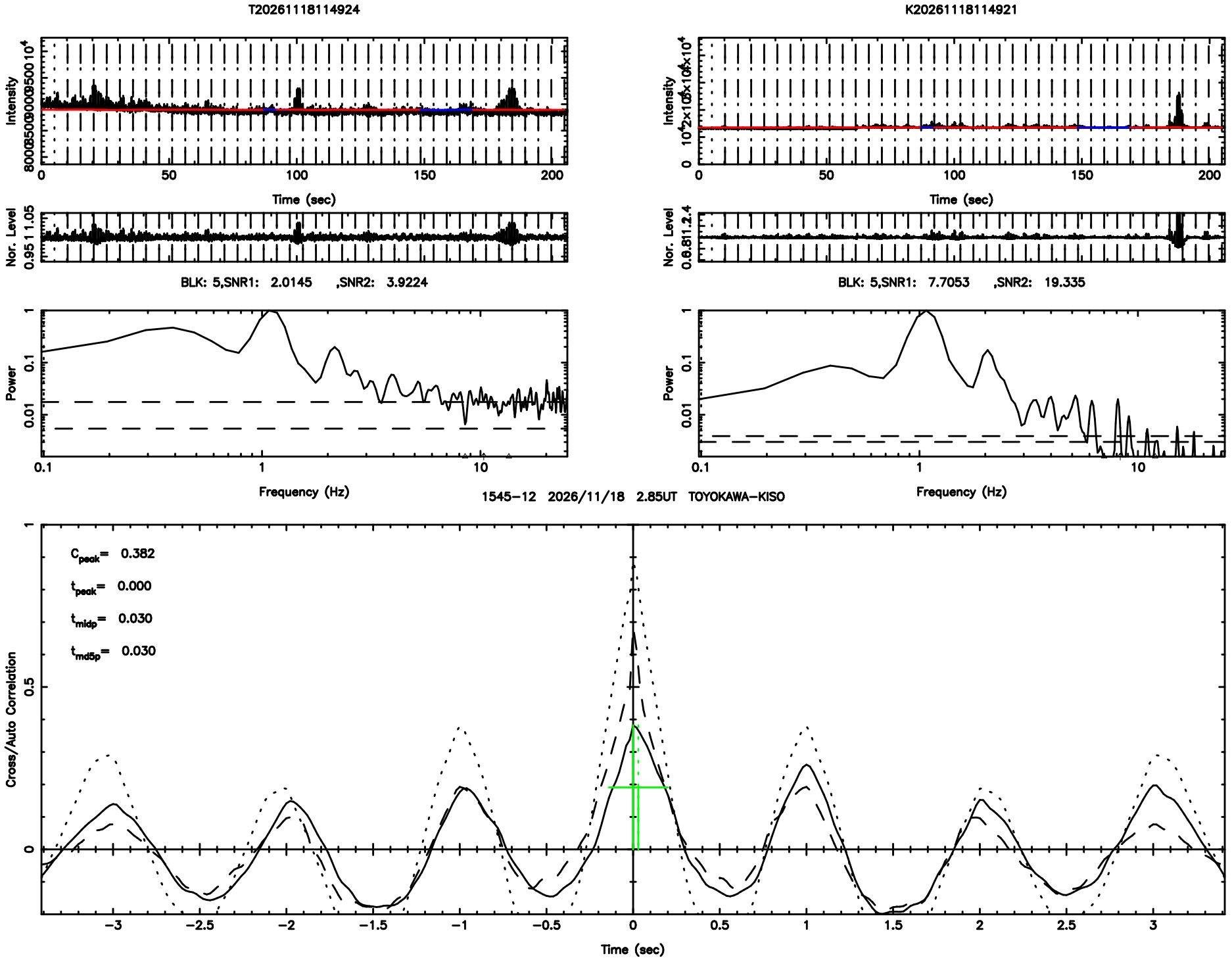
T20261118114924
K20261118114921
Intensity
Time (sec)
Nor. Level
BLK: 5,SNR1: 2.0145 ,SNR2: 3.9224
BLK: 5,SNR1: 7.7053 ,SNR2: 19.335
Power
Frequency (Hz)
1545−12 2026/11/18 2.85UT TOYOKAWA−KISO
C_peak= 0.382
t_peak= 0.000
t_midp= 0.030
t_md5p= 0.030
Cross/Auto Correlation
Time (sec)

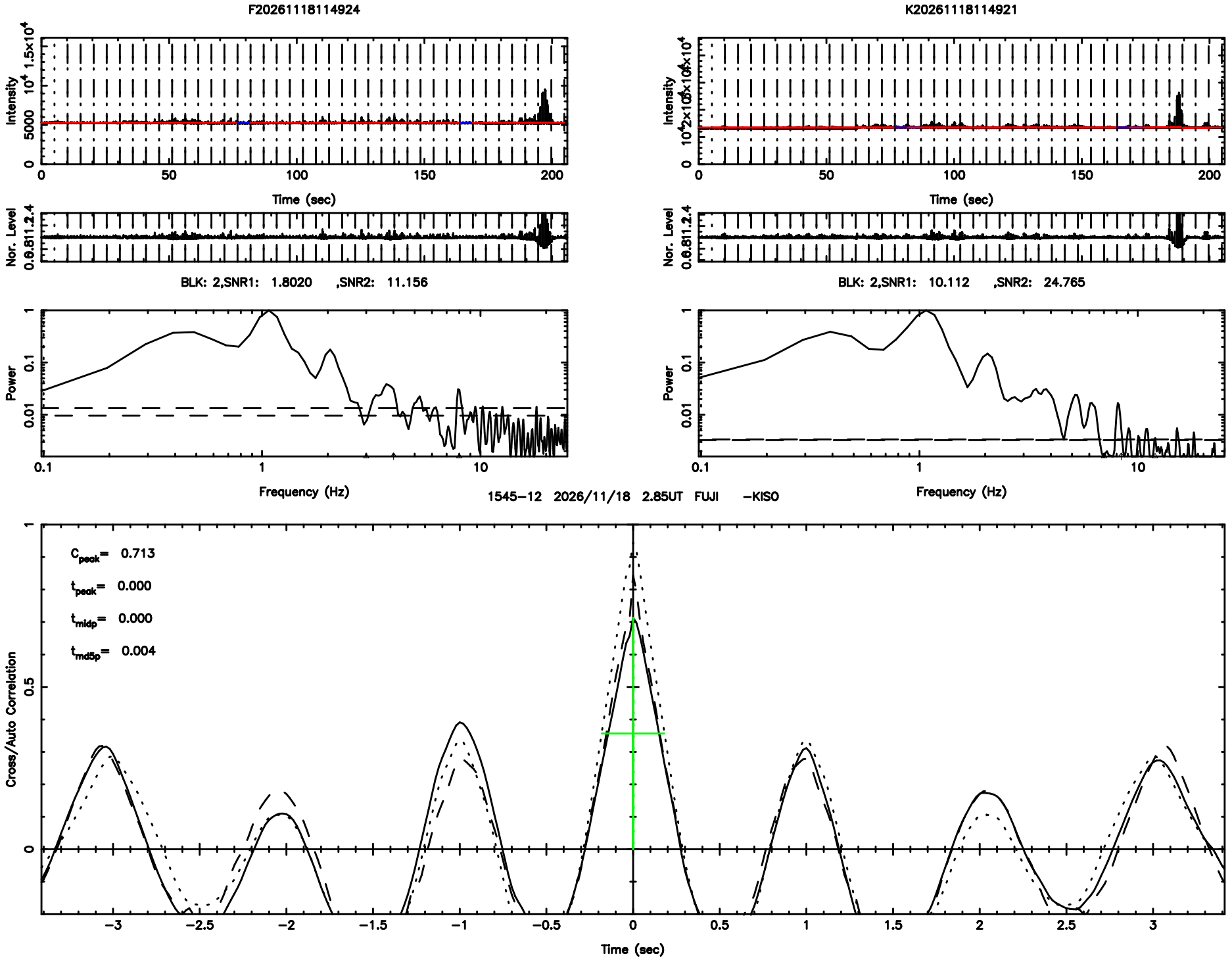
F20261118114924
K20261118114921
Intensity
Time (sec)
Nor. Level
BLK: 2,SNR1: 1.8020 ,SNR2: 11.156
BLK: 2,SNR1: 10.112 ,SNR2: 24.765
Power
Frequency (Hz)
1545−12 2026/11/18 2.85UT FUJI −KISO
C_{peak}= 0.713
t_{peak}= 0.000
t_{midp}= 0.000
t_{md5p}= 0.004
Cross/Auto Correlation
Time (sec)

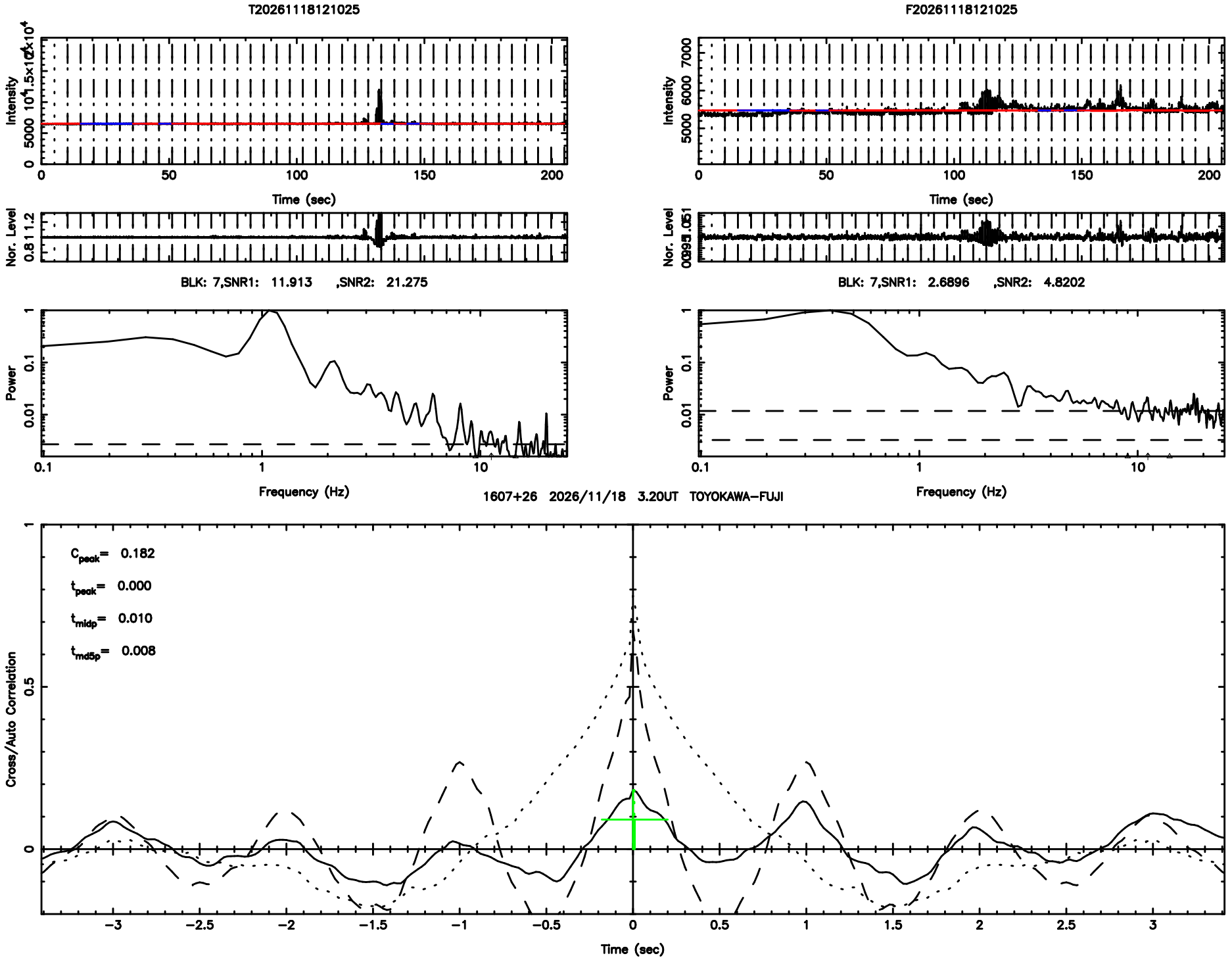
T20261118121025
F20261118121025
Intensity
Time (sec)
Nor. Level
BLK: 7,SNR1: 11.913 ,SNR2: 21.275
BLK: 7,SNR1: 2.6896 ,SNR2: 4.8202
Power
Frequency (Hz)
1607+26 2026/11/18 3.20UT TOYOKAWA-FUJI
C_peak= 0.182
t_peak= 0.000
t_midp= 0.010
t_md5p= 0.008
Cross/Auto Correlation
Time (sec)

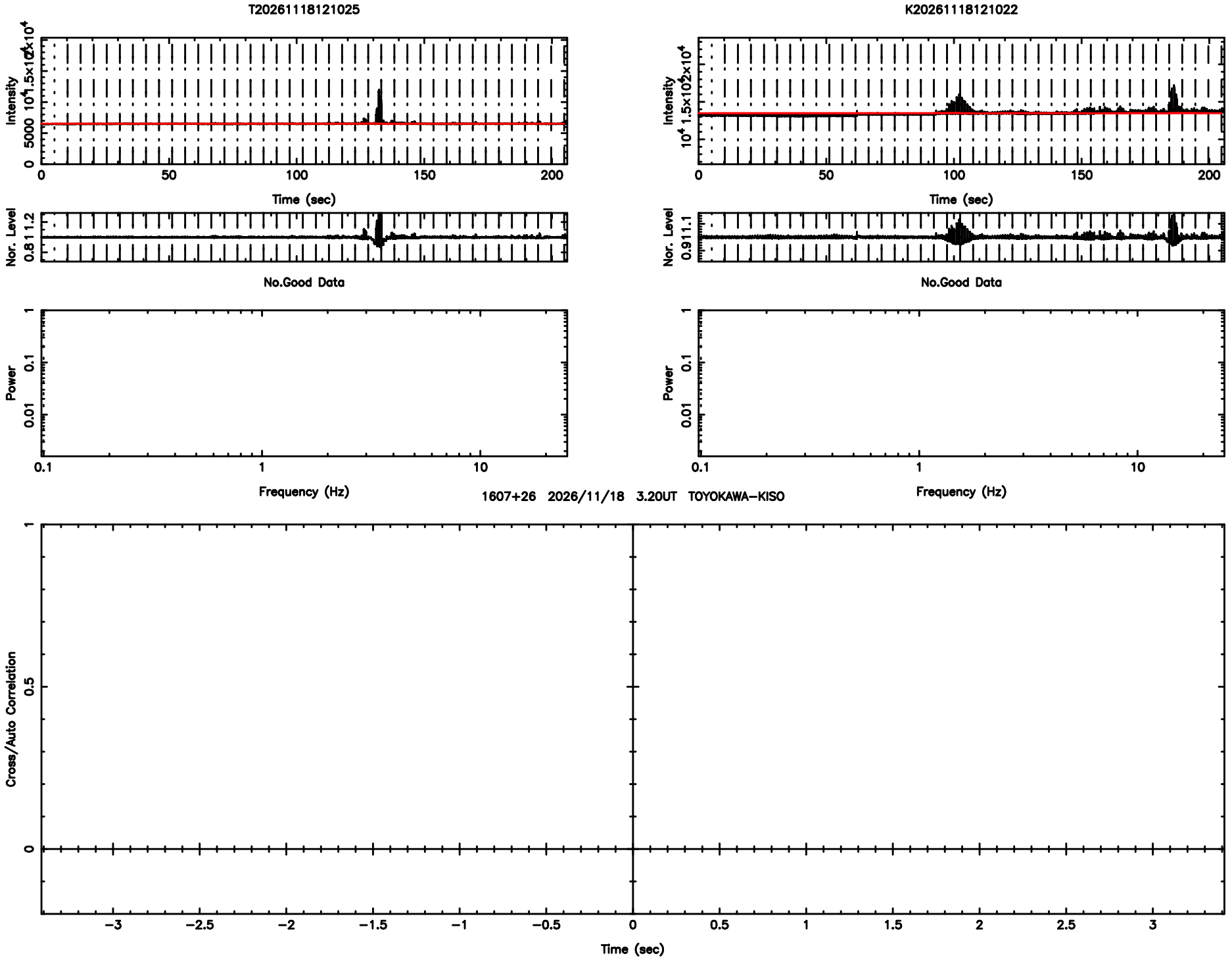
T20261118121025
K20261118121022
Intensity
Time (sec)
Nor. Level
No.Good Data
Power
Frequency (Hz)
1607+26 2026/11/18 3.20UT TOYOKAWA-KISO
Cross/Auto Correlation
Time (sec)

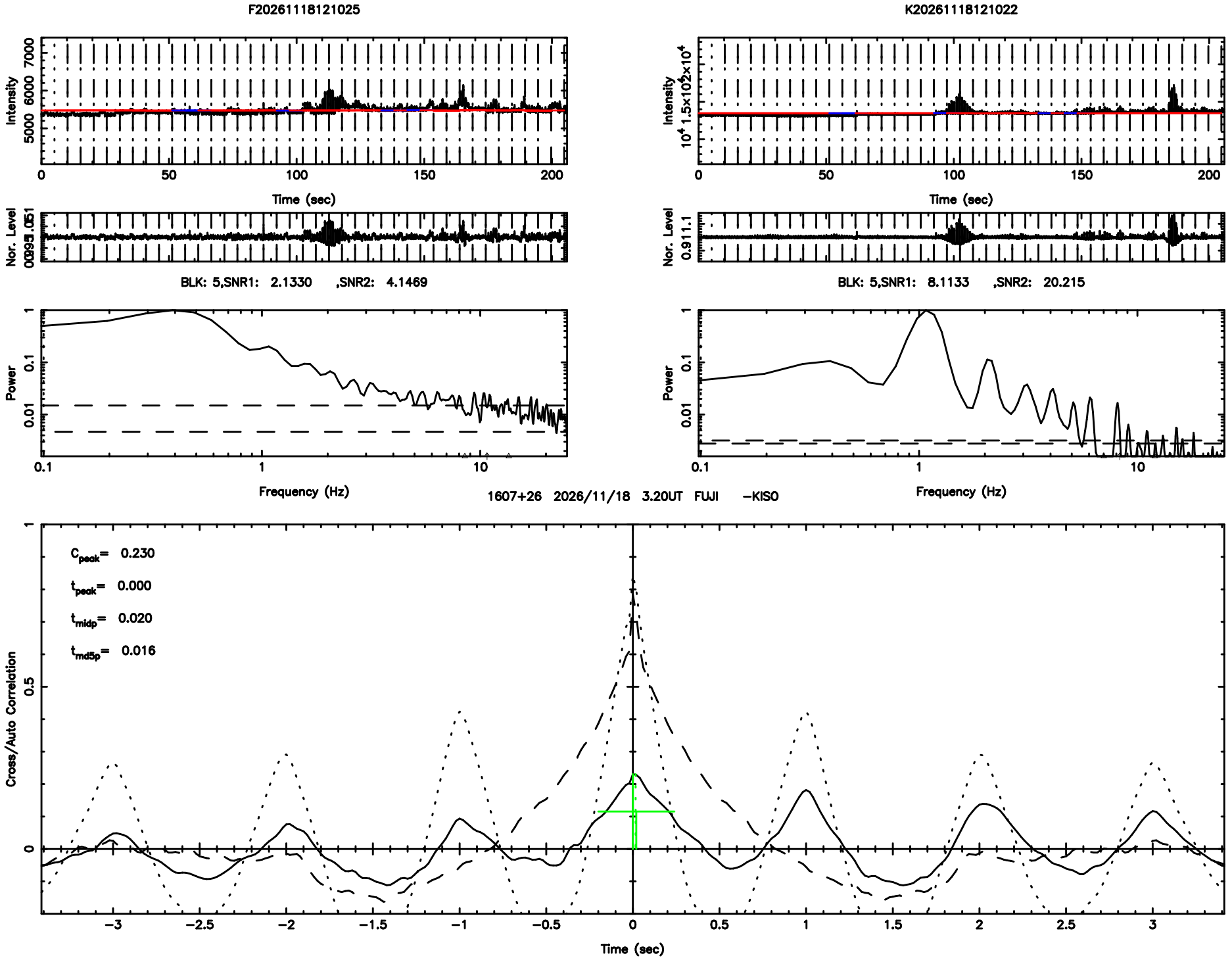
F20261118121025
K20261118121022
Intensity
Time (sec)
Nor. Level
BLK: 5,SNR1: 2.1330 ,SNR2: 4.1469
BLK: 5,SNR1: 8.1133 ,SNR2: 20.215
Power
Frequency (Hz)
1607+26 2026/11/18 3.20UT FUJI -KISO
C_{peak}= 0.230
t_{peak}= 0.000
t_{midp}= 0.020
t_{md5p}= 0.016
Cross/Auto Correlation
Time (sec)

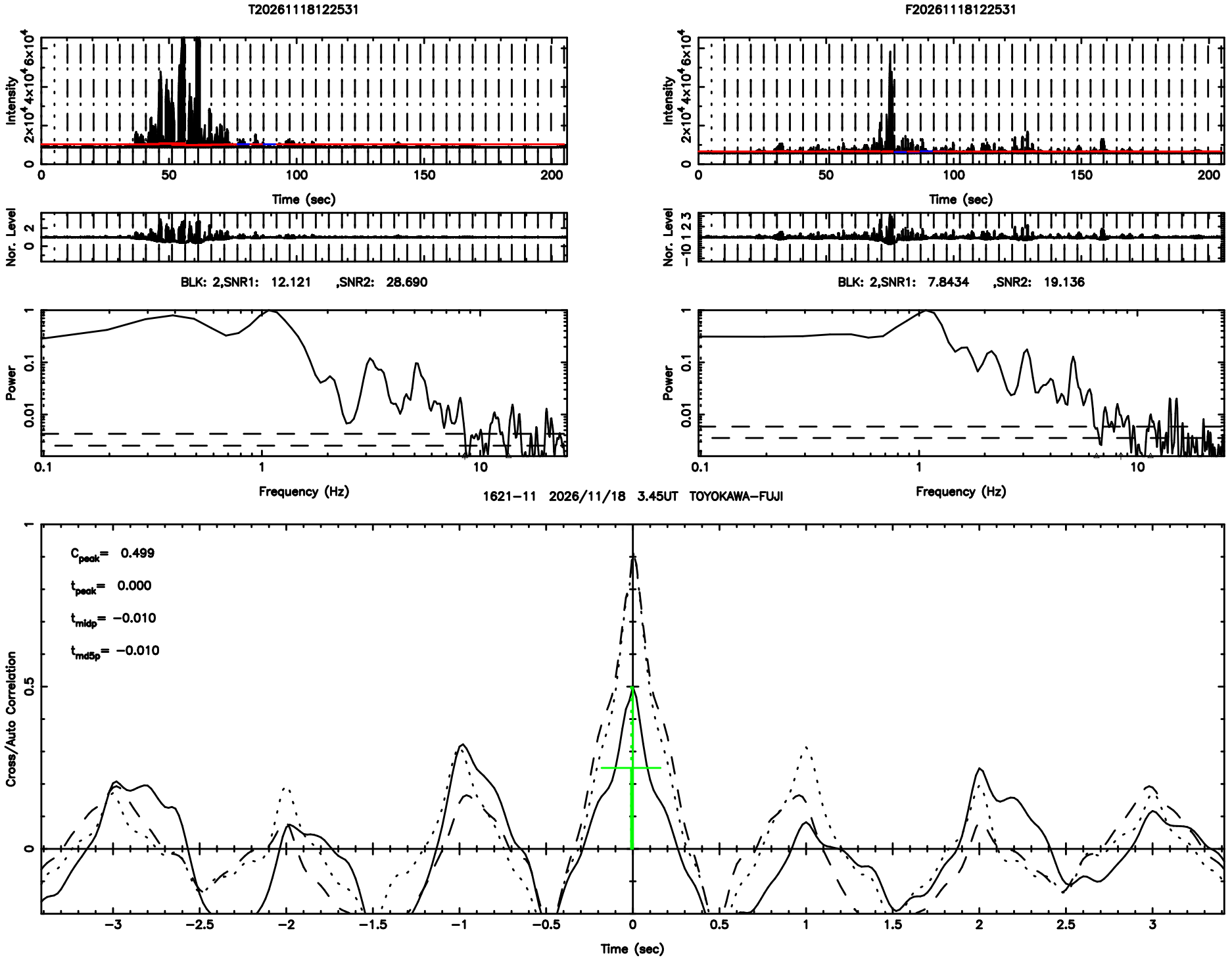
T20261118122531
F20261118122531
Intensity
Time (sec)
Nor. Level
BLK: 2,SNR1: 12.121 ,SNR2: 28.690
BLK: 2,SNR1: 7.8434 ,SNR2: 19.136
Power
Frequency (Hz)
1621−11 2026/11/18 3.45UT TOYOKAWA−FUJI
C_{peak}= 0.499
t_{peak}= 0.000
t_{mldp}= −0.010
t_{md5p}= −0.010
Cross/Auto Correlation
Time (sec)

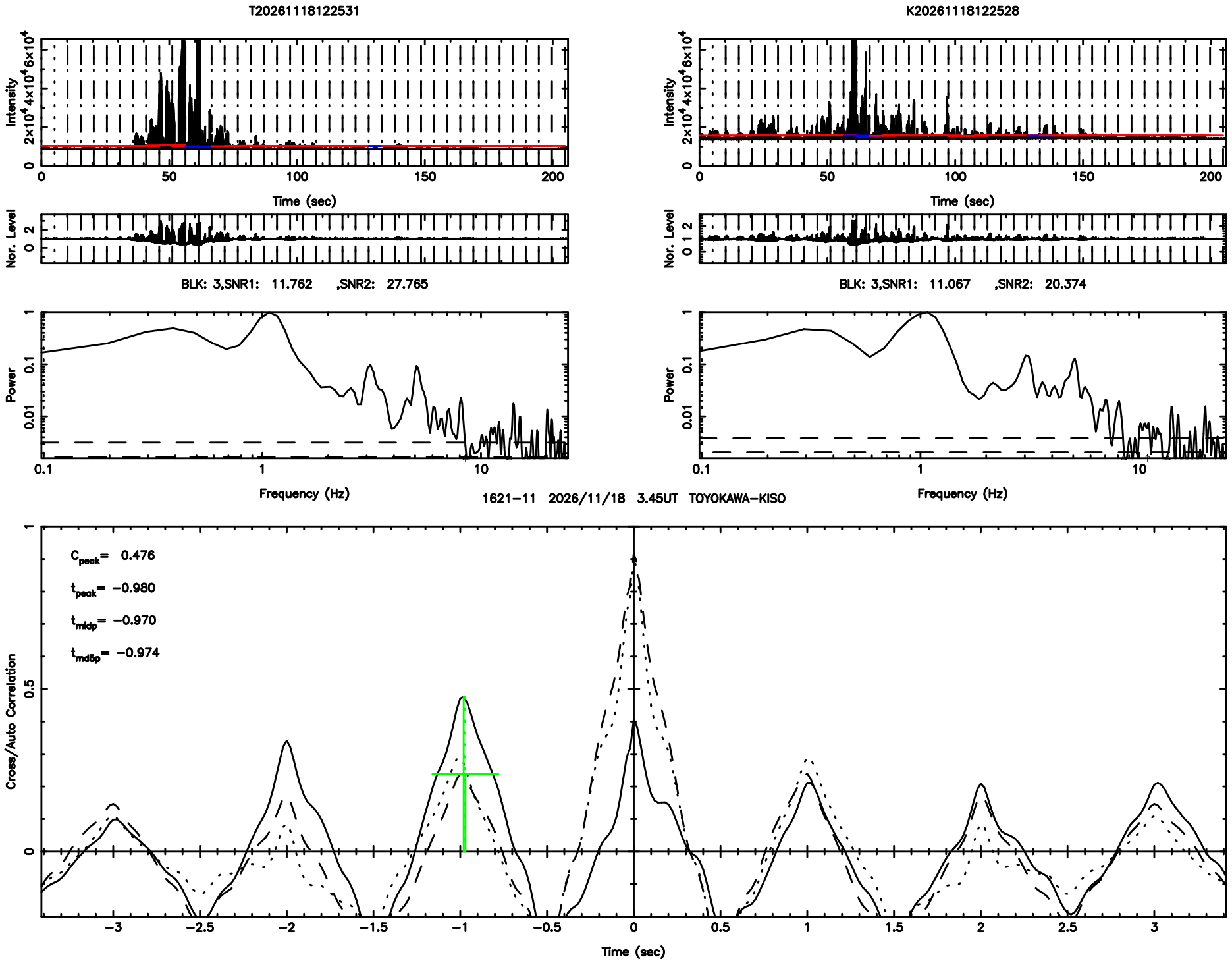
T20261118122531
K20261118122528
Intensity
Time (sec)
Nor. Level
BLK: 3,SNR1: 11.762 ,SNR2: 27.765
BLK: 3,SNR1: 11.067 ,SNR2: 20.374
Power
Frequency (Hz)
1621−11 2026/11/18 3.45UT TOYOKAWA−KISO
C_{peak}= 0.476
t_{peak}= −0.980
t_{mldp}= −0.970
t_{md5p}= −0.974
Cross/Auto Correlation
Time (sec)

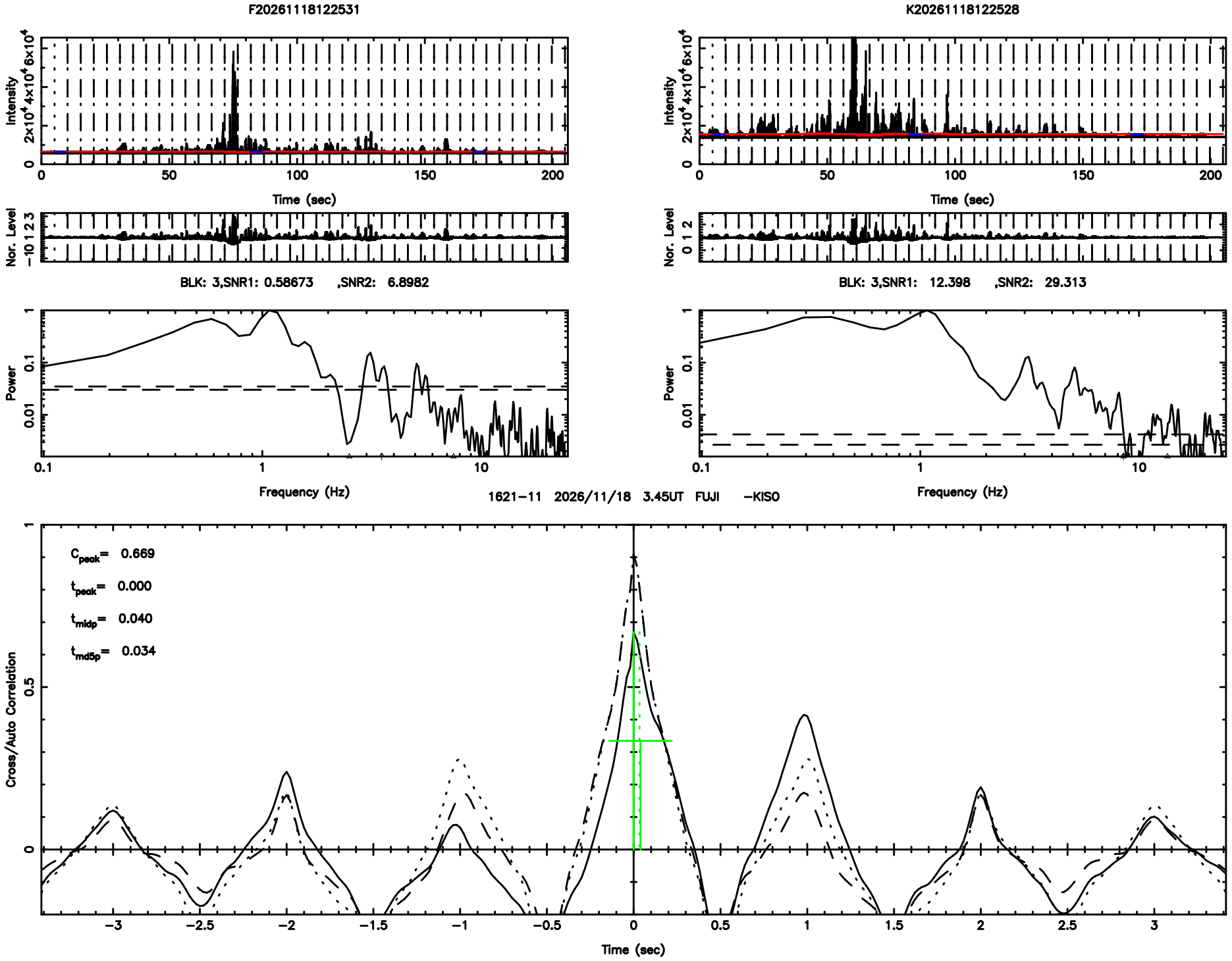
F20261118122531
K20261118122528
Intensity
Time (sec)
Nor. Level
BLK: 3,SNR1: 0.58673 ,SNR2: 6.8982
BLK: 3,SNR1: 12.398 ,SNR2: 29.313
Power
Frequency (Hz)
1621−11 2026/11/18 3.45UT FUJI −KISO
C_{peak}= 0.669
t_{peak}= 0.000
t_{mldp}= 0.040
t_{md5p}= 0.034
Cross/Auto Correlation
Time (sec)

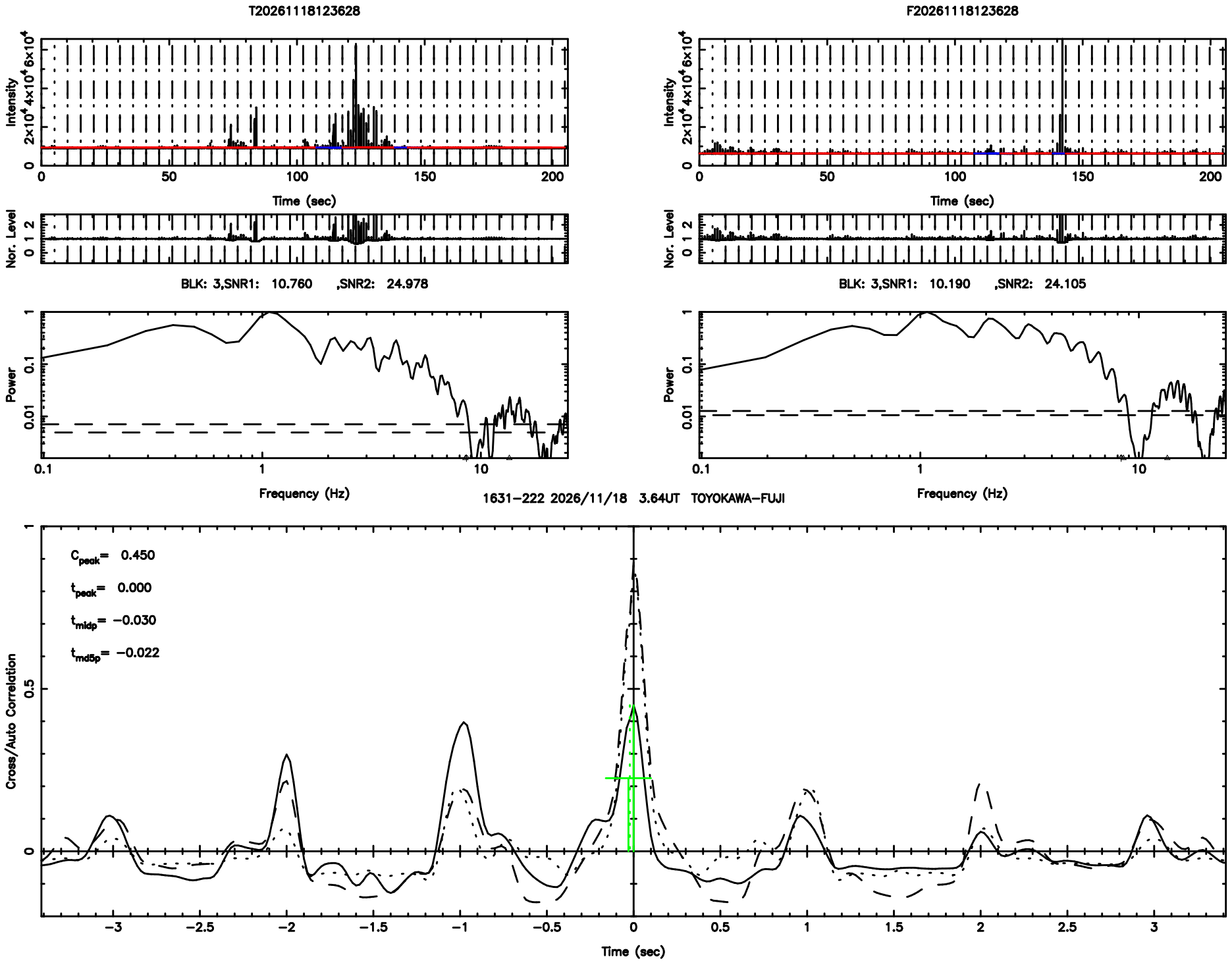
T20261118123628
F20261118123628
Intensity
Time (sec)
Nor. Level
BLK: 3,SNR1: 10.760 ,SNR2: 24.978
BLK: 3,SNR1: 10.190 ,SNR2: 24.105
Power
Frequency (Hz)
1631−222 2026/11/18 3.64UT TOYOKAWA−FUJI
C_{peak}= 0.450
t_{peak}= 0.000
t_{midp}= −0.030
t_{md5p}= −0.022
Cross/Auto Correlation
Time (sec)

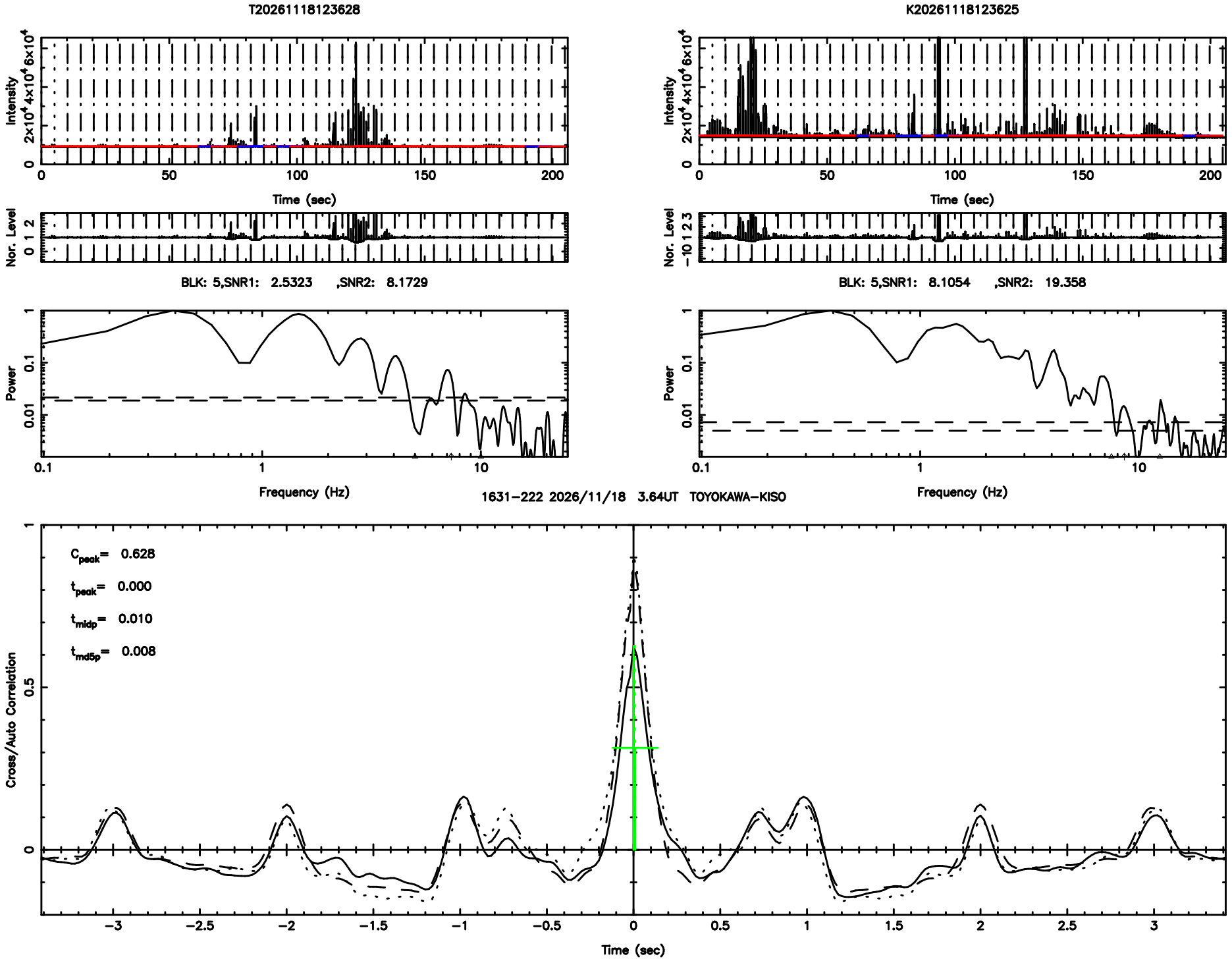
T20261118123628
K20261118123625
Intensity
Time (sec)
Nor. Level
BLK: 5,SNR1: 2.5323 ,SNR2: 8.1729
BLK: 5,SNR1: 8.1054 ,SNR2: 19.358
Power
Frequency (Hz)
1631−222 2026/11/18 3.64UT TOYOKAWA−KISO
C_peak= 0.628
t_peak= 0.000
t_midp= 0.010
t_md5p= 0.008
Cross/Auto Correlation
Time (sec)

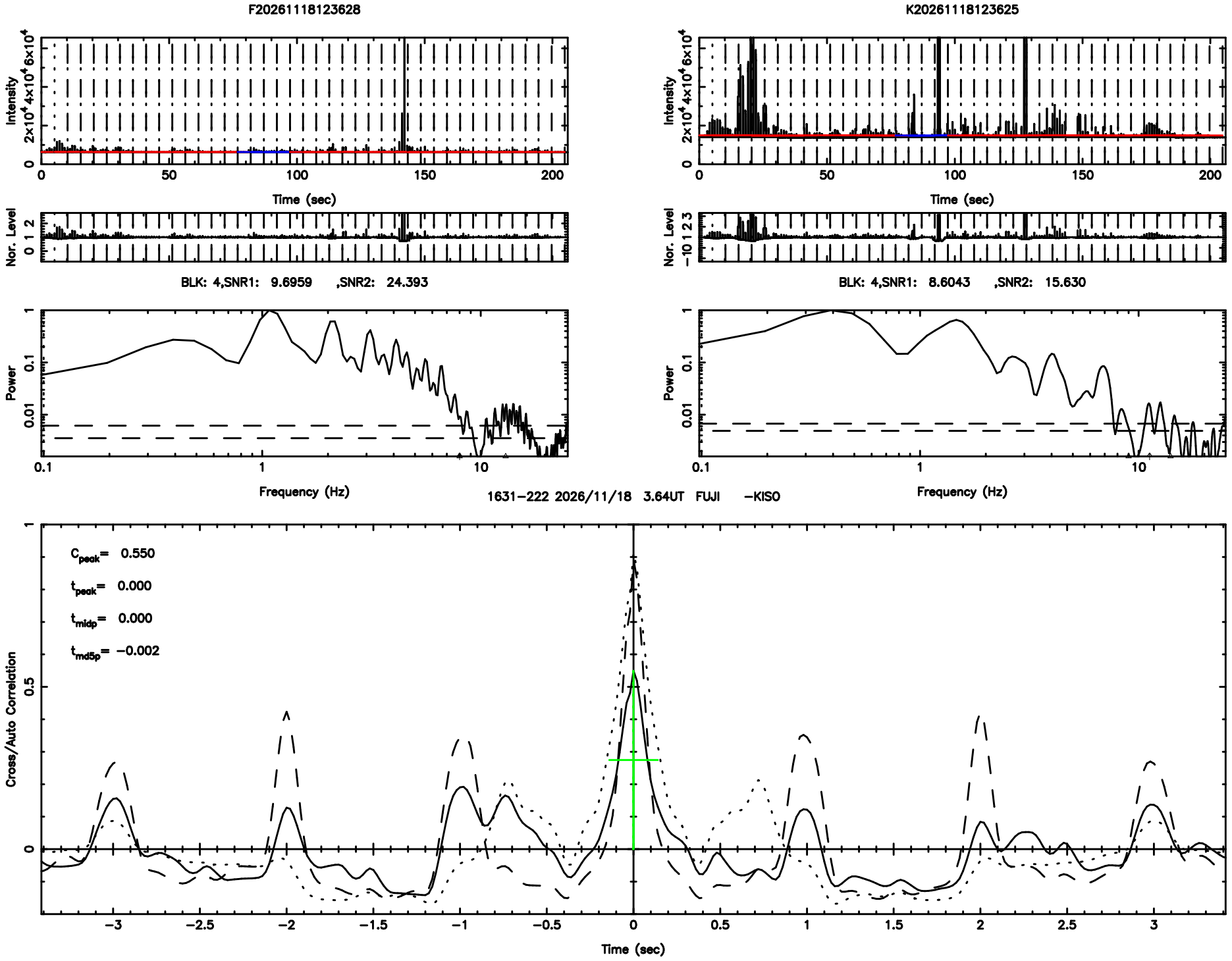
F20261118123628
K20261118123625
Intensity
Time (sec)
Nor. Level
BLK: 4,SNR1: 9.6959 ,SNR2: 24.393
BLK: 4,SNR1: 8.6043 ,SNR2: 15.630
Power
Frequency (Hz)
1631−222 2026/11/18 3.64UT FUJI −KISO
C_peak= 0.550
t_peak= 0.000
t_midp= 0.000
t_md5p= −0.002
Cross/Auto Correlation
Time (sec)

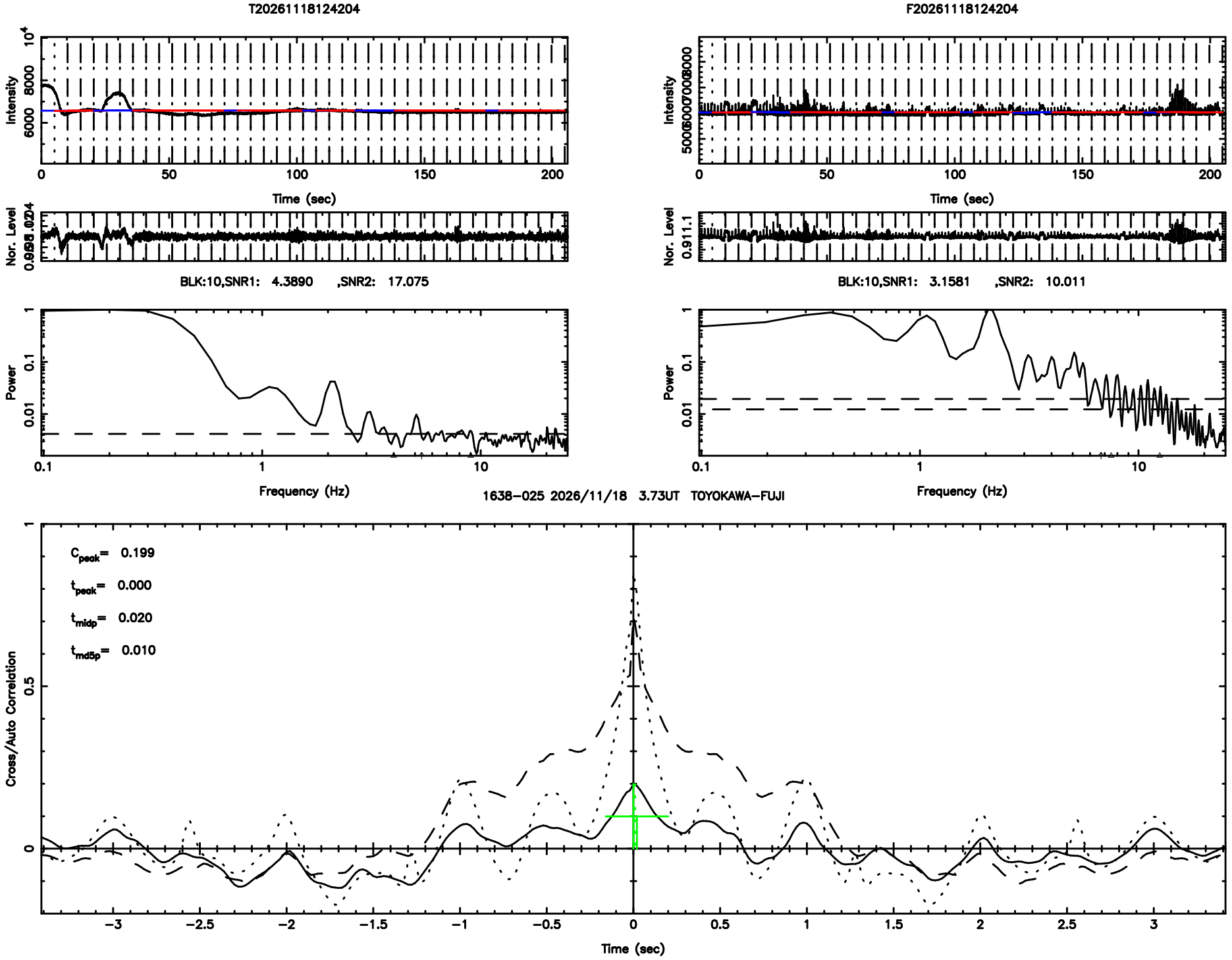
T20261118124204
F20261118124204
Intensity
Time (sec)
Nor. Level
BLK:10,SNR1: 4.3890 ,SNR2: 17.075
BLK:10,SNR1: 3.1581 ,SNR2: 10.011
Power
Frequency (Hz)
1638-025 2026/11/18 3.73UT TOYOKAWA-FUJI
C_{peak}= 0.199
t_{peak}= 0.000
t_{midp}= 0.020
t_{md5p}= 0.010
Cross/Auto Correlation
Time (sec)

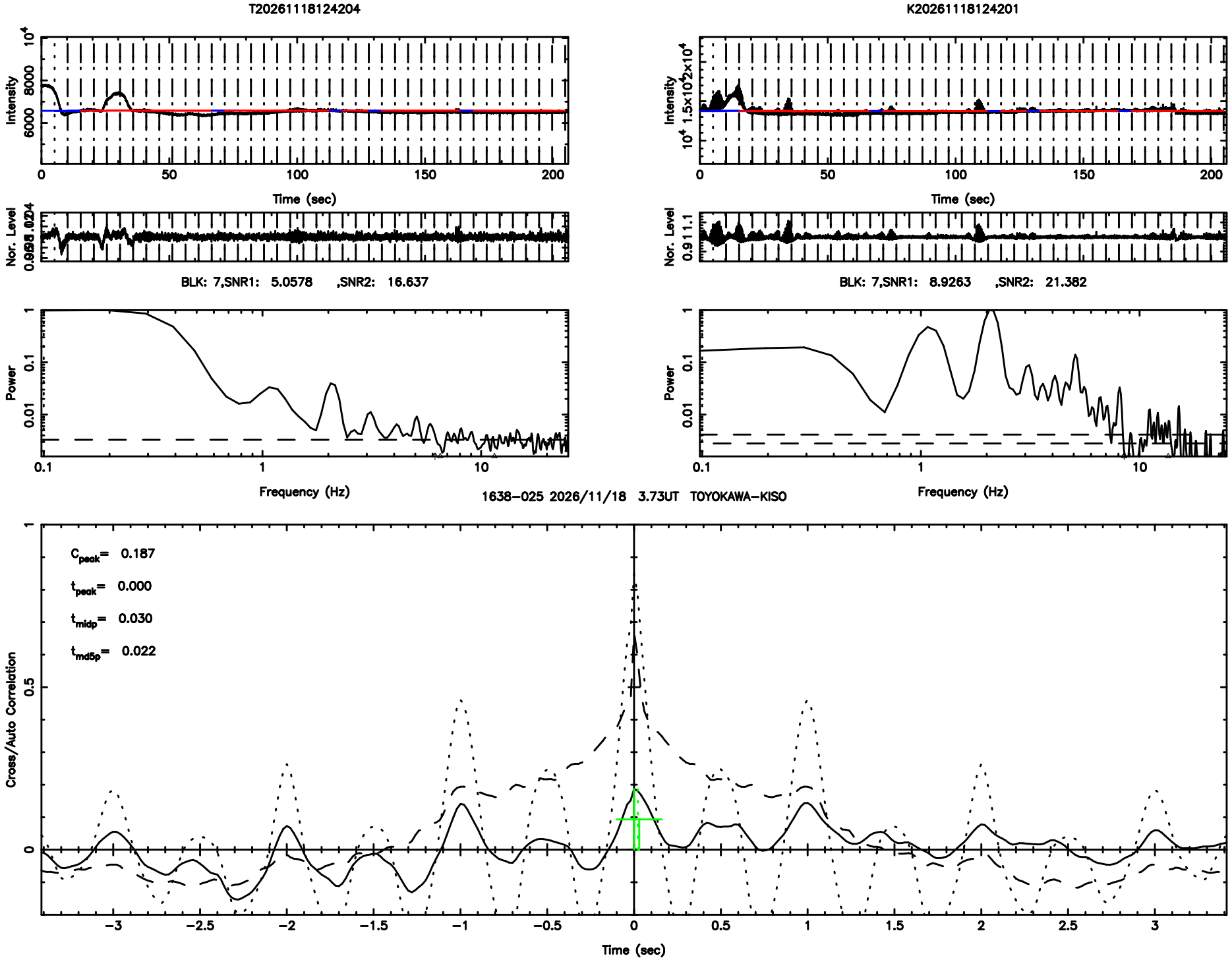
T20261118124204
K20261118124201
Intensity
Time (sec)
Nor. Level
BLK: 7,SNR1: 5.0578 ,SNR2: 16.637
BLK: 7,SNR1: 8.9263 ,SNR2: 21.382
Power
Frequency (Hz)
1638−025 2026/11/18 3.73UT TOYOKAWA−KISO
C_{peak}= 0.187
t_{peak}= 0.000
t_{midp}= 0.030
t_{md5p}= 0.022
Cross/Auto Correlation
Time (sec)

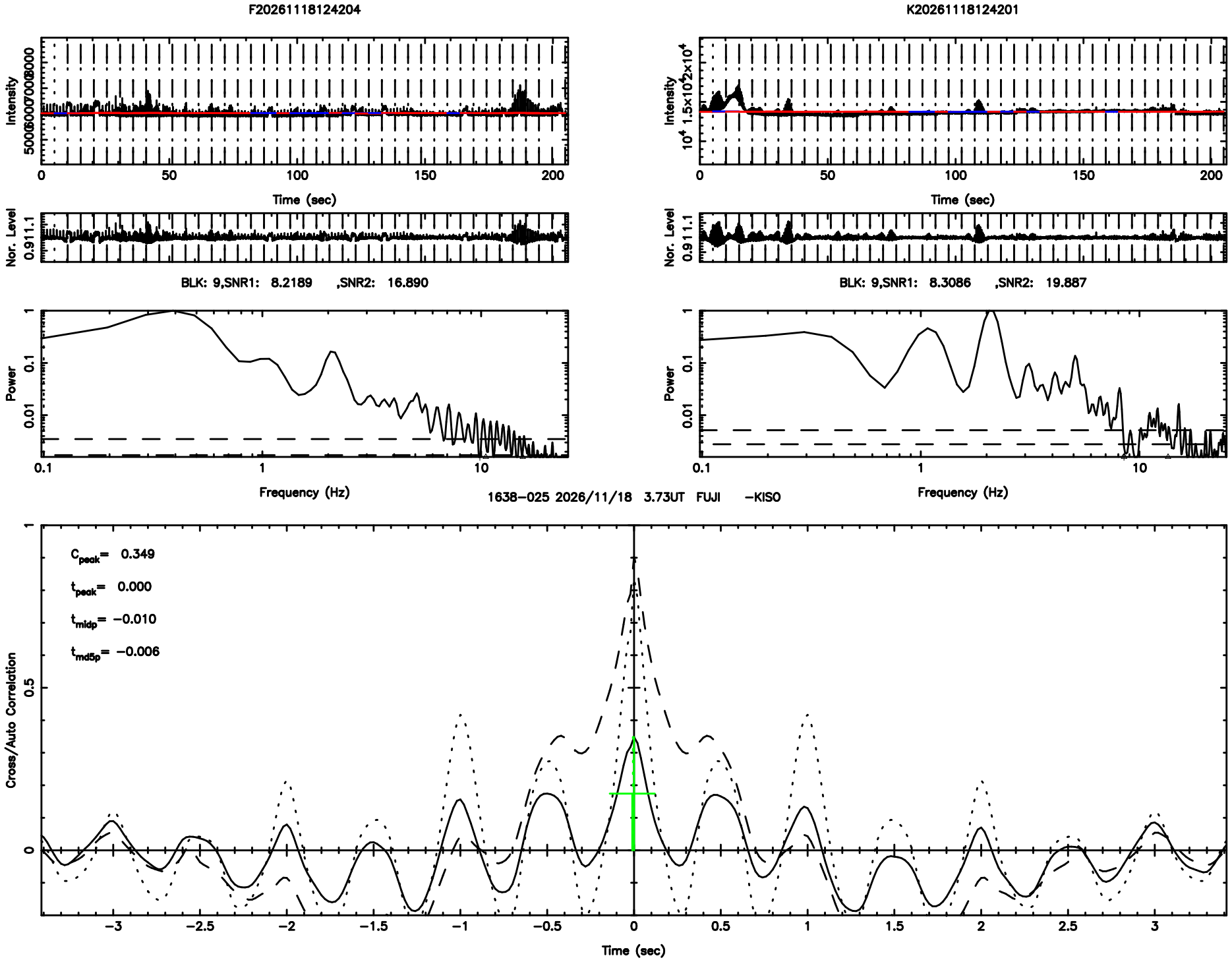
F20261118124204
K20261118124201
Intensity
Time (sec)
Nor. Level
BLK: 9,SNR1: 8.2189 ,SNR2: 16.890
BLK: 9,SNR1: 8.3086 ,SNR2: 19.887
Power
Frequency (Hz)
1638−025 2026/11/18 3.73UT FUJI −KISO
C_{peak}= 0.349
t_{peak}= 0.000
t_{mldp}= −0.010
t_{md5p}= −0.006
Cross/Auto Correlation
Time (sec)

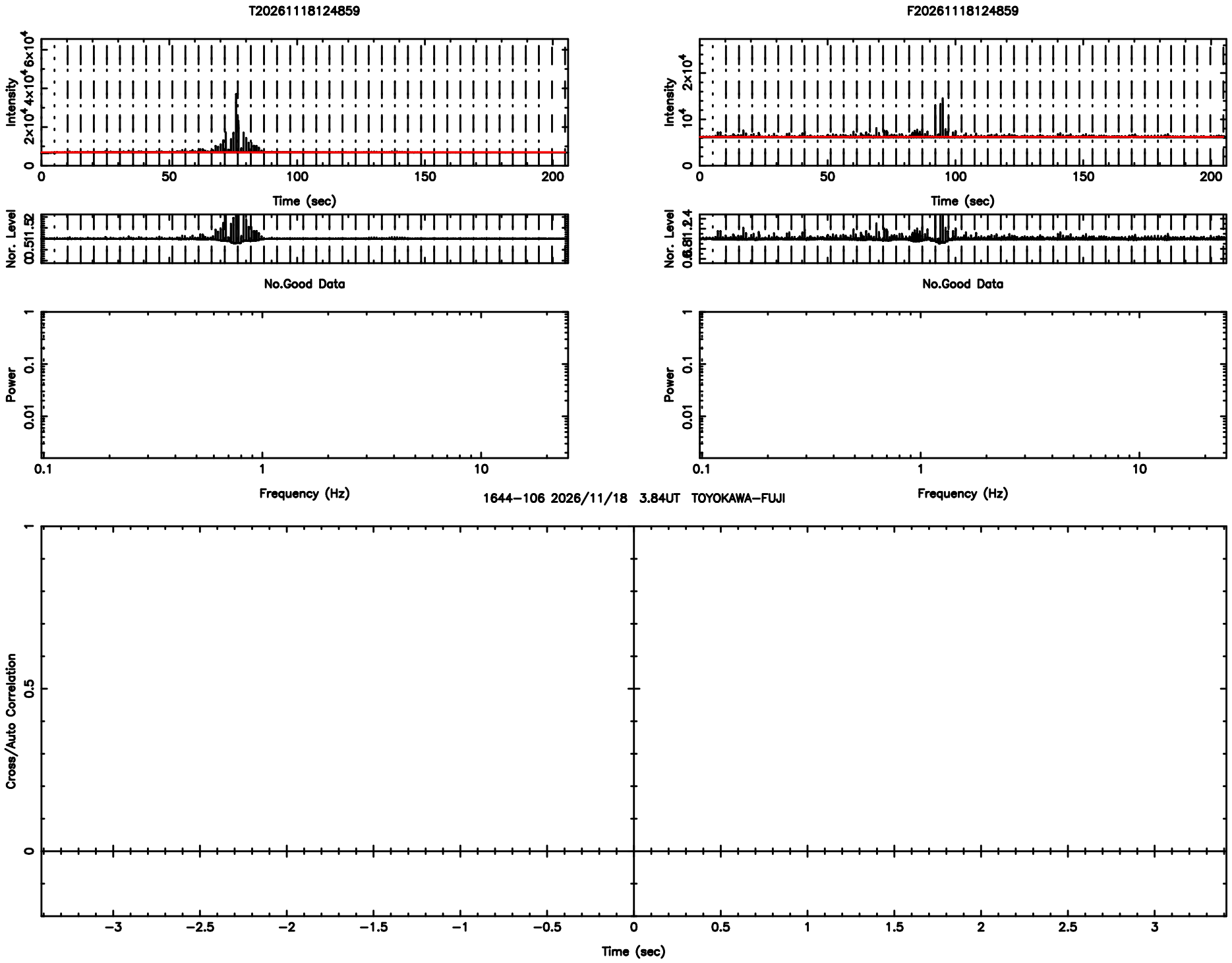
T20261118124859
F20261118124859
Intensity
Time (sec)
Nor. Level
No.Good Data
Power
Frequency (Hz)
1644−106 2026/11/18 3.84UT TOYOKAWA−FUJI
Cross/Auto Correlation
Time (sec)

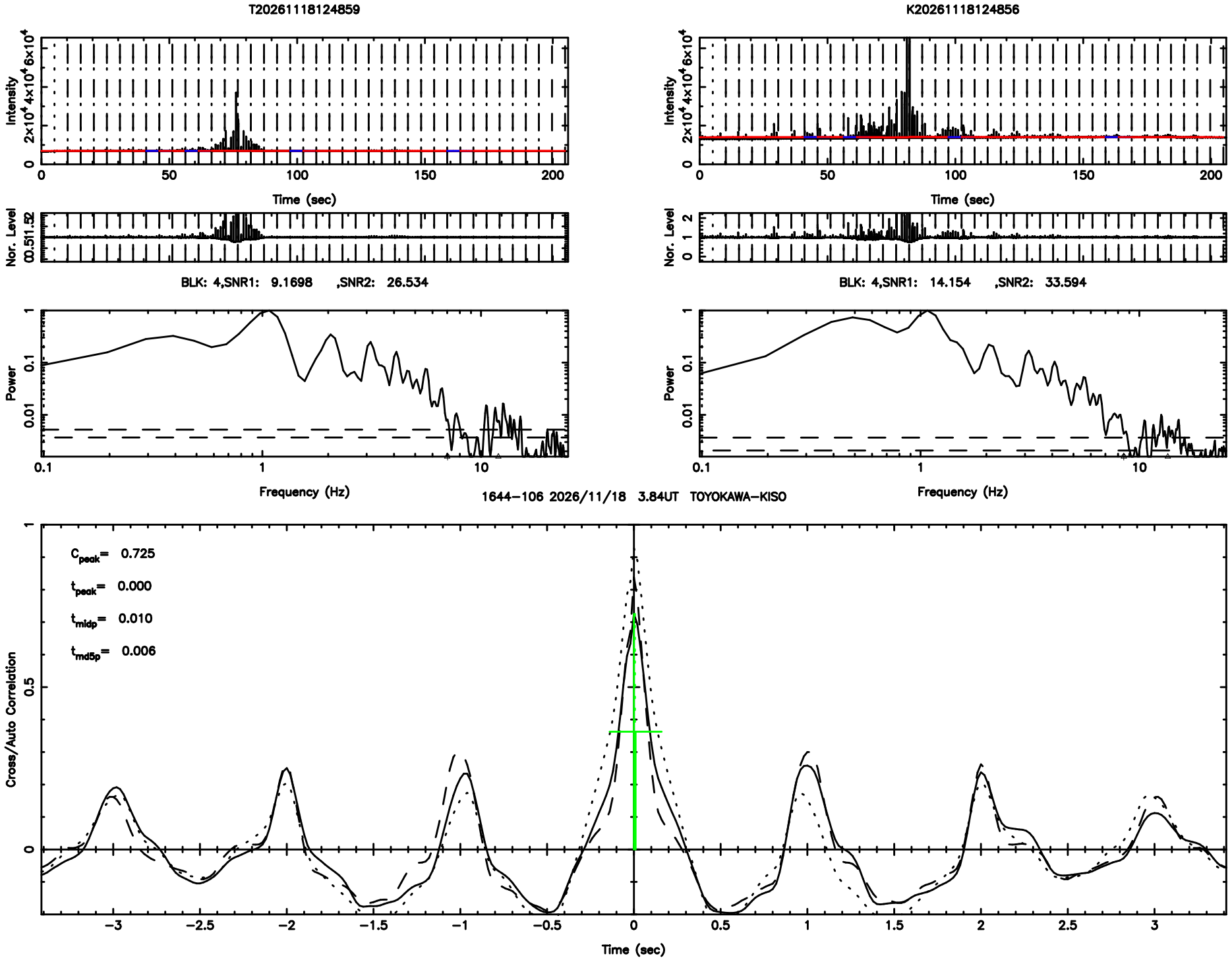
T20261118124859
K20261118124856
Intensity
Time (sec)
Nor. Level
BLK: 4,SNR1: 9.1698 ,SNR2: 26.534
BLK: 4,SNR1: 14.154 ,SNR2: 33.594
Power
Frequency (Hz)
1644−106 2026/11/18 3.84UT TOYOKAWA−KISO
C_peak= 0.725
t_peak= 0.000
t_midp= 0.010
t_md5p= 0.006
Cross/Auto Correlation
Time (sec)

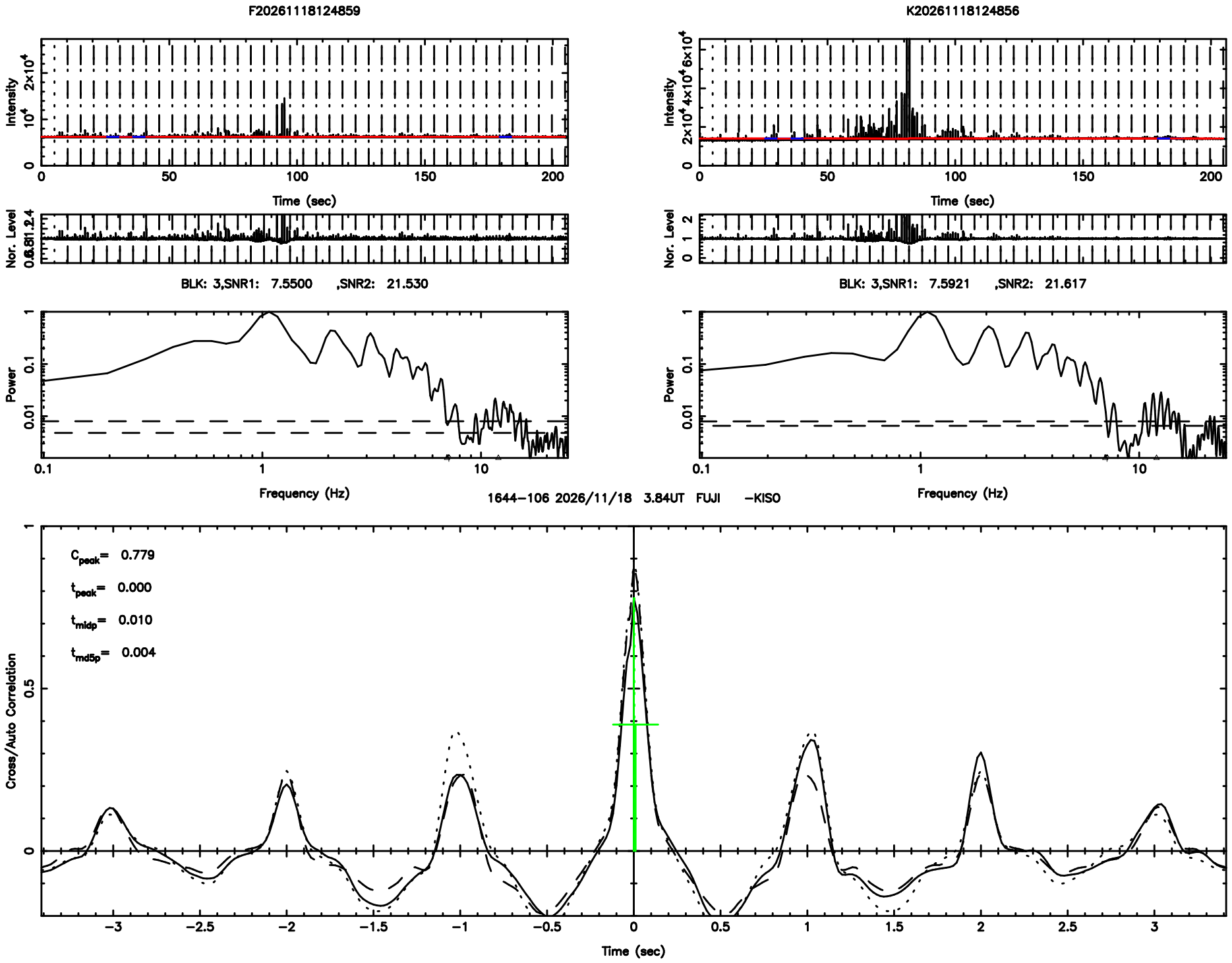
F20261118124859
K20261118124856
Intensity
Time (sec)
Nor. Level
BLK: 3,SNR1: 7.5500 ,SNR2: 21.530
BLK: 3,SNR1: 7.5921 ,SNR2: 21.617
Power
Frequency (Hz)
1644−106 2026/11/18 3.84UT FUJI −KISO
C_{peak}= 0.779
t_{peak}= 0.000
t_{mldp}= 0.010
t_{md5p}= 0.004
Cross/Auto Correlation
Time (sec)

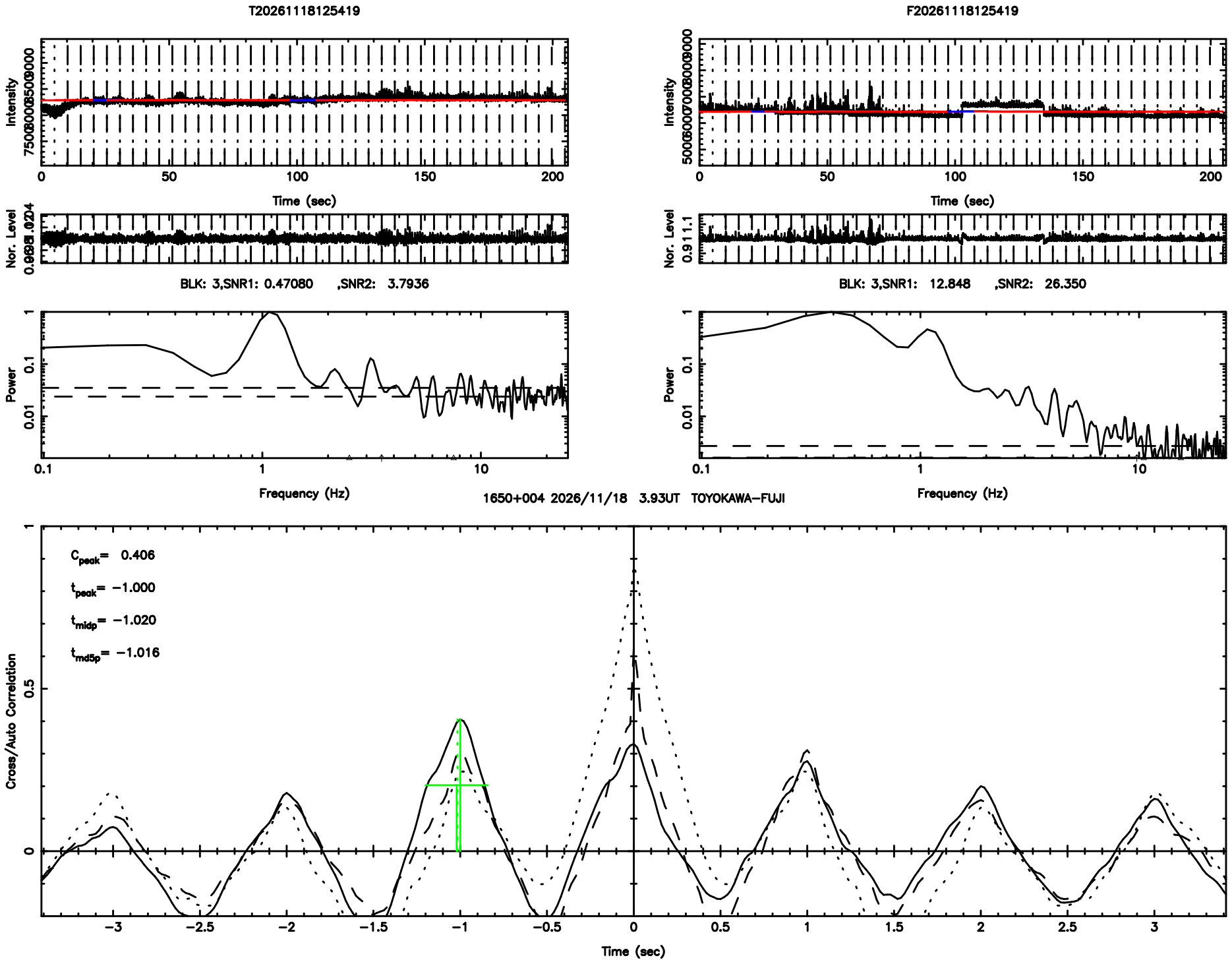
T20261118125419
F20261118125419
Intensity
Time (sec)
Nor. Level
BLK: 3,SNR1: 0.47080 ,SNR2: 3.7936
BLK: 3,SNR1: 12.848 ,SNR2: 26.350
Power
Frequency (Hz)
1650+004 2026/11/18 3.93UT TOYOKAWA-FUJI
C_{peak}= 0.406
t_{peak}= −1.000
t_{midp}= −1.020
t_{md5p}= −1.016
Cross/Auto Correlation
Time (sec)

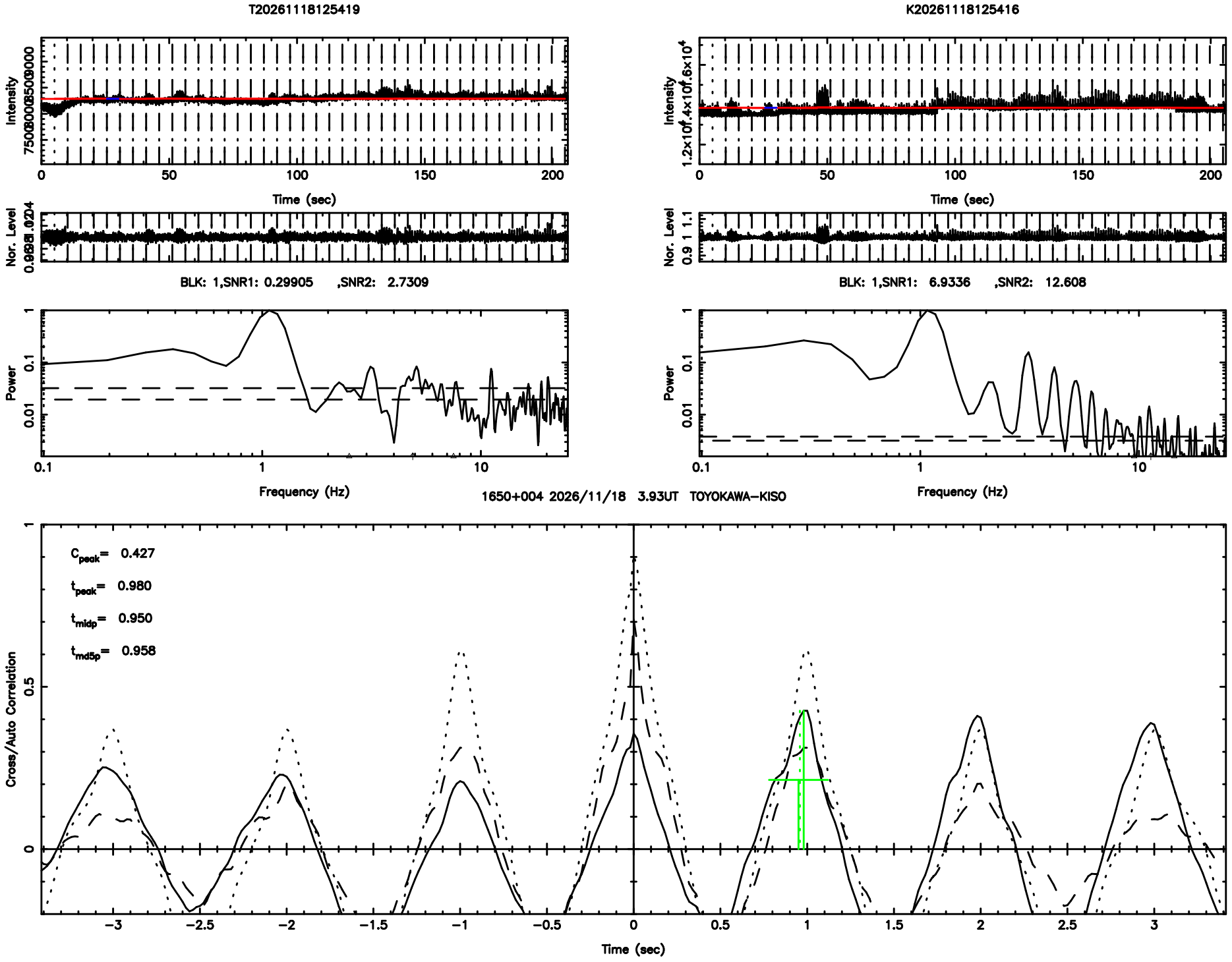
T20261118125419
K20261118125416
Intensity
Time (sec)
Nor. Level
BLK: 1,SNR1: 0.29905 ,SNR2: 2.7309
BLK: 1,SNR1: 6.9336 ,SNR2: 12.608
Power
Frequency (Hz)
1650+004 2026/11/18 3.93UT TOYOKAWA-KISO
C_{peak}= 0.427
t_{peak}= 0.980
t_{midp}= 0.950
t_{md5p}= 0.958
Cross/Auto Correlation
Time (sec)

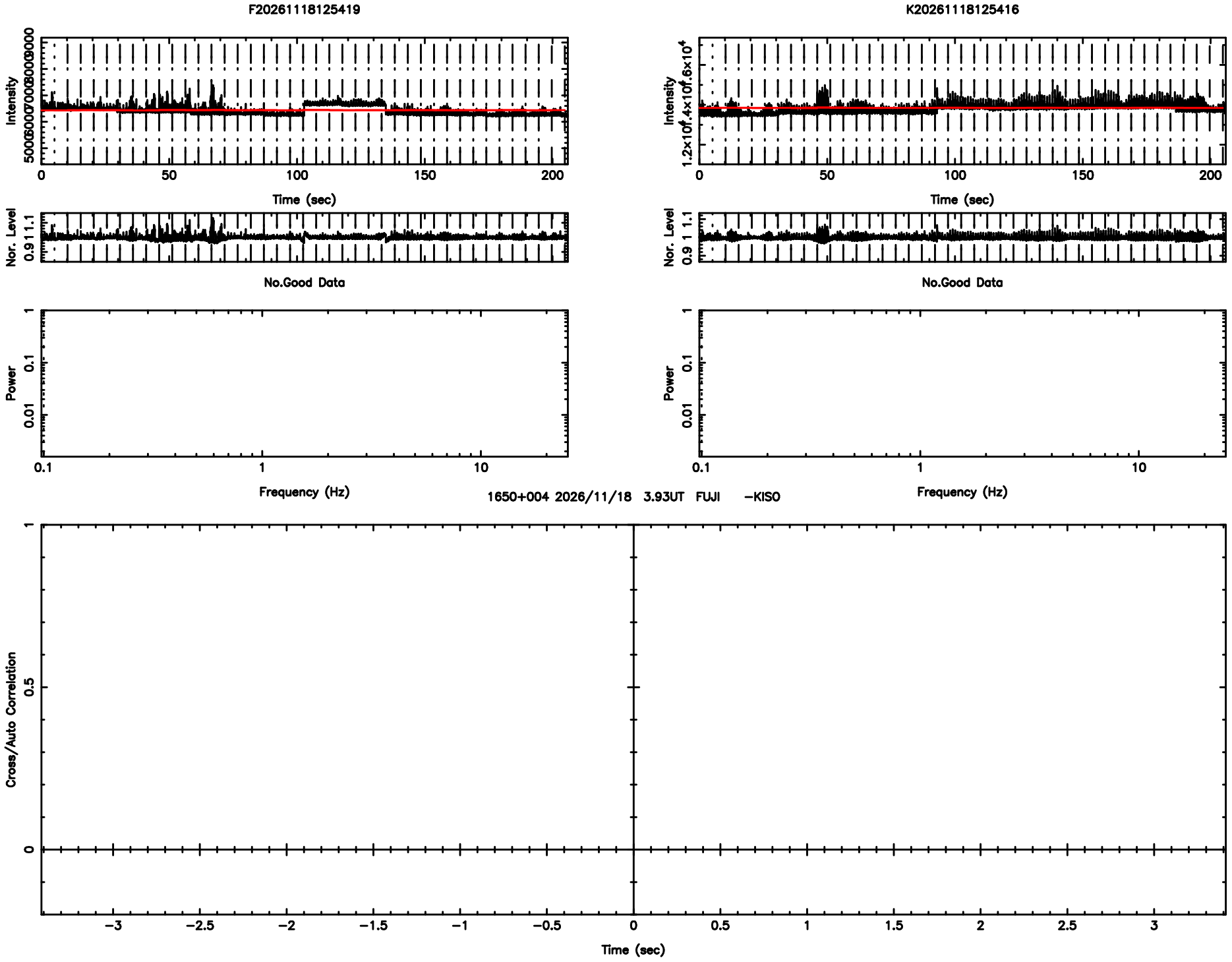
F20261118125419
K20261118125416
Intensity
Time (sec)
Nor. Level
No.Good Data
Power
Frequency (Hz)
1650+004 2026/11/18 3.93UT FUJI -KISO
Cross/Auto Correlation
Time (sec)

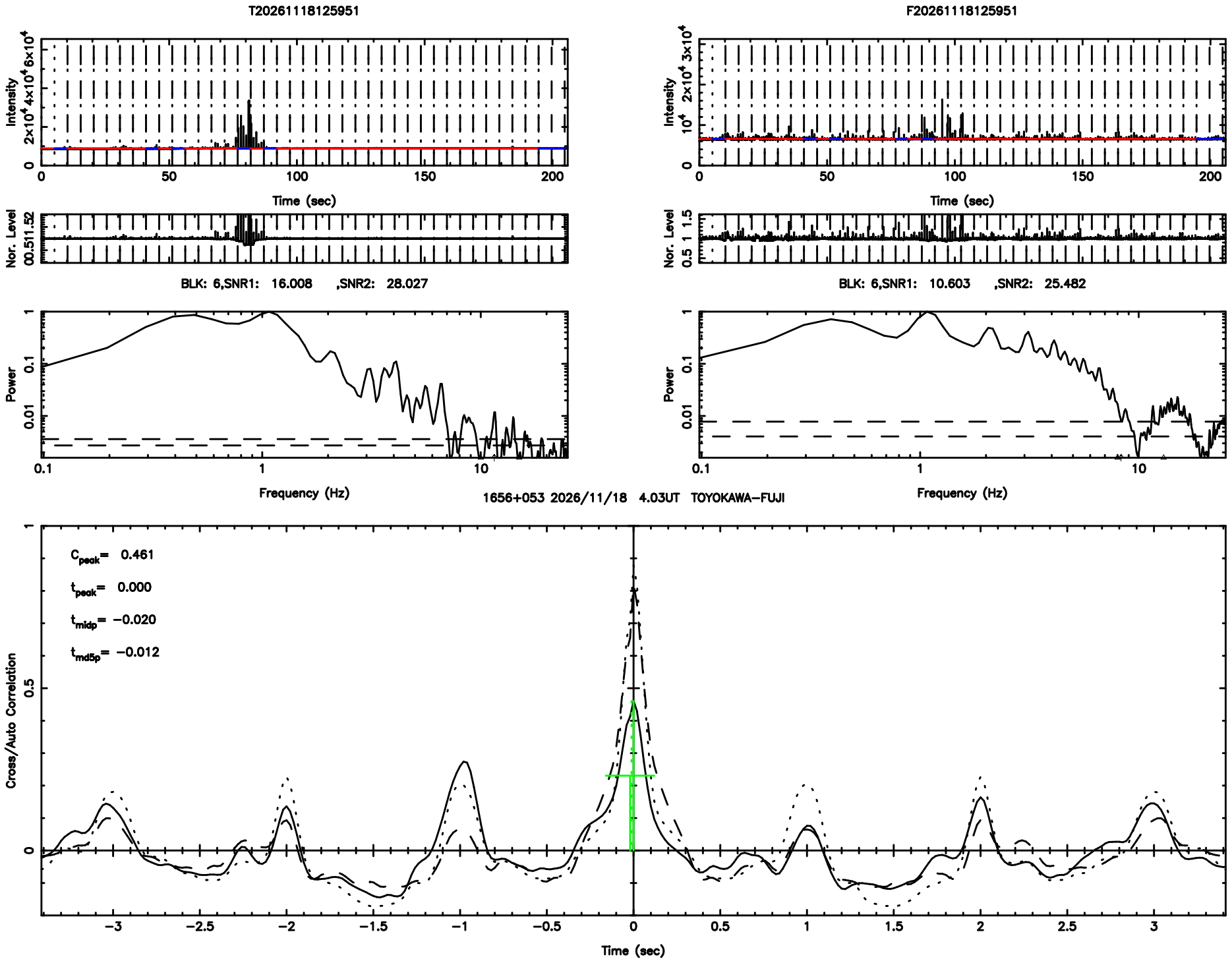
T20261118125951
F20261118125951
Intensity
Time (sec)
Nor. Level
BLK: 6,SNR1: 16.008 ,SNR2: 28.027
BLK: 6,SNR1: 10.603 ,SNR2: 25.482
Power
Frequency (Hz)
1656+053 2026/11/18 4.03UT TOYOKAWA-FUJI
C_peak= 0.461
t_peak= 0.000
t_midp= −0.020
t_md5p= −0.012
Cross/Auto Correlation
Time (sec)

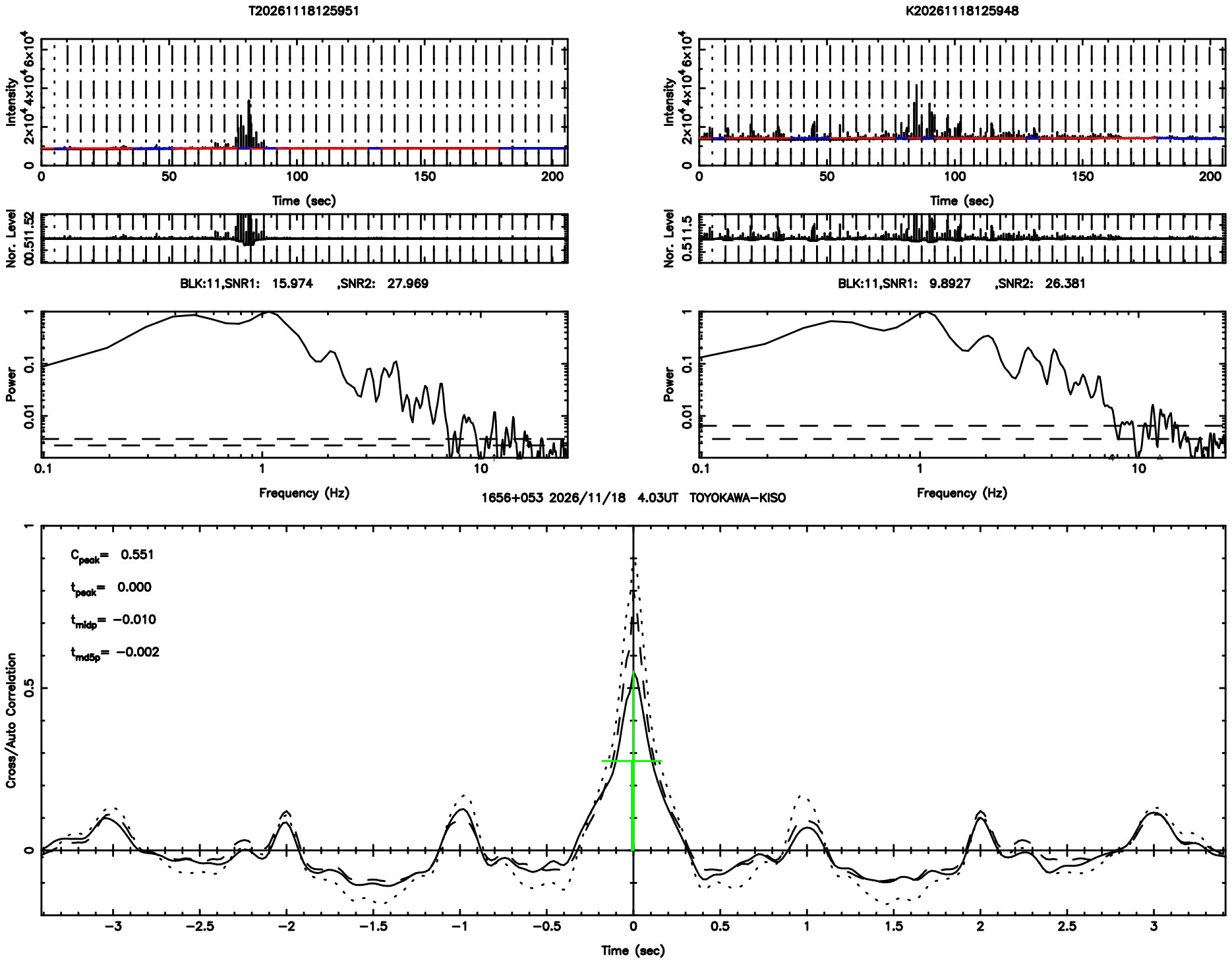
T20261118125951
K20261118125948
Intensity
Time (sec)
Nor. Level
BLK:11,SNR1: 15.974 ,SNR2: 27.969
BLK:11,SNR1: 9.8927 ,SNR2: 26.381
Power
Frequency (Hz)
1656+053 2026/11/18 4.03UT TOYOKAWA-KISO
C_peak= 0.551
t_peak= 0.000
t_mldp= -0.010
t_md5p= -0.002
Cross/Auto Correlation
Time (sec)

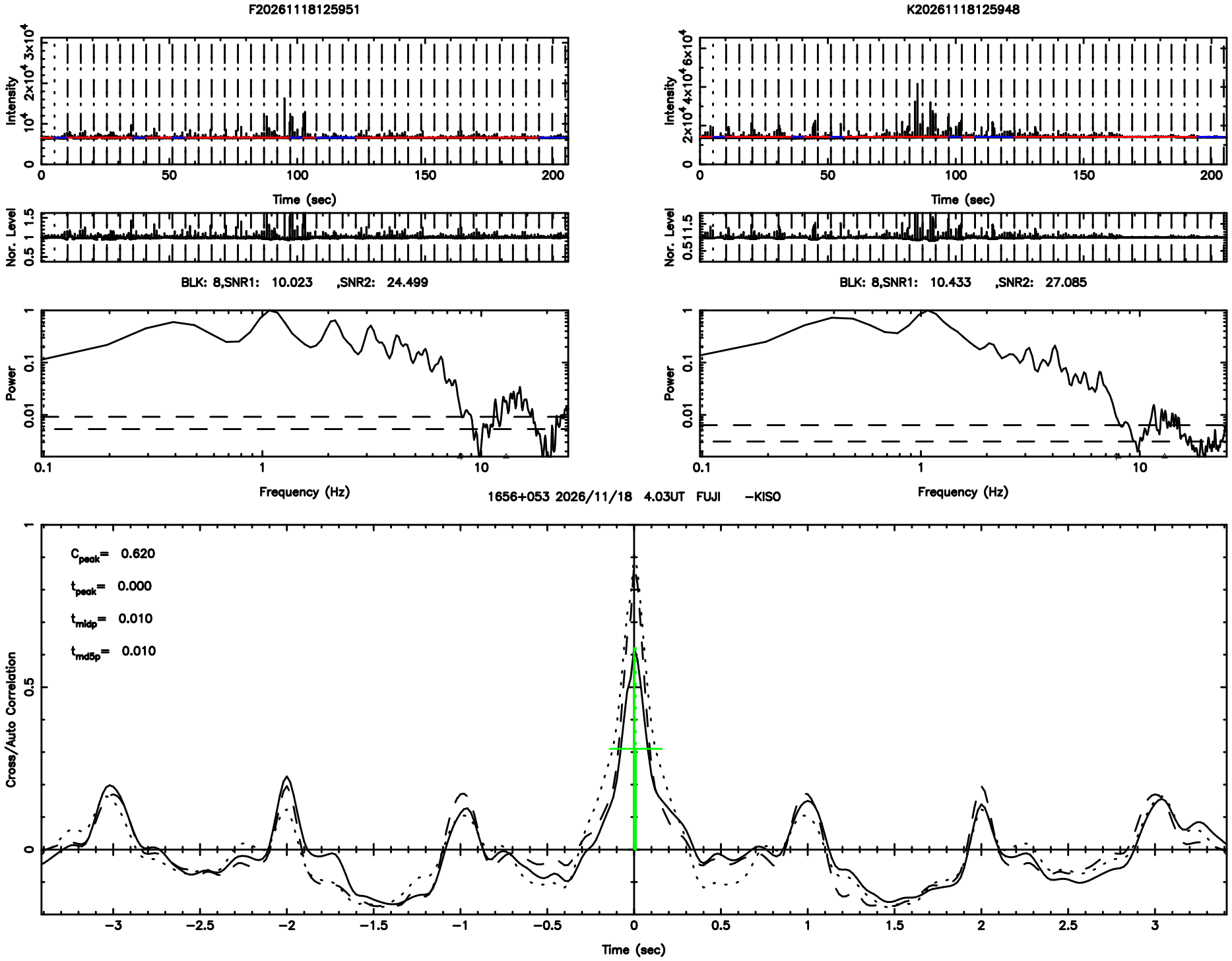
F20261118125951
K20261118125948
Intensity
Time (sec)
Nor. Level
BLK: 8,SNR1: 10.023 ,SNR2: 24.499
BLK: 8,SNR1: 10.433 ,SNR2: 27.085
Power
Frequency (Hz)
1656+053 2026/11/18 4.03UT FUJI -KISO
C_{peak}= 0.620
t_{peak}= 0.000
t_{mldp}= 0.010
t_{md5p}= 0.010
Cross/Auto Correlation
Time (sec)

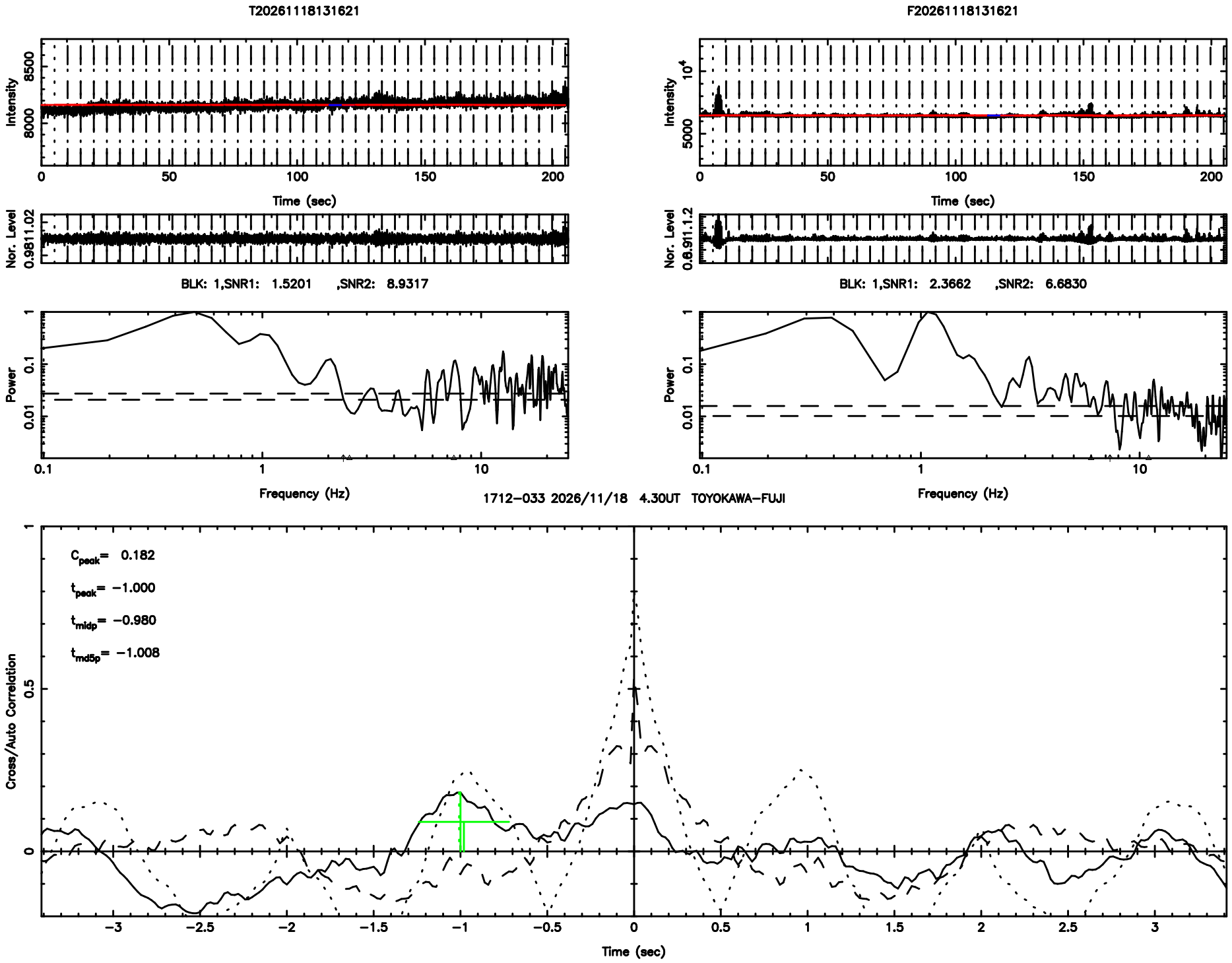
T20261118131621
F20261118131621
Intensity
Time (sec)
Nor. Level
BLK: 1,SNR1: 1.5201 ,SNR2: 8.9317
BLK: 1,SNR1: 2.3662 ,SNR2: 6.6830
Power
Frequency (Hz)
1712−033 2026/11/18 4.30UT TOYOKAWA−FUJI
C_{peak}= 0.182
t_{peak}= −1.000
t_{mldp}= −0.980
t_{mld5p}= −1.008
Cross/Auto Correlation
Time (sec)

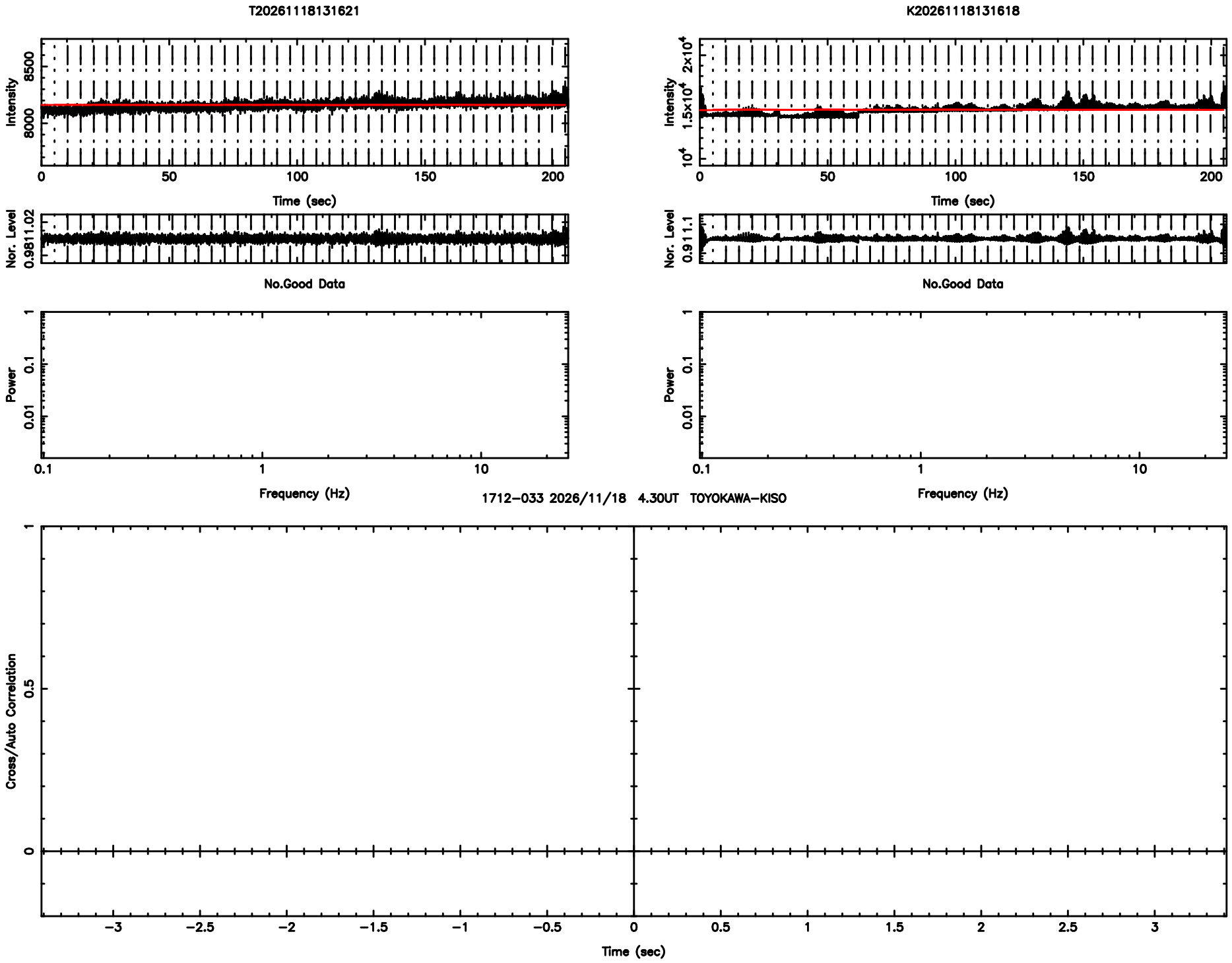
T20261118131621
K20261118131618
Intensity
8500
8000
0
50
100
150
200
Time (sec)
Nor. Level
0.9811.02
No.Good Data
Power
1
0.1
0.01
0.1
1
10
Frequency (Hz)
1712−033 2026/11/18 4.30UT TOYOKAWA−KISO
Cross/Auto Correlation
0.5
−3
−2.5
−2
−1.5
−1
−0.5
0.5
1
1.5
2
2.5
3

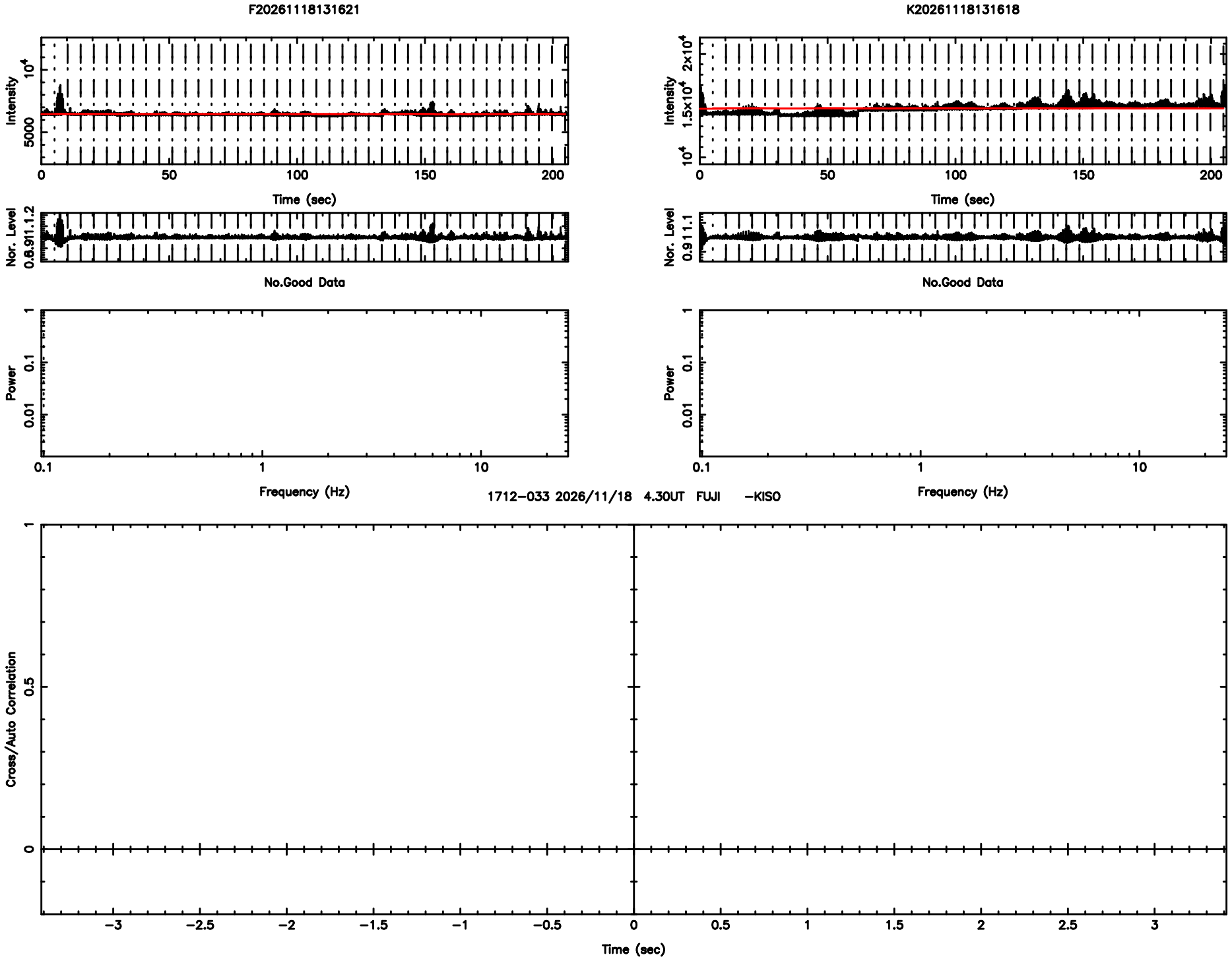
F20261118131621
K20261118131618
Intensity
Time (sec)
Nor. Level
No.Good Data
Power
Frequency (Hz)
1712−033 2026/11/18 4.30UT FUJI −KISO
Cross/Auto Correlation
Time (sec)

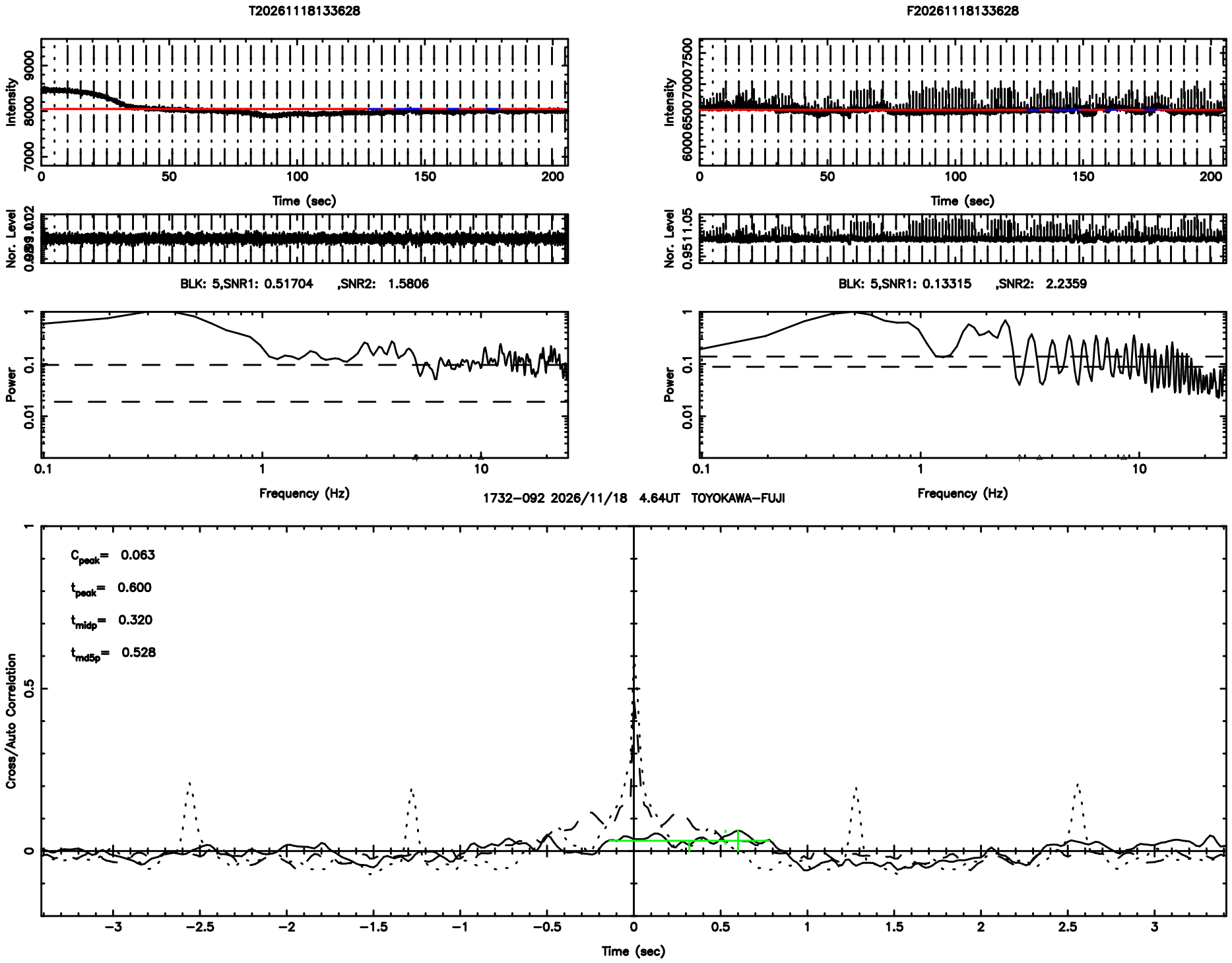
T20261118133628
F20261118133628
Intensity
Time (sec)
Nor. Level
BLK: 5,SNR1: 0.51704 ,SNR2: 1.5806
BLK: 5,SNR1: 0.13315 ,SNR2: 2.2359
Power
Frequency (Hz)
1732−092 2026/11/18 4.64UT TOYOKAWA−FUJI
C_{peak}= 0.063
t_{peak}= 0.600
t_{midp}= 0.320
t_{md5p}= 0.528
Cross/Auto Correlation
Time (sec)

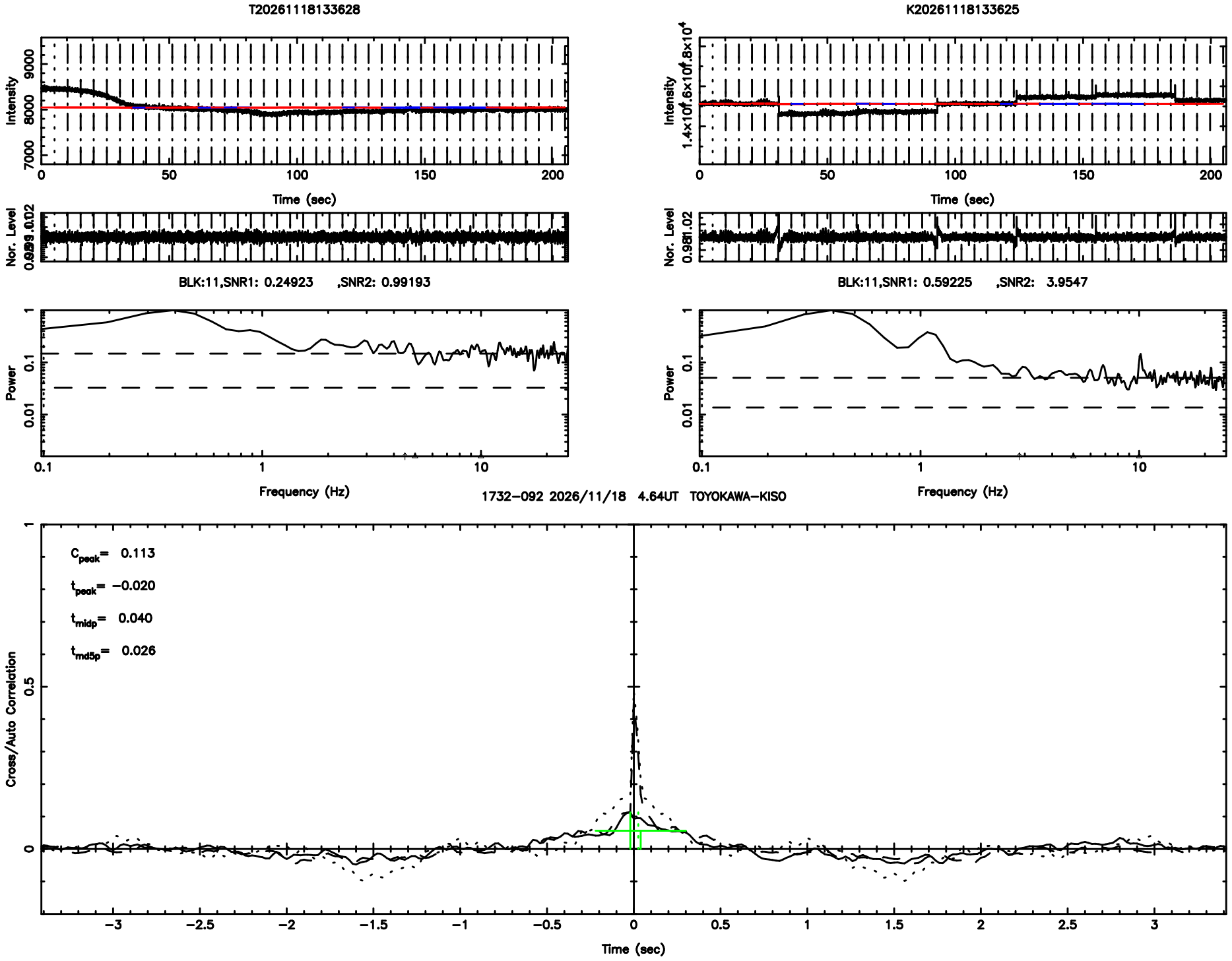
T20261118133628
K20261118133625
Intensity
Time (sec)
Nor. Level
BLK:11,SNR1: 0.24923 ,SNR2: 0.99193
BLK:11,SNR1: 0.59225 ,SNR2: 3.9547
Power
Frequency (Hz)
1732−092 2026/11/18 4.64UT TOYOKAWA−KISO
C_{peak}= 0.113
t_{peak}= −0.020
t_{mldp}= 0.040
t_{md5p}= 0.026
Cross/Auto Correlation
Time (sec)

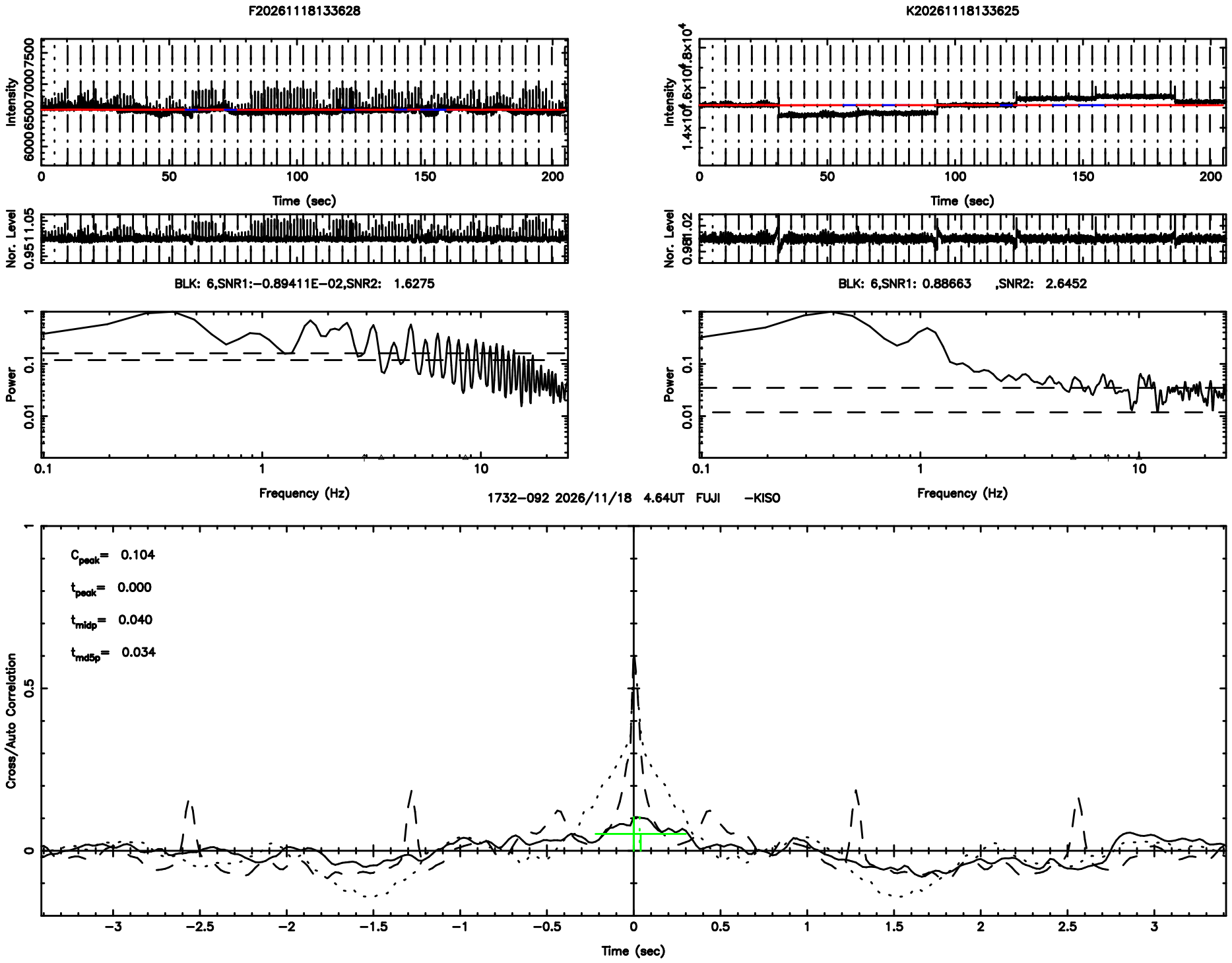
F20261118133628
K20261118133625
Intensity
Time (sec)
Nor. Level
BLK: 6,SNR1:−0.89411E−02,SNR2: 1.6275
BLK: 6,SNR1: 0.88663 ,SNR2: 2.6452
Power
Frequency (Hz)
1732−092 2026/11/18 4.64UT FUJI −KISO
C_peak= 0.104
t_peak= 0.000
t_mldp= 0.040
t_md5p= 0.034
Cross/Auto Correlation
Time (sec)

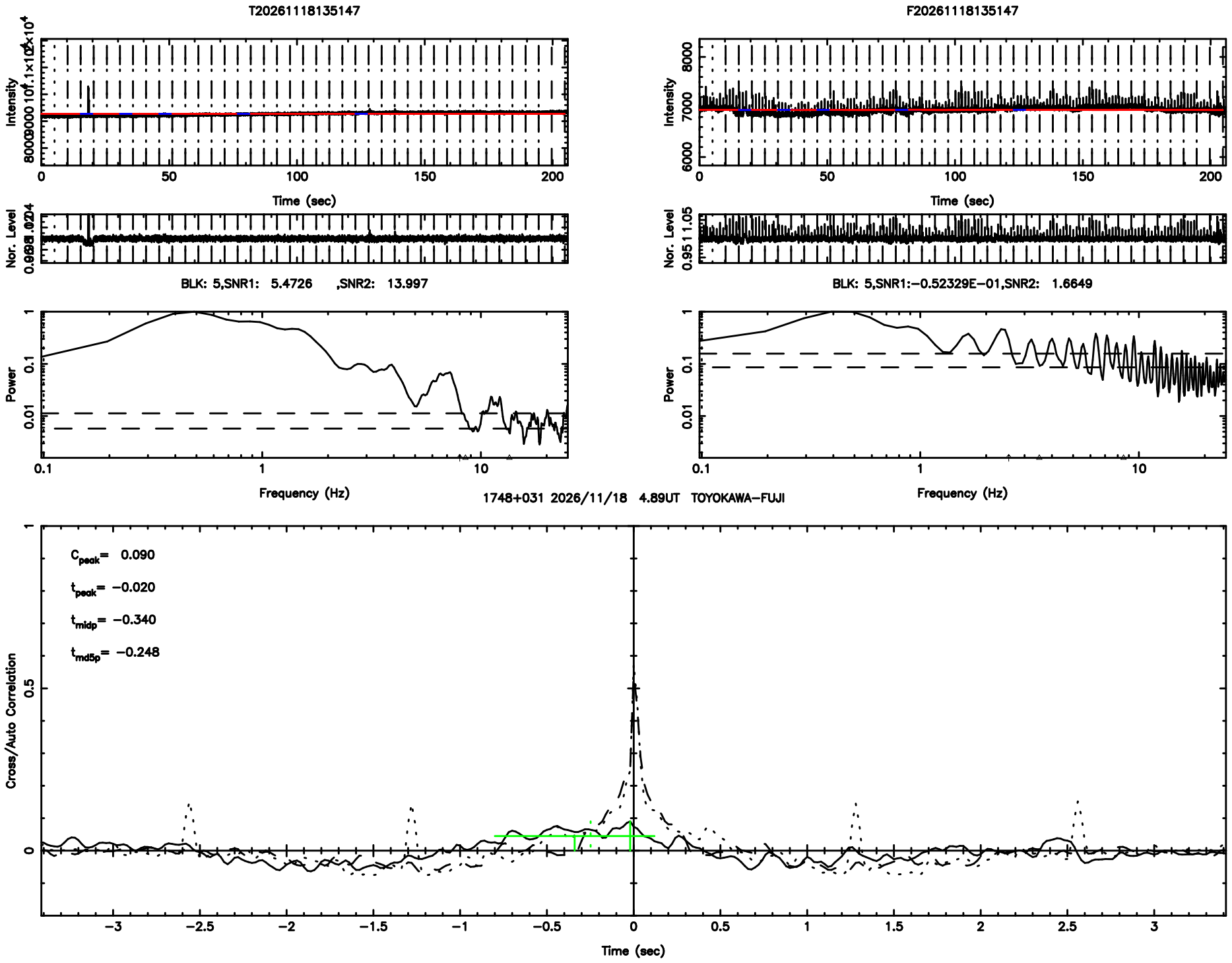
T20261118135147
F20261118135147
Intensity
Time (sec)
Nor. Level
BLK: 5,SNR1: 5.4726 ,SNR2: 13.997
BLK: 5,SNR1:−0.52329E−01,SNR2: 1.6649
Power
Frequency (Hz)
1748+031 2026/11/18 4.89UT TOYOKAWA−FUJI
C_{peak}= 0.090
t_{peak}= −0.020
t_{mldp}= −0.340
t_{md5p}= −0.248
Cross/Auto Correlation
Time (sec)

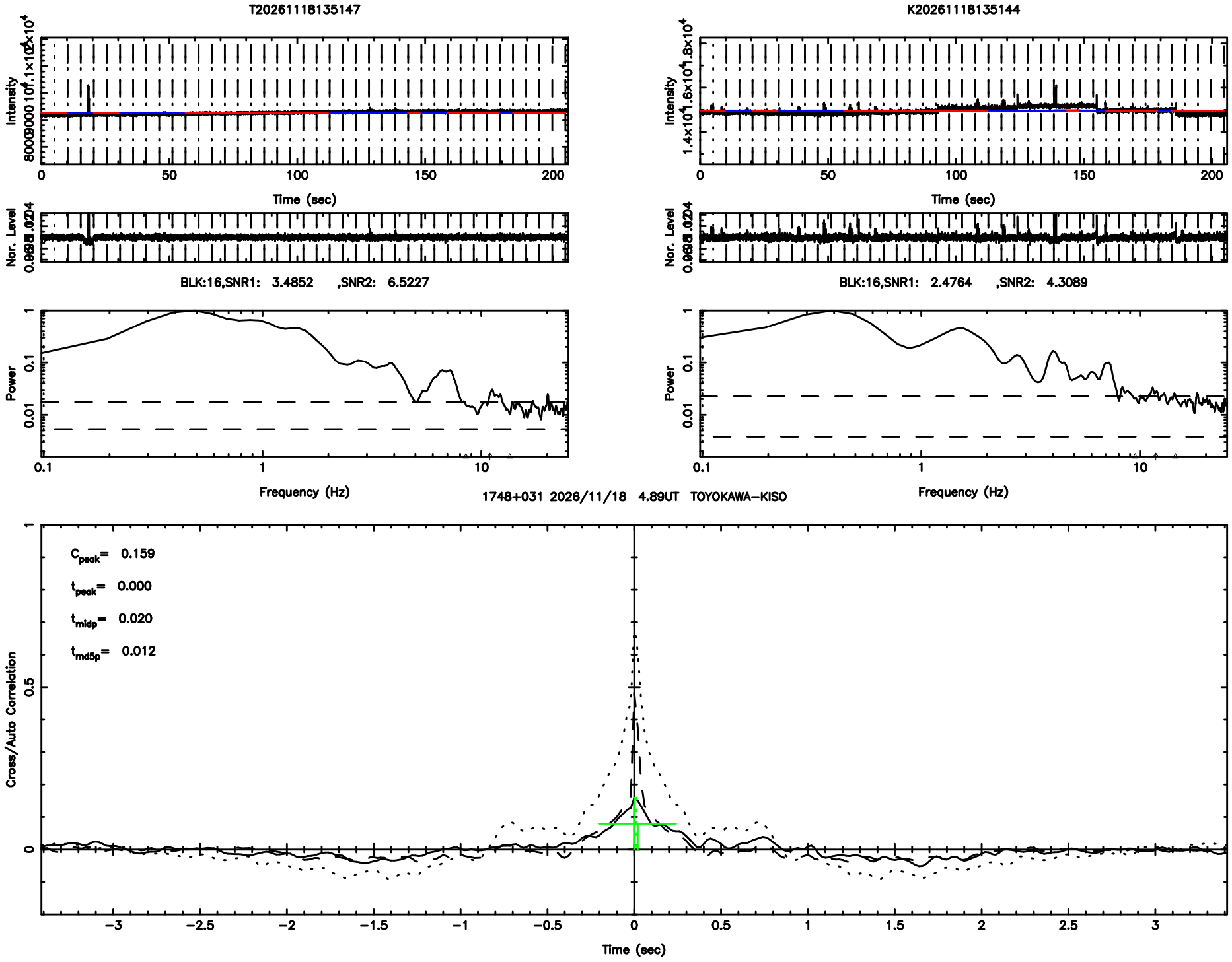
T20261118135147
K20261118135144
Intensity
Time (sec)
Nor. Level
BLK:16,SNR1: 3.4852 ,SNR2: 6.5227
BLK:16,SNR1: 2.4764 ,SNR2: 4.3089
Power
Frequency (Hz)
1748+031 2026/11/18 4.89UT TOYOKAWA-KISO
C_{peak}= 0.159
t_{peak}= 0.000
t_{mldp}= 0.020
t_{md5p}= 0.012
Cross/Auto Correlation
Time (sec)

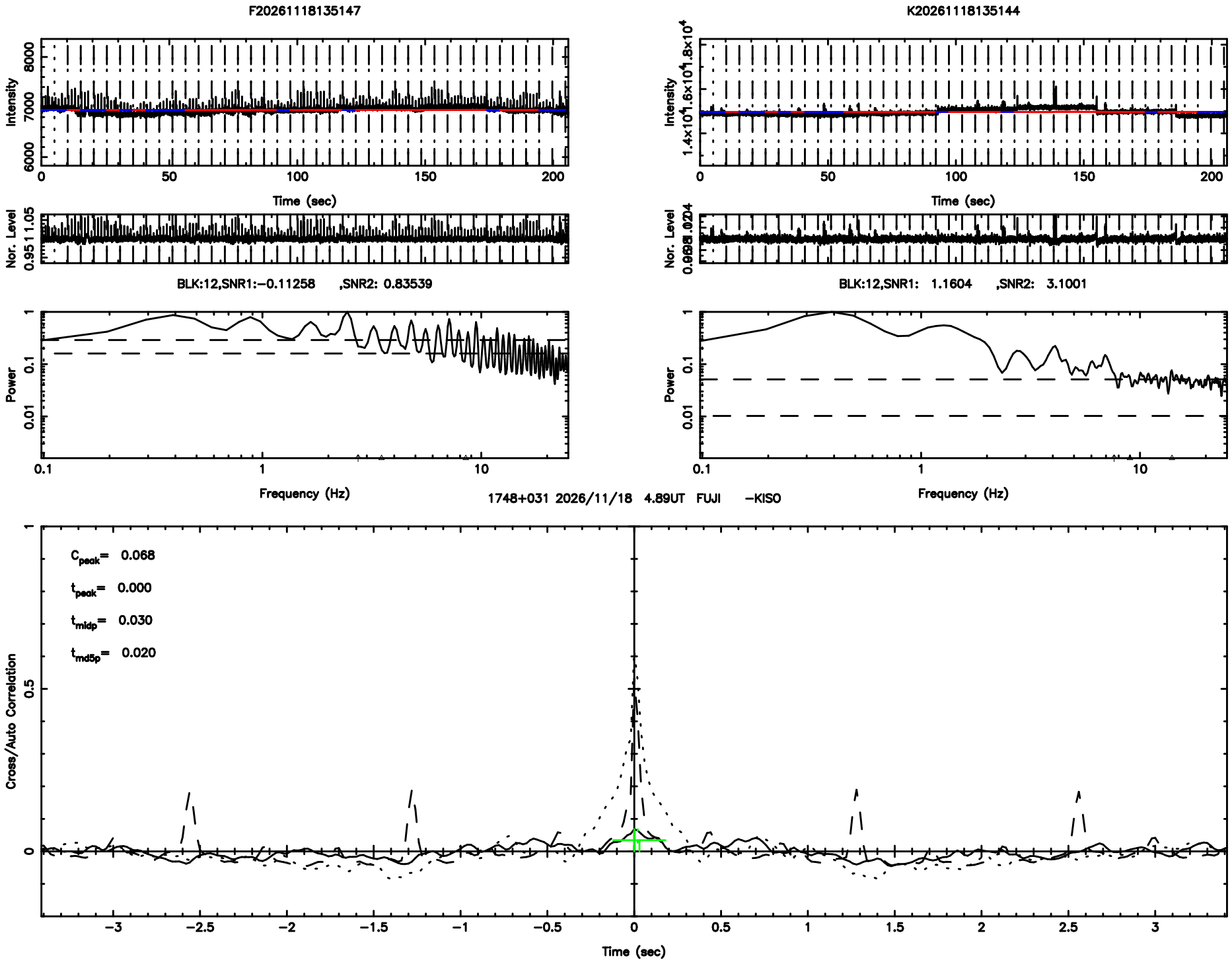
F20261118135147
K20261118135144
Intensity
Time (sec)
Nor. Level
BLK:12,SNR1:−0.11258 ,SNR2: 0.83539
BLK:12,SNR1: 1.1604 ,SNR2: 3.1001
Power
Frequency (Hz)
1748+031 2026/11/18 4.89UT FUJI −KISO
C_{peak}= 0.068
t_{peak}= 0.000
t_{mldp}= 0.030
t_{md5p}= 0.020
Cross/Auto Correlation
Time (sec)

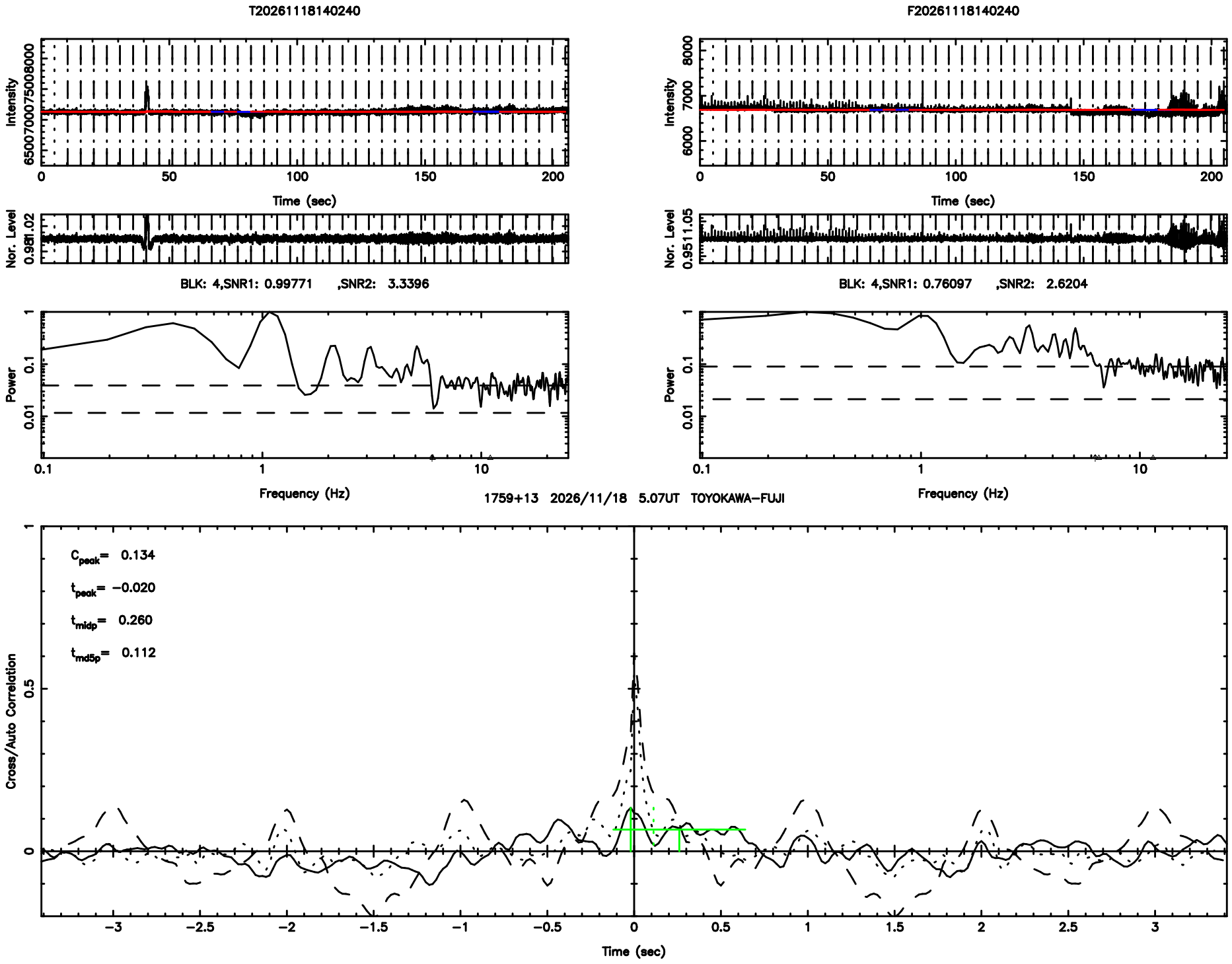
T20261118140240
F20261118140240
Intensity
Time (sec)
Nor. Level
BLK: 4,SNR1: 0.99771 ,SNR2: 3.3396
BLK: 4,SNR1: 0.76097 ,SNR2: 2.6204
Power
Frequency (Hz)
1759+13 2026/11/18 5.07UT TOYOKAWA-FUJI
C_{peak}= 0.134
t_{peak}= −0.020
t_{mldp}= 0.260
t_{md5p}= 0.112
Cross/Auto Correlation
Time (sec)

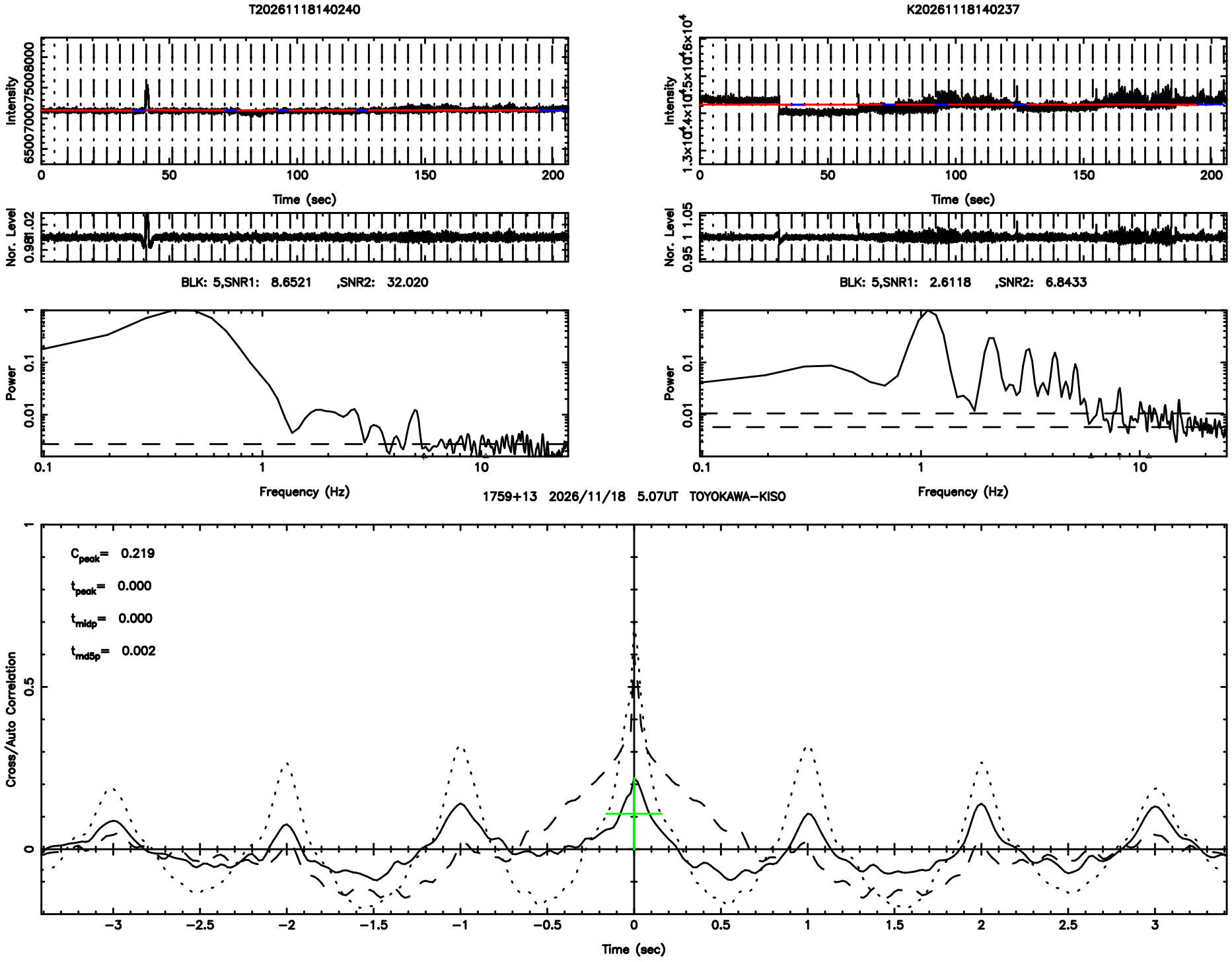
T20261118140240
K20261118140237
Intensity
Time (sec)
Nor. Level
BLK: 5,SNR1: 8.6521 ,SNR2: 32.020
BLK: 5,SNR1: 2.6118 ,SNR2: 6.8433
Power
Frequency (Hz)
1759+13 2026/11/18 5.07UT TOYOKAWA-KISO
C_peak= 0.219
t_peak= 0.000
t_mldp= 0.000
t_md5p= 0.002
Cross/Auto Correlation
Time (sec)

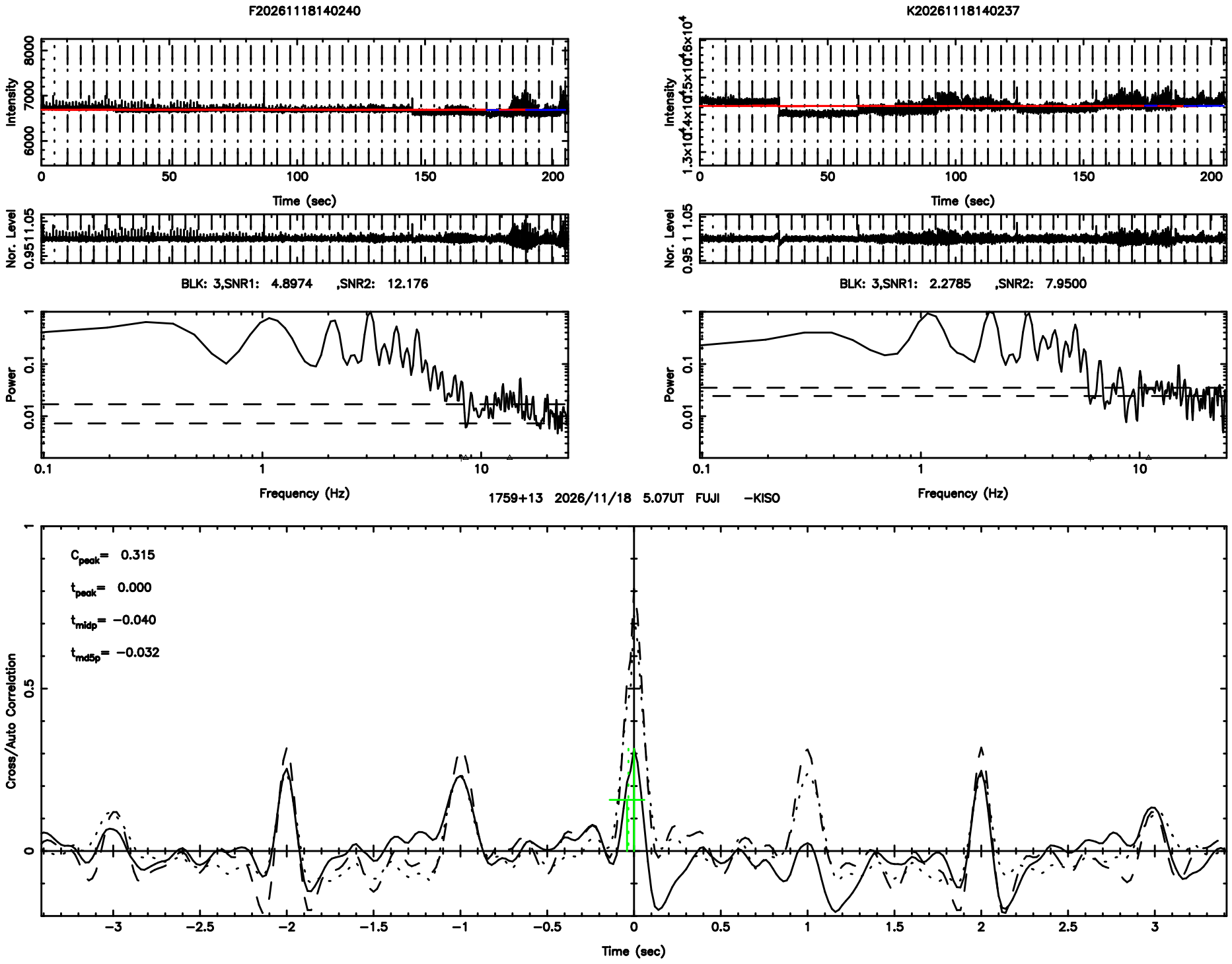
F20261118140240
K20261118140237
Intensity
Time (sec)
Nor. Level
BLK: 3,SNR1: 4.8974 ,SNR2: 12.176
BLK: 3,SNR1: 2.2785 ,SNR2: 7.9500
Power
Frequency (Hz)
1759+13 2026/11/18 5.07UT FUJI -KISO
C_{peak}= 0.315
t_{peak}= 0.000
t_{mldp}= −0.040
t_{md5p}= −0.032
Cross/Auto Correlation
Time (sec)

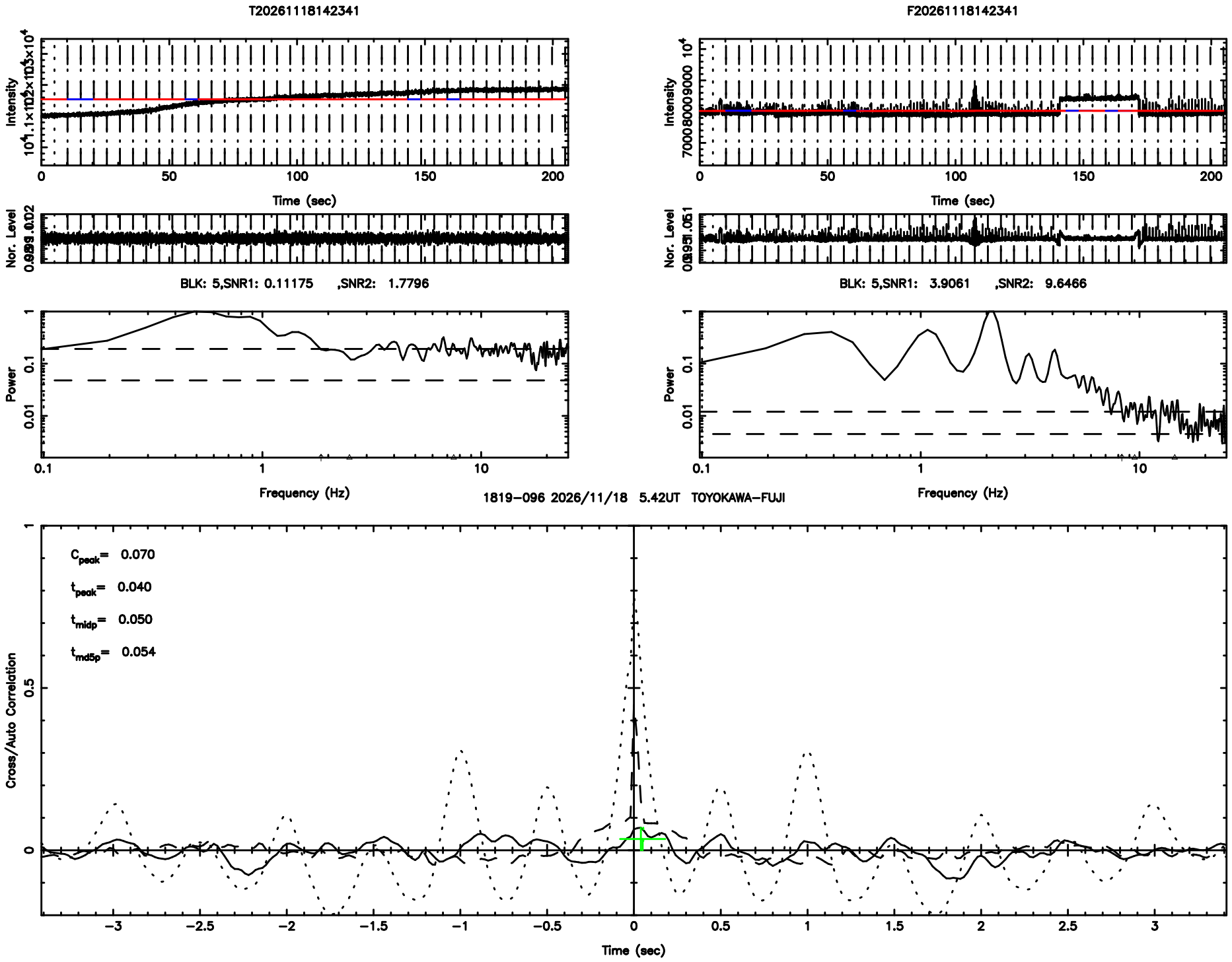
T20261118142341
F20261118142341
Intensity
Time (sec)
Nor. Level
BLK: 5,SNR1: 0.11175 ,SNR2: 1.7796
BLK: 5,SNR1: 3.9061 ,SNR2: 9.6466
Power
Frequency (Hz)
1819−096 2026/11/18 5.42UT TOYOKAWA−FUJI
C_peak= 0.070
t_peak= 0.040
t_mldp= 0.050
t_md5p= 0.054
Cross/Auto Correlation
Time (sec)

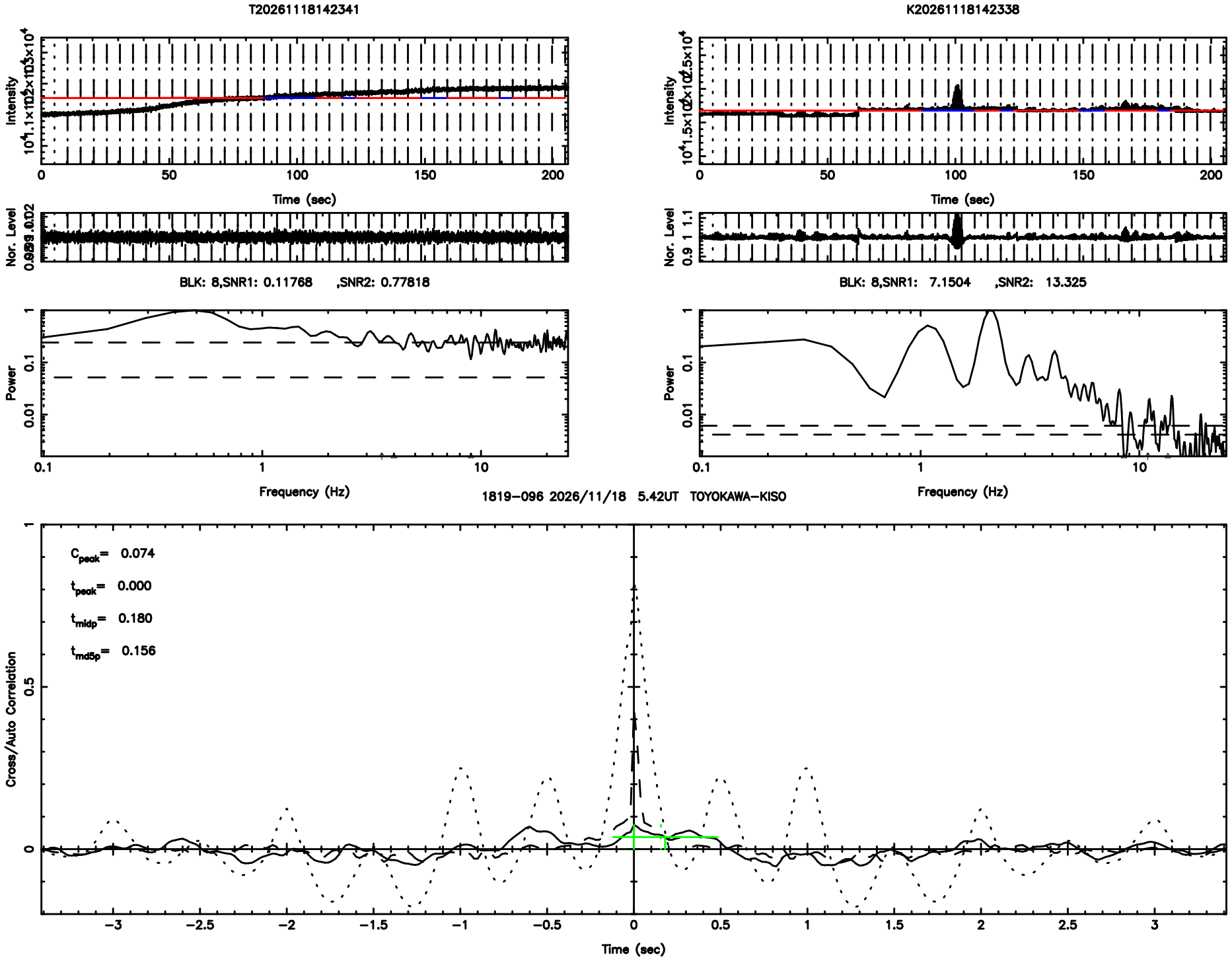
T20261118142341
K20261118142338
Intensity
Time (sec)
Nor. Level
BLK: 8,SNR1: 0.11768 ,SNR2: 0.77818
BLK: 8,SNR1: 7.1504 ,SNR2: 13.325
Power
Frequency (Hz)
1819−096 2026/11/18 5.42UT TOYOKAWA−KISO
C_{peak}= 0.074
t_{peak}= 0.000
t_{mldp}= 0.180
t_{md5p}= 0.156
Cross/Auto Correlation
Time (sec)

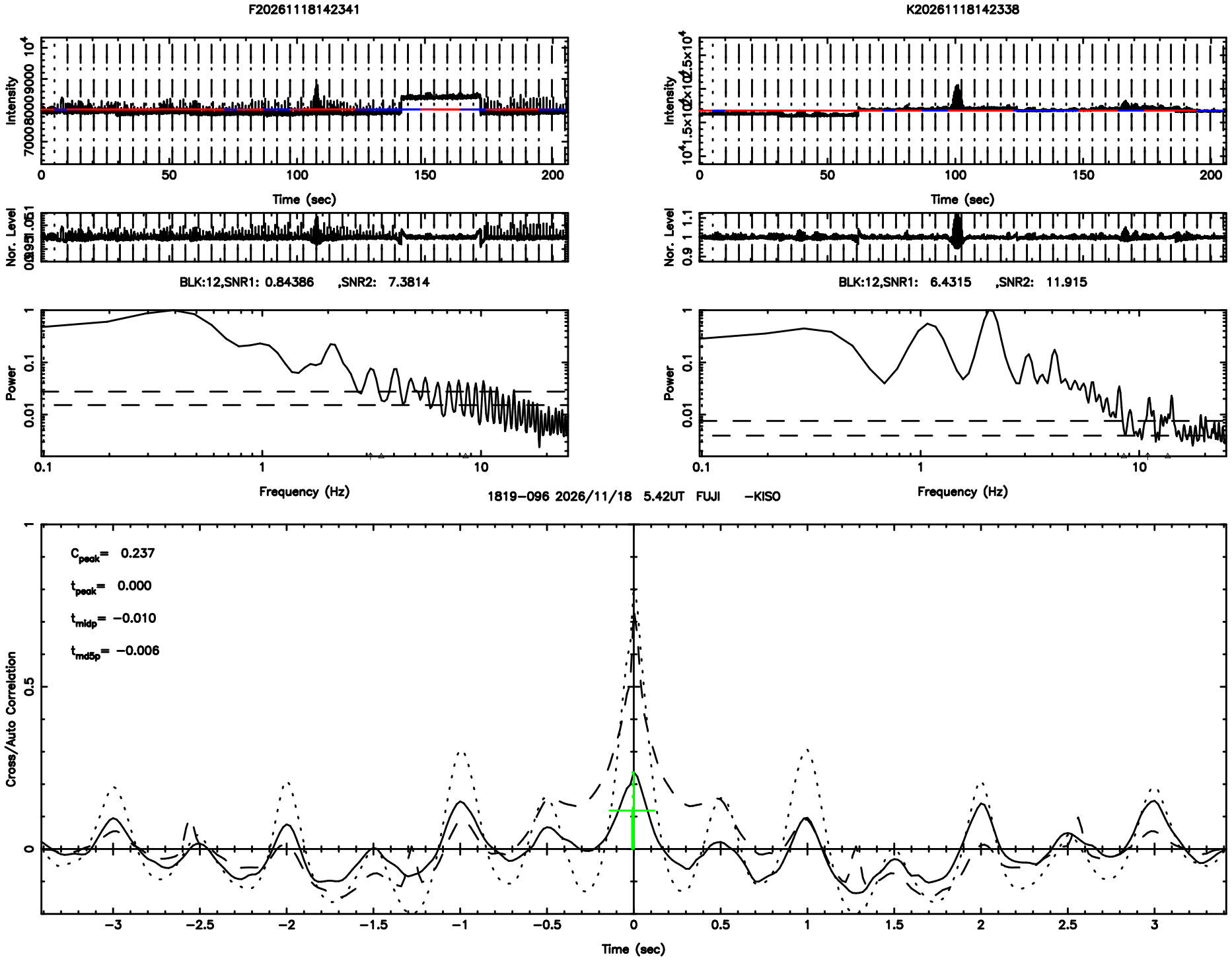
F20261118142341
K20261118142338
Intensity
Time (sec)
Nor. Level
BLK:12,SNR1: 0.84386 ,SNR2: 7.3814
BLK:12,SNR1: 6.4315 ,SNR2: 11.915
Power
Frequency (Hz)
1819−096 2026/11/18 5.42UT FUJI −KISO
C_{peak}= 0.237
t_{peak}= 0.000
t_{mldp}= −0.010
t_{md5p}= −0.006
Cross/Auto Correlation
Time (sec)

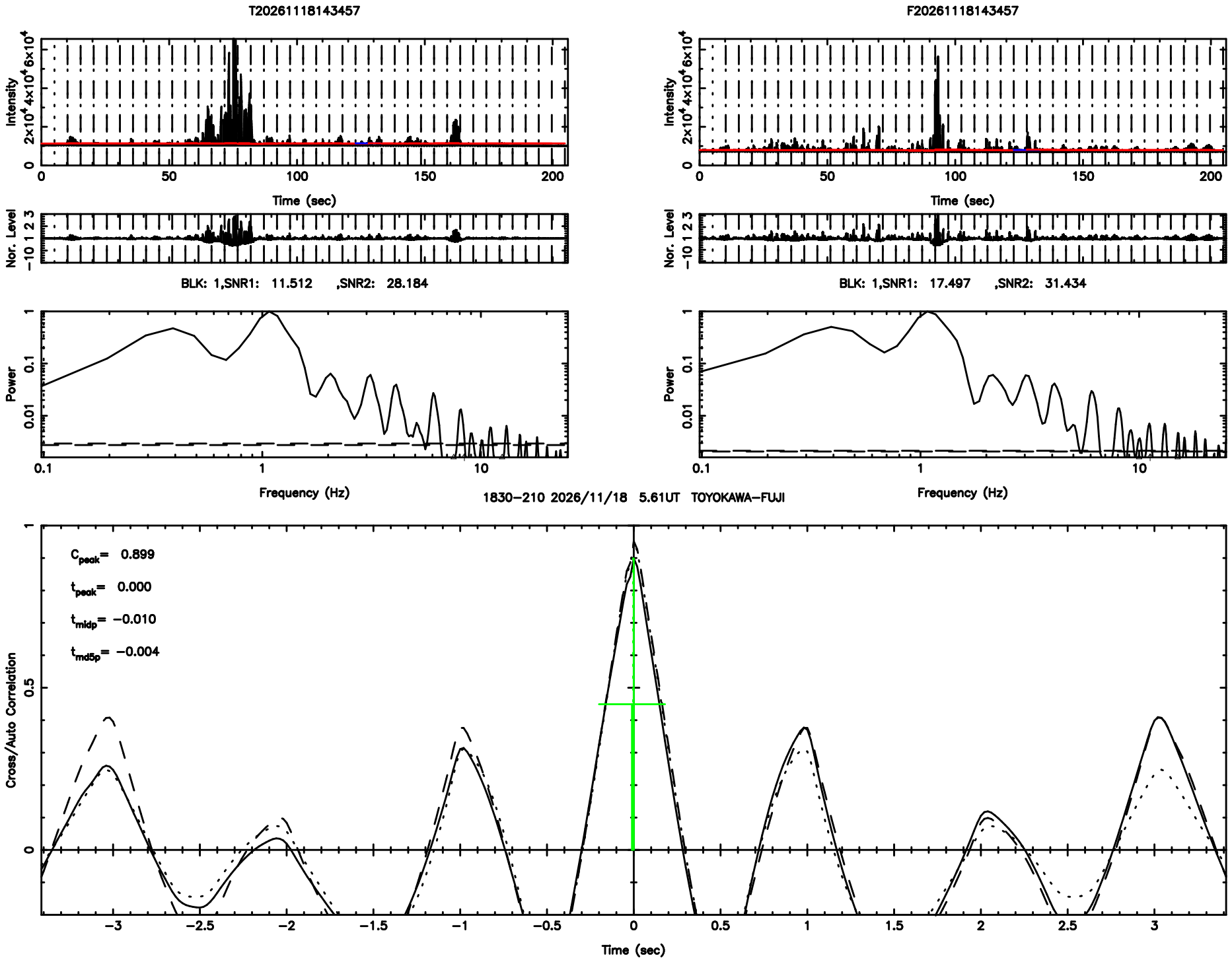
T20261118143457
F20261118143457
Intensity
Time (sec)
Nor. Level
BLK: 1,SNR1: 11.512 ,SNR2: 28.184
BLK: 1,SNR1: 17.497 ,SNR2: 31.434
Power
Frequency (Hz)
1830-210 2026/11/18 5.61UT TOYOKAWA-FUJI
C_peak= 0.899
t_peak= 0.000
t_mldp= -0.010
t_md5p= -0.004
Cross/Auto Correlation
Time (sec)

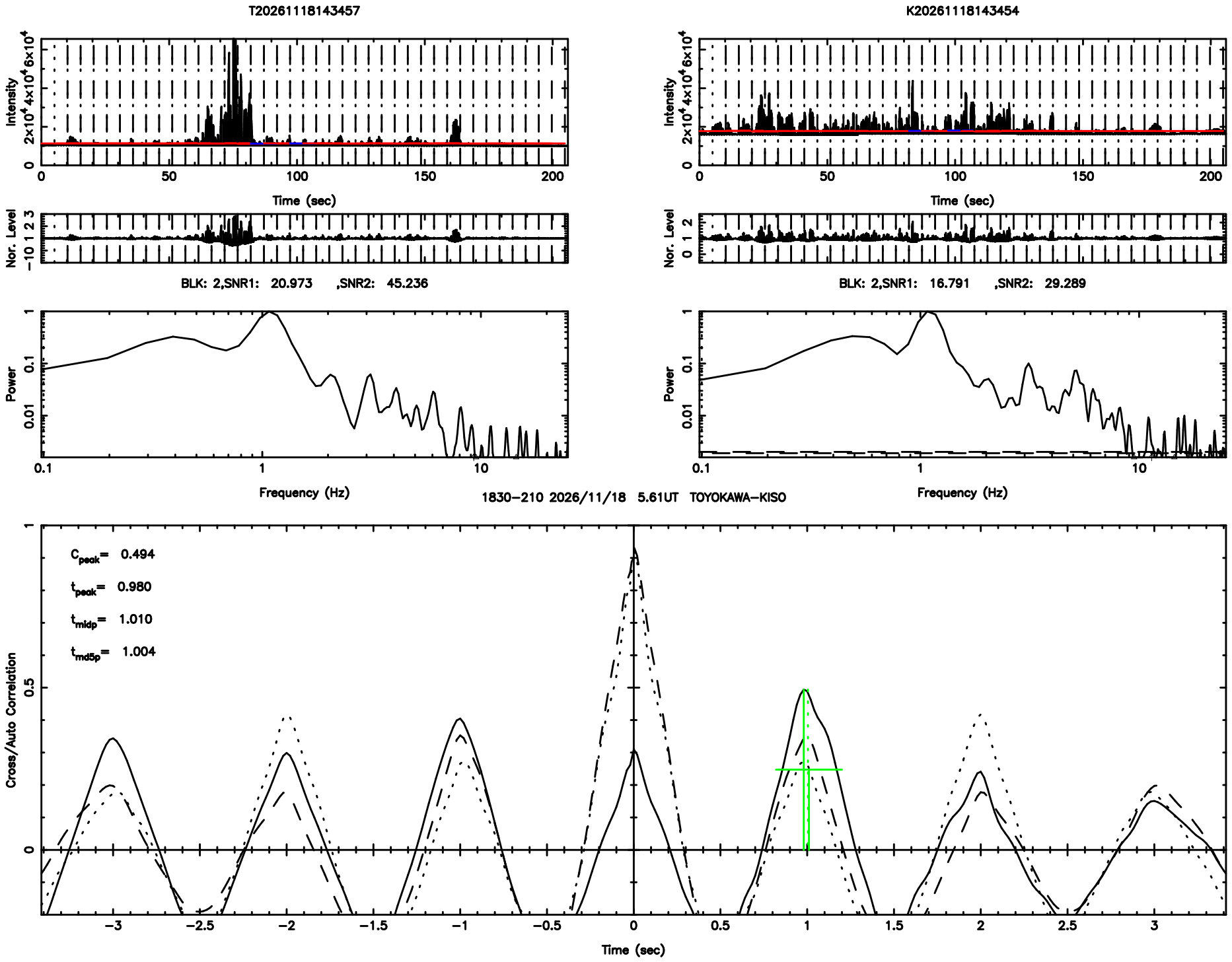
T20261118143457
K20261118143454
Intensity
Time (sec)
Nor. Level
BLK: 2,SNR1: 20.973 ,SNR2: 45.236
BLK: 2,SNR1: 16.791 ,SNR2: 29.289
Power
Frequency (Hz)
1830−210 2026/11/18 5.61UT TOYOKAWA−KISO
C_{peak}= 0.494
t_{peak}= 0.980
t_{mldp}= 1.010
t_{md5p}= 1.004
Cross/Auto Correlation
Time (sec)

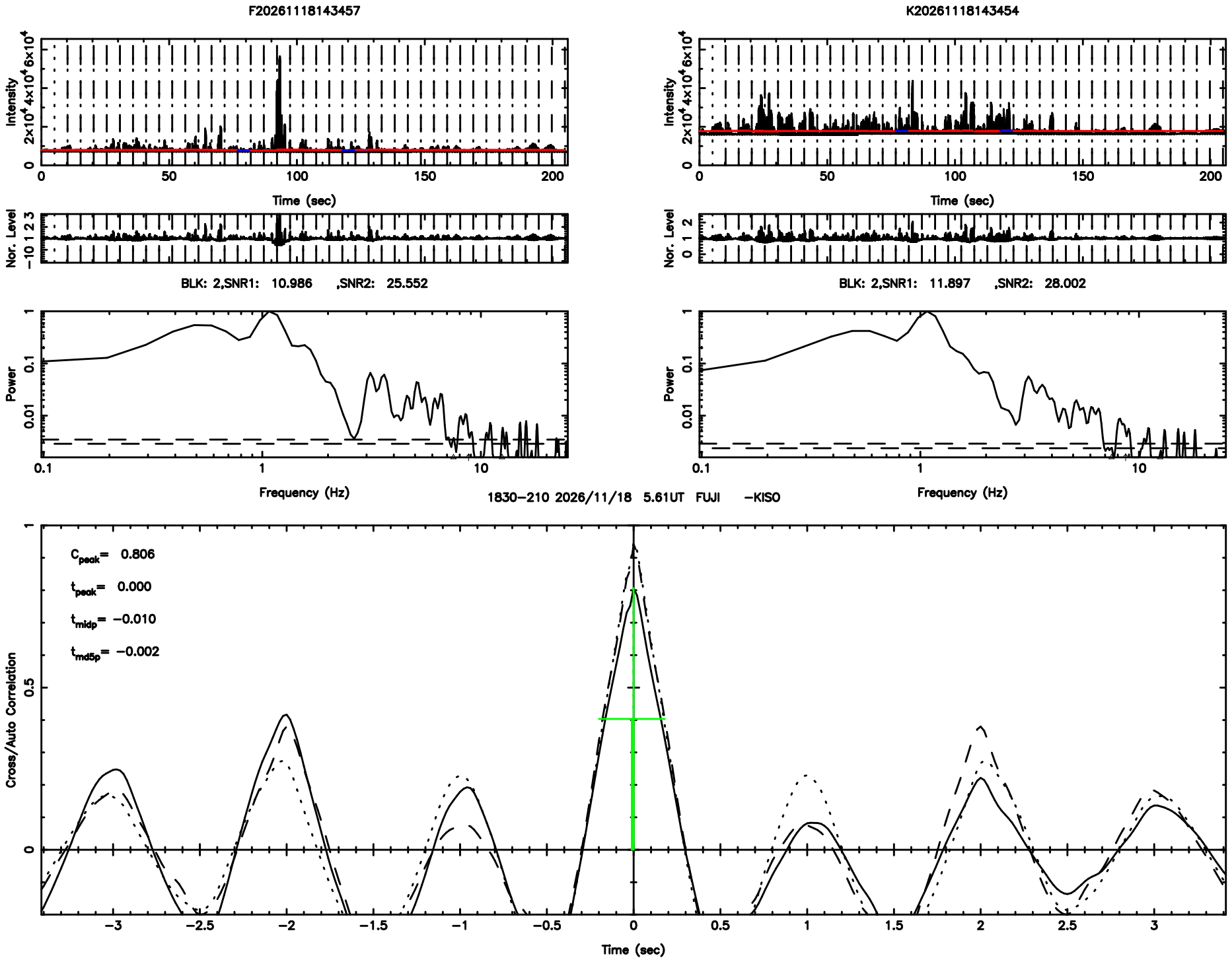
F20261118143457
K20261118143454
Intensity
Time (sec)
Nor. Level
BLK: 2,SNR1: 10.986 ,SNR2: 25.552
BLK: 2,SNR1: 11.897 ,SNR2: 28.002
Power
Frequency (Hz)
1830−210 2026/11/18 5.61UT FUJI −KISO
C_{peak}= 0.806
t_{peak}= 0.000
t_{mldp}= −0.010
t_{md5p}= −0.002
Cross/Auto Correlation
Time (sec)

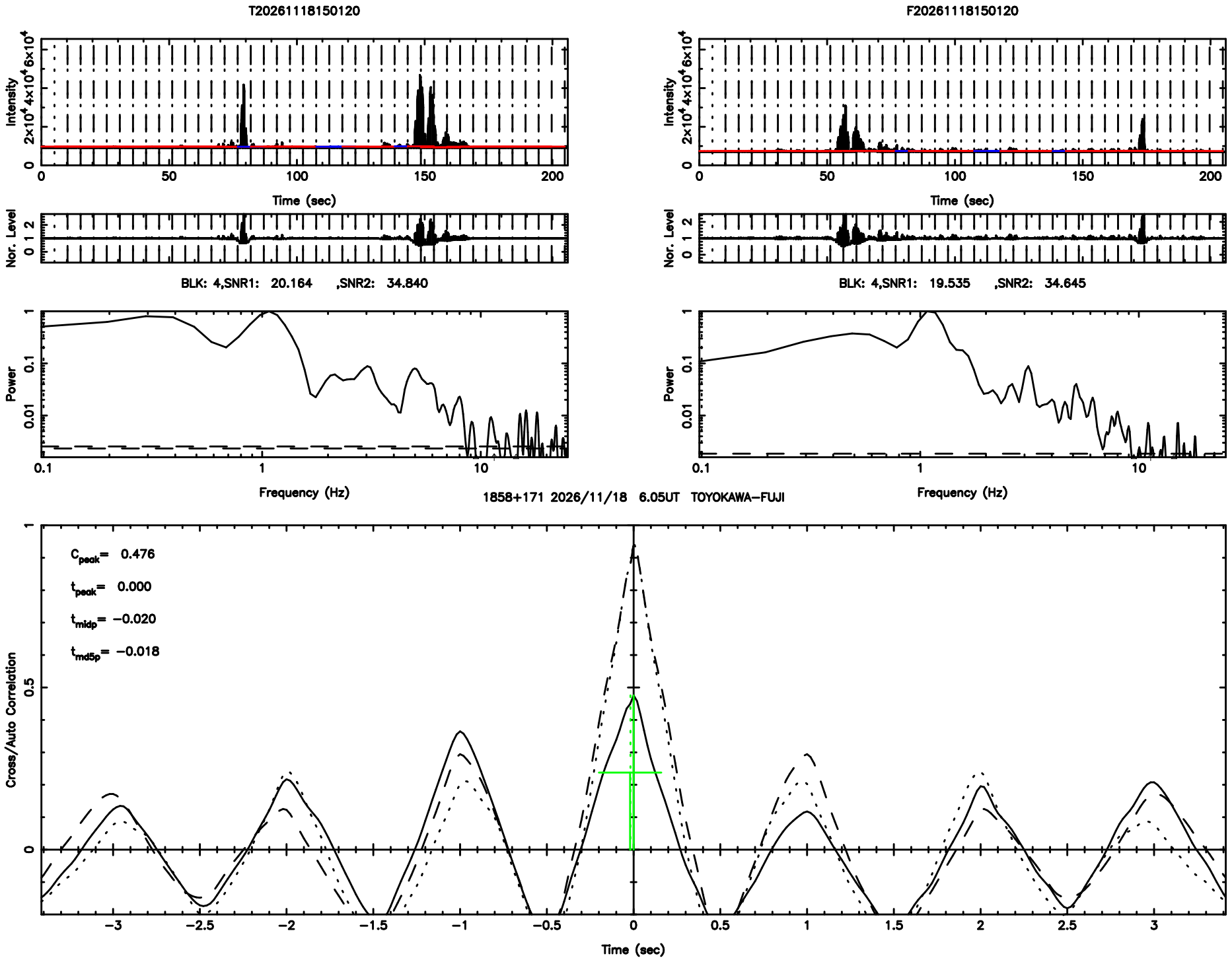
T20261118150120
F20261118150120
Intensity
Time (sec)
Nor. Level
BLK: 4,SNR1: 20.164 ,SNR2: 34.840
BLK: 4,SNR1: 19.535 ,SNR2: 34.645
Power
Frequency (Hz)
1858+171 2026/11/18 6.05UT TOYOKAWA-FUJI
C_peak= 0.476
t_peak= 0.000
t_mldp= −0.020
t_md5p= −0.018
Cross/Auto Correlation
Time (sec)

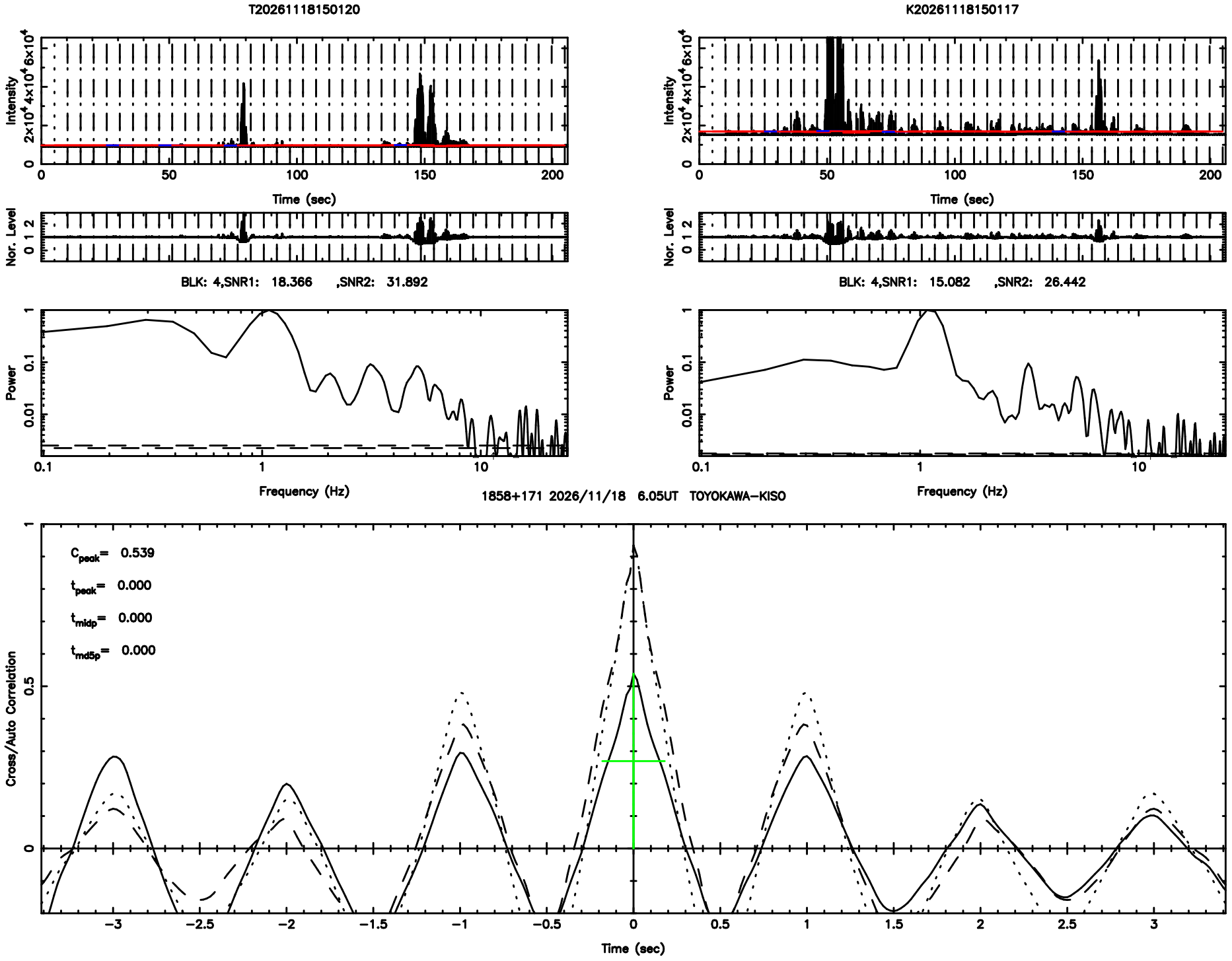
T20261118150120
K20261118150117
Intensity
Time (sec)
Nor. Level
BLK: 4,SNR1: 18.366 ,SNR2: 31.892
BLK: 4,SNR1: 15.082 ,SNR2: 26.442
Power
Frequency (Hz)
1858+171 2026/11/18 6.05UT TOYOKAWA-KISO
C_peak= 0.539
t_peak= 0.000
t_mldp= 0.000
t_md5p= 0.000
Cross/Auto Correlation
Time (sec)

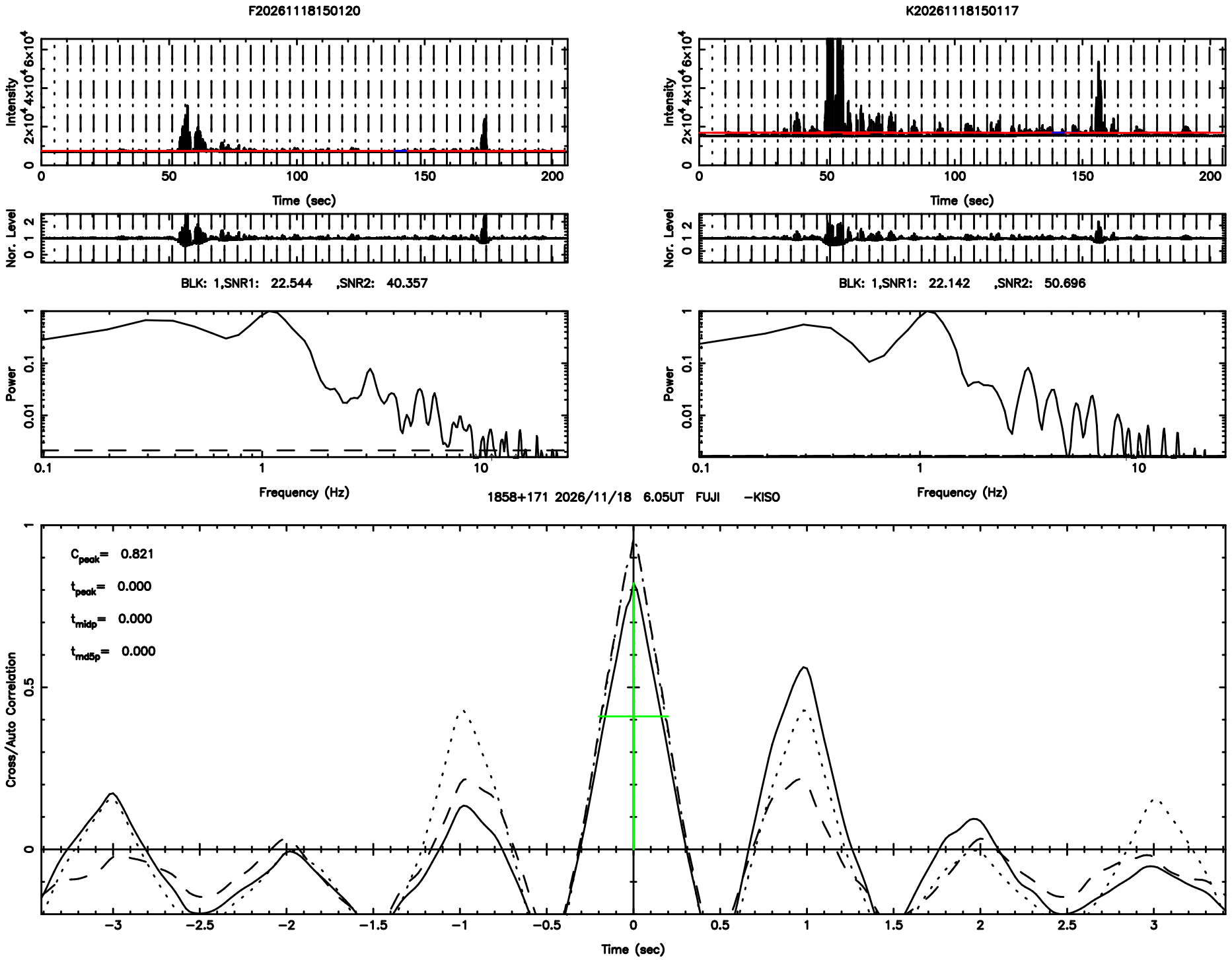
F20261118150120
K20261118150117
Intensity
Time (sec)
Nor. Level
BLK: 1,SNR1: 22.544 ,SNR2: 40.357
BLK: 1,SNR1: 22.142 ,SNR2: 50.696
Power
Frequency (Hz)
1858+171 2026/11/18 6.05UT FUJI -KISO
C_{peak}= 0.821
t_{peak}= 0.000
t_{midp}= 0.000
t_{md5p}= 0.000
Cross/Auto Correlation
Time (sec)

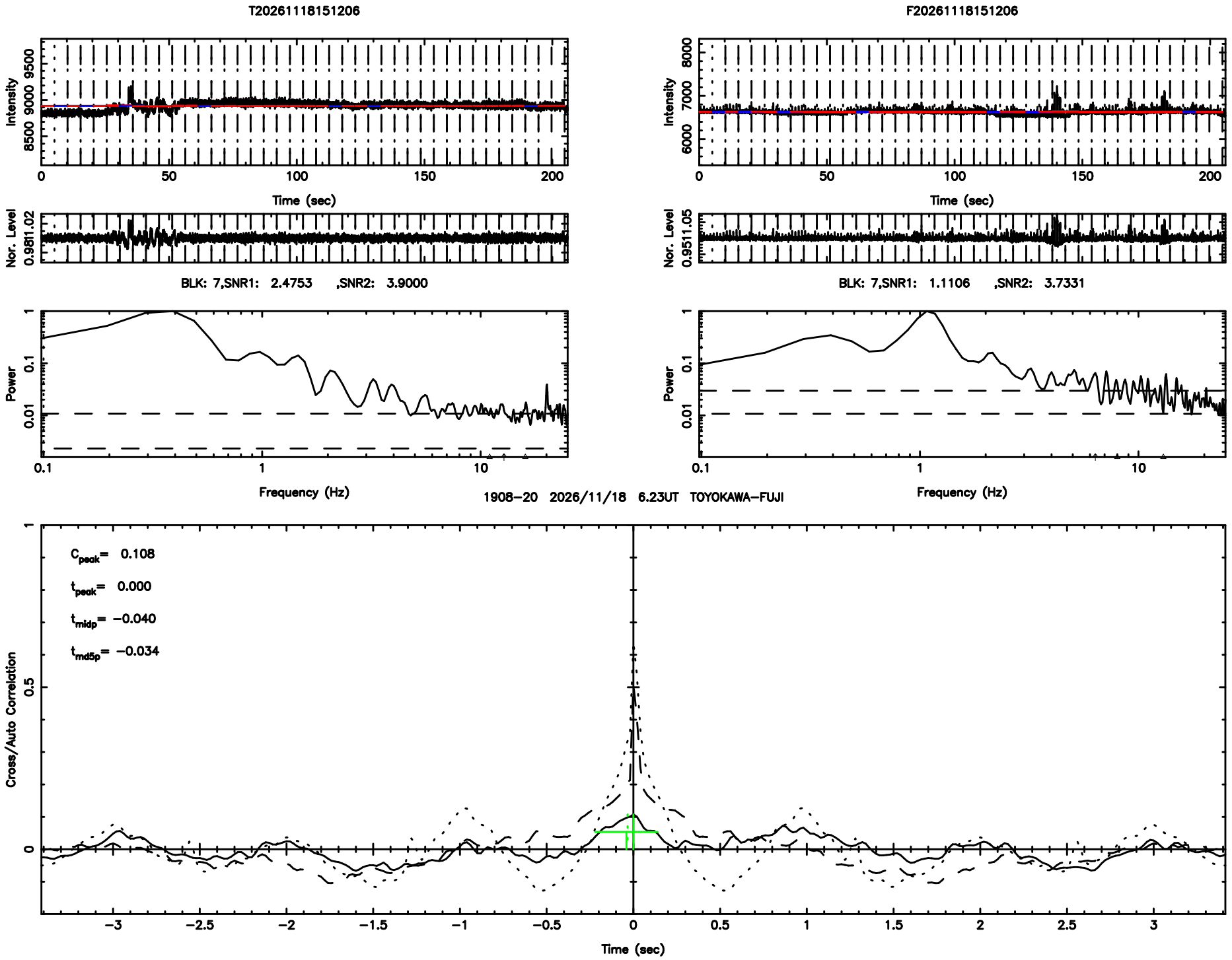
T20261118151206
F20261118151206
Intensity
Time (sec)
Nor. Level
BLK: 7,SNR1: 2.4753 ,SNR2: 3.9000
BLK: 7,SNR1: 1.1106 ,SNR2: 3.7331
Power
Frequency (Hz)
1908−20 2026/11/18 6.23UT TOYOKAWA−FUJI
C_peak= 0.108
t_peak= 0.000
t_mldp= −0.040
t_md5p= −0.034
Cross/Auto Correlation
Time (sec)

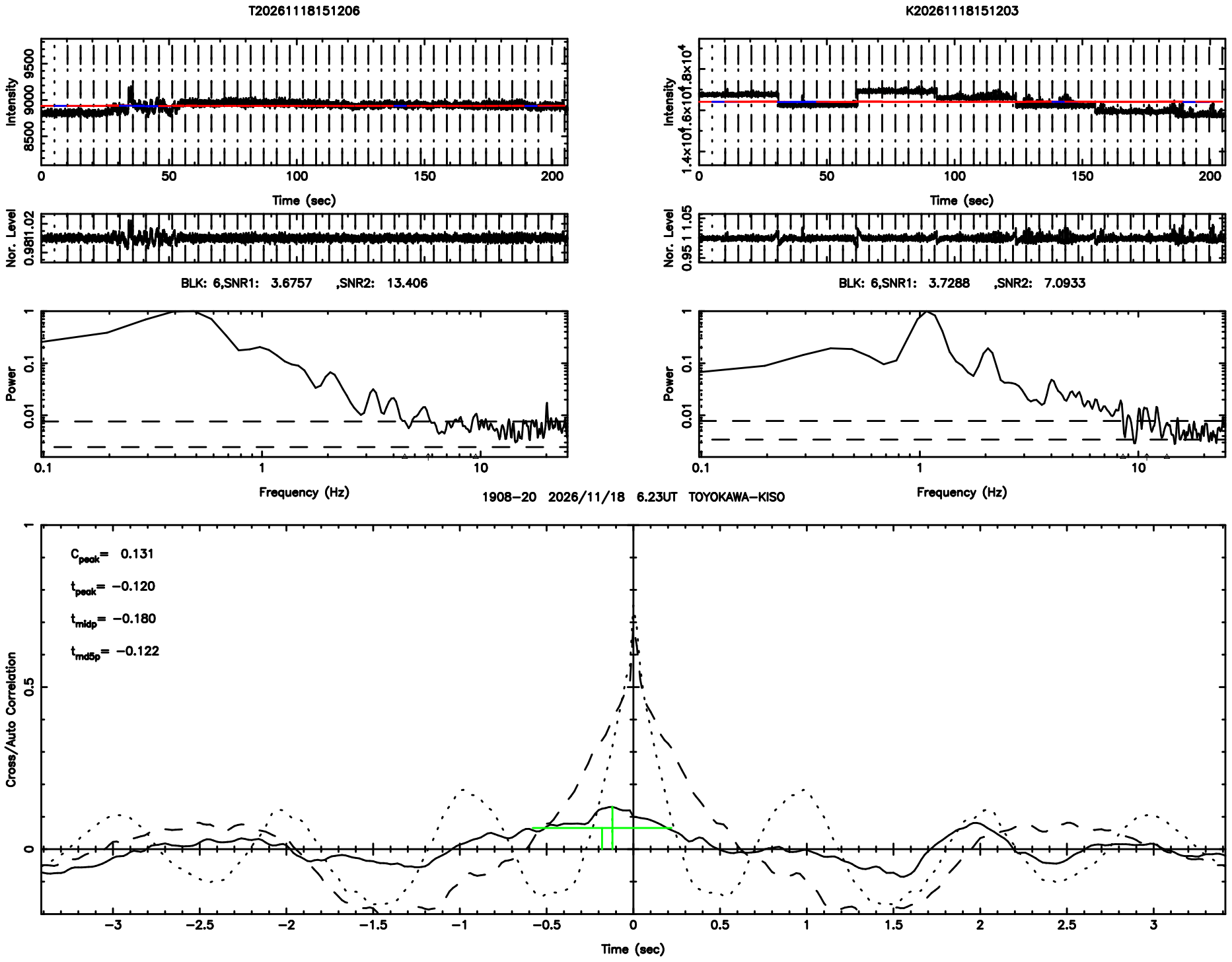
T20261118151206
K20261118151203
Intensity
Time (sec)
Nor. Level
BLK: 6,SNR1: 3.6757 ,SNR2: 13.406
BLK: 6,SNR1: 3.7288 ,SNR2: 7.0933
Power
Frequency (Hz)
1908−20 2026/11/18 6.23UT TOYOKAWA−KISO
C_{peak}= 0.131
t_{peak}= −0.120
t_{mldp}= −0.180
t_{md5p}= −0.122
Cross/Auto Correlation
Time (sec)

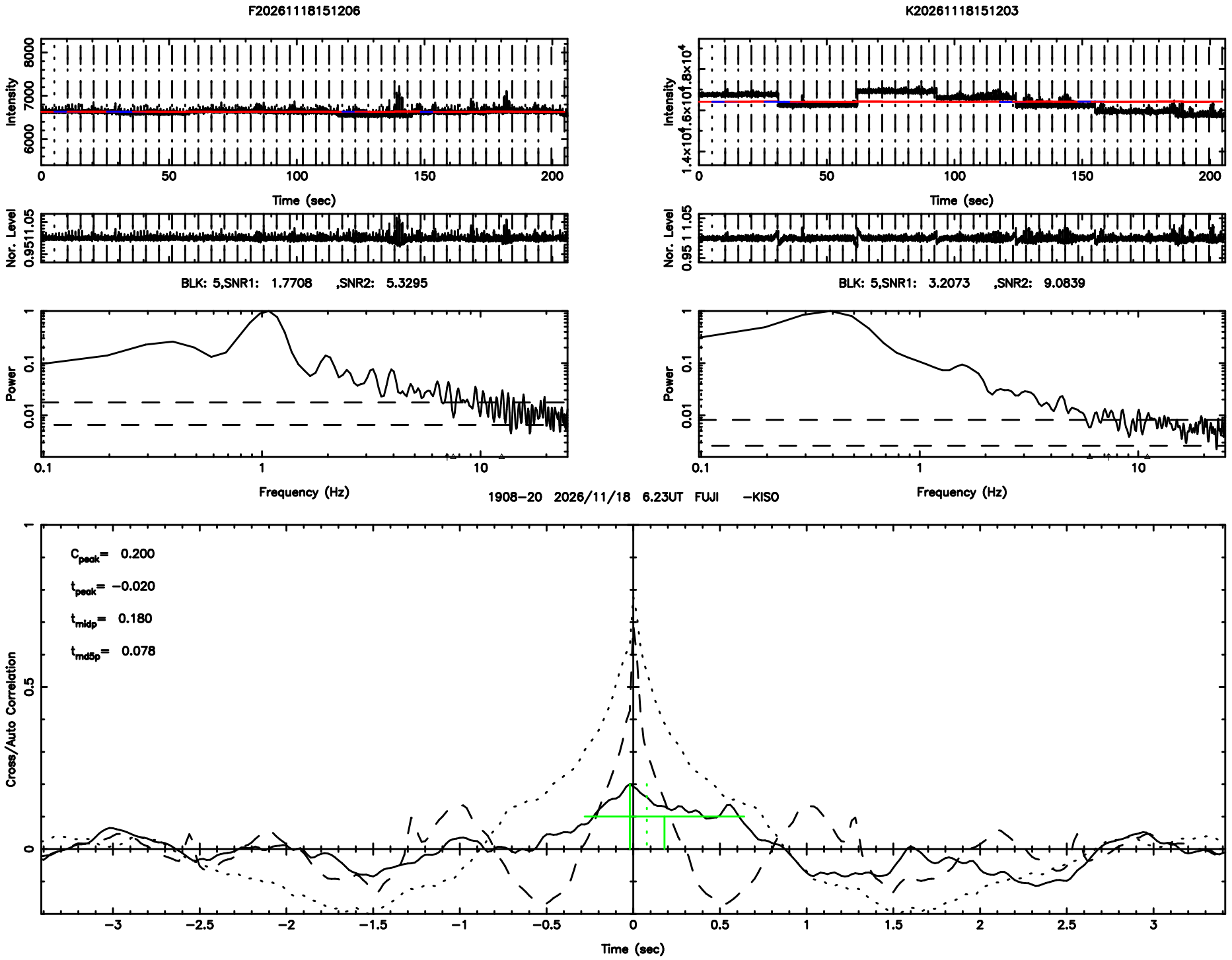
F20261118151206
K20261118151203
Intensity
Time (sec)
Nor. Level
BLK: 5,SNR1: 1.7708 ,SNR2: 5.3295
BLK: 5,SNR1: 3.2073 ,SNR2: 9.0839
Power
Frequency (Hz)
1908−20 2026/11/18 6.23UT FUJI −KISO
C_{peak}= 0.200
t_{peak}= −0.020
t_{mldp}= 0.180
t_{md5p}= 0.078
Cross/Auto Correlation
Time (sec)

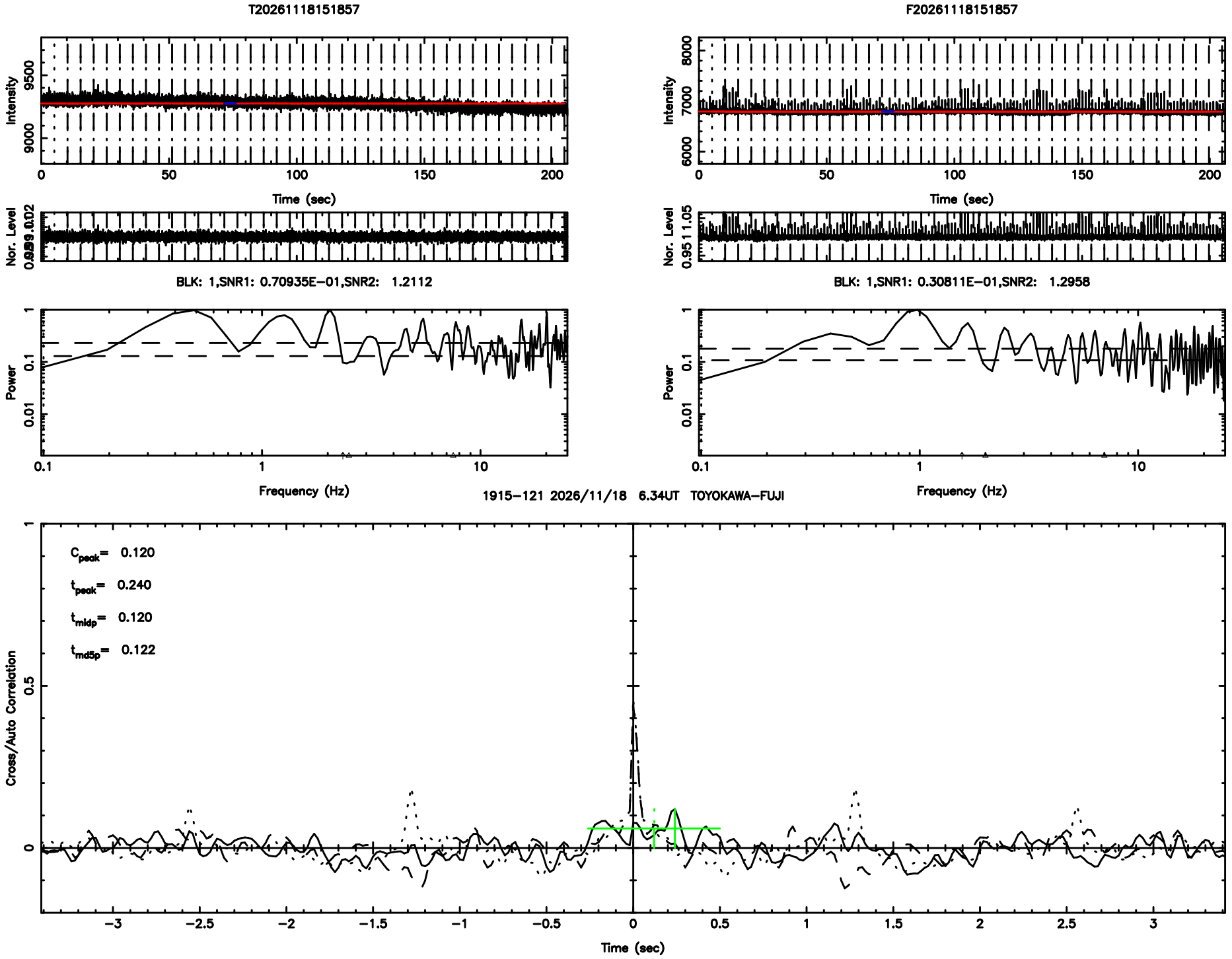
T20261118151857
F20261118151857
Intensity
Time (sec)
Nor. Level
BLK: 1,SNR1: 0.70935E-01,SNR2: 1.2112
BLK: 1,SNR1: 0.30811E-01,SNR2: 1.2958
Power
Frequency (Hz)
1915-121 2026/11/18 6.34UT TOYOKAWA-FUJI
C_peak= 0.120
t_peak= 0.240
t_mldp= 0.120
t_md5p= 0.122
Cross/Auto Correlation
Time (sec)

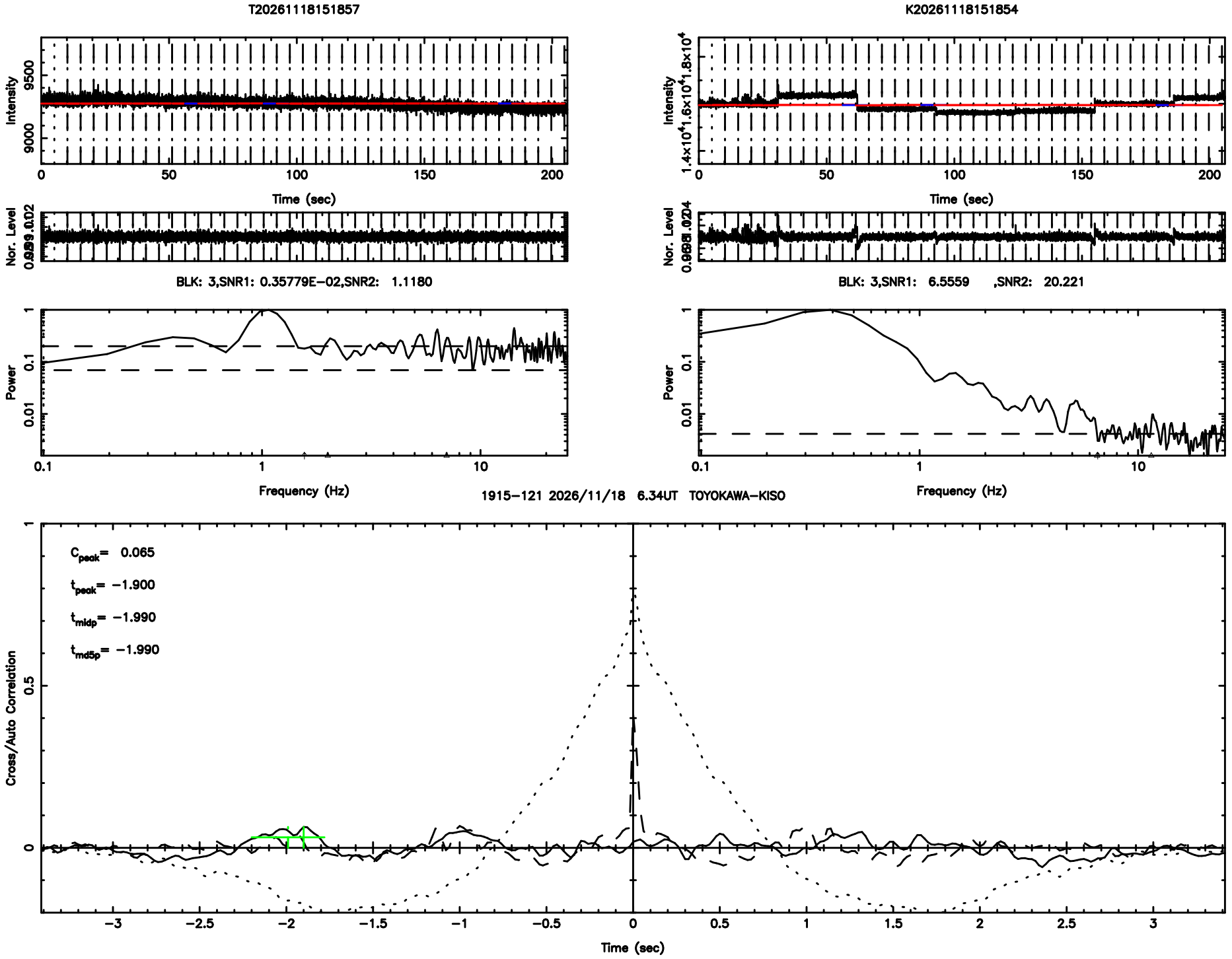
T20261118151857
K20261118151854
Intensity
Time (sec)
Nor. Level
BLK: 3,SNR1: 0.35779E-02,SNR2: 1.1180
BLK: 3,SNR1: 6.5559 ,SNR2: 20.221
Power
Frequency (Hz)
1915-121 2026/11/18 6.34UT TOYOKAWA-KISO
C_{peak}= 0.065
t_{peak}= -1.900
t_{mldp}= -1.990
t_{md5p}= -1.990
Cross/Auto Correlation
Time (sec)

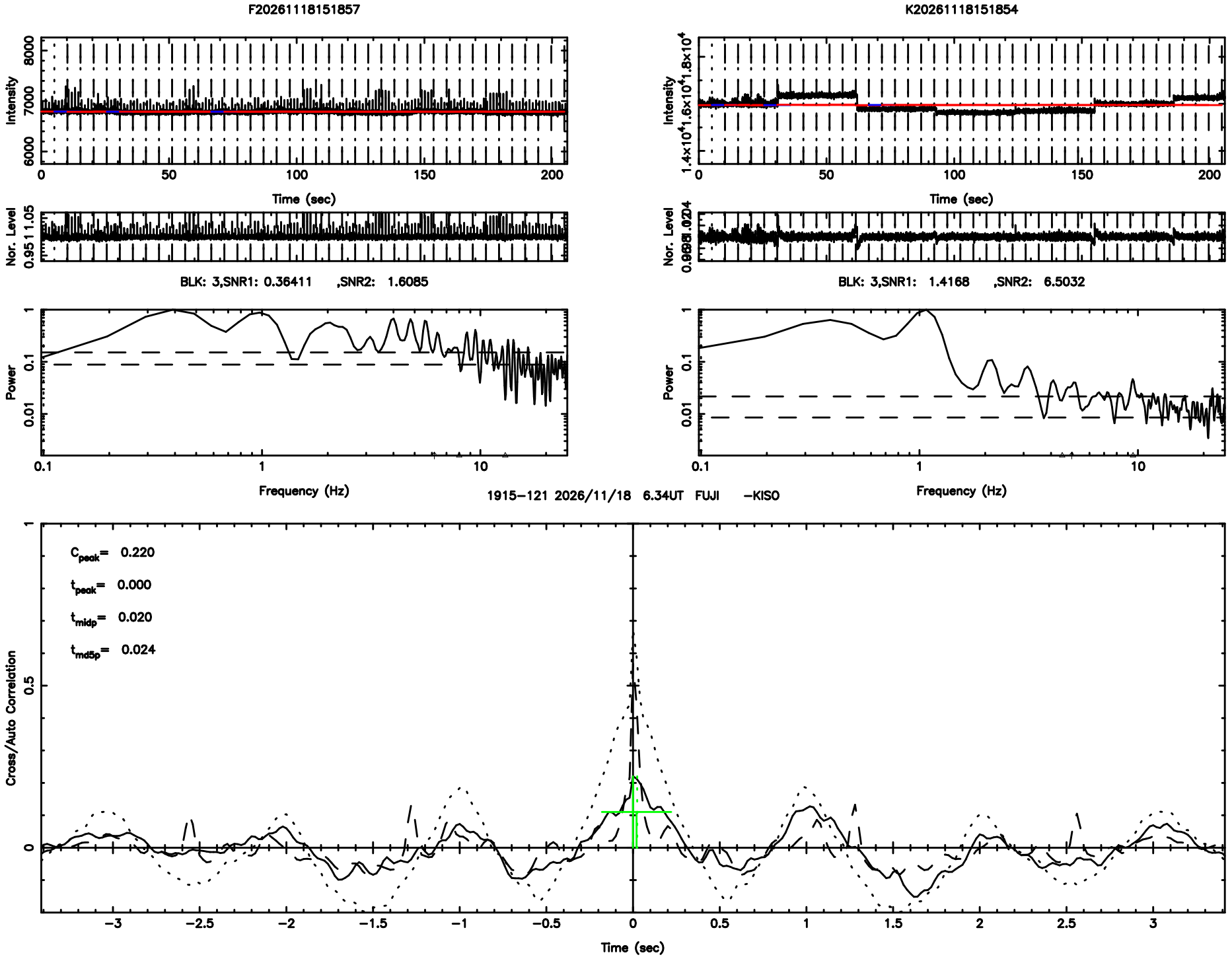
F20261118151857
K20261118151854
Intensity
Time (sec)
Nor. Level
BLK: 3,SNR1: 0.36411 ,SNR2: 1.6085
BLK: 3,SNR1: 1.4168 ,SNR2: 6.5032
Power
Frequency (Hz)
1915−121 2026/11/18 6.34UT FUJI −KISO
C_peak= 0.220
t_peak= 0.000
t_midp= 0.020
t_md5p= 0.024
Cross/Auto Correlation
Time (sec)

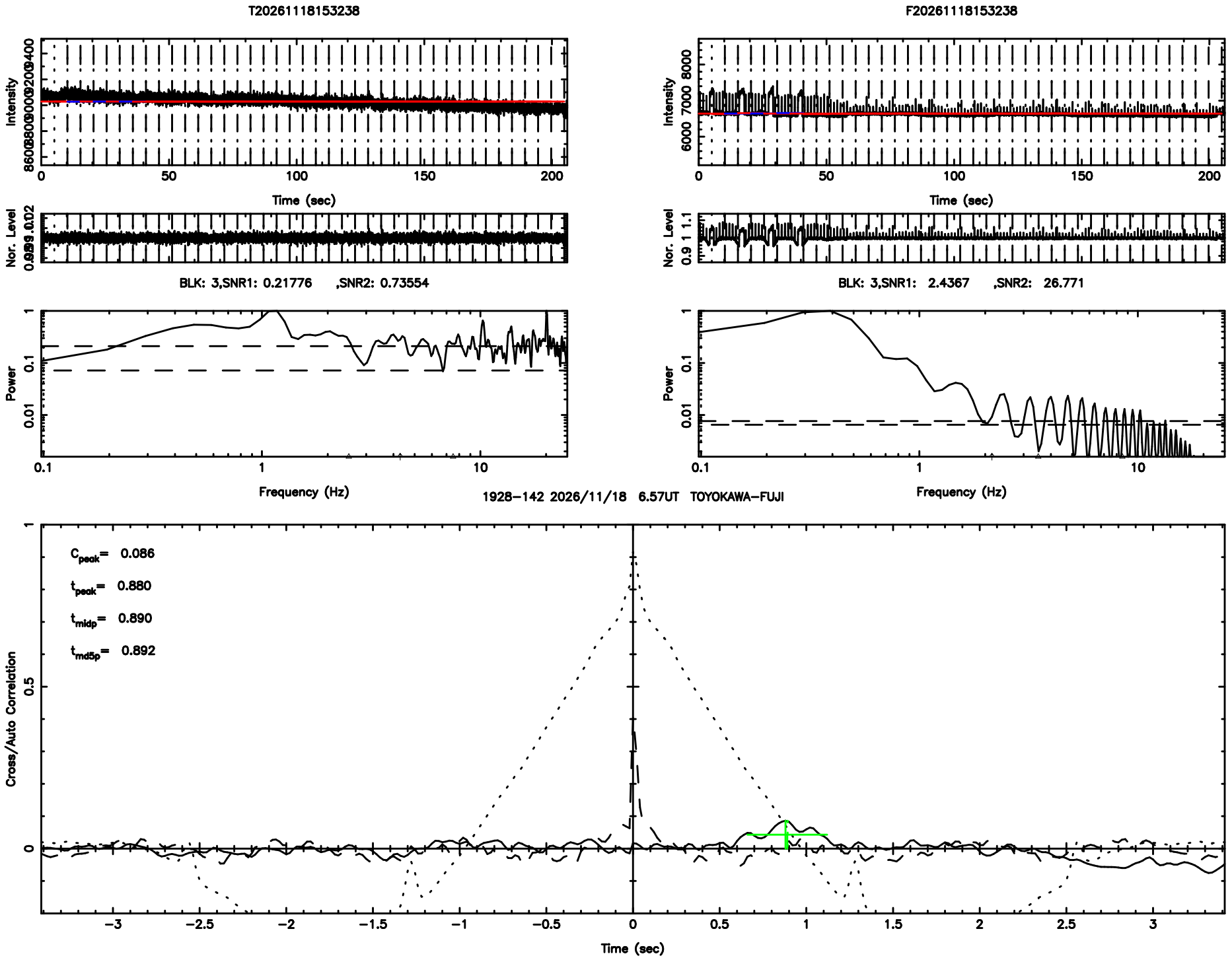
T20261118153238
F20261118153238
Intensity
Time (sec)
Nor. Level
BLK: 3,SNR1: 0.21776 ,SNR2: 0.73554
BLK: 3,SNR1: 2.4367 ,SNR2: 26.771
Power
Frequency (Hz)
1928−142 2026/11/18 6.57UT TOYOKAWA−FUJI
C_peak= 0.086
t_peak= 0.880
t_mldp= 0.890
t_md5p= 0.892
Cross/Auto Correlation
Time (sec)

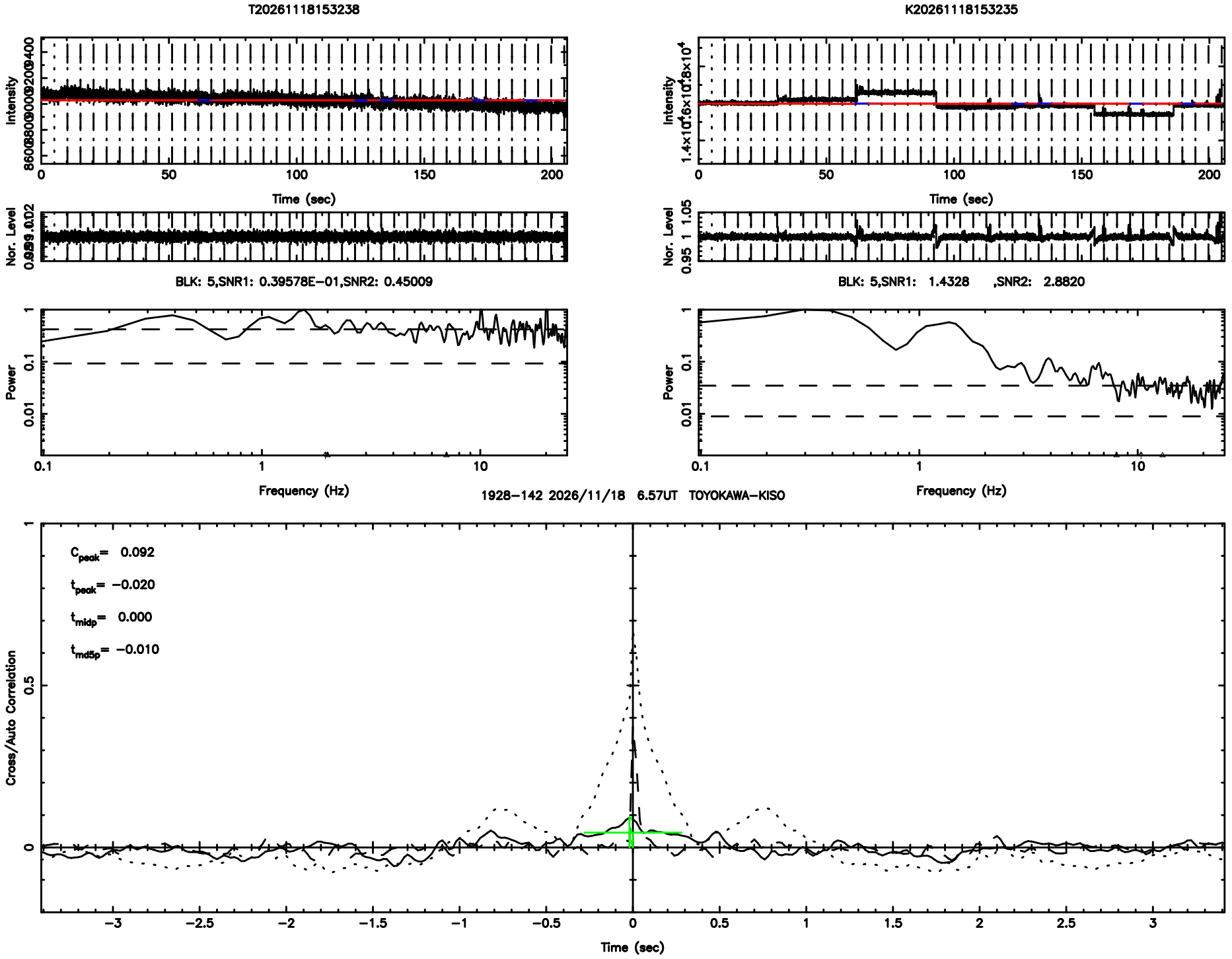
T20261118153238
K20261118153235
Intensity
Time (sec)
Nor. Level
BLK: 5,SNR1: 0.39578E−01,SNR2: 0.45009
BLK: 5,SNR1: 1.4328 ,SNR2: 2.8820
Power
Frequency (Hz)
1928−142 2026/11/18 6.57UT TOYOKAWA−KISO
C_{peak}= 0.092
t_{peak}= −0.020
t_{midp}= 0.000
t_{md5p}= −0.010
Cross/Auto Correlation
Time (sec)

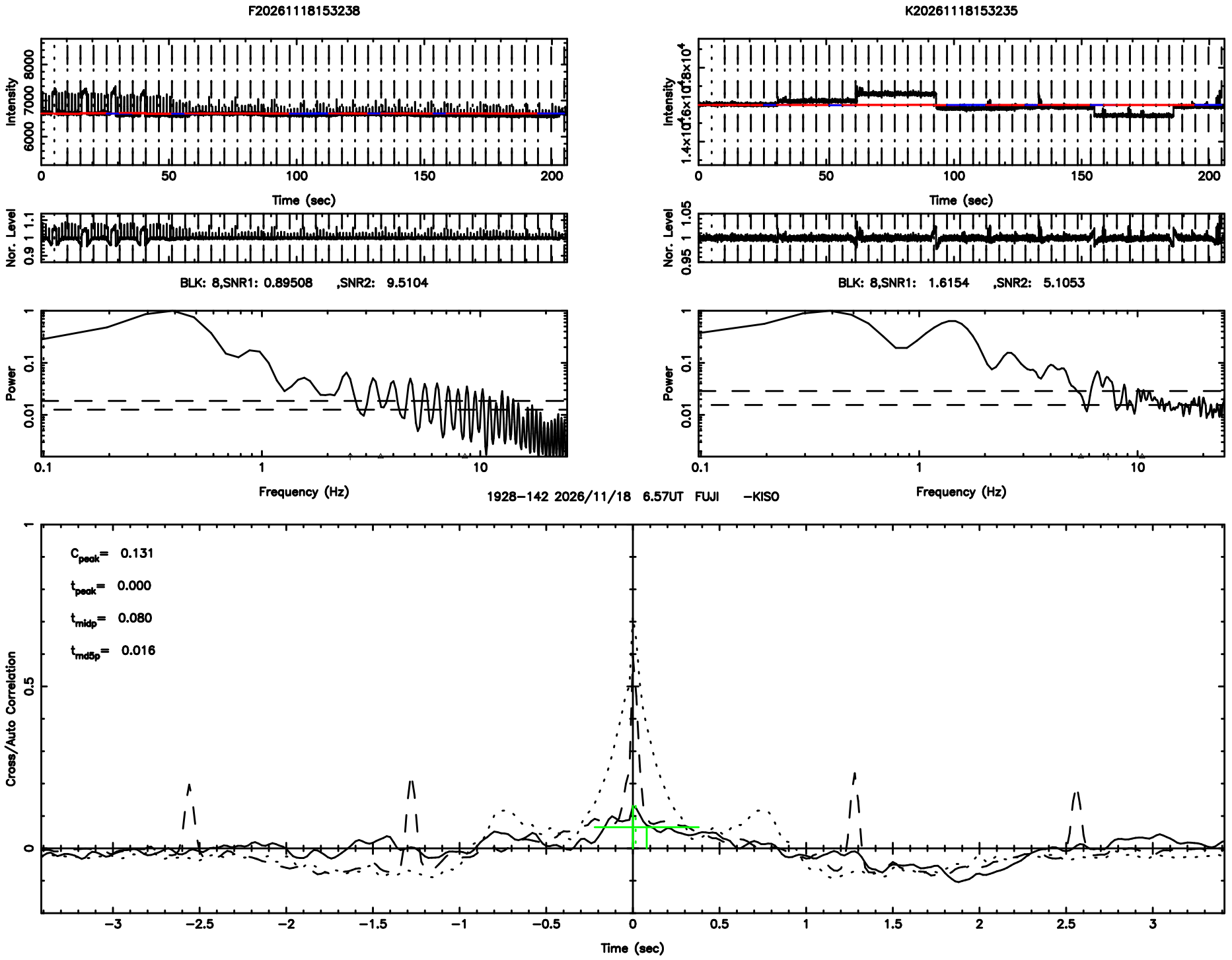
F20261118153238
K20261118153235
Intensity
Time (sec)
Nor. Level
BLK: 8,SNR1: 0.89508 ,SNR2: 9.5104
BLK: 8,SNR1: 1.6154 ,SNR2: 5.1053
Power
Frequency (Hz)
1928−142 2026/11/18 6.57UT FUJI −KISO
C_{peak}= 0.131
t_{peak}= 0.000
t_{midp}= 0.080
t_{md5p}= 0.016
Cross/Auto Correlation
Time (sec)

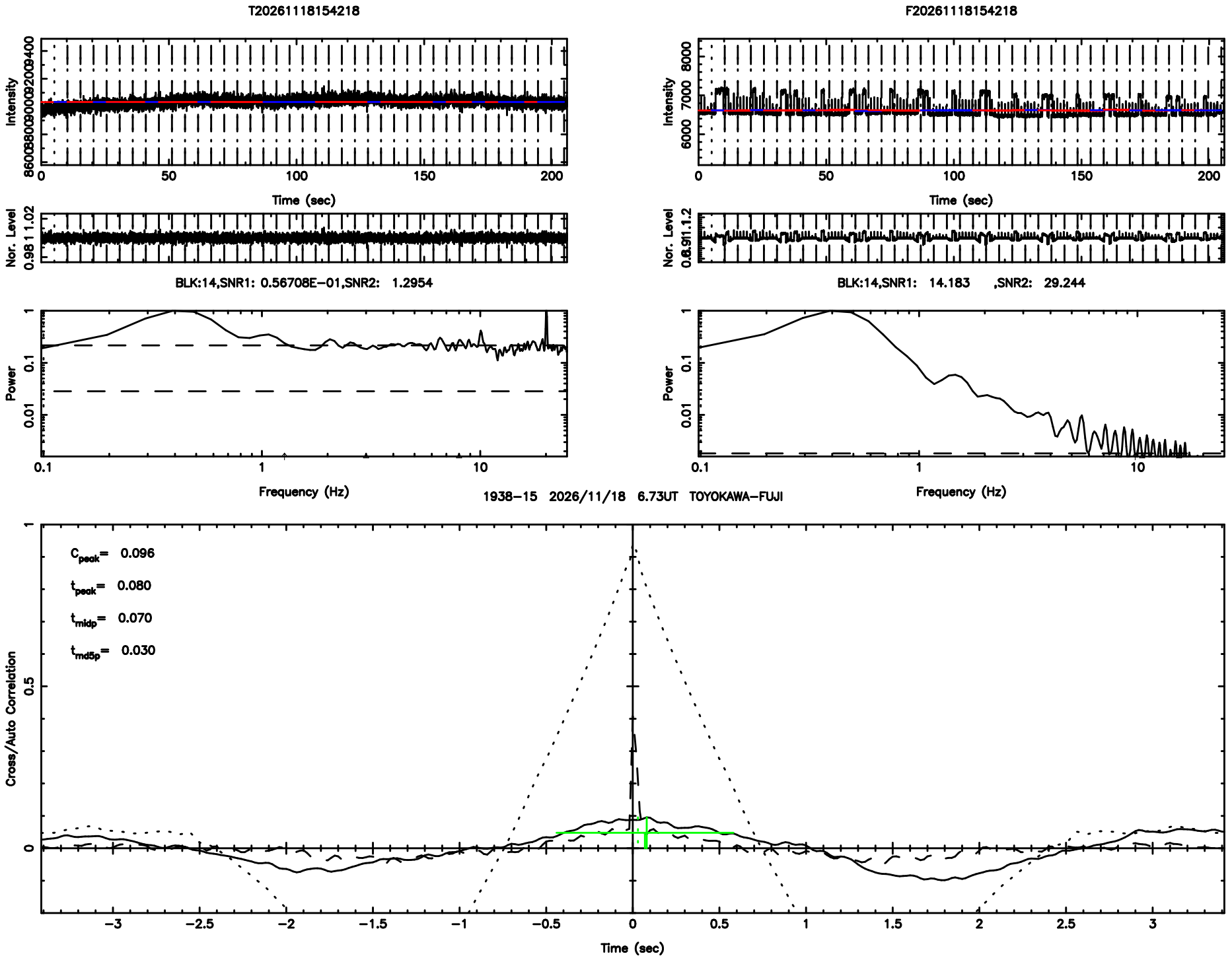
T20261118154218
F20261118154218
Intensity
Time (sec)
Nor. Level
BLK:14,SNR1: 0.56708E-01,SNR2: 1.2954
BLK:14,SNR1: 14.183 ,SNR2: 29.244
Power
Frequency (Hz)
1938-15 2026/11/18 6.73UT TOYOKAWA-FUJI
C_peak= 0.096
t_peak= 0.080
t_mldp= 0.070
t_md5p= 0.030
Cross/Auto Correlation
Time (sec)

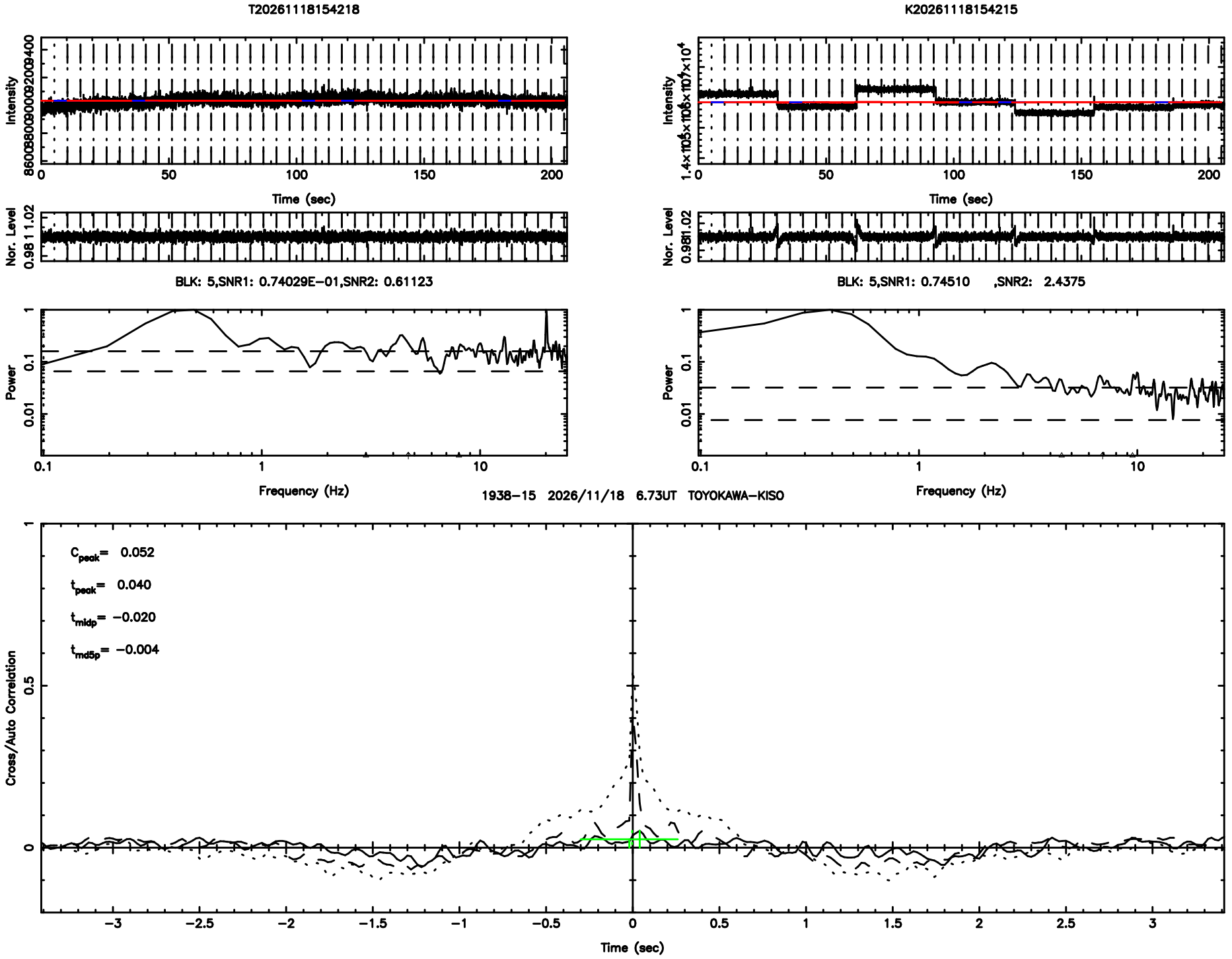
T20261118154218
K20261118154215
Intensity
Time (sec)
Nor. Level
BLK: 5,SNR1: 0.74029E-01,SNR2: 0.61123
BLK: 5,SNR1: 0.74510 ,SNR2: 2.4375
Power
Frequency (Hz)
1938-15 2026/11/18 6.73UT TOYOKAWA-KISO
C_peak= 0.052
t_peak= 0.040
t_mldp= -0.020
t_md5p= -0.004
Cross/Auto Correlation
Time (sec)

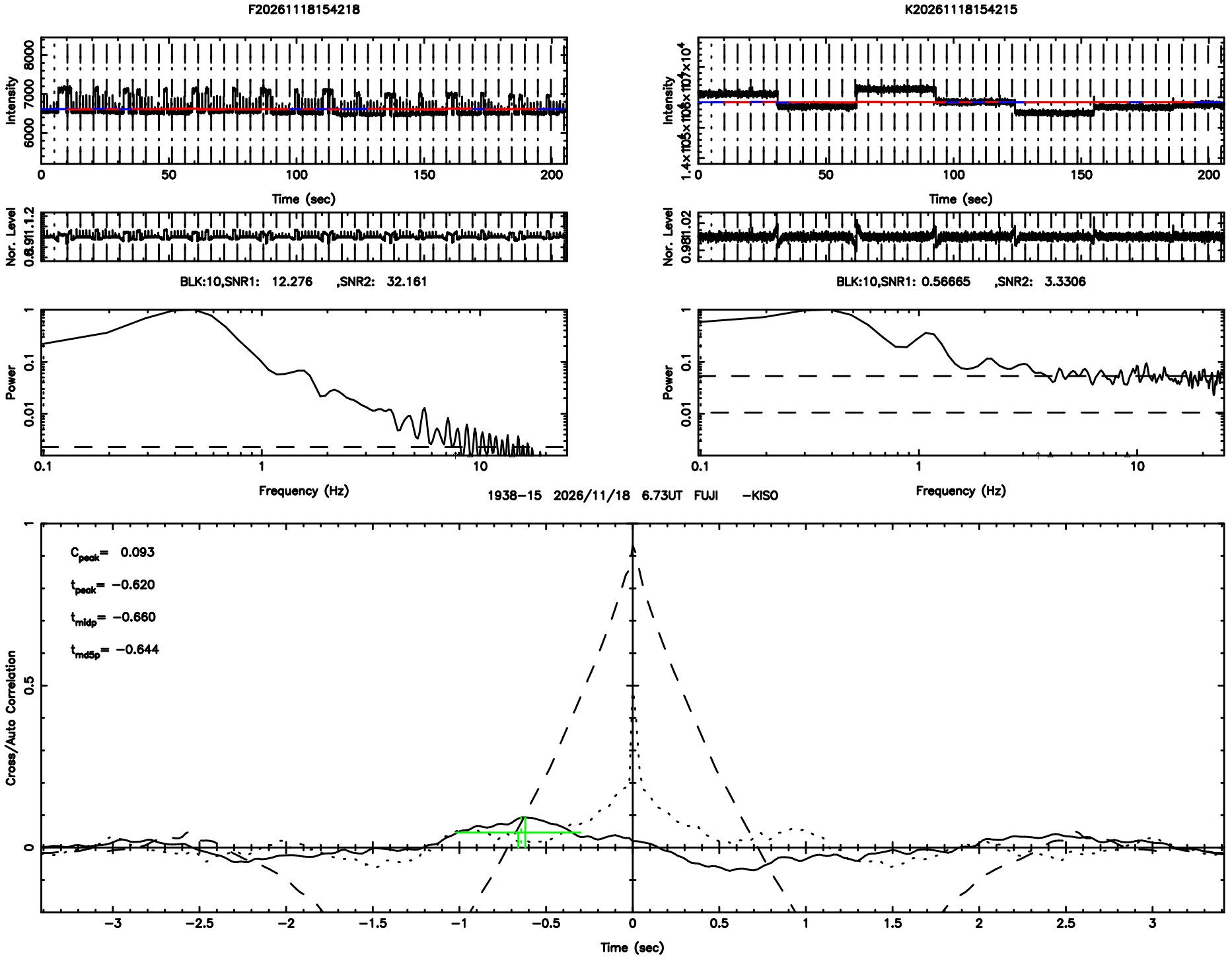
F20261118154218
K20261118154215
Intensity
Time (sec)
Nor. Level
BLK:10,SNR1: 12.276 ,SNR2: 32.161
BLK:10,SNR1: 0.56665 ,SNR2: 3.3306
Power
Frequency (Hz)
1938−15 2026/11/18 6.73UT FUJI −KISO
C_{peak}= 0.093
t_{peak}= −0.620
t_{mldp}= −0.660
t_{md5p}= −0.644
Cross/Auto Correlation
Time (sec)

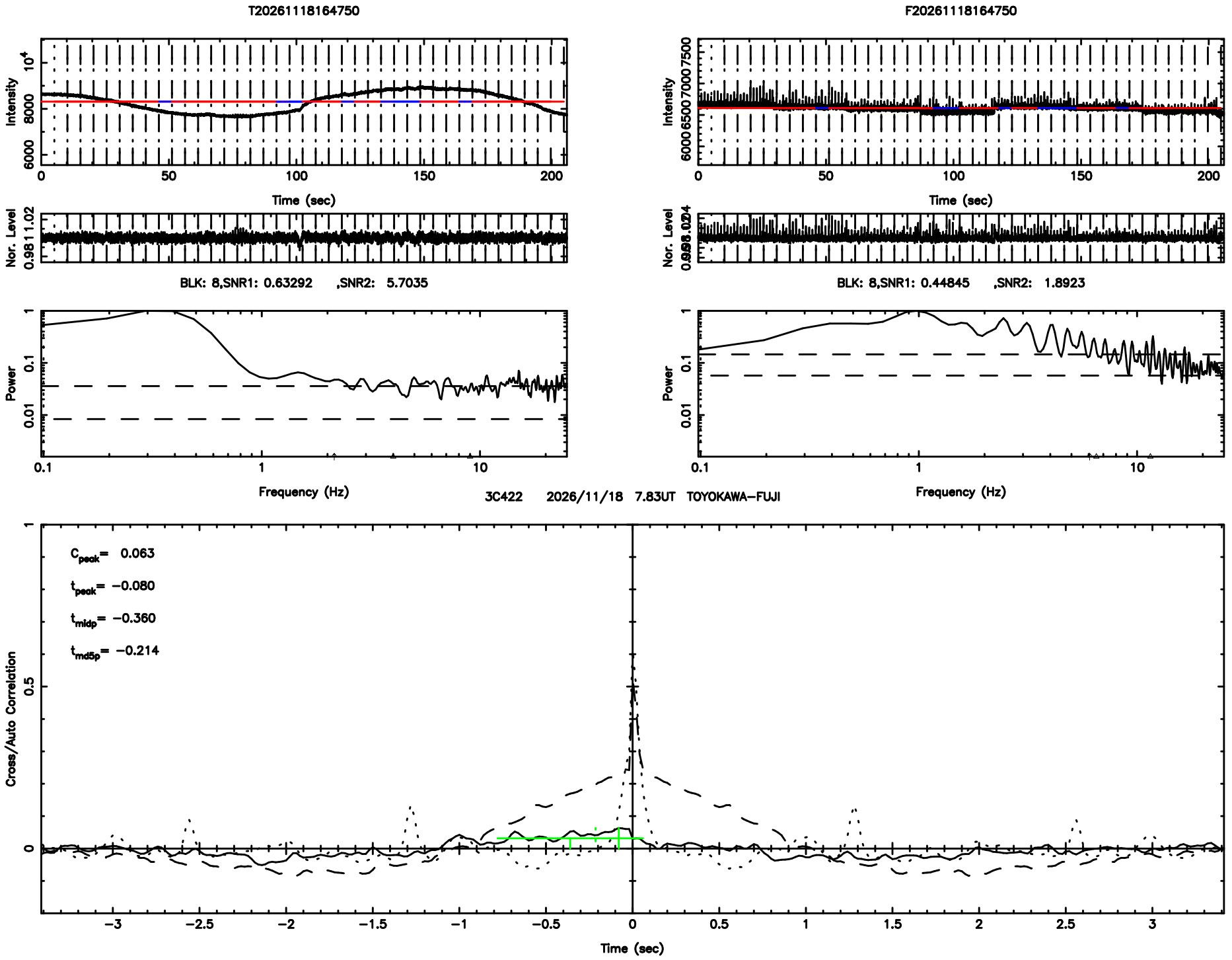
T20261118164750
F20261118164750
Intensity
Time (sec)
Nor. Level
BLK: 8,SNR1: 0.63292 ,SNR2: 5.7035
BLK: 8,SNR1: 0.44845 ,SNR2: 1.8923
Power
Frequency (Hz)
3C422 2026/11/18 7.83UT TOYOKAWA-FUJI
C_peak= 0.063
t_peak= −0.080
t_mldp= −0.360
t_md5p= −0.214
Cross/Auto Correlation
Time (sec)

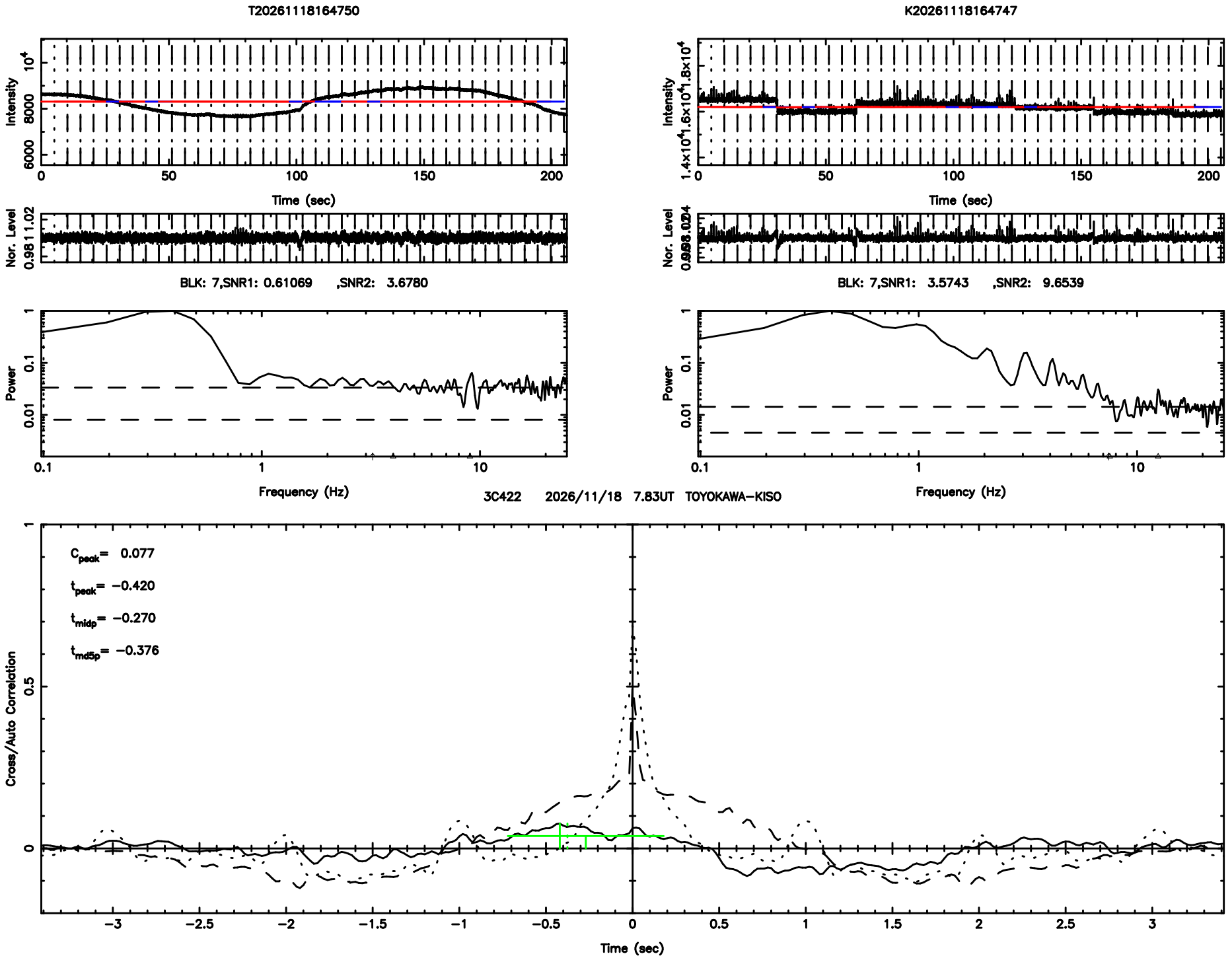
T20261118164750
K20261118164747
Intensity
Time (sec)
Nor. Level
BLK: 7,SNR1: 0.61069 ,SNR2: 3.6780
BLK: 7,SNR1: 3.5743 ,SNR2: 9.6539
Power
Frequency (Hz)
3C422 2026/11/18 7.83UT TOYOKAWA-KISO
C_{peak}= 0.077
t_{peak}= −0.420
t_{midp}= −0.270
t_{md5p}= −0.376
Cross/Auto Correlation
Time (sec)

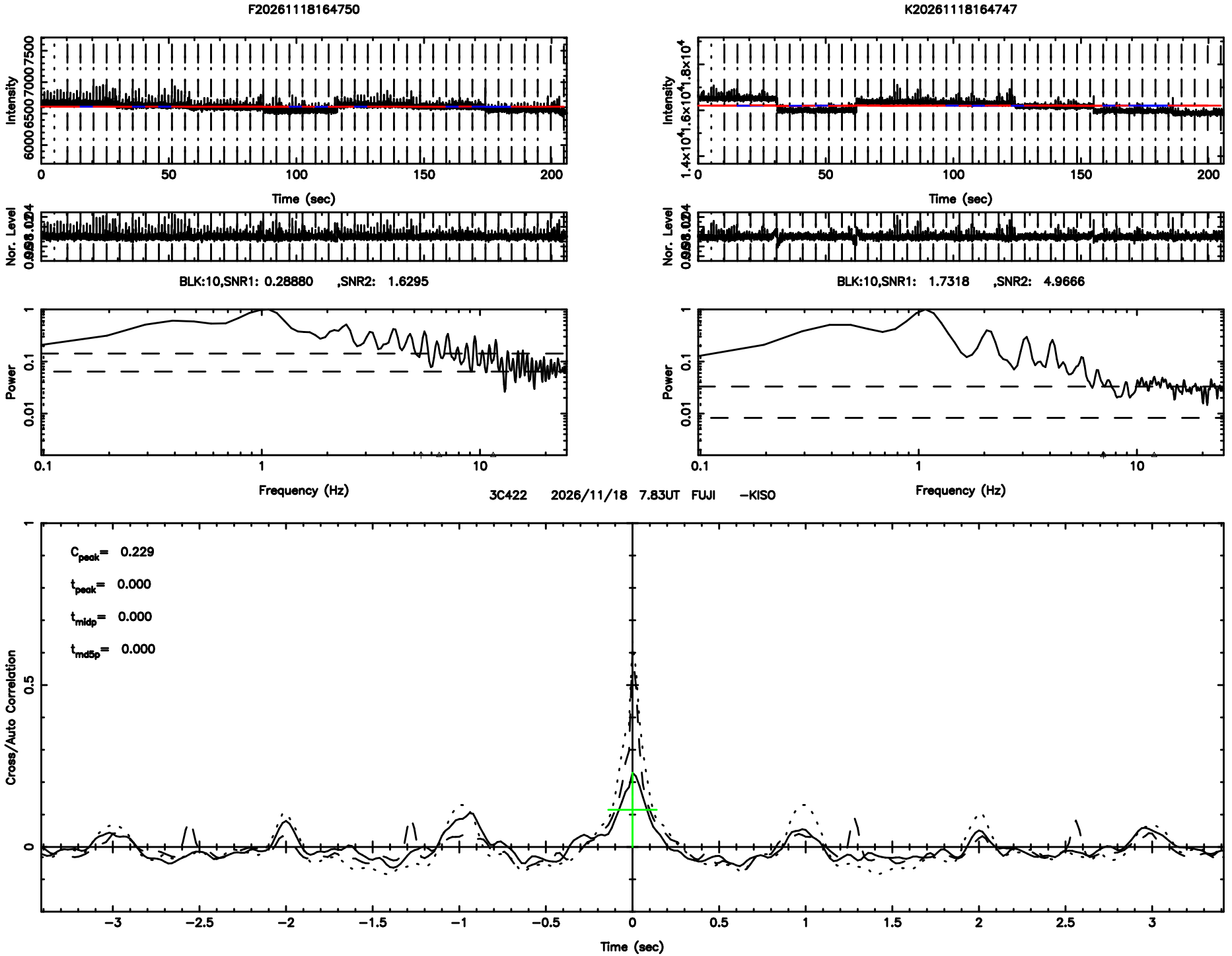
F20261118164750
K20261118164747
Intensity
Time (sec)
Nor. Level
BLK:10,SNR1: 0.28880 ,SNR2: 1.6295
BLK:10,SNR1: 1.7318 ,SNR2: 4.9666
Power
Frequency (Hz)
3C422 2026/11/18 7.83UT FUJI -KISO
C_{peak}= 0.229
t_{peak}= 0.000
t_{midp}= 0.000
t_{md5p}= 0.000
Cross/Auto Correlation
Time (sec)

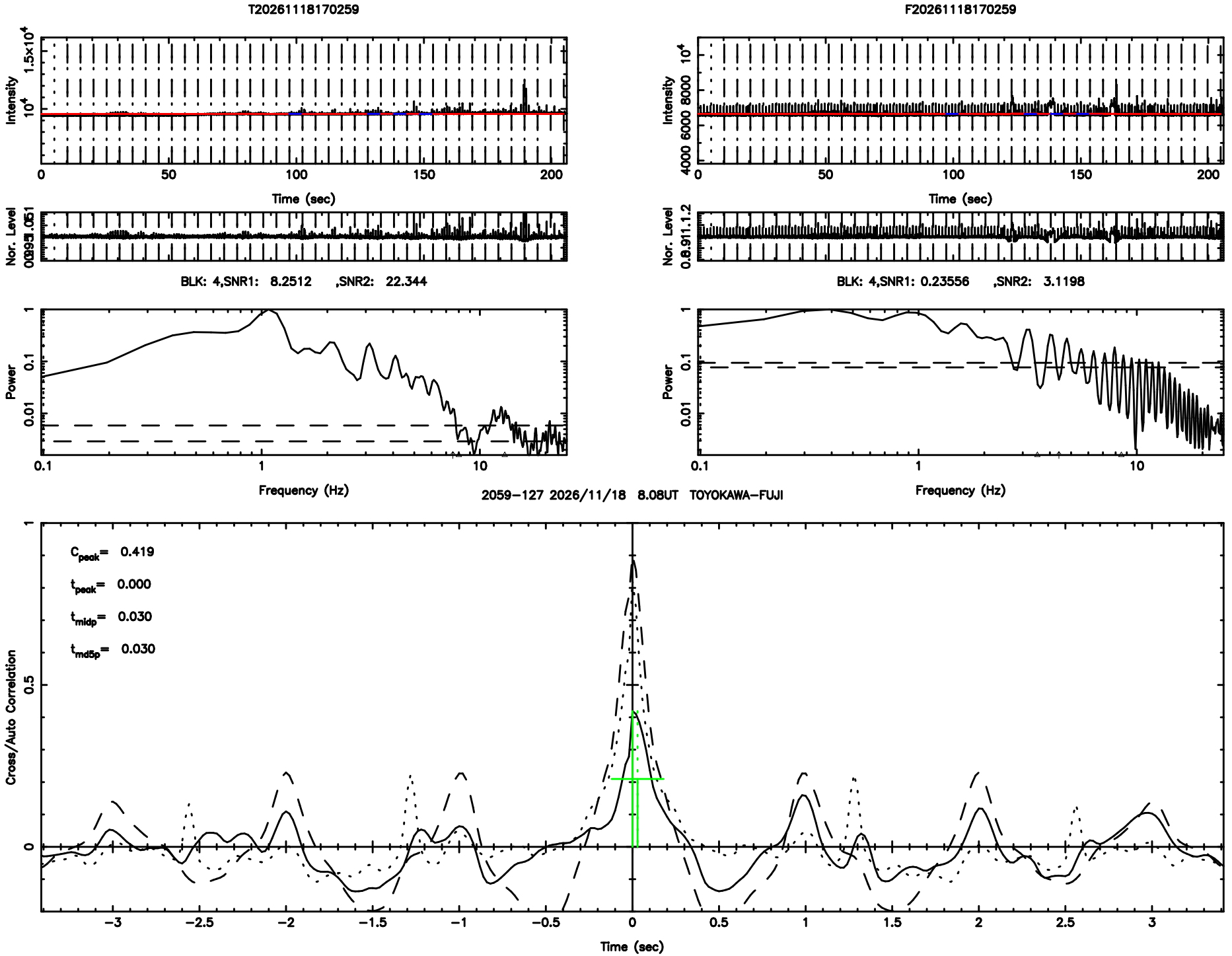
T20261118170259
F20261118170259
Intensity
Time (sec)
Nor. Level
BLK: 4,SNR1: 8.2512 ,SNR2: 22.344
BLK: 4,SNR1: 0.23556 ,SNR2: 3.1198
Power
Frequency (Hz)
2059−127 2026/11/18 8.08UT TOYOKAWA−FUJI
C_peak= 0.419
t_peak= 0.000
t_midp= 0.030
t_md5p= 0.030
Cross/Auto Correlation
Time (sec)

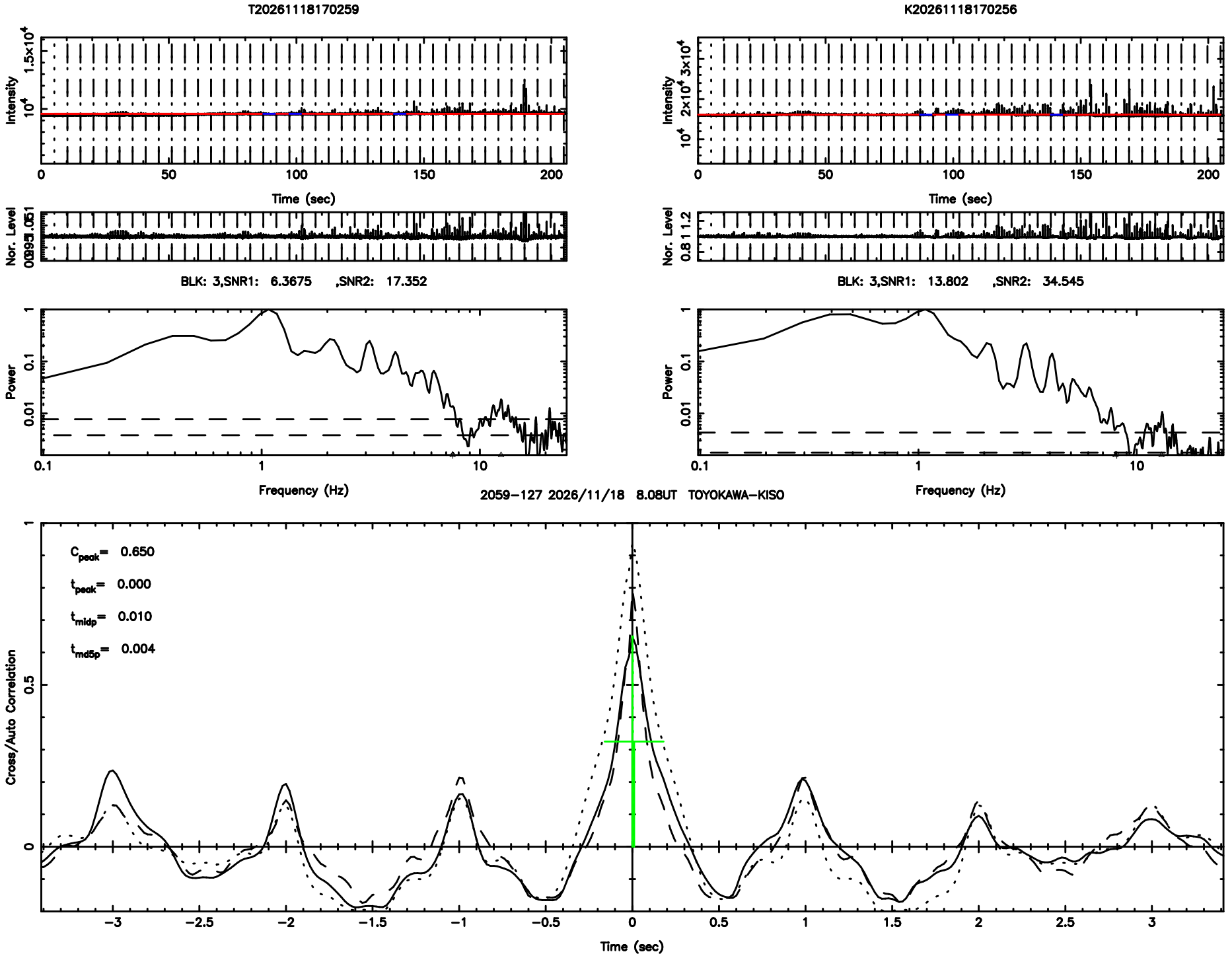
T20261118170259
K20261118170256
Intensity
Time (sec)
Nor. Level
BLK: 3,SNR1: 6.3675 ,SNR2: 17.352
BLK: 3,SNR1: 13.802 ,SNR2: 34.545
Power
Frequency (Hz)
2059−127 2026/11/18 8.08UT TOYOKAWA−KISO
C_{peak}= 0.650
t_{peak}= 0.000
t_{midp}= 0.010
t_{md5p}= 0.004
Cross/Auto Correlation
Time (sec)

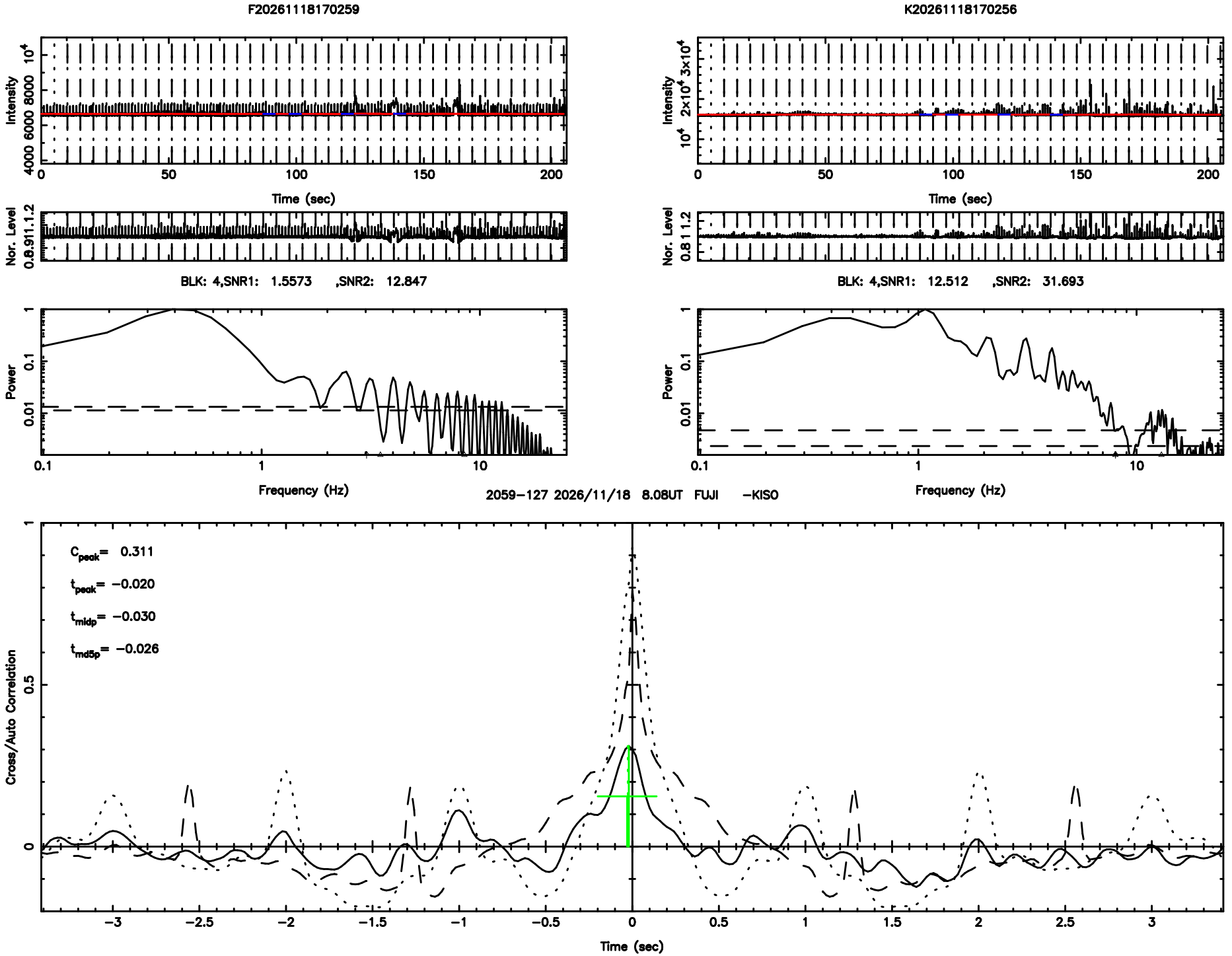
F20261118170259
K20261118170256
Intensity
Time (sec)
Nor. Level
BLK: 4,SNR1: 1.5573 ,SNR2: 12.847
BLK: 4,SNR1: 12.512 ,SNR2: 31.693
Power
Frequency (Hz)
2059−127 2026/11/18 8.08UT FUJI −KISO
C_{peak}= 0.311
t_{peak}= −0.020
t_{mldp}= −0.030
t_{md5p}= −0.026
Cross/Auto Correlation
Time (sec)

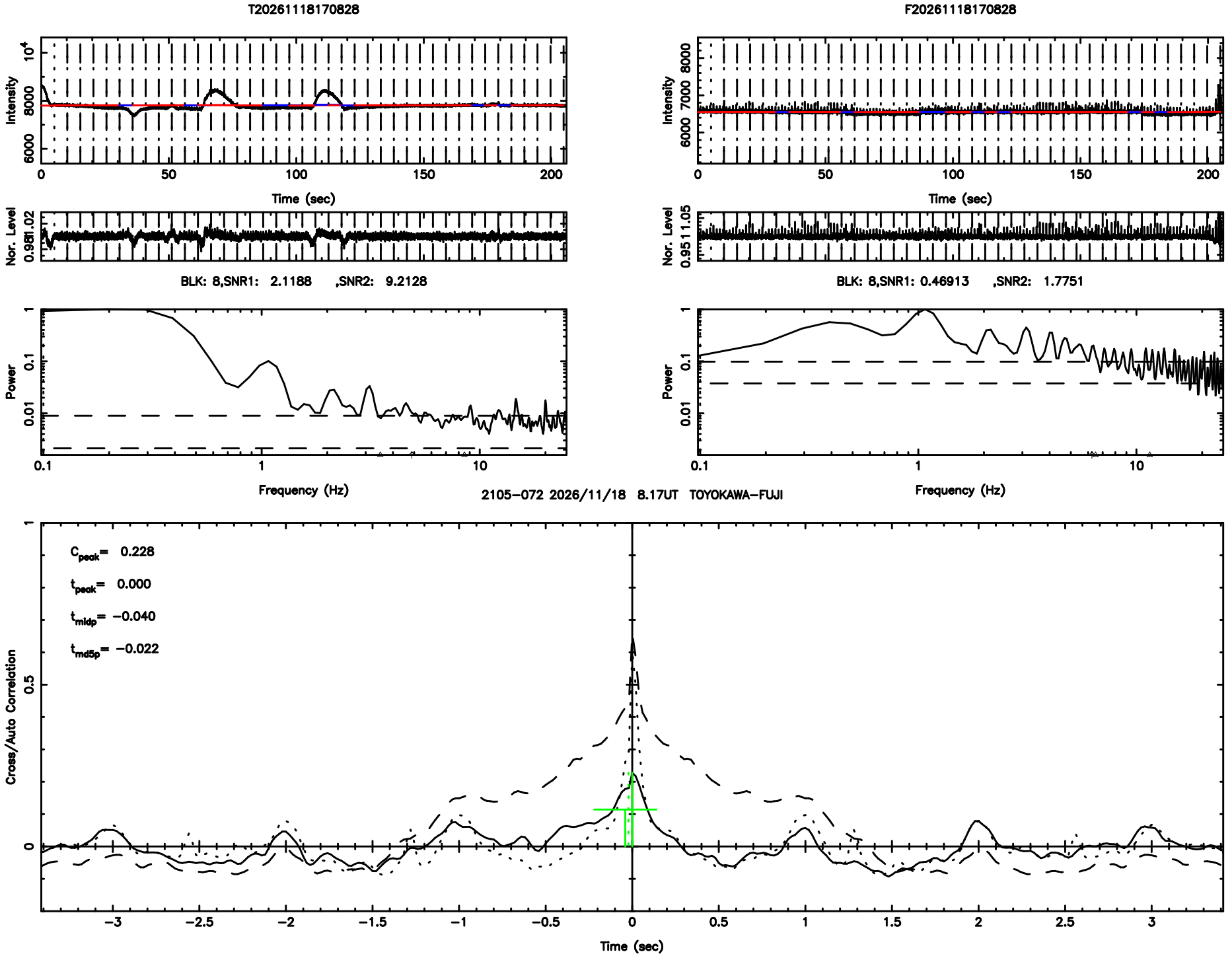
T20261118170828
F20261118170828
Intensity
Time (sec)
Nor. Level
BLK: 8,SNR1: 2.1188 ,SNR2: 9.2128
BLK: 8,SNR1: 0.46913 ,SNR2: 1.7751
Power
Frequency (Hz)
2105−072 2026/11/18 8.17UT TOYOKAWA−FUJI
C_{peak}= 0.228
t_{peak}= 0.000
t_{mldp}= −0.040
t_{md5p}= −0.022
Cross/Auto Correlation
Time (sec)

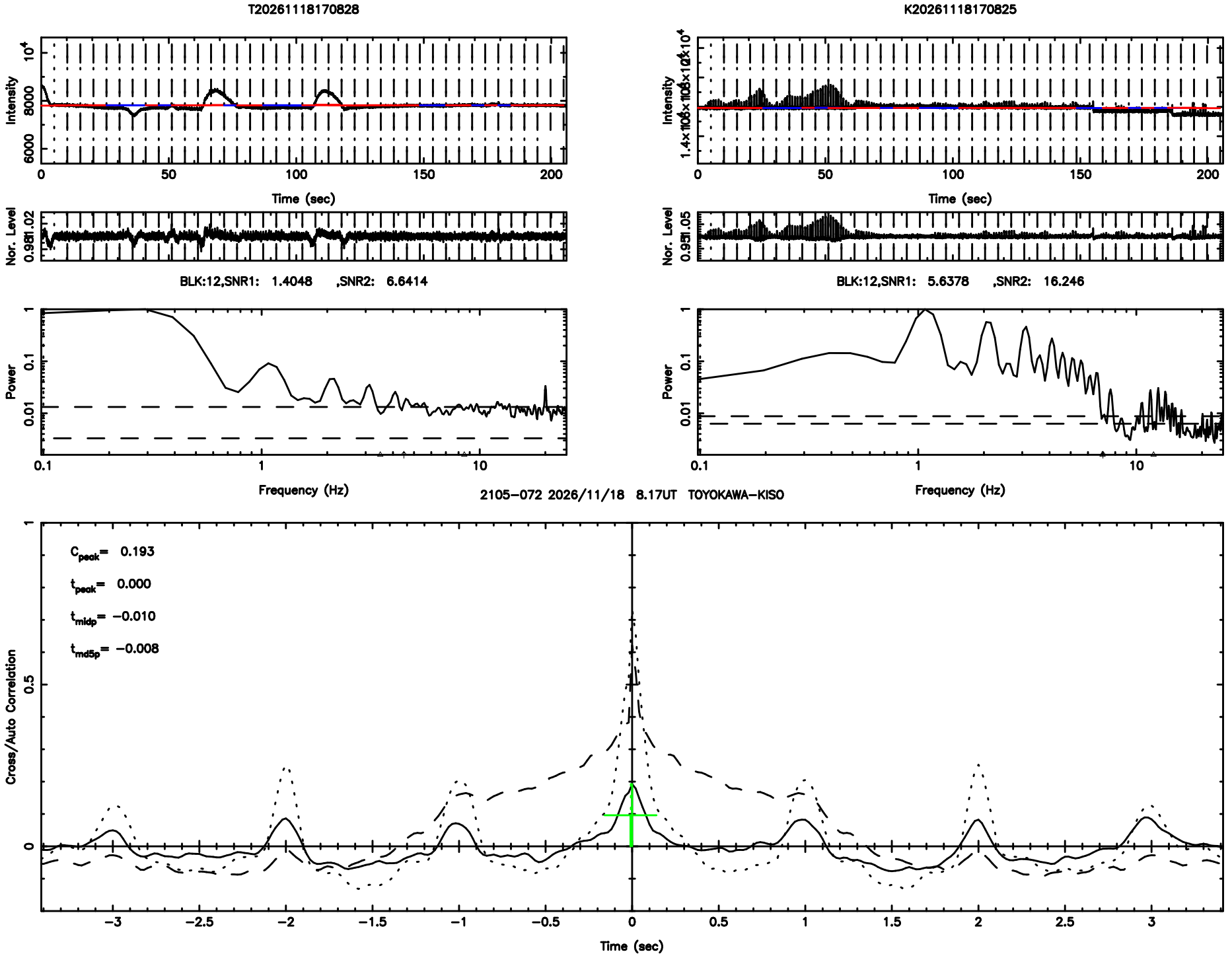
T20261118170828
K20261118170825
Intensity
Time (sec)
Nor. Level
BLK:12,SNR1: 1.4048 ,SNR2: 6.6414
BLK:12,SNR1: 5.6378 ,SNR2: 16.246
Power
Frequency (Hz)
2105−072 2026/11/18 8.17UT TOYOKAWA−KISO
C_{peak}= 0.193
t_{peak}= 0.000
t_{mldp}= −0.010
t_{md5p}= −0.008
Cross/Auto Correlation
Time (sec)

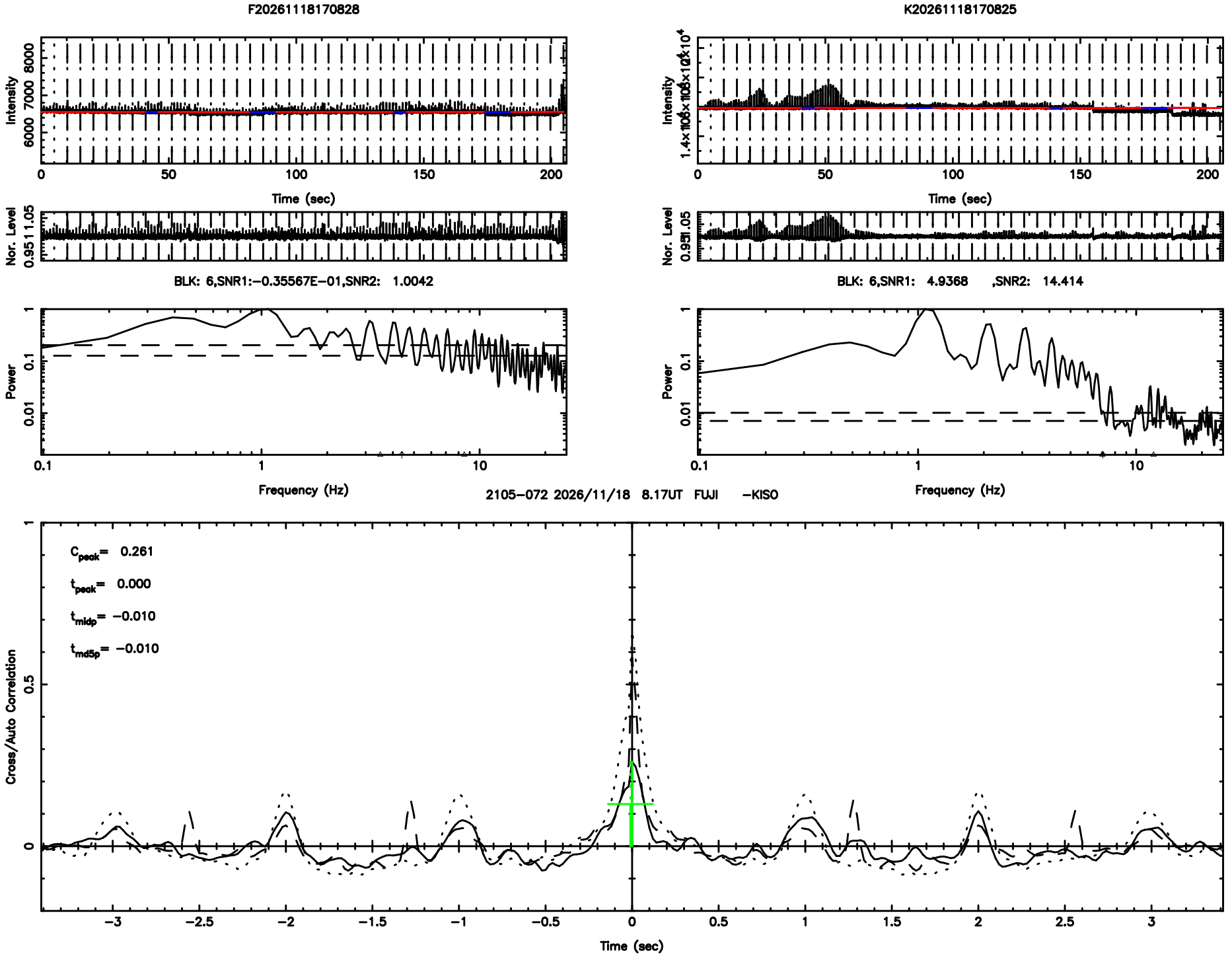
F20261118170828
K20261118170825
Intensity
Time (sec)
Nor. Level
BLK: 6,SNR1:−0.35567E−01,SNR2: 1.0042
BLK: 6,SNR1: 4.9368 ,SNR2: 14.414
Power
Frequency (Hz)
2105−072 2026/11/18 8.17UT FUJI −KISO
C_{peak}= 0.261
t_{peak}= 0.000
t_{mldp}= −0.010
t_{md5p}= −0.010
Cross/Auto Correlation
Time (sec)

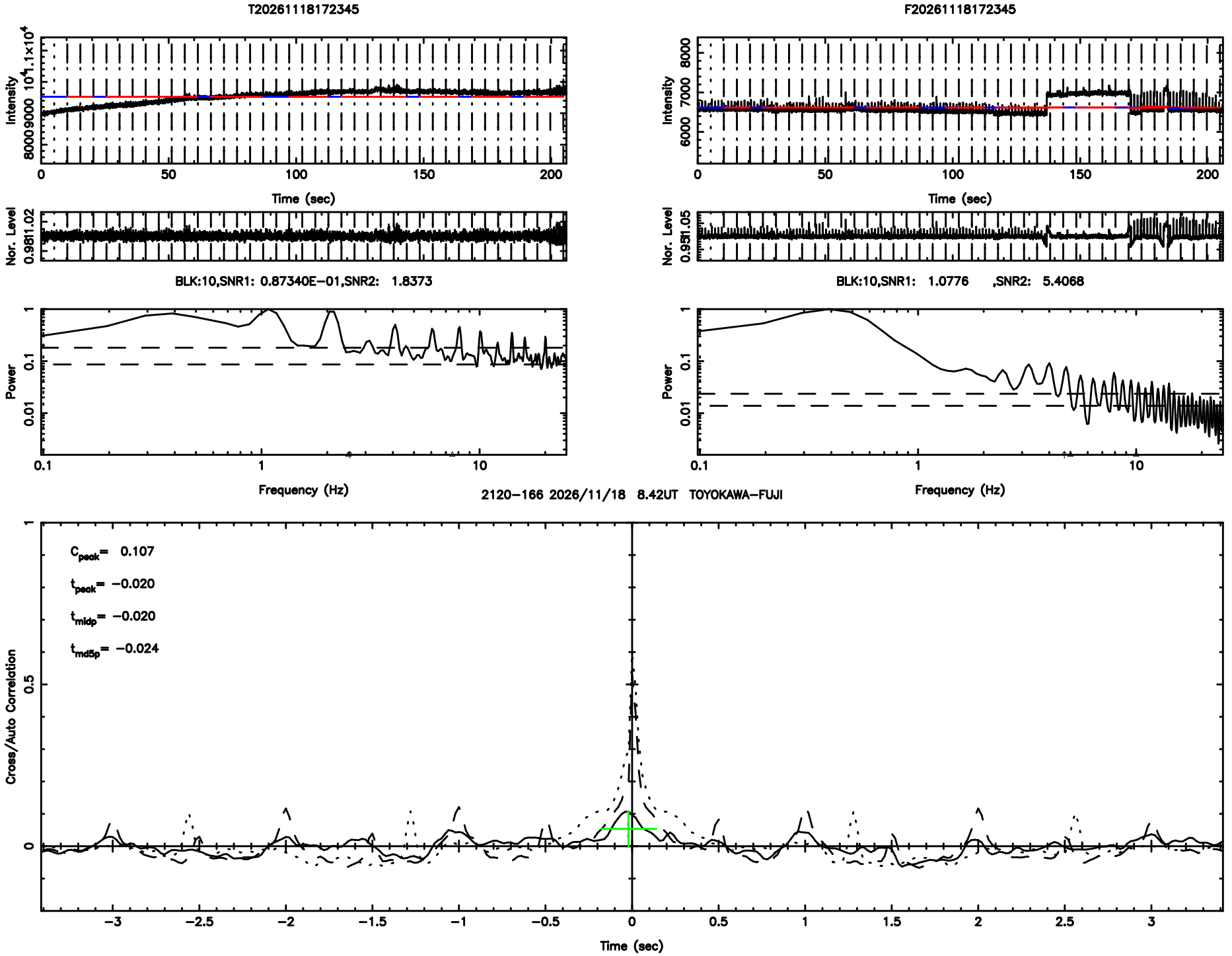
T20261118172345
F20261118172345
Intensity
Time (sec)
Nor. Level
BLK:10,SNR1: 0.87340E-01,SNR2: 1.8373
BLK:10,SNR1: 1.0776 ,SNR2: 5.4068
Power
Frequency (Hz)
2120-166 2026/11/18 8.42UT TOYOKAWA-FUJI
C_peak= 0.107
t_peak= -0.020
t_mldp= -0.020
t_md5p= -0.024
Cross/Auto Correlation
Time (sec)

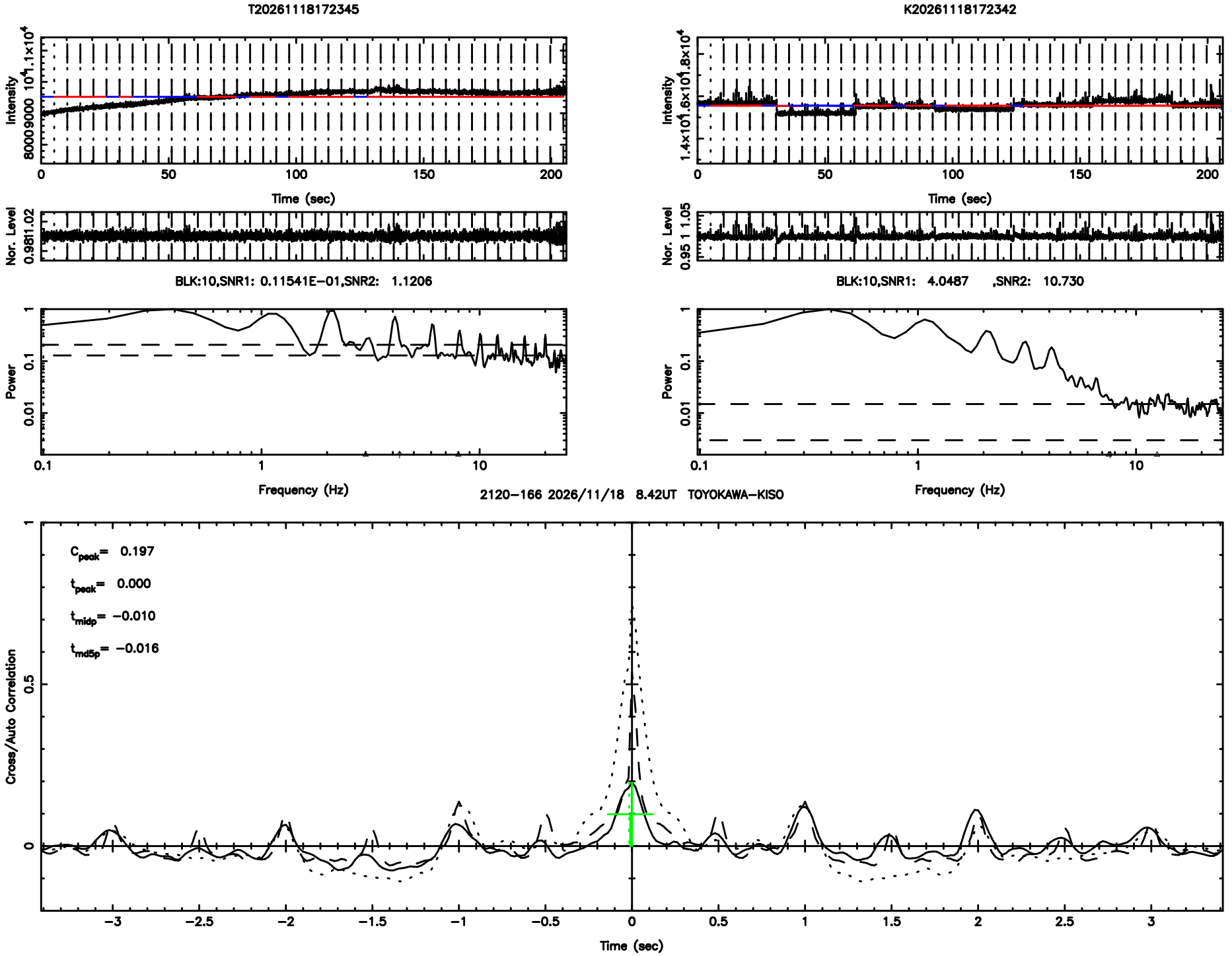
T20261118172345
K20261118172342
Intensity
Time (sec)
Nor. Level
BLK:10,SNR1: 0.11541E-01,SNR2: 1.1206
BLK:10,SNR1: 4.0487 ,SNR2: 10.730
Power
Frequency (Hz)
2120-166 2026/11/18 8.42UT TOYOKAWA-KISO
C_{peak}= 0.197
t_{peak}= 0.000
t_{midp}= -0.010
t_{md5p}= -0.016
Cross/Auto Correlation
Time (sec)

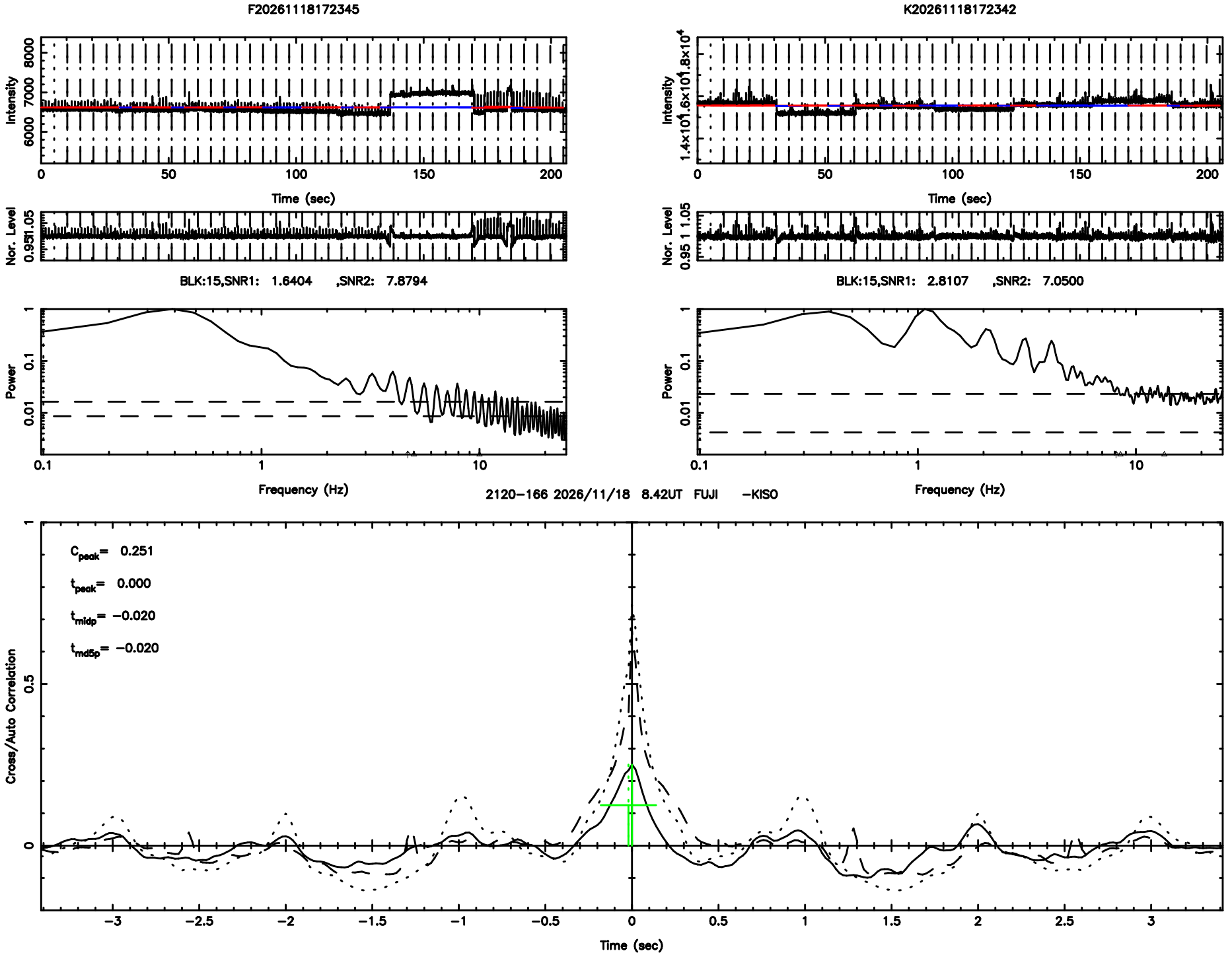
F20261118172345
K20261118172342
Intensity
Time (sec)
Nor. Level
BLK:15,SNR1: 1.6404 ,SNR2: 7.8794
BLK:15,SNR1: 2.8107 ,SNR2: 7.0500
Power
Frequency (Hz)
2120−166 2026/11/18 8.42UT FUJI −KISO
C_{peak}= 0.251
t_{peak}= 0.000
t_{midp}= −0.020
t_{md5p}= −0.020
Cross/Auto Correlation
Time (sec)

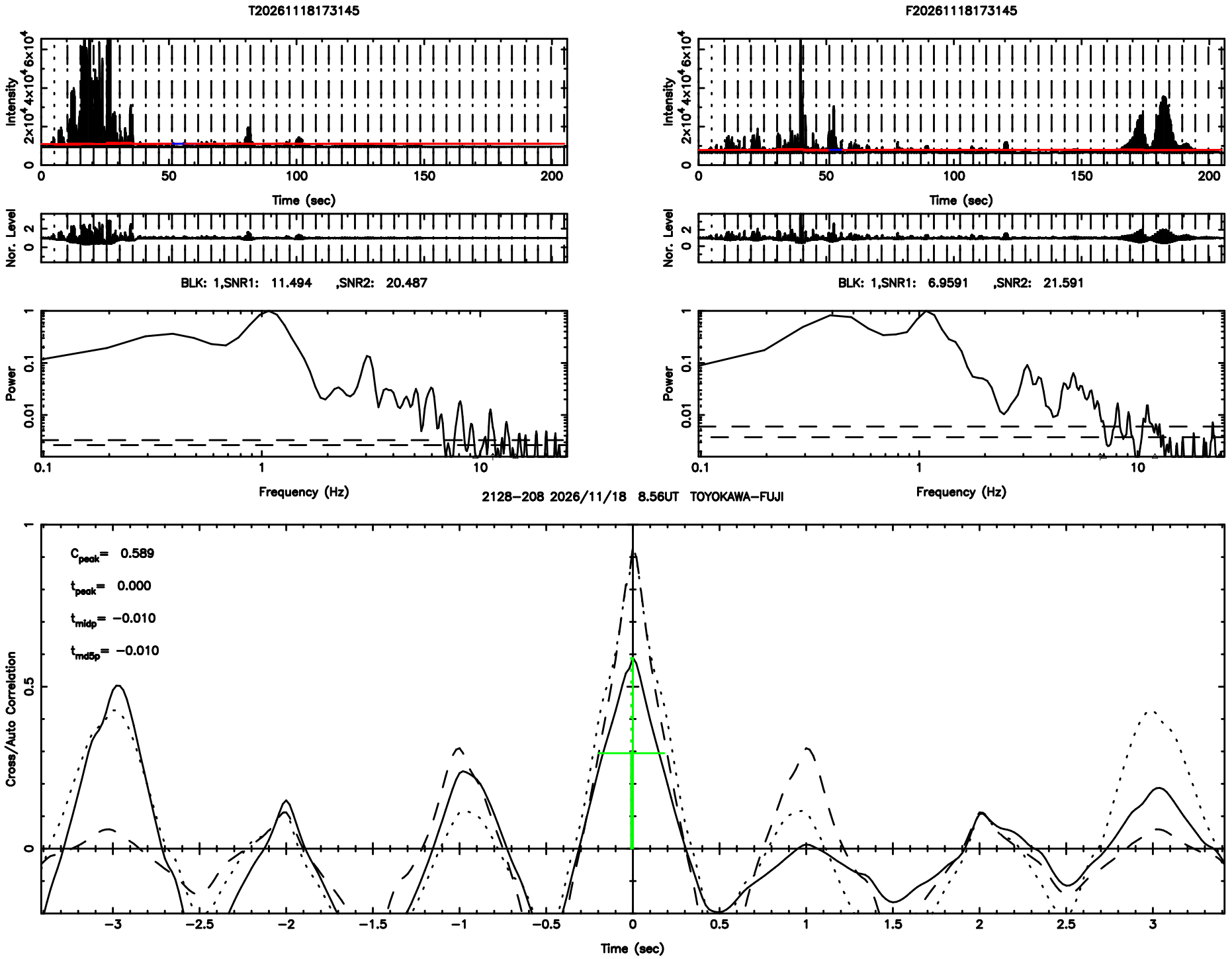
T20261118173145
F20261118173145
Intensity
Time (sec)
Nor. Level
BLK: 1,SNR1: 11.494 ,SNR2: 20.487
BLK: 1,SNR1: 6.9591 ,SNR2: 21.591
Power
Frequency (Hz)
2128−208 2026/11/18 8.56UT TOYOKAWA−FUJI
C_{peak}= 0.589
t_{peak}= 0.000
t_{mldp}= −0.010
t_{md5p}= −0.010
Cross/Auto Correlation
Time (sec)

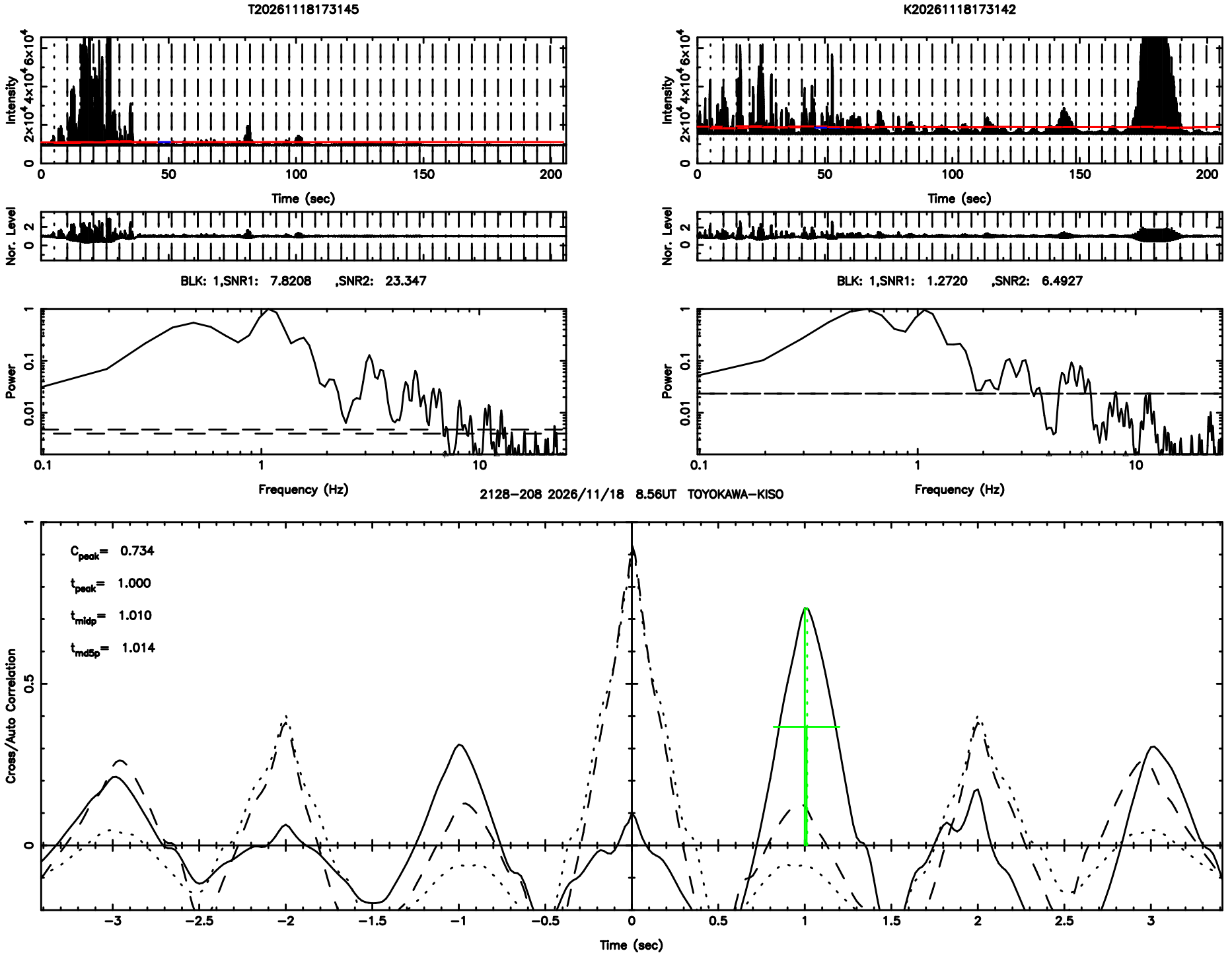
T20261118173145
K20261118173142
Intensity
Time (sec)
Nor. Level
BLK: 1,SNR1: 7.8208 ,SNR2: 23.347
BLK: 1,SNR1: 1.2720 ,SNR2: 6.4927
Power
Frequency (Hz)
2128−208 2026/11/18 8.56UT TOYOKAWA−KISO
C_{peak}= 0.734
t_{peak}= 1.000
t_{mldp}= 1.010
t_{md5p}= 1.014
Cross/Auto Correlation
Time (sec)

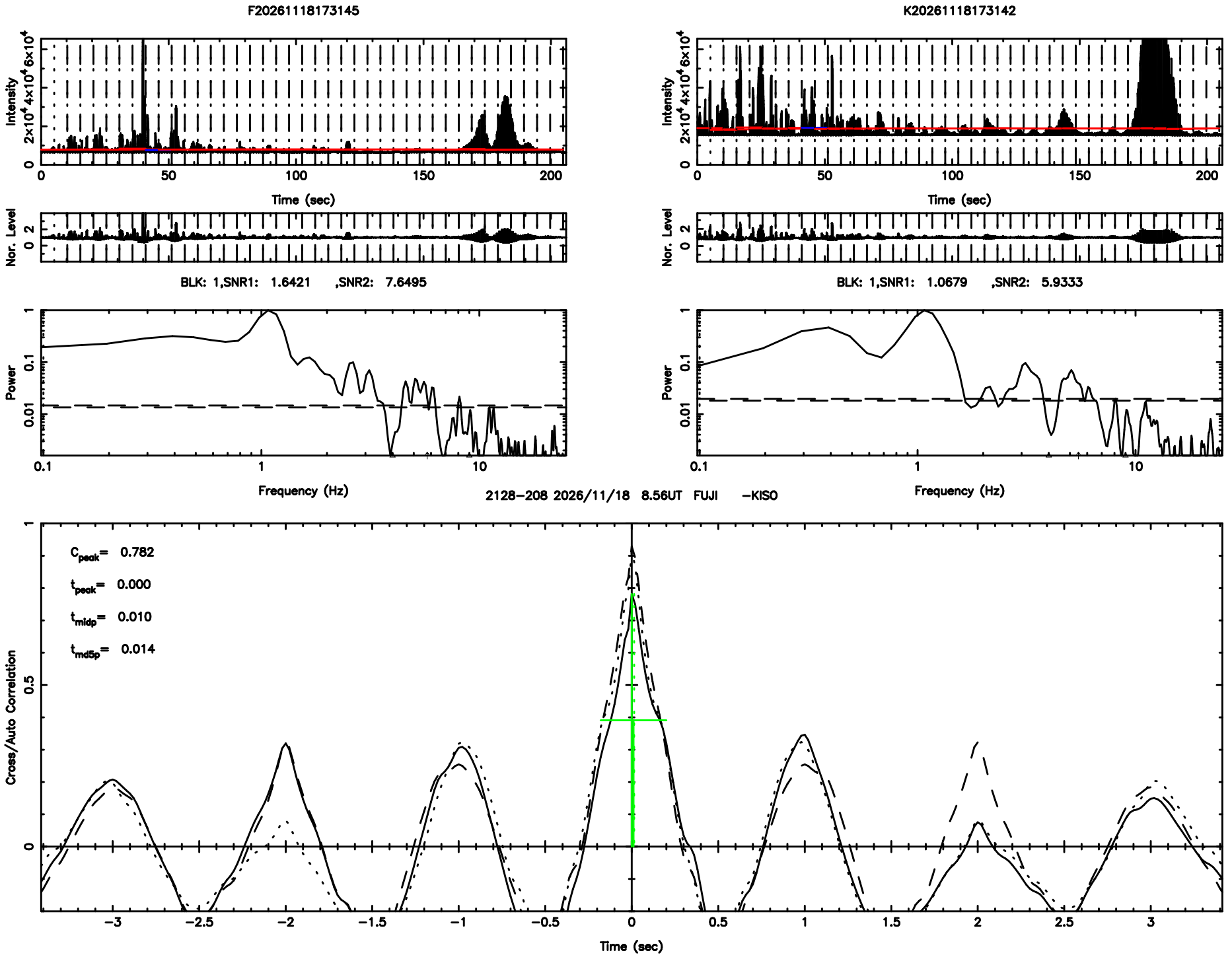
F20261118173145
K20261118173142
Intensity
Time (sec)
Nor. Level
BLK: 1,SNR1: 1.6421 ,SNR2: 7.6495
BLK: 1,SNR1: 1.0679 ,SNR2: 5.9333
Power
Frequency (Hz)
2128−208 2026/11/18 8.56UT FUJI −KISO
C_{peak}= 0.782
t_{peak}= 0.000
t_{mldp}= 0.010
t_{md5p}= 0.014
Cross/Auto Correlation
Time (sec)