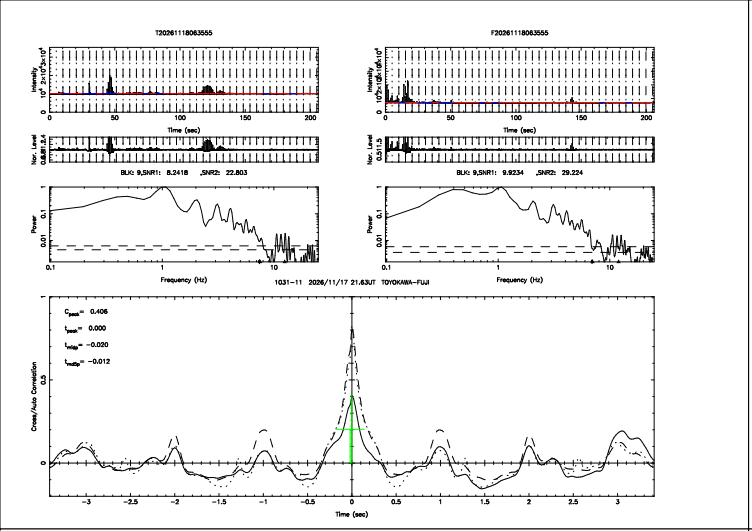
T20261118063555
F20261118063555
BLK: 9,SNR1: 8.2418 ,SNR2: 22.803
BLK: 9,SNR1: 9.9234 ,SNR2: 29.224
1031-11 2026/11/17 21.63UT TOYOKAWA-FUJI
C_peak= 0.406
t_peak= 0.000
t_mtdp= -0.020
t_mtdp= -0.012

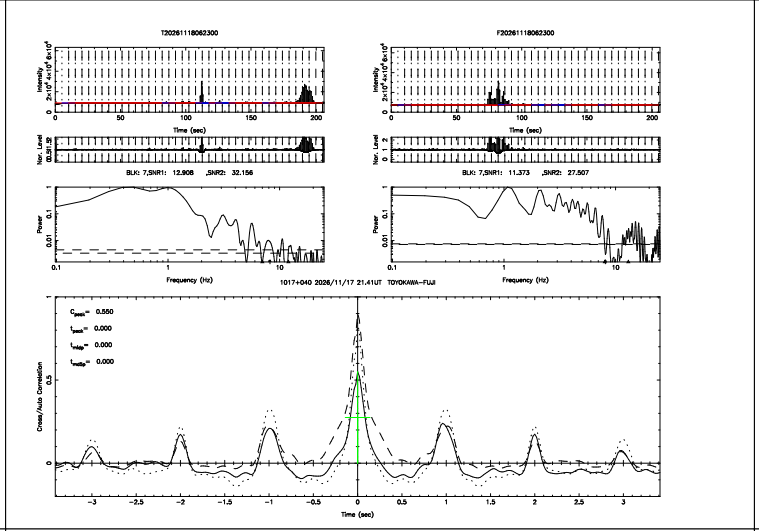
T20261118062300
F20261118062300
BLK: 7,SNR1: 12.908 ,SNR2: 32.156
BLK: 7,SNR1: 11.373 ,SNR2: 27.507
1017+040 2026/11/17 21.41UT TOYOKAWA-FUJI
C_peak= 0.550
t_peak= 0.000
t_mtdp= 0.000
t_mtdp= 0.000

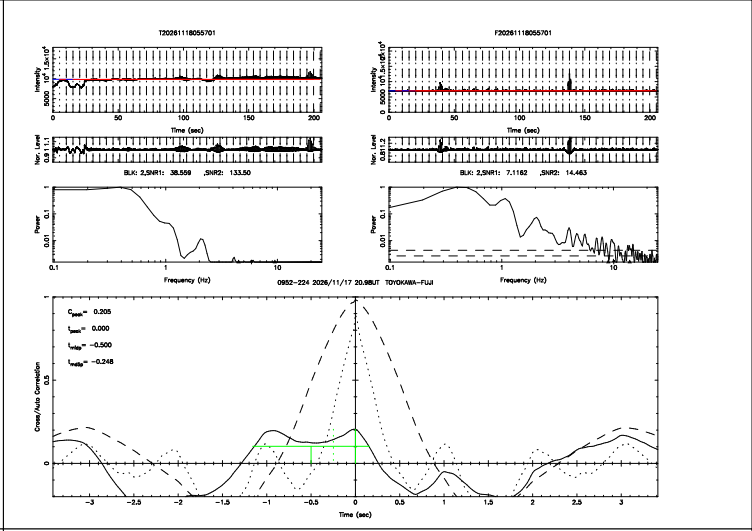
T20261118055701
F20261118055701
BLK: 2,SNR1: 38.559 ,SNR2: 133.50
BLK: 2,SNR1: 7.1162 ,SNR2: 14.463
0952-224 2026/11/17 20.98UT TOYOKAWA-FUJI
C_peak= 0.205
t_peak= 0.000
t_mtdp= -0.500
t_mtdp= -0.248

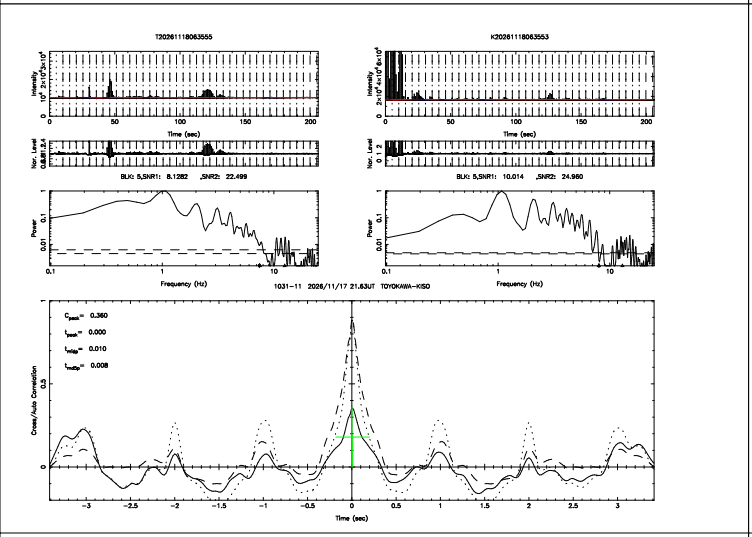
T20261118063555
K20261118063553
BLK: 9,SNR1: 8.1282 ,SNR2: 22.499
BLK: 9,SNR1: 10.014 ,SNR2: 24.960
1031-11 2026/11/17 21.63UT TOYOKAWA-KISO
C_peak= 0.360
t_peak= 0.000
t_mtdp= 0.010
t_mtdp= 0.008

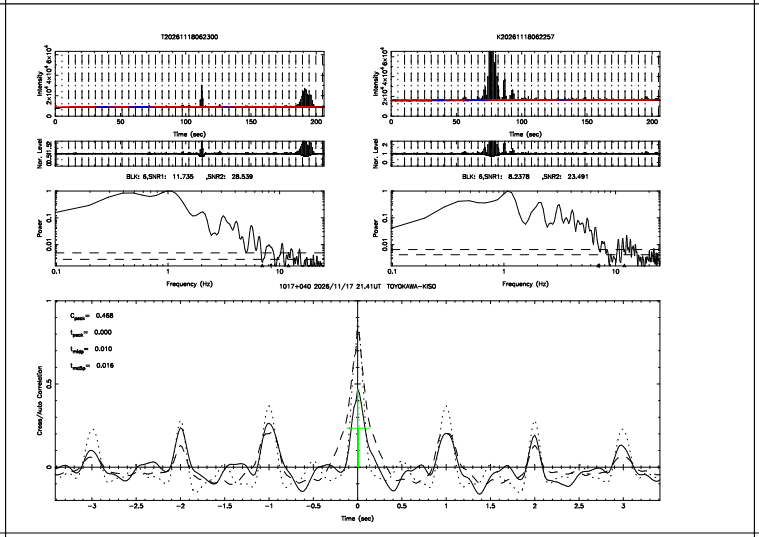
T20261118062300
K20261118062257
BLK: 6,SNR1: 11.735 ,SNR2: 28.539
BLK: 6,SNR1: 8.2378 ,SNR2: 23.491
1017+040 2026/11/17 21.41UT TOYOKAWA-KISO
C_peak= 0.468
t_peak= 0.000
t_mtdp= 0.010
t_mtdp= 0.016

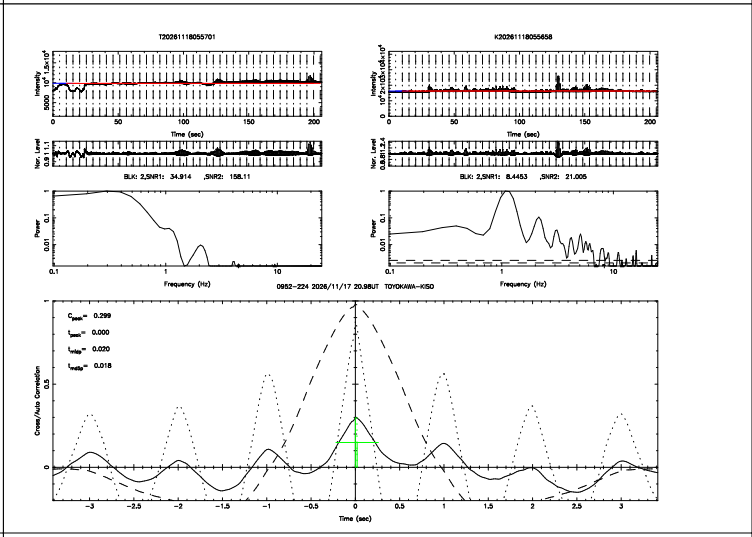
T20261118055701
K20261118055658
BLK: 2,SNR1: 34.914 ,SNR2: 158.11
BLK: 2,SNR1: 8.4453 ,SNR2: 21.005
0952-224 2026/11/17 20.98UT TOYOKAWA-KISO
C_peak= 0.299
t_peak= 0.000
t_mtdp= 0.020
t_mtdp= 0.018

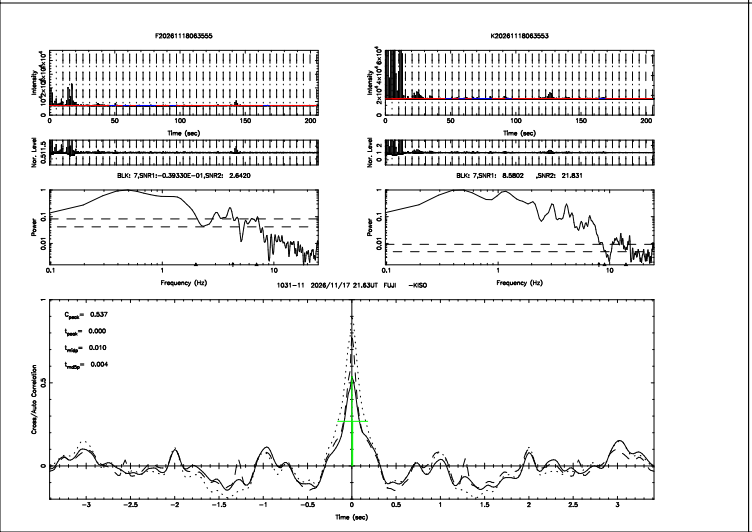
F20261118063555
K20261118063553
BLK: 7,SNR1:-0.39330E-01,SNR2: 2.6420
BLK: 7,SNR1: 8.5802 ,SNR2: 21.831
1031-11 2026/11/17 21.63UT FUJI -KISO
C_peak= 0.537
t_peak= 0.000
t_mtdp= 0.010
t_mtdp= 0.004

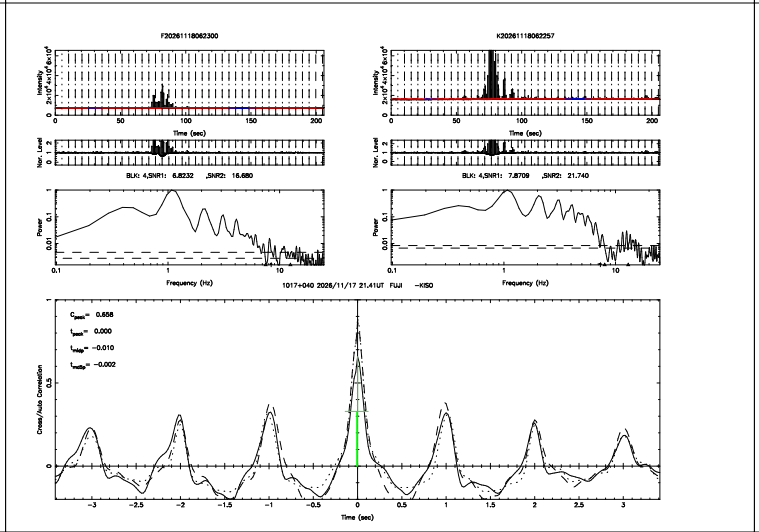
F20261118062300
K20261118062257
BLK: 4,SNR1: 6.8232 ,SNR2: 16.680
BLK: 4,SNR1: 7.8709 ,SNR2: 21.740
1017+040 2026/11/17 21.41UT FUJI -KISO
C_peak= 0.658
t_peak= 0.000
t_mtdp= -0.010
t_mtdp= -0.002

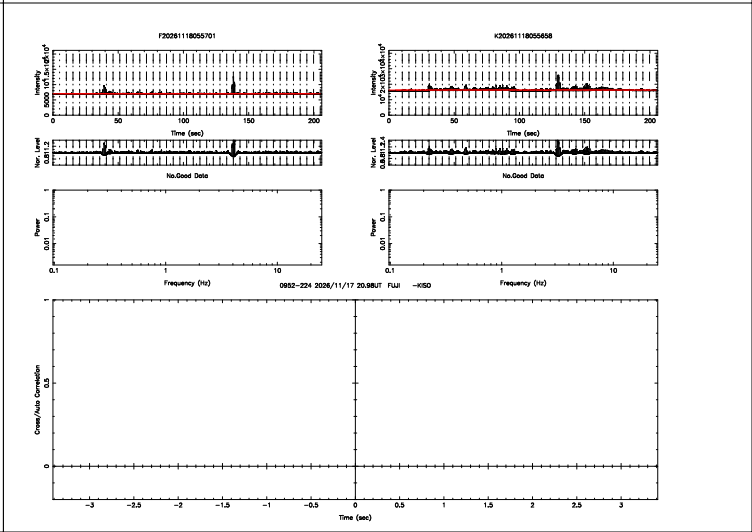
F20261118055701
K20261118055658
No.Good Data
No.Good Data
0952-224 2026/11/17 20.98UT FUJI -KISO

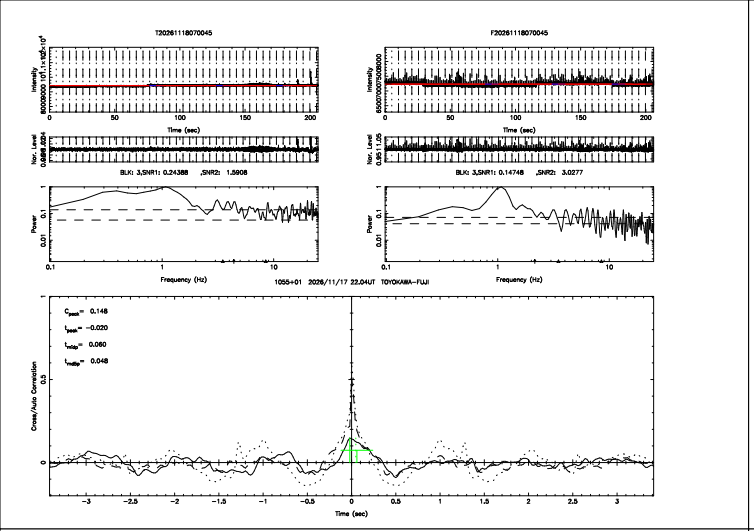
T20261118070045
F20261118070045
BLK: 3,SNR1: 0.24388 ,SNR2: 1.5908
BLK: 3,SNR1: 0.14748 ,SNR2: 3.0277
1055+01 2026/11/17 22.04UT TOYOKAWA-FUJI
C_{peak}= 0.148
t_{peak}= −0.020
t_{ridge}= 0.060
t_{width}= 0.048

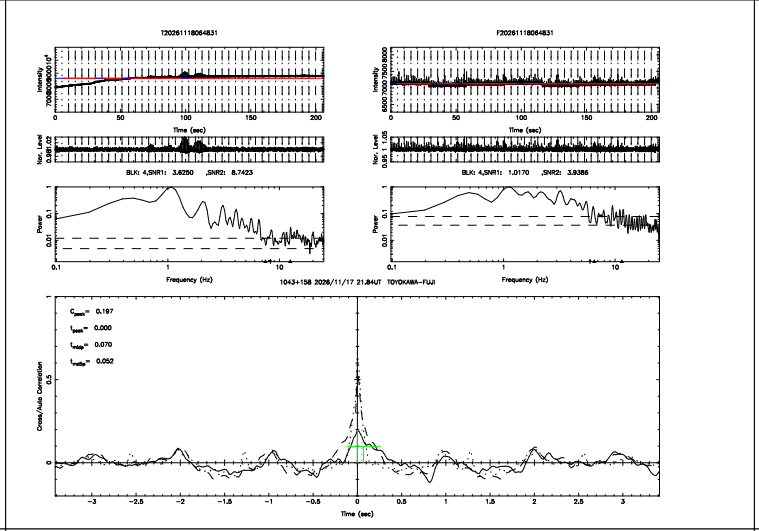
T20261118064831
F20261118064831
BLK: 4,SNR1: 3.6250 ,SNR2: 8.7423
BLK: 4,SNR1: 1.0170 ,SNR2: 3.9386
1043+158 2026/11/17 21.84UT TOYOKAWA-FUJI
C_{peak}= 0.197
t_{peak}= 0.000
t_{ridge}= 0.070
t_{width}= 0.052

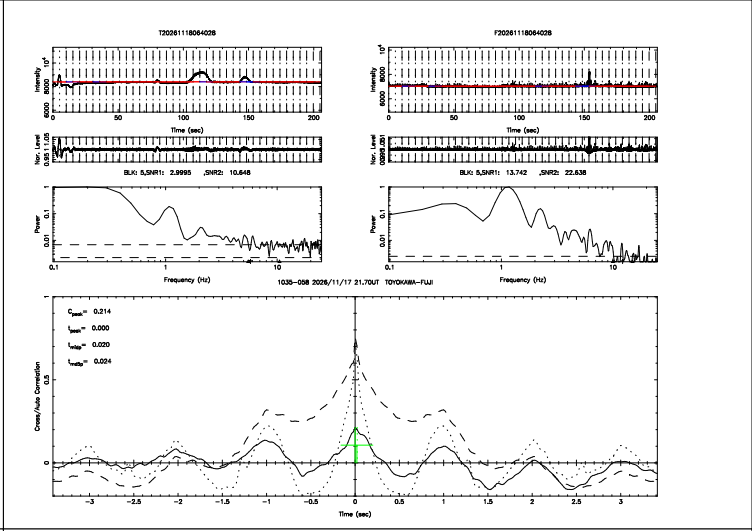
T20261118064028
F20261118064028
BLK: 5,SNR1: 2.9995 ,SNR2: 10.648
BLK: 5,SNR1: 13.742 ,SNR2: 22.638
1035-058 2026/11/17 21.70UT TOYOKAWA-FUJI
C_{peak}= 0.214
t_{peak}= 0.000
t_{ridge}= 0.020
t_{width}= 0.024

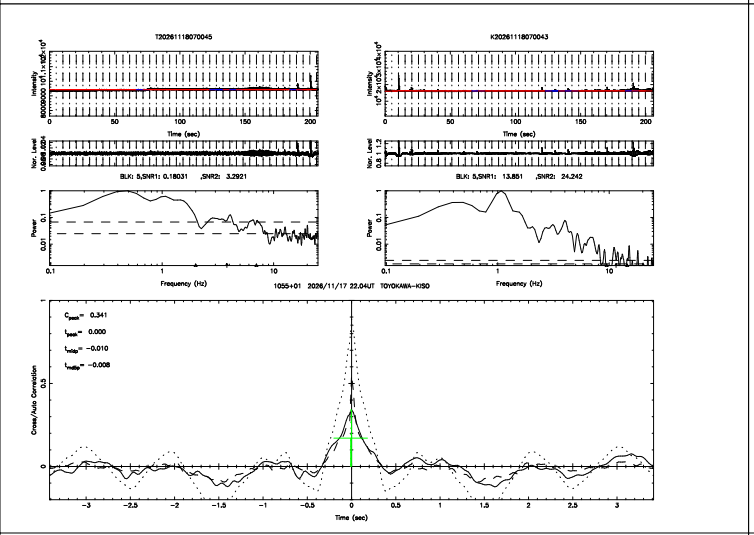
T20261118070045
K20261118070043
BLK: 8,SNR1: 0.18031 ,SNR2: 3.2921
BLK: 8,SNR1: 13.851 ,SNR2: 24.242
1055+01 2026/11/17 22.04UT TOYOKAWA-KISO
C_{peak}= 0.341
t_{peak}= 0.000
t_{ridge}= −0.010
t_{width}= −0.008

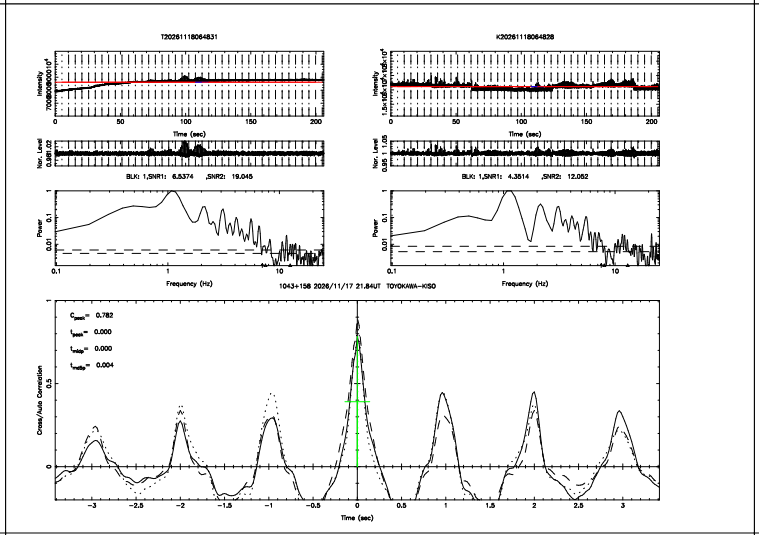
T20261118064831
K20261118064828
BLK: 1,SNR1: 6.5374 ,SNR2: 19.045
BLK: 1,SNR1: 4.3514 ,SNR2: 12.062
1043+158 2026/11/17 21.84UT TOYOKAWA-KISO
C_{peak}= 0.782
t_{peak}= 0.000
t_{ridge}= 0.000
t_{width}= 0.004

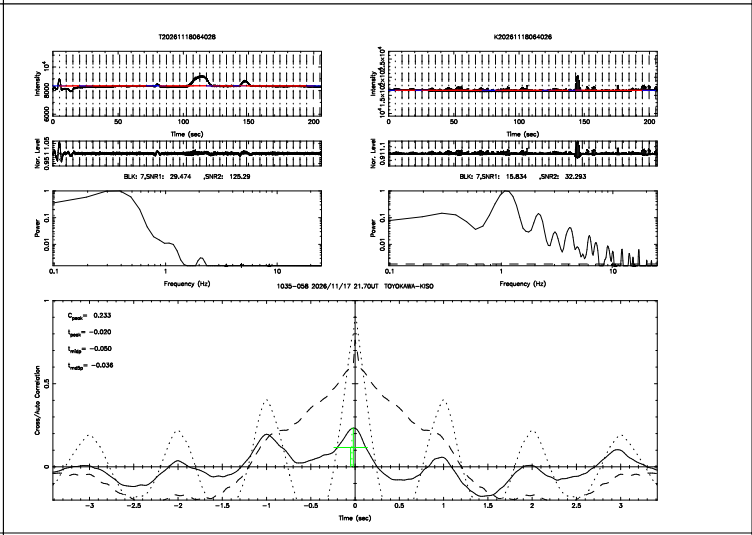
T20261118064028
K20261118064026
BLK: 7,SNR1: 29.474 ,SNR2: 125.29
BLK: 7,SNR1: 15.834 ,SNR2: 32.293
1035-058 2026/11/17 21.70UT TOYOKAWA-KISO
C_{peak}= 0.233
t_{peak}= −0.020
t_{ridge}= −0.050
t_{width}= −0.036

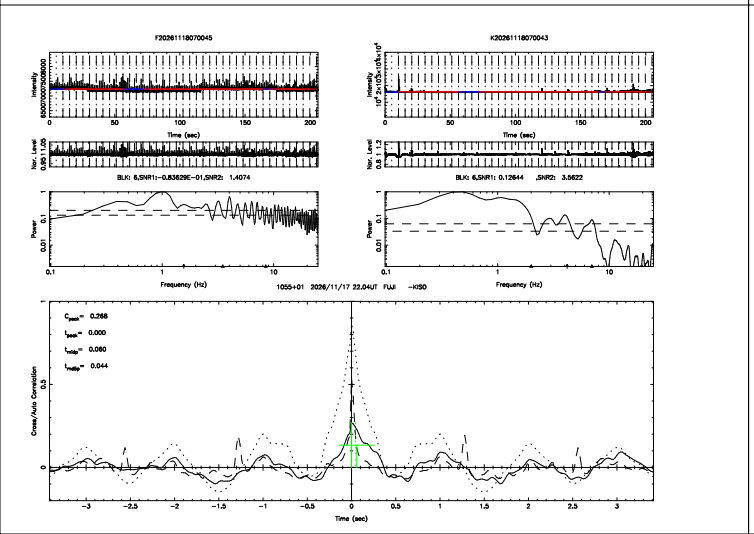
F20261118070045
K20261118070043
BLK: 6,SNR1:-0.83629E-01,SNR2: 1.4074
BLK: 6,SNR1: 0.12644 ,SNR2: 3.5622
1055+01 2026/11/17 22.04UT FUJI -KISO
C_{peak}= 0.268
t_{peak}= 0.000
t_{ridge}= 0.060
t_{width}= 0.044

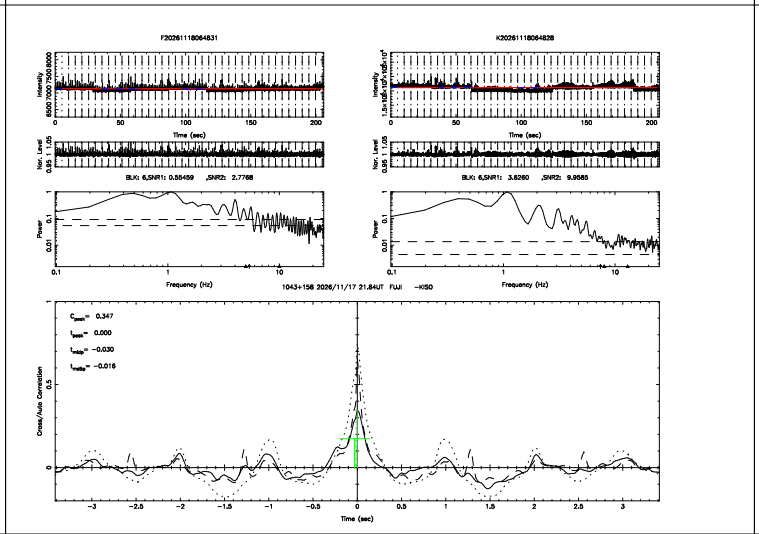
F20261118064831
K20261118064828
BLK: 6,SNR1: 0.53459 ,SNR2: 2.7768
BLK: 6,SNR1: 3.8260 ,SNR2: 9.9585
1043+158 2026/11/17 21.84UT FUJI -KISO
C_{peak}= 0.347
t_{peak}= 0.000
t_{ridge}= −0.030
t_{width}= −0.016

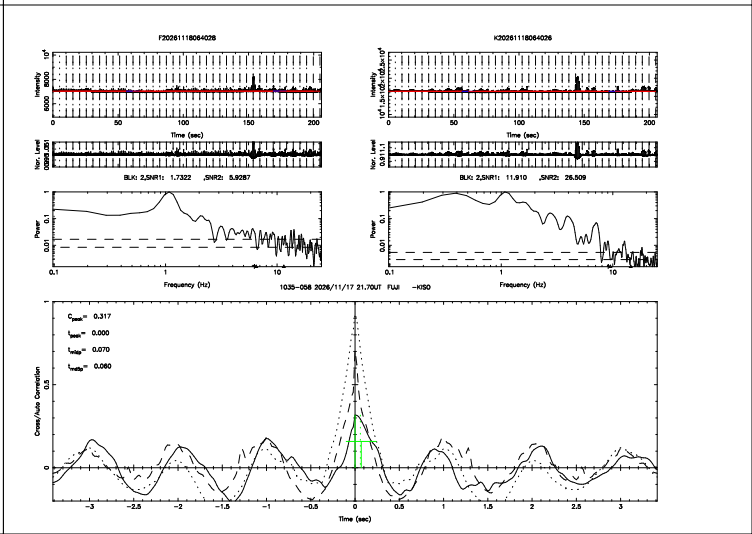
F20261118064028
K20261118064026
BLK: 2,SNR1: 1.7322 ,SNR2: 5.9257
BLK: 2,SNR1: 11.910 ,SNR2: 26.509
1035-058 2026/11/17 21.70UT FUJI -KISO
C_{peak}= 0.317
t_{peak}= 0.000
t_{ridge}= 0.070
t_{width}= 0.060

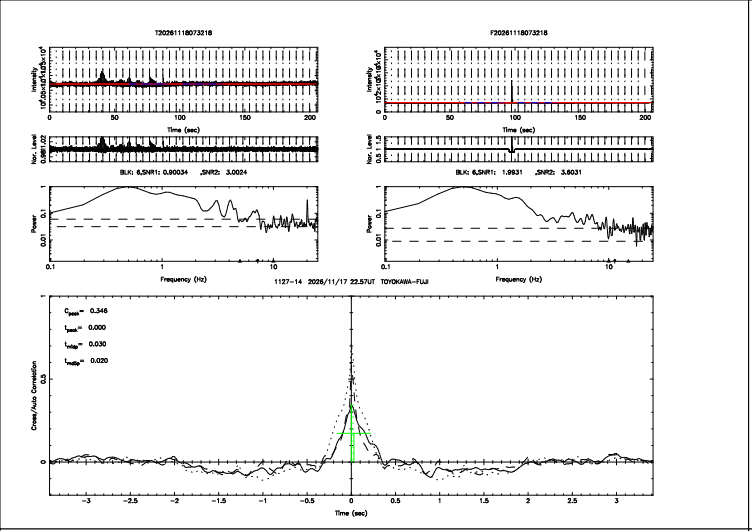
T20261118073218
F20261118073218
BLK: 6,SNR1: 0.90034 ,SNR2: 3.0024
BLK: 6,SNR1: 1.9931 ,SNR2: 3.6031
1127-14 2026/11/17 22.57UT TOYOKAWA-FUJI
C_{peak}= 0.346
t_{peak}= 0.000
t_{ntip}= 0.030
t_{mdip}= 0.020
Cross/Auto Correlation
Time (sec)

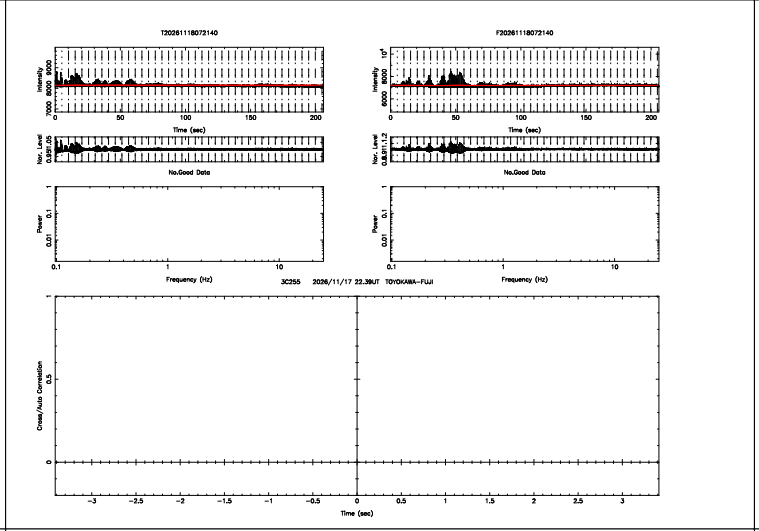
T20261118072140
F20261118072140
No.Good Data
No.Good Data
3C255 2026/11/17 22.39UT TOYOKAWA-FUJI
Cross/Auto Correlation
Time (sec)

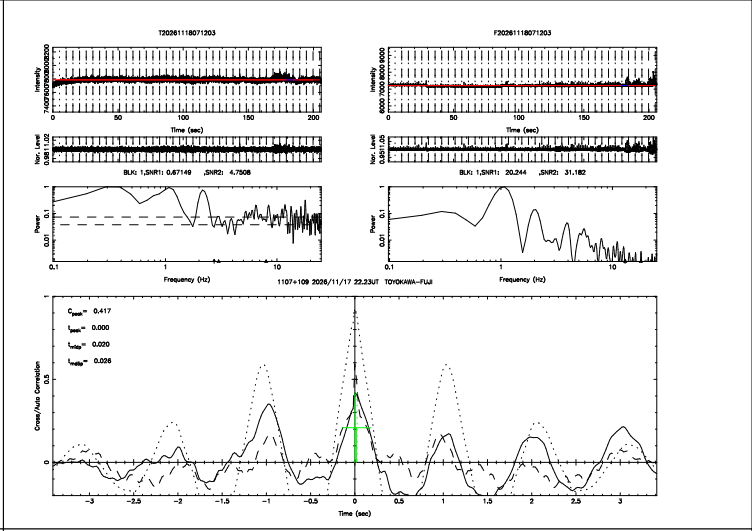
T20261118071203
F20261118071203
BLK: 1,SNR1: 0.67149 ,SNR2: 4.7508
BLK: 1,SNR1: 20.244 ,SNR2: 31.182
1107+109 2026/11/17 22.23UT TOYOKAWA-FUJI
C_{peak}= 0.417
t_{peak}= 0.000
t_{ntip}= 0.020
t_{mdip}= 0.026
Cross/Auto Correlation
Time (sec)

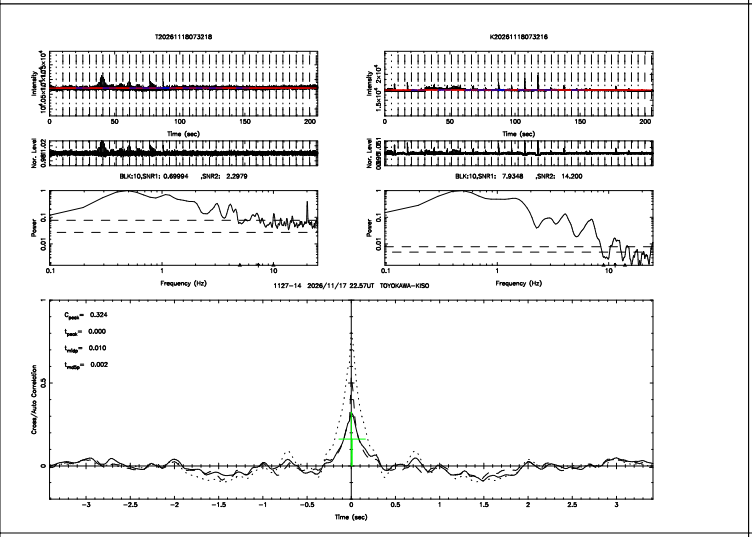
T20261118073218
K20261118073216
BLK10,SNR1: 0.69994 ,SNR2: 2.2979
BLK10,SNR1: 7.9348 ,SNR2: 14.200
1127-14 2026/11/17 22.57UT TOYOKAWA-KISO
C_{peak}= 0.324
t_{peak}= 0.000
t_{ntip}= 0.010
t_{mdip}= 0.002
Cross/Auto Correlation
Time (sec)

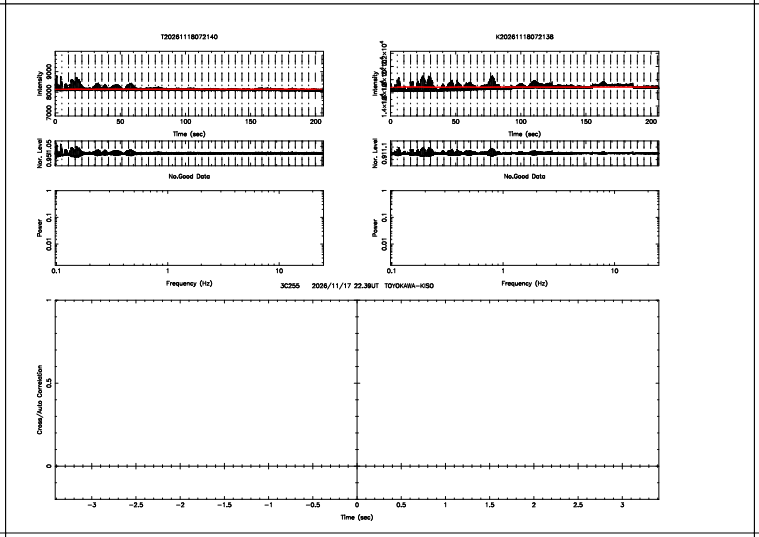
T20261118072140
K20261118072138
No.Good Data
No.Good Data
3C255 2026/11/17 22.39UT TOYOKAWA-KISO
Cross/Auto Correlation
Time (sec)

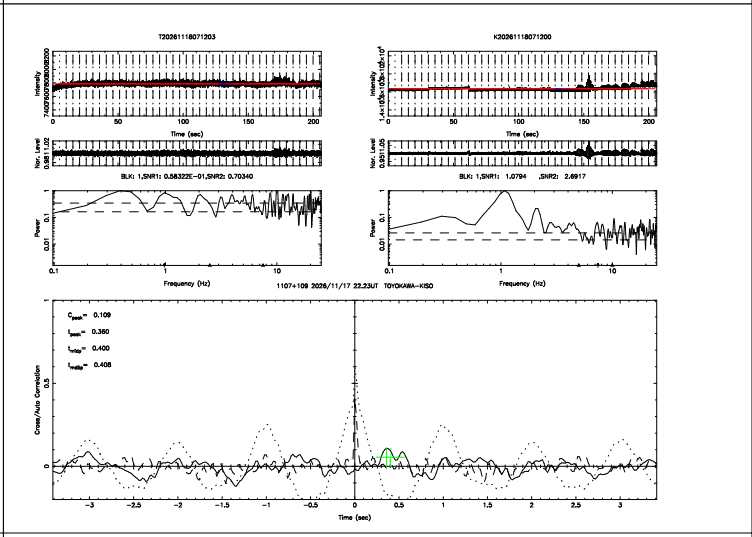
T20261118071203
K20261118071200
BLK: 1,SNR1: 0.58322E-01,SNR2: 0.70340
BLK: 1,SNR1: 1.0794 ,SNR2: 2.6917
1107+109 2026/11/17 22.23UT TOYOKAWA-KISO
C_{peak}= 0.109
t_{peak}= 0.360
t_{ntip}= 0.400
t_{mdip}= 0.408
Cross/Auto Correlation
Time (sec)

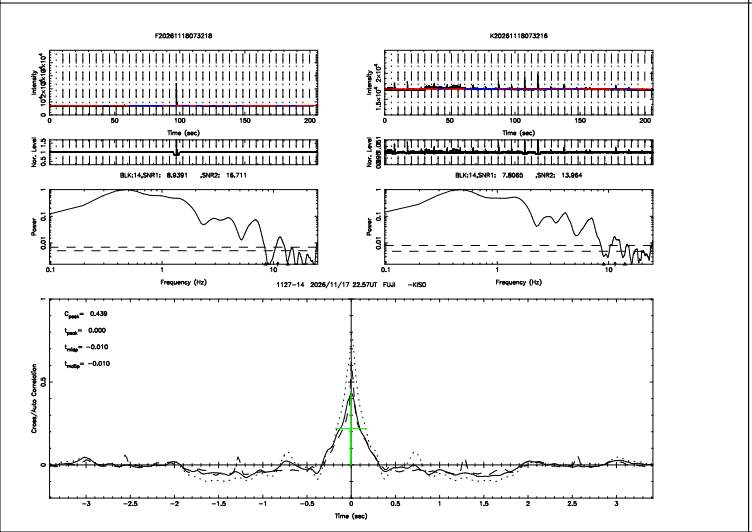
F20261118073218
K20261118073216
BLK14,SNR1: 8.9391 ,SNR2: 16.711
BLK14,SNR1: 7.8065 ,SNR2: 13.964
1127-14 2026/11/17 22.57UT FUJI -KISO
C_{peak}= 0.439
t_{peak}= 0.000
t_{ntip}= -0.010
t_{mdip}= -0.010
Cross/Auto Correlation
Time (sec)

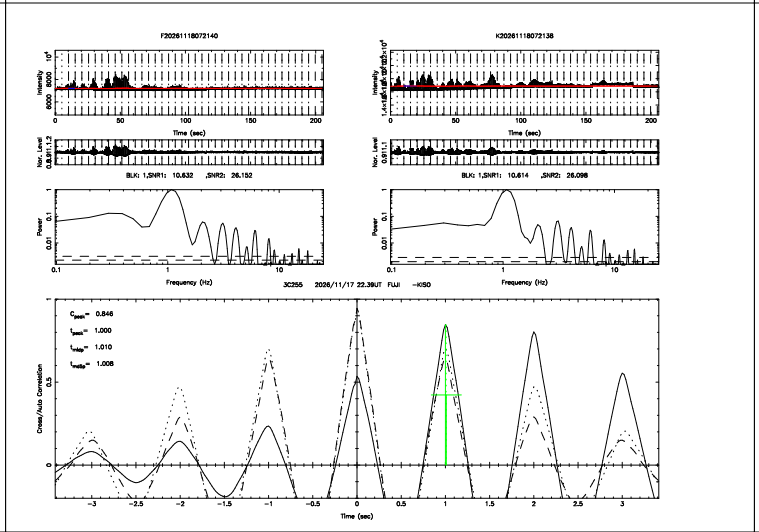
F20261118072140
K20261118072138
BLK: 1,SNR1: 10.632 ,SNR2: 26.152
BLK: 1,SNR1: 10.614 ,SNR2: 26.098
3C255 2026/11/17 22.39UT FUJI -KISO
C_{peak}= 0.846
t_{peak}= 1.000
t_{ntip}= 1.010
t_{mdip}= 1.008
Cross/Auto Correlation
Time (sec)

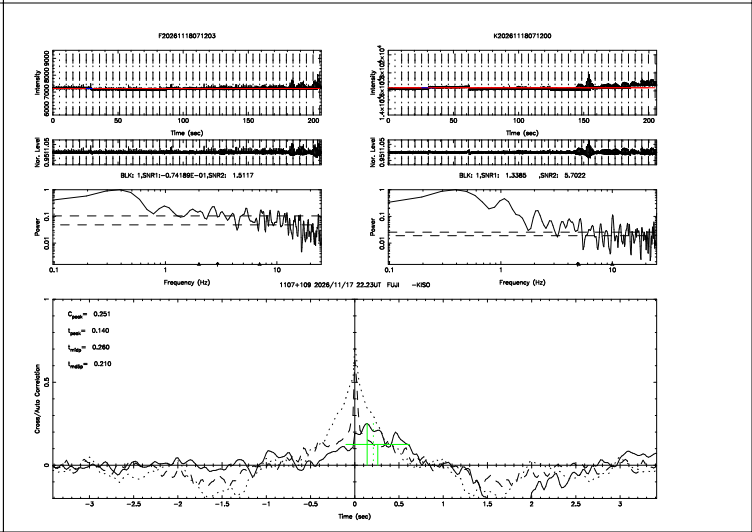
F20261118071203
K20261118071200
BLK: 1,SNR1: -0.74189E-01,SNR2: 1.5117
BLK: 1,SNR1: 1.3385 ,SNR2: 5.7022
1107+109 2026/11/17 22.23UT FUJI -KISO
C_{peak}= 0.251
t_{peak}= 0.140
t_{ntip}= 0.260
t_{mdip}= 0.210
Cross/Auto Correlation
Time (sec)

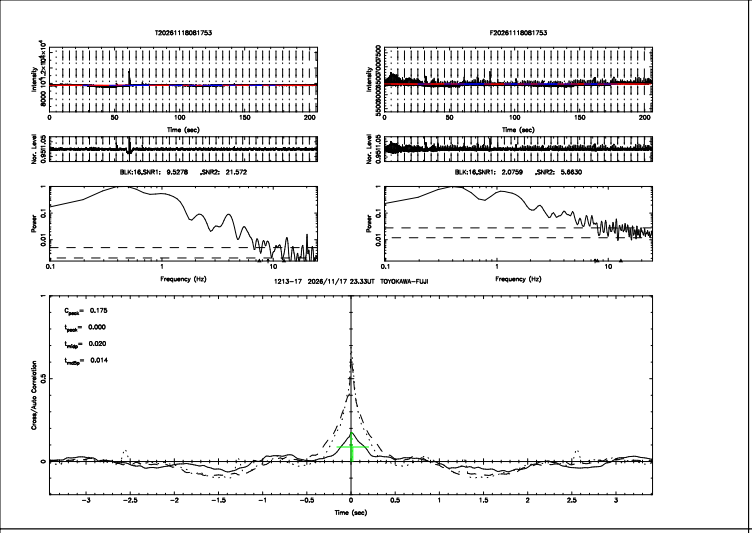
T20261118081753
F20261118081753
BLK:16,SNR1: 9.5278 ,SNR2: 21.572
BLK:16,SNR1: 2.0759 ,SNR2: 5.6630
1213-17 2026/11/17 23.33UT TOYOKAWA-FUJI
Cpeak= 0.175
tpeak= 0.000
twidp= 0.020
twidm= 0.014

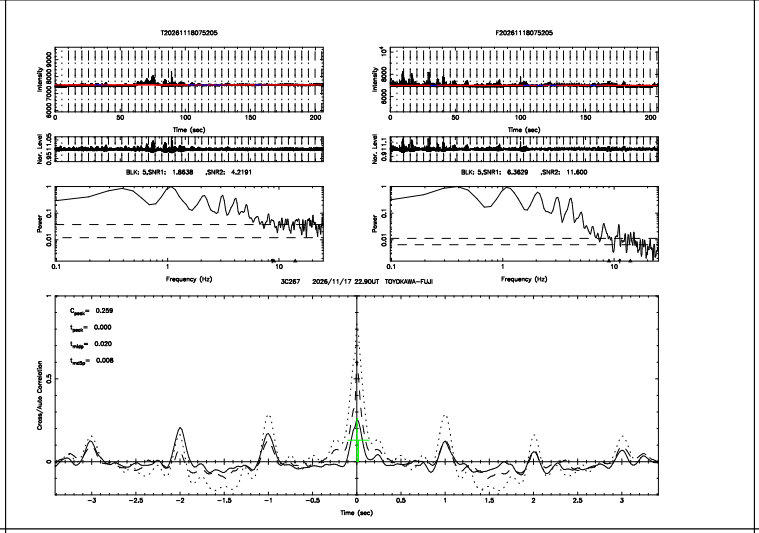
T20261118075205
F20261118075205
BLK: 5,SNR1: 1.8638 ,SNR2: 4.2191
BLK: 5,SNR1: 6.3629 ,SNR2: 11.600
3C267 2026/11/17 22.90UT TOYOKAWA-FUJI
Cpeak= 0.259
tpeak= 0.000
twidp= 0.020
twidm= 0.008

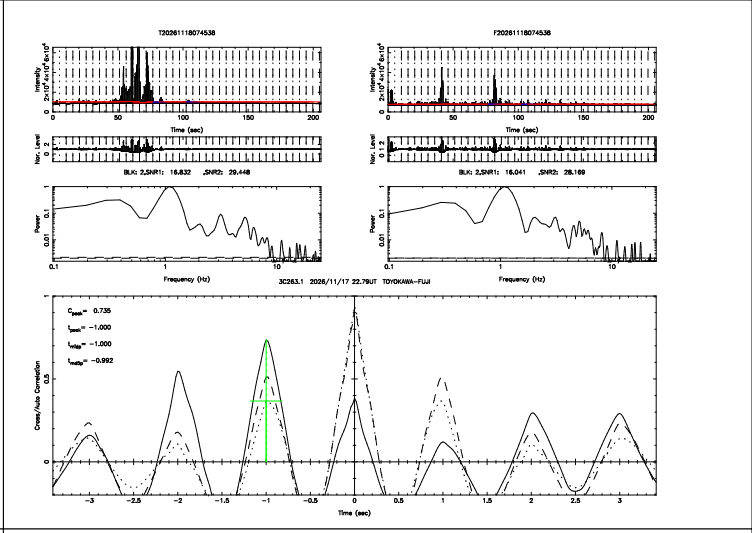
T20261118074538
F20261118074538
BLK: 2,SNR1: 16.832 ,SNR2: 29.448
BLK: 2,SNR1: 16.041 ,SNR2: 28.169
3C263.1 2026/11/17 22.79UT TOYOKAWA-FUJI
Cpeak= 0.735
tpeak= -1.000
twidp= -1.000
twidm= -0.992

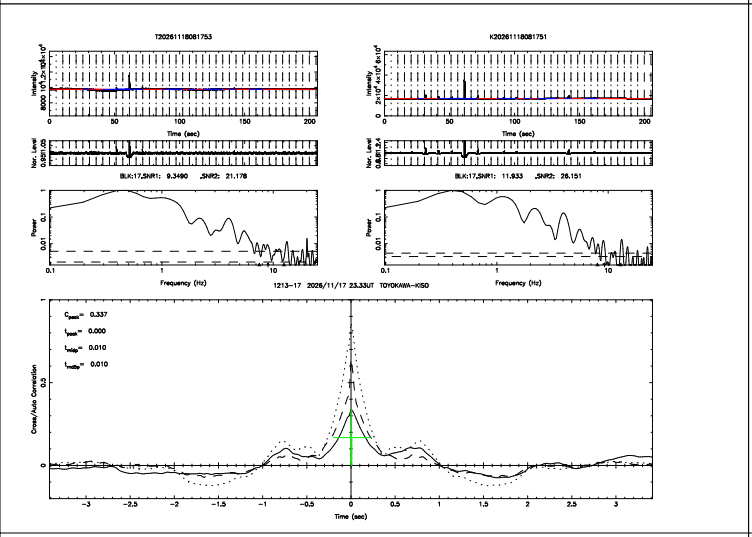
T20261118081753
K20261118081751
BLK:17,SNR1: 9.3490 ,SNR2: 21.178
BLK:17,SNR1: 11.833 ,SNR2: 26.151
1213-17 2026/11/17 23.33UT TOYOKAWA-KISO
Cpeak= 0.337
tpeak= 0.000
twidp= 0.010
twidm= 0.010

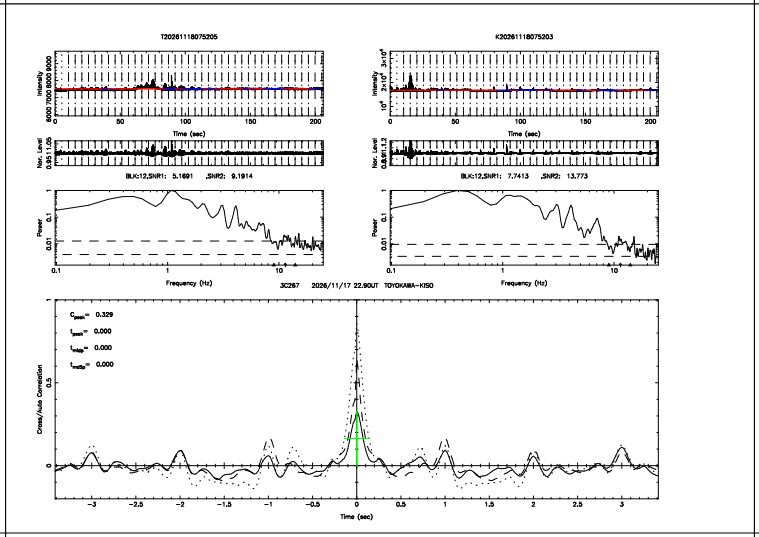
T20261118075205
K20261118075203
BLK:12,SNR1: 5.1691 ,SNR2: 9.1914
BLK:12,SNR1: 7.7413 ,SNR2: 13.773
3C267 2026/11/17 22.90UT TOYOKAWA-KISO
Cpeak= 0.329
tpeak= 0.000
twidp= 0.000
twidm= 0.000

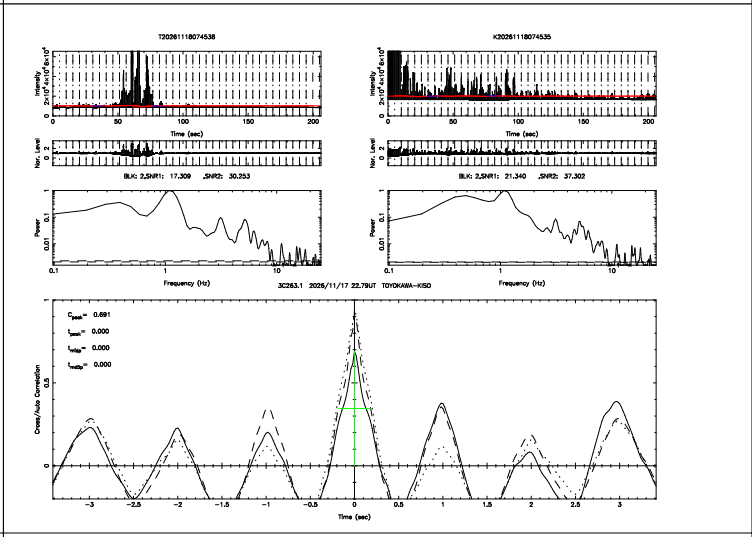
T20261118074538
K20261118074535
BLK: 2,SNR1: 17.309 ,SNR2: 30.253
BLK: 2,SNR1: 21.340 ,SNR2: 37.302
3C263.1 2026/11/17 22.79UT TOYOKAWA-KISO
Cpeak= 0.691
tpeak= 0.000
twidp= 0.000
twidm= 0.000

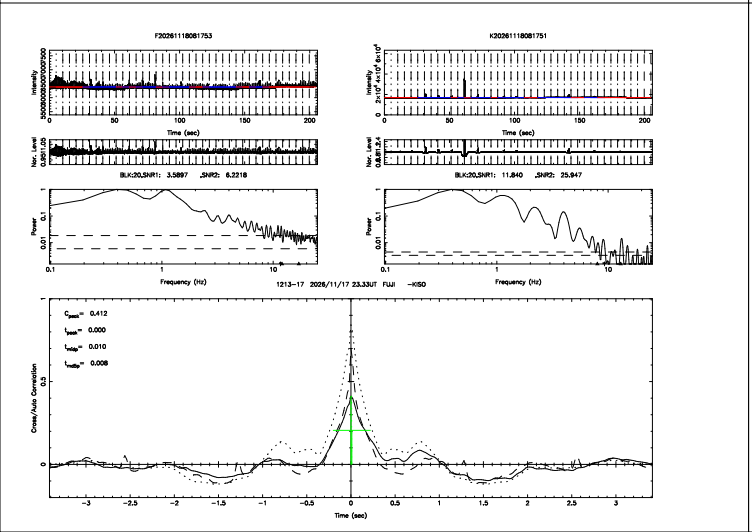
F20261118081753
K20261118081751
BLK:20,SNR1: 3.5897 ,SNR2: 6.2218
BLK:20,SNR1: 11.840 ,SNR2: 25.947
1213-17 2026/11/17 23.33UT FUJI -KISO
Cpeak= 0.412
tpeak= 0.000
twidp= 0.010
twidm= 0.008

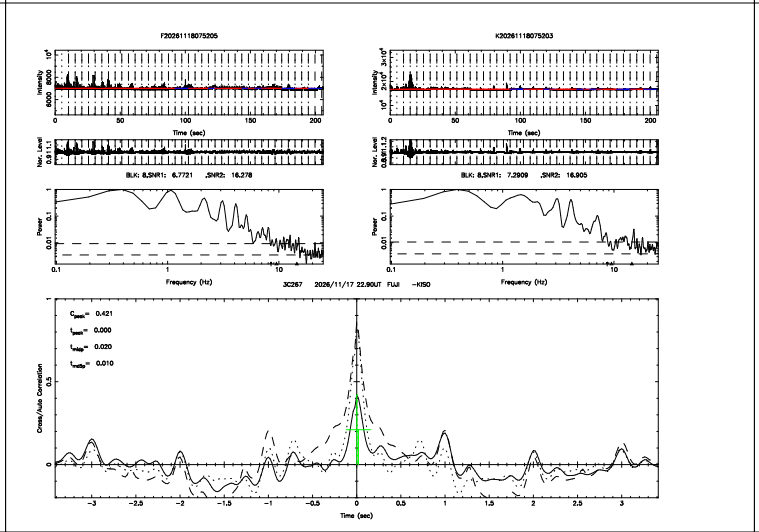
F20261118075205
K20261118075203
BLK: 8,SNR1: 6.7721 ,SNR2: 16.278
BLK: 8,SNR1: 7.2909 ,SNR2: 16.905
3C267 2026/11/17 22.90UT FUJI -KISO
Cpeak= 0.421
tpeak= 0.000
twidp= 0.020
twidm= 0.010

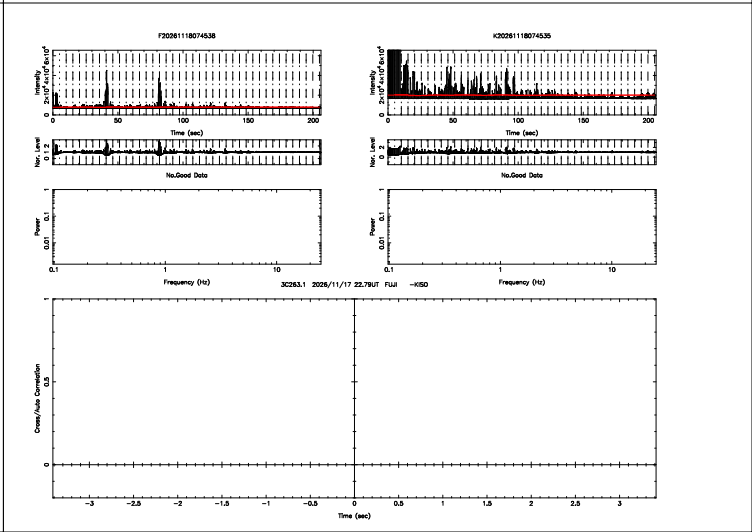
F20261118074538
K20261118074535
No.Good Data
No.Good Data
3C263.1 2026/11/17 22.79UT FUJI -KISO

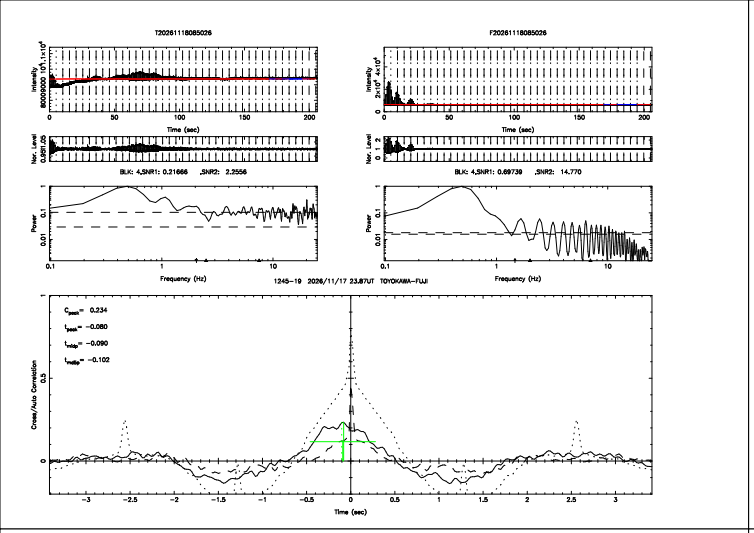
T20261118085026
F20261118085026
BLK: 4,SNR1: 0.21666 ,SNR2: 2.2556
BLK: 4,SNR1: 0.69739 ,SNR2: 14.770
1245-19 2026/11/17 23.87UT TOYOKAWA-FUJI
C_peak= 0.234
t_peak= −0.080
t_ntdp= −0.090
t_mdlp= −0.102

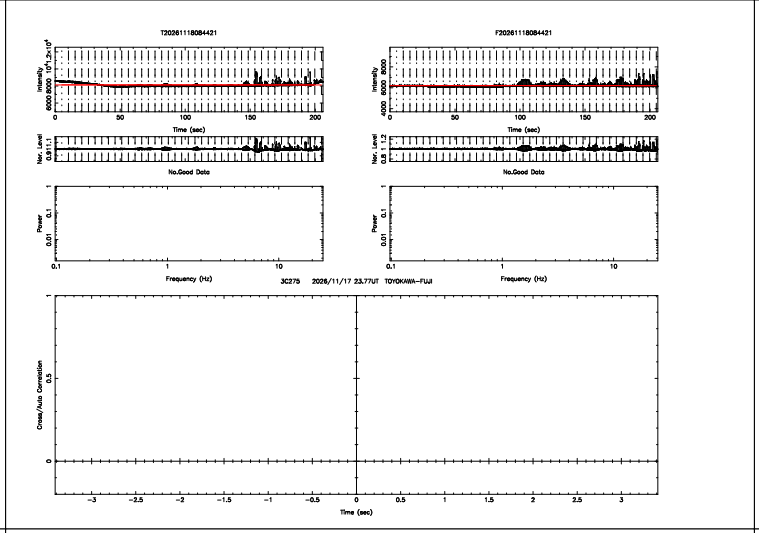
T20261118084421
F20261118084421
No.Good Data
No.Good Data
3C275 2026/11/17 23.77UT TOYOKAWA-FUJI

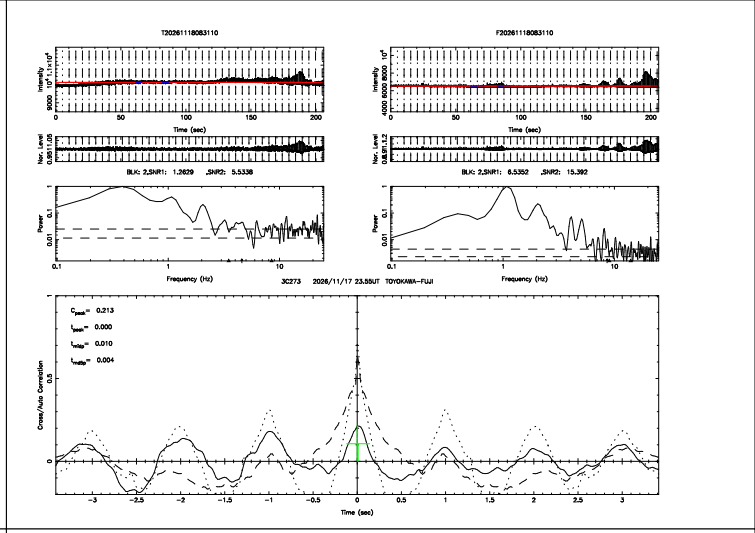
T20261118083110
F20261118083110
BLK: 2,SNR1: 1.2629 ,SNR2: 5.5338
BLK: 2,SNR1: 6.5352 ,SNR2: 15.392
3C273 2026/11/17 23.55UT TOYOKAWA-FUJI
C_peak= 0.213
t_peak= 0.000
t_ntdp= 0.010
t_mdlp= 0.004

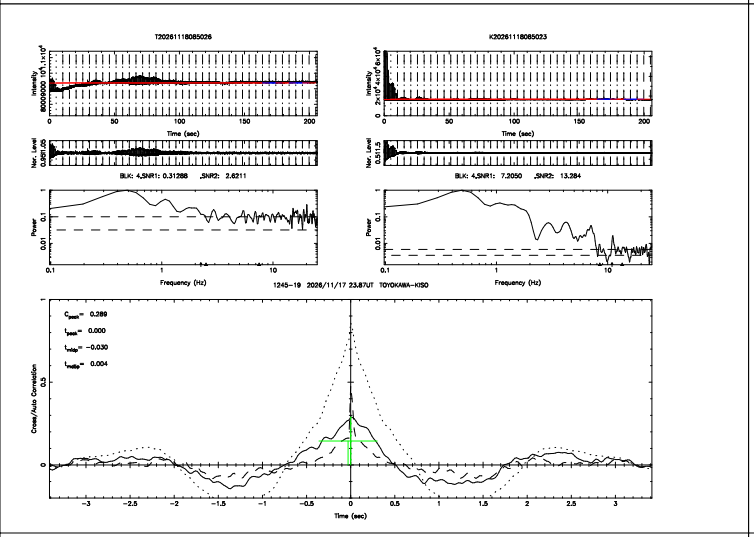
T20261118085026
K20261118085023
BLK: 4,SNR1: 0.31288 ,SNR2: 2.6211
BLK: 4,SNR1: 7.2050 ,SNR2: 13.384
1245-19 2026/11/17 23.87UT TOYOKAWA-KISO
C_peak= 0.289
t_peak= 0.000
t_ntdp= −0.030
t_mdlp= 0.004

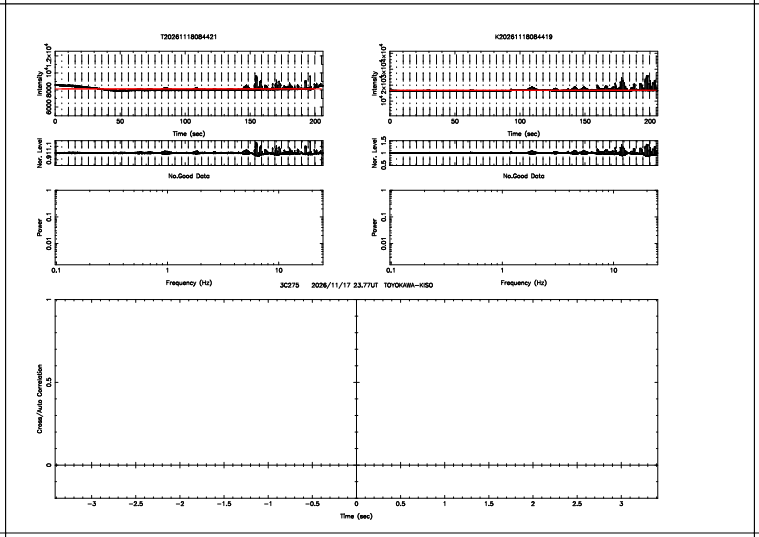
T20261118084421
K20261118084419
No.Good Data
No.Good Data
3C275 2026/11/17 23.77UT TOYOKAWA-KISO

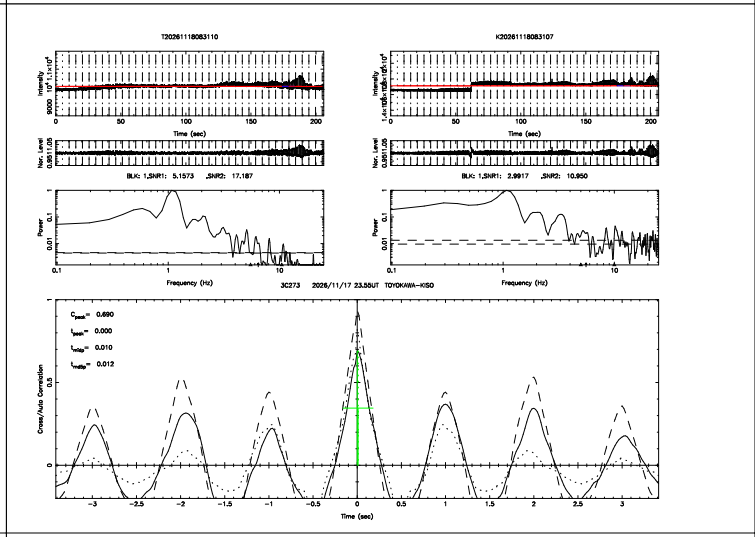
T20261118083110
K20261118083107
BLK: 1,SNR1: 5.1573 ,SNR2: 17.187
BLK: 1,SNR1: 2.9917 ,SNR2: 10.950
3C273 2026/11/17 23.55UT TOYOKAWA-KISO
C_peak= 0.690
t_peak= 0.000
t_ntdp= 0.010
t_mdlp= 0.012

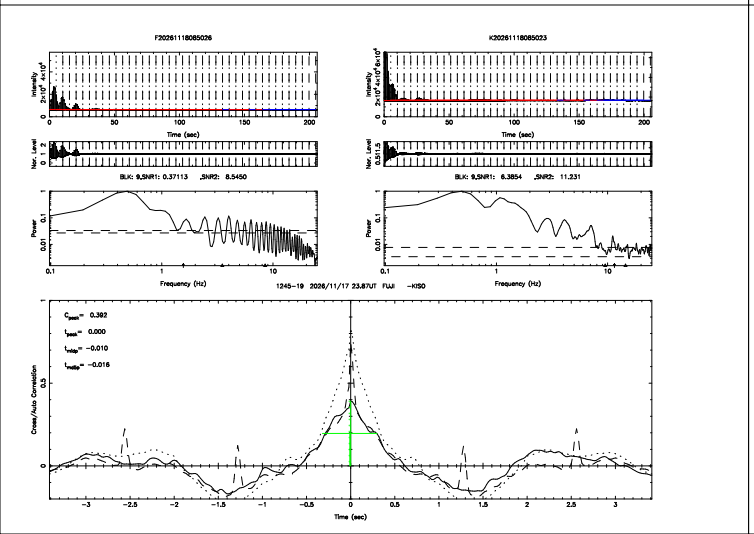
F20261118085026
K20261118085023
BLK: 9,SNR1: 0.37113 ,SNR2: 8.5450
BLK: 9,SNR1: 6.3854 ,SNR2: 11.231
1245-19 2026/11/17 23.87UT FUJI -KISO
C_peak= 0.392
t_peak= 0.000
t_ntdp= −0.010
t_mdlp= −0.016

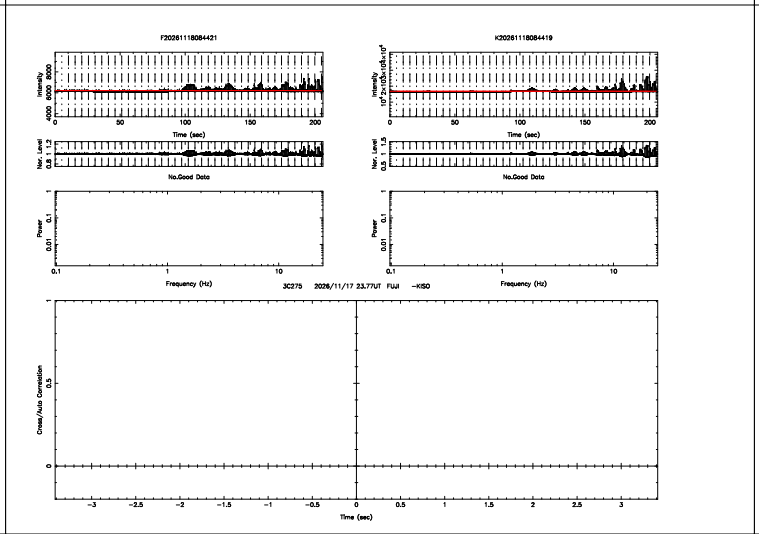
F20261118084421
K20261118084419
No.Good Data
No.Good Data
3C275 2026/11/17 23.77UT FUJI -KISO

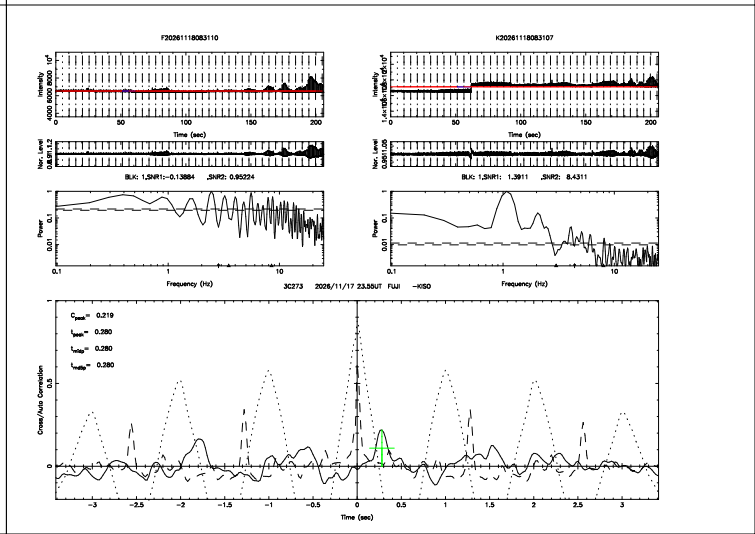
F20261118083110
K20261118083107
BLK: 1,SNR1: -0.13884 ,SNR2: 0.85224
BLK: 1,SNR1: 1.3911 ,SNR2: 8.4311
3C273 2026/11/17 23.55UT FUJI -KISO
C_peak= 0.219
t_peak= 0.280
t_ntdp= 0.280
t_mdlp= 0.280

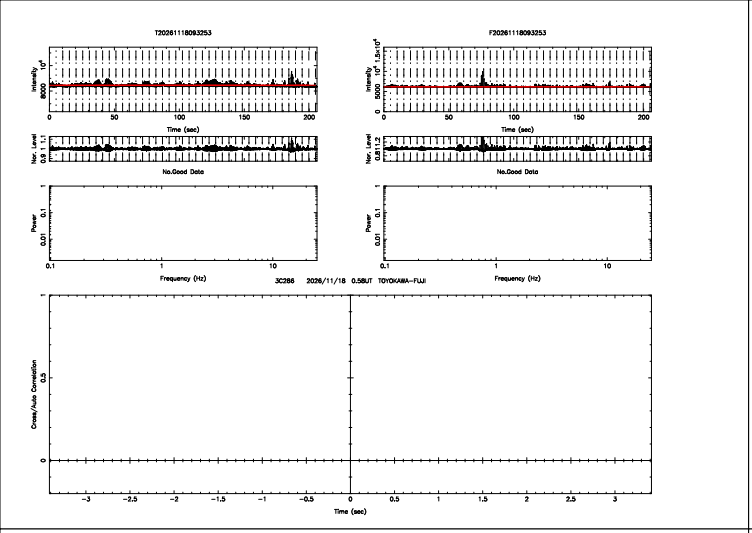
T20261118093253
F20261118093253
No.Good Data
No.Good Data
3C286 2026/11/18 0.58UT TOYOKAWA-FUJI
Time (sec)
Frequency (Hz)
Cross/Auto Correlation

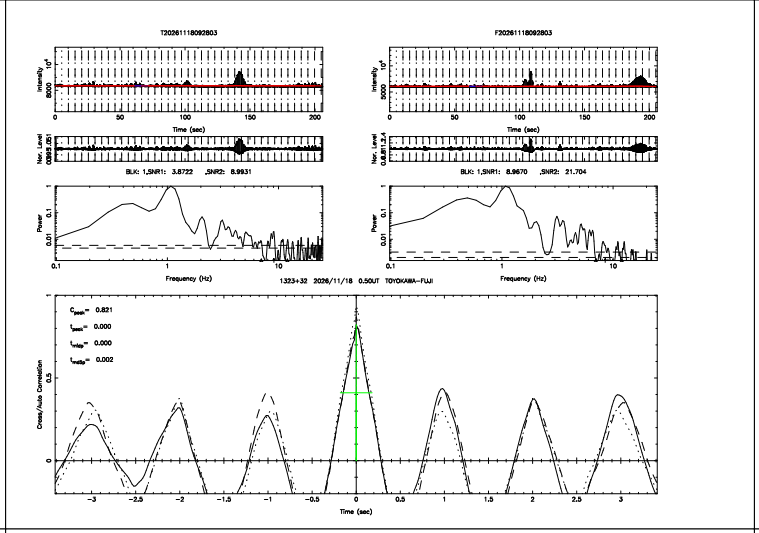
T20261118092803
F20261118092803
BLK: 1,SNR1: 3.8722 ,SNR2: 8.9931
BLK: 1,SNR1: 8.9670 ,SNR2: 21.704
1323+32 2026/11/18 0.50UT TOYOKAWA-FUJI
C_peak= 0.821
t_peak= 0.000
t_mtp= 0.000
t_mstp= 0.002
Time (sec)
Frequency (Hz)
Cross/Auto Correlation

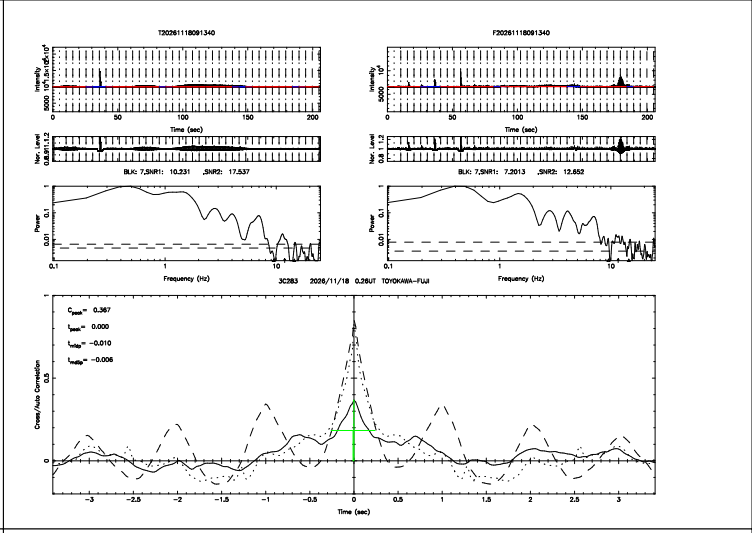
T20261118091340
F20261118091340
BLK: 7,SNR1: 10.231 ,SNR2: 17.537
BLK: 7,SNR1: 7.2013 ,SNR2: 12.652
3C283 2026/11/18 0.26UT TOYOKAWA-FUJI
C_peak= 0.367
t_peak= 0.000
t_mtp= -0.010
t_mstp= -0.006
Time (sec)
Frequency (Hz)
Cross/Auto Correlation

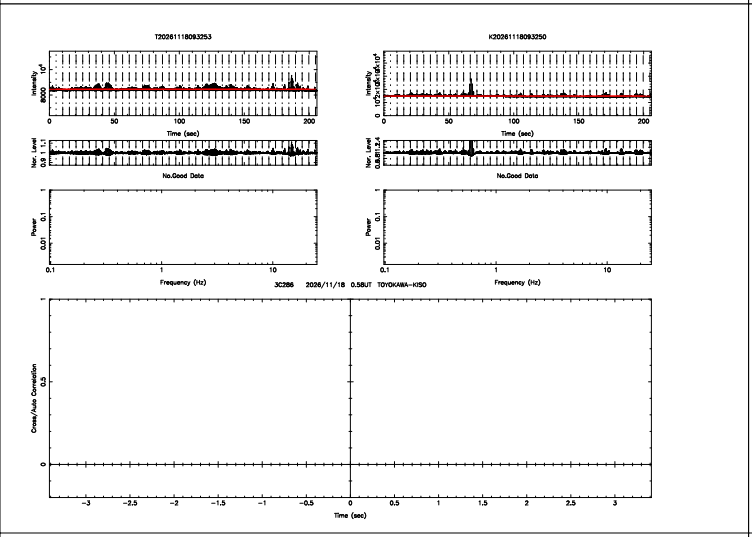
T20261118093253
K20261118093250
No.Good Data
No.Good Data
3C286 2026/11/18 0.58UT TOYOKAWA-KISO
Time (sec)
Frequency (Hz)
Cross/Auto Correlation

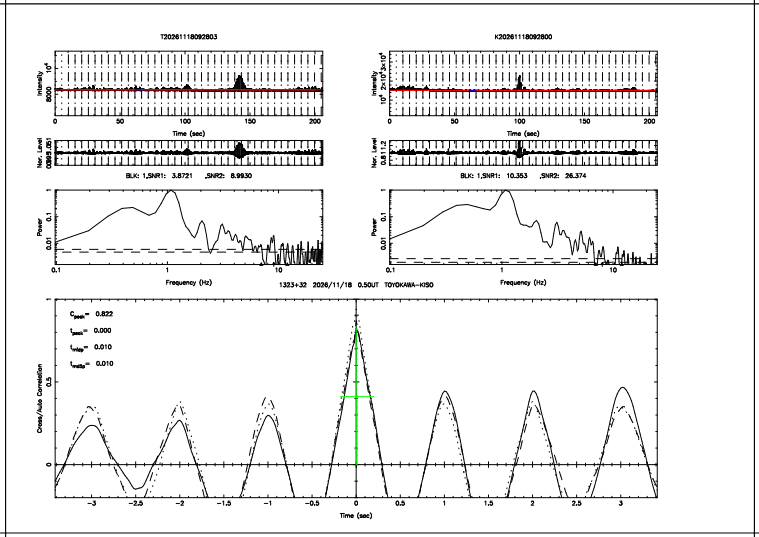
T20261118092803
K20261118092800
BLK: 1,SNR1: 3.8721 ,SNR2: 8.9930
BLK: 1,SNR1: 10.353 ,SNR2: 26.374
1323+32 2026/11/18 0.50UT TOYOKAWA-KISO
C_peak= 0.822
t_peak= 0.000
t_mtp= 0.010
t_mstp= 0.010
Time (sec)
Frequency (Hz)
Cross/Auto Correlation

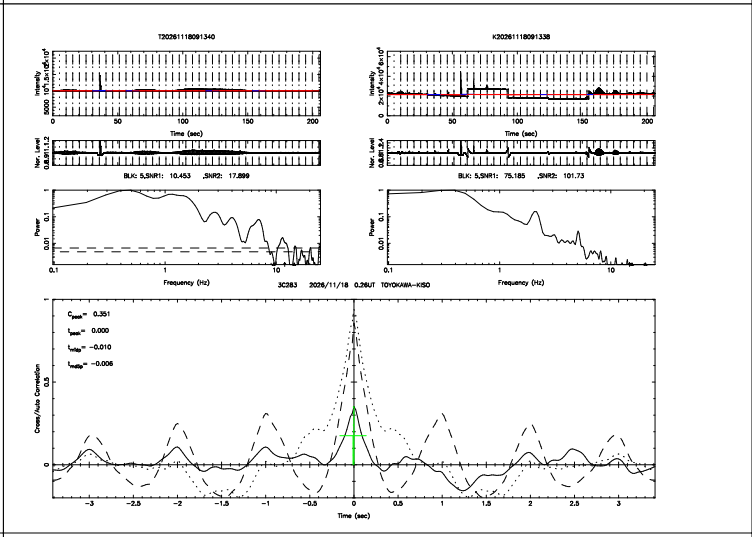
T20261118091340
K20261118091338
BLK: 5,SNR1: 10.453 ,SNR2: 17.899
BLK: 5,SNR1: 75.185 ,SNR2: 101.73
3C283 2026/11/18 0.26UT TOYOKAWA-KISO
C_peak= 0.351
t_peak= 0.000
t_mtp= -0.010
t_mstp= -0.006
Time (sec)
Frequency (Hz)
Cross/Auto Correlation

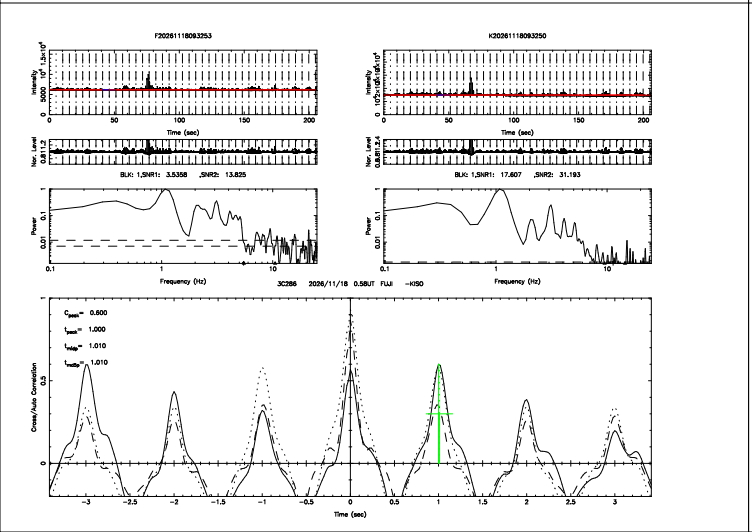
F20261118093253
K20261118093250
BLK: 1,SNR1: 3.5358 ,SNR2: 13.825
BLK: 1,SNR1: 17.607 ,SNR2: 31.193
3C286 2026/11/18 0.58UT FUJI -KISO
C_peak= 0.600
t_peak= 1.000
t_mtp= 1.010
t_mstp= 1.010
Time (sec)
Frequency (Hz)
Cross/Auto Correlation

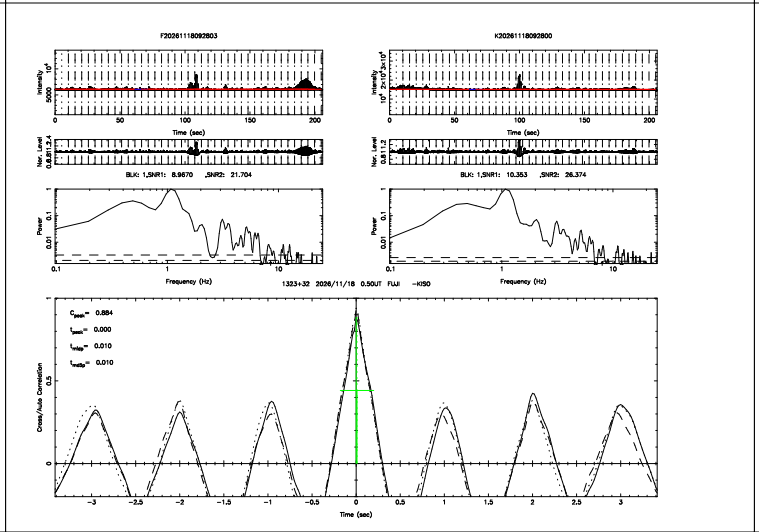
F20261118092803
K20261118092800
BLK: 1,SNR1: 8.9670 ,SNR2: 21.704
BLK: 1,SNR1: 10.353 ,SNR2: 26.374
1323+32 2026/11/18 0.50UT FUJI -KISO
C_peak= 0.884
t_peak= 0.000
t_mtp= 0.010
t_mstp= 0.010
Time (sec)
Frequency (Hz)
Cross/Auto Correlation

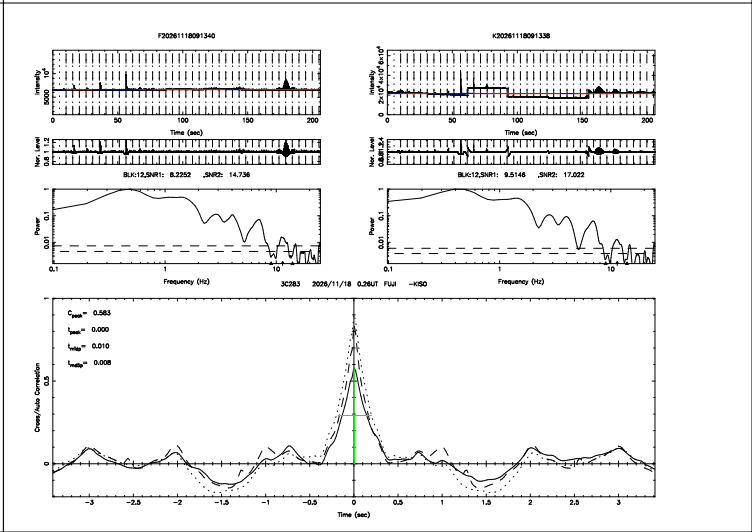
F20261118091340
K20261118091338
BLK:12,SNR1: 8.2252 ,SNR2: 14.736
BLK:12,SNR1: 9.5146 ,SNR2: 17.022
3C283 2026/11/18 0.26UT FUJI -KISO
C_peak= 0.583
t_peak= 0.000
t_mtp= 0.010
t_mstp= 0.008
Time (sec)
Frequency (Hz)
Cross/Auto Correlation

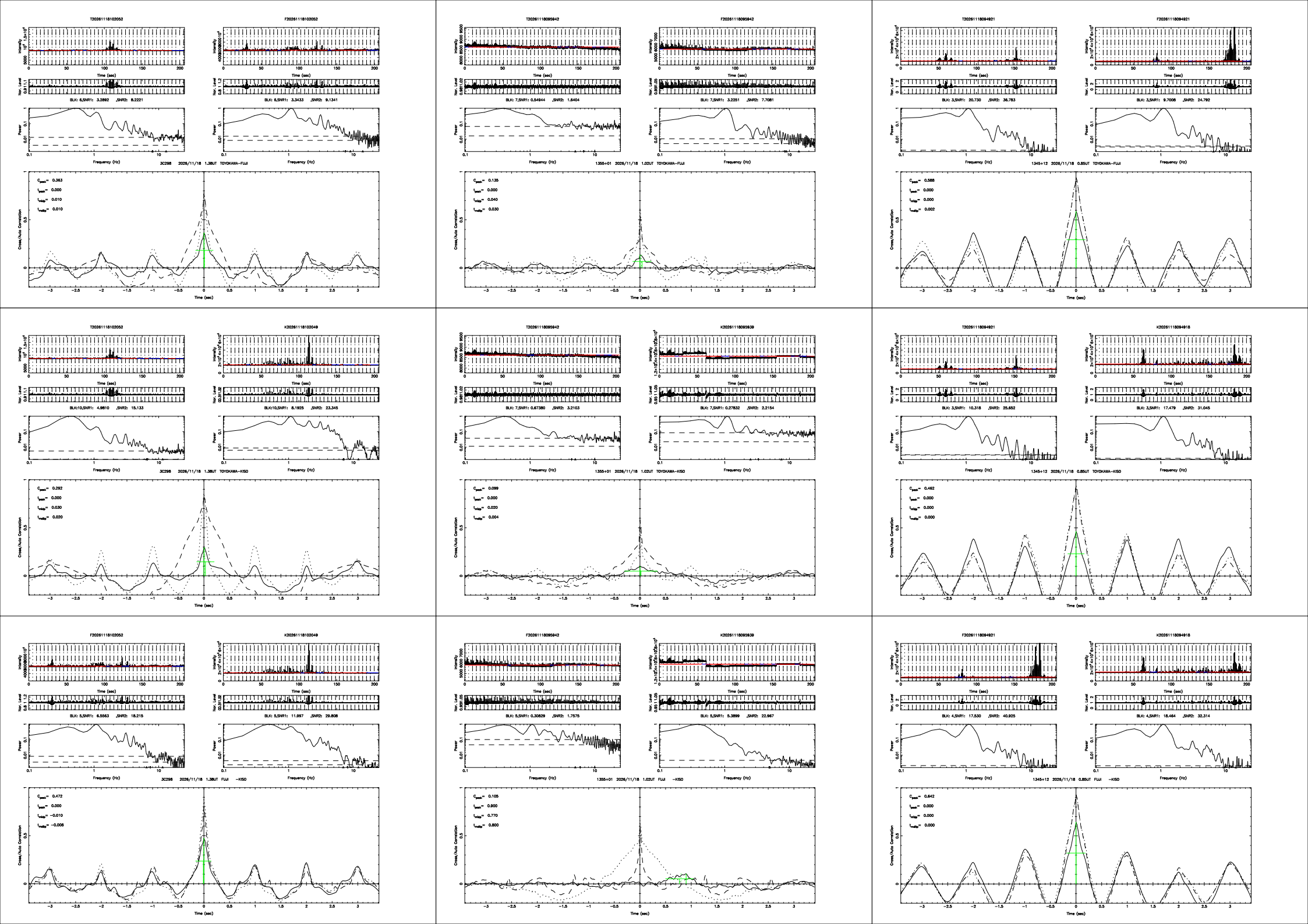
T20261118102052
F20261118102052
BLK: 6,SNR1: 3.2892 ,SNR2: 8.2221
BLK: 6,SNR1: 3.3433 ,SNR2: 9.1341
3C298 2026/11/18 1.38UT TOYOKAWA-FUJI
C_peak= 0.363
t_peak= 0.000
t_edge= 0.010
t_edge= 0.010
T20261118095942
F20261118095942
BLK: 7,SNR1: 0.54944 ,SNR2: 1.6404
BLK: 7,SNR1: 3.2251 ,SNR2: 7.7081
1355+01 2026/11/18 1.02UT TOYOKAWA-FUJI
C_peak= 0.135
t_peak= 0.000
t_edge= 0.040
t_edge= 0.030
T20261118094921
F20261118094921
BLK: 3,SNR1: 20.730 ,SNR2: 36.783
BLK: 3,SNR1: 9.7008 ,SNR2: 24.792
1345+12 2026/11/18 0.85UT TOYOKAWA-FUJI
C_peak= 0.588
t_peak= 0.000
t_edge= 0.000
t_edge= 0.002
T20261118102052
K20261118103049
BLK10,SNR1: 4.9810 ,SNR2: 15.133
BLK10,SNR1: 8.1925 ,SNR2: 23.345
3C298 2026/11/18 1.38UT TOYOKAWA-KISO
C_peak= 0.292
t_peak= 0.000
t_edge= 0.030
t_edge= 0.020
T20261118095942
K20261118095939
BLK: 7,SNR1: 0.67380 ,SNR2: 3.2103
BLK: 7,SNR1: 0.27832 ,SNR2: 2.2154
1355+01 2026/11/18 1.02UT TOYOKAWA-KISO
C_peak= 0.099
t_peak= 0.000
t_edge= 0.020
t_edge= 0.004
T20261118094921
K20261118094918
BLK: 3,SNR1: 10.318 ,SNR2: 25.652
BLK: 3,SNR1: 17.479 ,SNR2: 31.045
1345+12 2026/11/18 0.85UT TOYOKAWA-KISO
C_peak= 0.462
t_peak= 0.000
t_edge= 0.000
t_edge= 0.000
F20261118102052
K20261118103049
BLK: 5,SNR1: 6.5563 ,SNR2: 18.215
BLK: 5,SNR1: 11.997 ,SNR2: 29.808
3C298 2026/11/18 1.38UT FUJI -KISO
C_peak= 0.472
t_peak= 0.000
t_edge= -0.010
t_edge= -0.008
F20261118095942
K20261118095939
BLK: 5,SNR1: 0.30829 ,SNR2: 1.7575
BLK: 5,SNR1: 5.3899 ,SNR2: 22.967
1355+01 2026/11/18 1.02UT FUJI -KISO
C_peak= 0.105
t_peak= 0.900
t_edge= 0.770
t_edge= 0.800
F20261118094921
K20261118094918
BLK: 4,SNR1: 17.530 ,SNR2: 40.925
BLK: 4,SNR1: 18.464 ,SNR2: 32.314
1345+12 2026/11/18 0.85UT FUJI -KISO
C_peak= 0.642
t_peak= 0.000
t_edge= 0.000
t_edge= 0.000
Intensity
Time (sec)
Nor. Level
Power
Frequency (Hz)
Cross/Auto Correlation

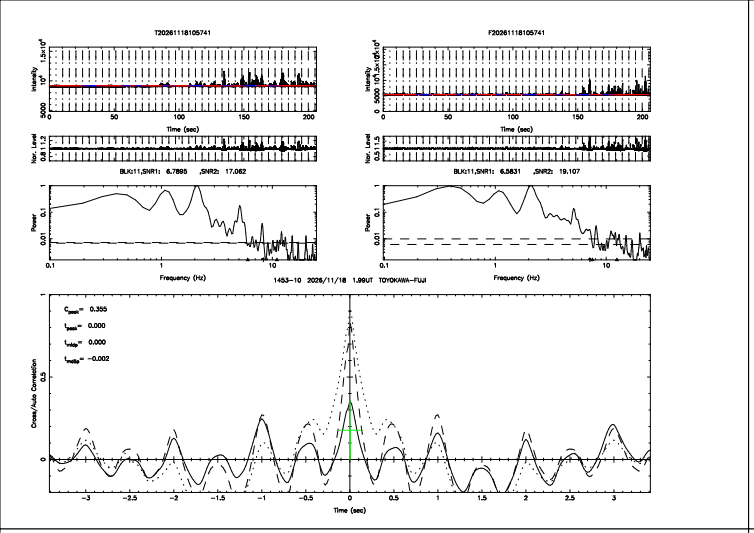
T20261118105741
F20261118105741
BLK11,SNR1: 6.7895 ,SNR2: 17.062
BLK11,SNR1: 6.5831 ,SNR2: 19.107
1453-10 2026/11/18 1.99UT TOYOKAWA-FUJI
C_peak= 0.355
t_peak= 0.000
t_ridge= 0.000
t_trailg= −0.002
Time (sec)
Frequency (Hz)
Cross/Auto Correlation

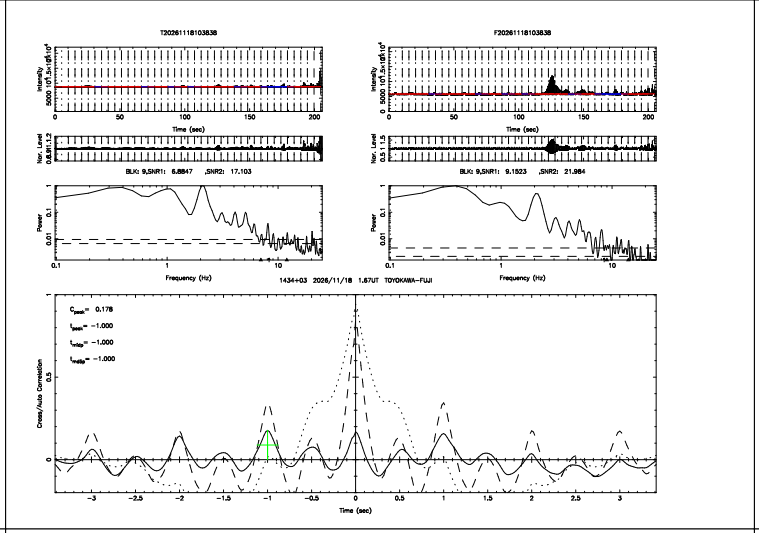
T20261118103838
F20261118103838
BLK9,SNR1: 6.8847 ,SNR2: 17.103
BLK9,SNR1: 9.1523 ,SNR2: 21.984
1434+03 2026/11/18 1.67UT TOYOKAWA-FUJI
C_peak= 0.176
t_peak= −1.000
t_ridge= −1.000
t_trailg= −1.000
Time (sec)
Frequency (Hz)
Cross/Auto Correlation

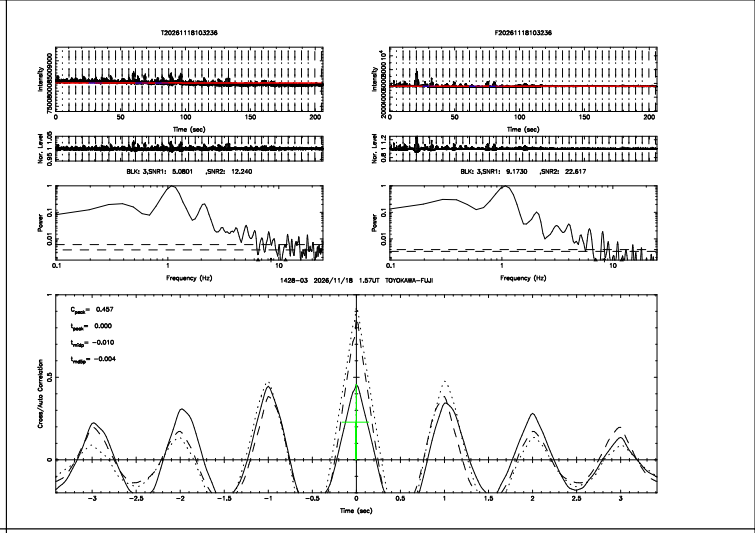
T20261118103236
F20261118103236
BLK3,SNR1: 5.0801 ,SNR2: 12.240
BLK3,SNR1: 9.1730 ,SNR2: 22.617
1428-03 2026/11/18 1.57UT TOYOKAWA-FUJI
C_peak= 0.457
t_peak= 0.000
t_ridge= −0.010
t_trailg= −0.004
Time (sec)
Frequency (Hz)
Cross/Auto Correlation

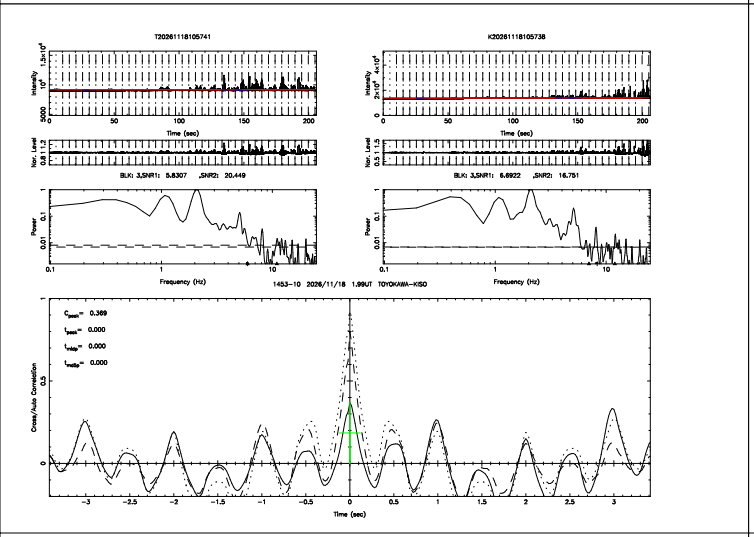
T20261118105741
K20261118105738
BLK3,SNR1: 5.8307 ,SNR2: 20.449
BLK3,SNR1: 6.6922 ,SNR2: 16.751
1453-10 2026/11/18 1.99UT TOYOKAWA-KISO
C_peak= 0.369
t_peak= 0.000
t_ridge= 0.000
t_trailg= 0.000
Time (sec)
Frequency (Hz)
Cross/Auto Correlation

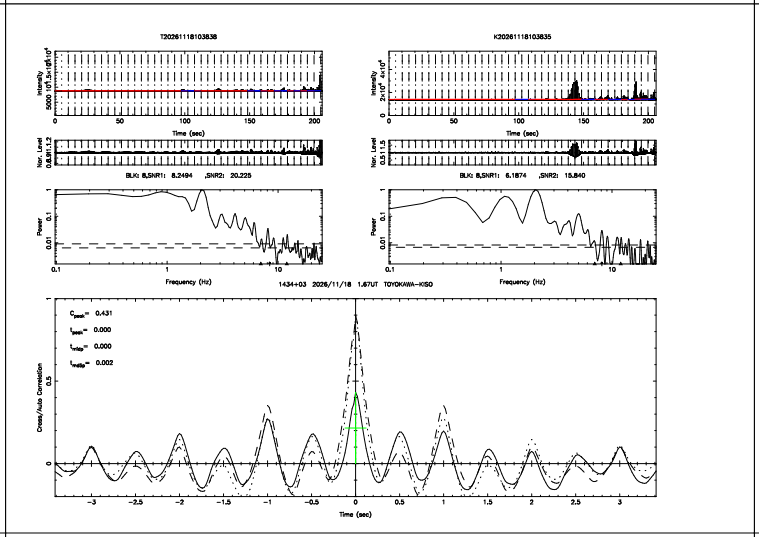
T20261118103838
K20261118103835
BLK8,SNR1: 8.2494 ,SNR2: 20.225
BLK8,SNR1: 6.1874 ,SNR2: 15.840
1434+03 2026/11/18 1.67UT TOYOKAWA-KISO
C_peak= 0.431
t_peak= 0.000
t_ridge= 0.000
t_trailg= 0.002
Time (sec)
Frequency (Hz)
Cross/Auto Correlation

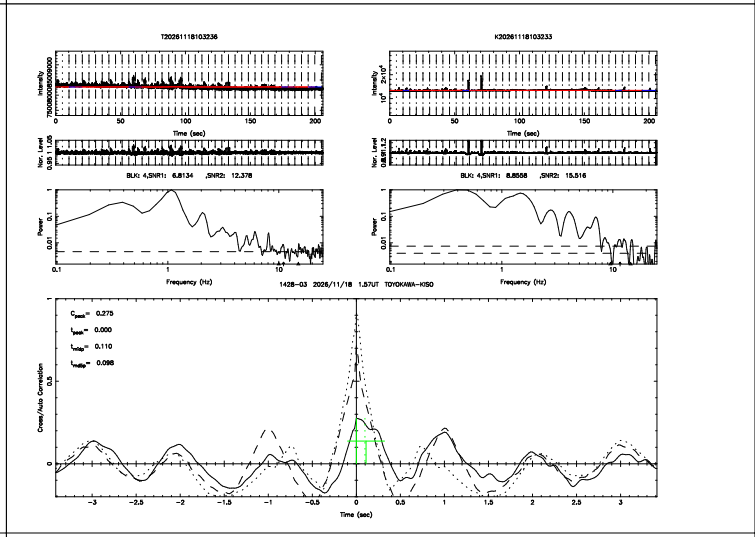
T20261118103236
K20261118103233
BLK4,SNR1: 6.8134 ,SNR2: 12.378
BLK4,SNR1: 8.8608 ,SNR2: 15.516
1428-03 2026/11/18 1.57UT TOYOKAWA-KISO
C_peak= 0.275
t_peak= 0.000
t_ridge= 0.110
t_trailg= 0.098
Time (sec)
Frequency (Hz)
Cross/Auto Correlation

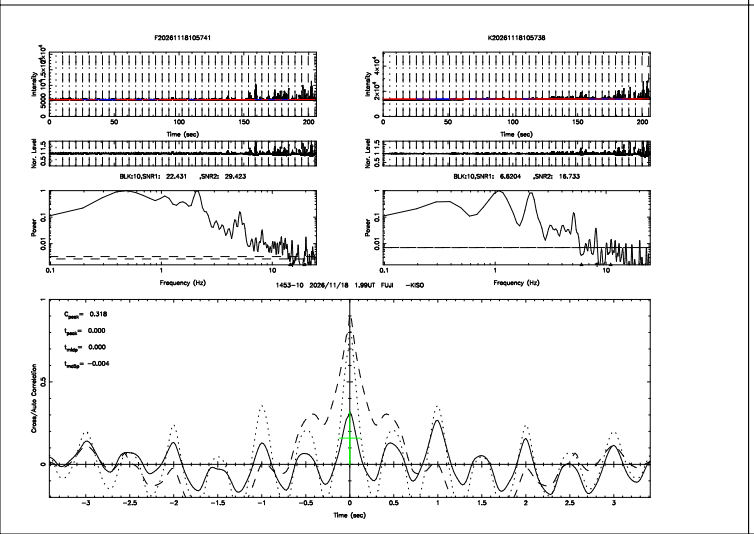
F20261118105741
K20261118105738
BLK10,SNR1: 22.431 ,SNR2: 29.423
BLK10,SNR1: 6.6204 ,SNR2: 16.733
1453-10 2026/11/18 1.99UT FUJI -KISO
C_peak= 0.318
t_peak= 0.000
t_ridge= 0.000
t_trailg= −0.004
Time (sec)
Frequency (Hz)
Cross/Auto Correlation

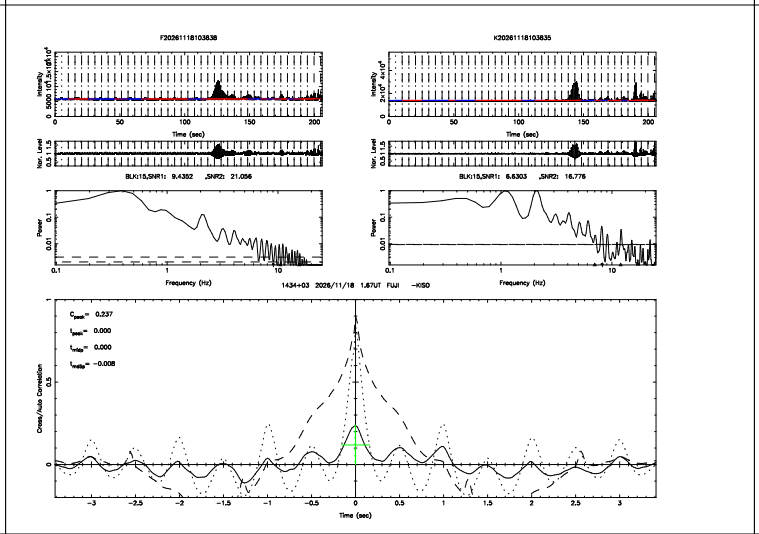
F20261118103838
K20261118103835
BLK15,SNR1: 9.4352 ,SNR2: 21.056
BLK15,SNR1: 6.6303 ,SNR2: 16.775
1434+03 2026/11/18 1.67UT FUJI -KISO
C_peak= 0.237
t_peak= 0.000
t_ridge= 0.000
t_trailg= −0.008
Time (sec)
Frequency (Hz)
Cross/Auto Correlation

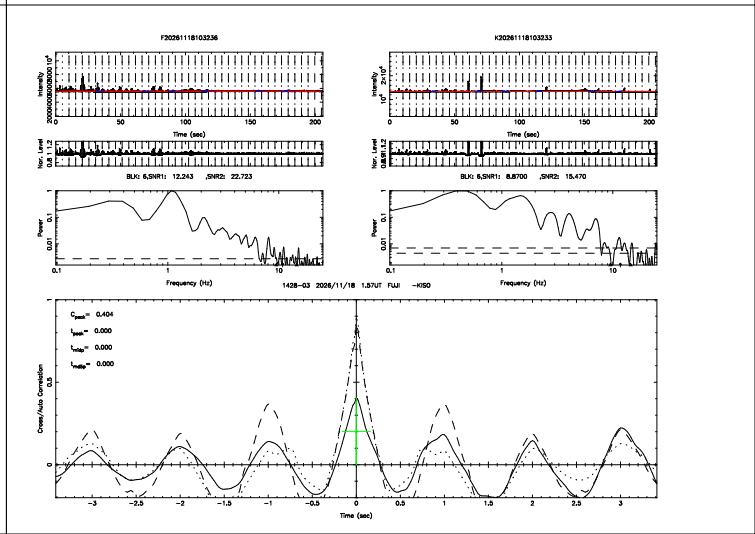
F20261118103236
K20261118103233
BLK5,SNR1: 12.243 ,SNR2: 22.723
BLK5,SNR1: 8.8700 ,SNR2: 15.470
1428-03 2026/11/18 1.57UT FUJI -KISO
C_peak= 0.404
t_peak= 0.000
t_ridge= 0.000
t_trailg= 0.000
Time (sec)
Frequency (Hz)
Cross/Auto Correlation

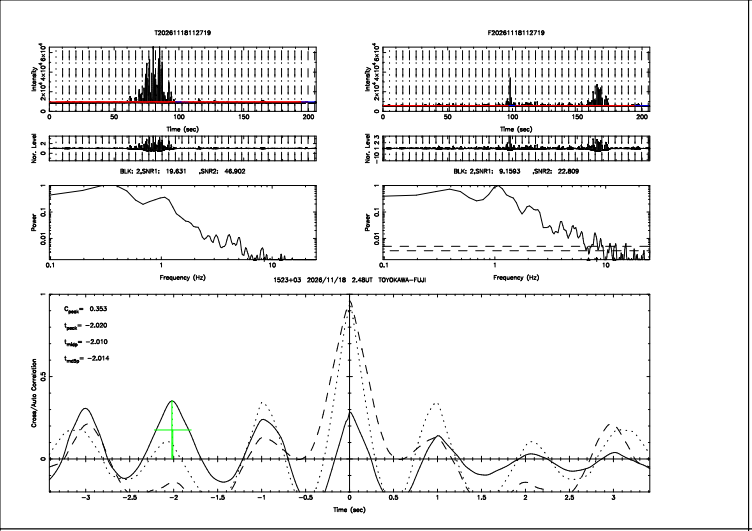
T20261118112719
F20261118112719
BLK: 2,SNR1: 19.631 ,SNR2: 46.902
BLK: 2,SNR1: 9.1593 ,SNR2: 22.809
1523+03 2026/11/18 2.48UT TOYOKAWA-FUJI
C_peak= 0.353
t_peak= -2.020
t_edge= -2.010
t_cntr= -2.014
Cross/Auto Correlation
Time (sec)

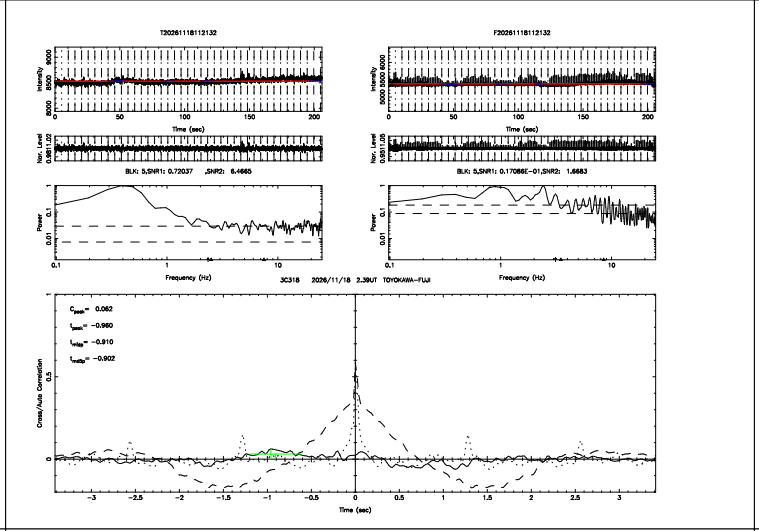
T20261118112132
F20261118112132
BLK: 5,SNR1: 0.72037 ,SNR2: 6.4665
BLK: 5,SNR1: 0.17086E-01,SNR2: 1.6683
3C318 2026/11/18 2.39UT TOYOKAWA-FUJI
C_peak= 0.062
t_peak= -0.960
t_edge= -0.910
t_cntr= -0.902
Cross/Auto Correlation
Time (sec)

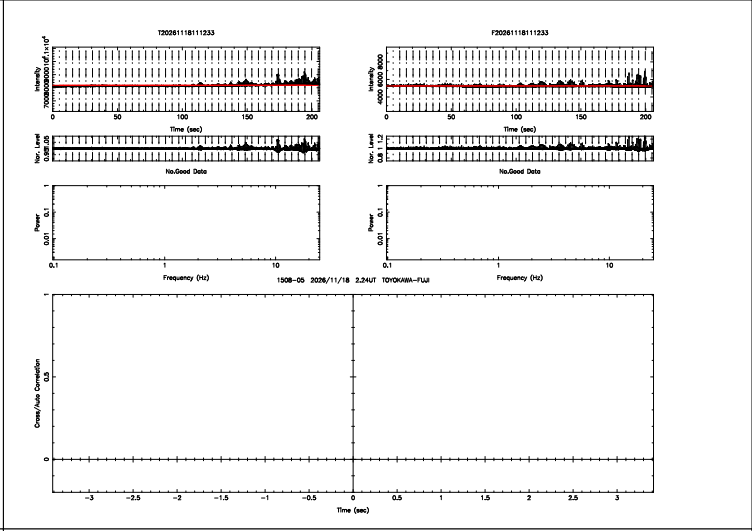
T20261118111233
F20261118111233
No.Good Data
No.Good Data
1508-05 2026/11/18 2.24UT TOYOKAWA-FUJI
Cross/Auto Correlation
Time (sec)

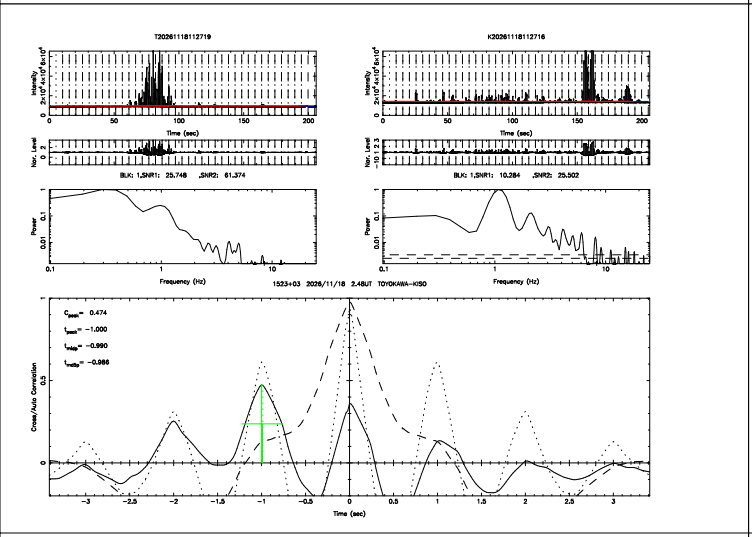
T20261118112719
K20261118112716
BLK: 1,SNR1: 25.748 ,SNR2: 61.374
BLK: 1,SNR1: 10.284 ,SNR2: 25.502
1523+03 2026/11/18 2.48UT TOYOKAWA-KISO
C_peak= 0.474
t_peak= -1.000
t_edge= -0.990
t_cntr= -0.986
Cross/Auto Correlation
Time (sec)

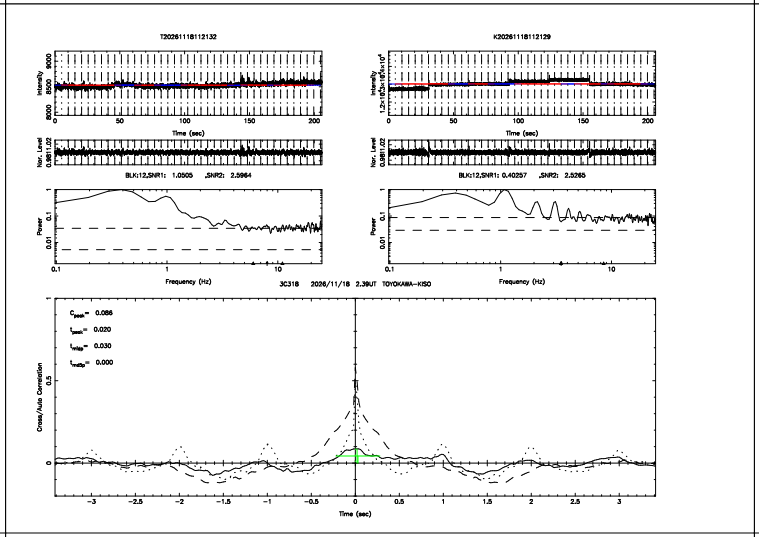
T20261118112132
K20261118112129
BLK:12,SNR1: 1.0505 ,SNR2: 2.5964
BLK:12,SNR1: 0.40257 ,SNR2: 2.5265
3C318 2026/11/18 2.39UT TOYOKAWA-KISO
C_peak= 0.086
t_peak= 0.020
t_edge= 0.030
t_cntr= 0.000
Cross/Auto Correlation
Time (sec)

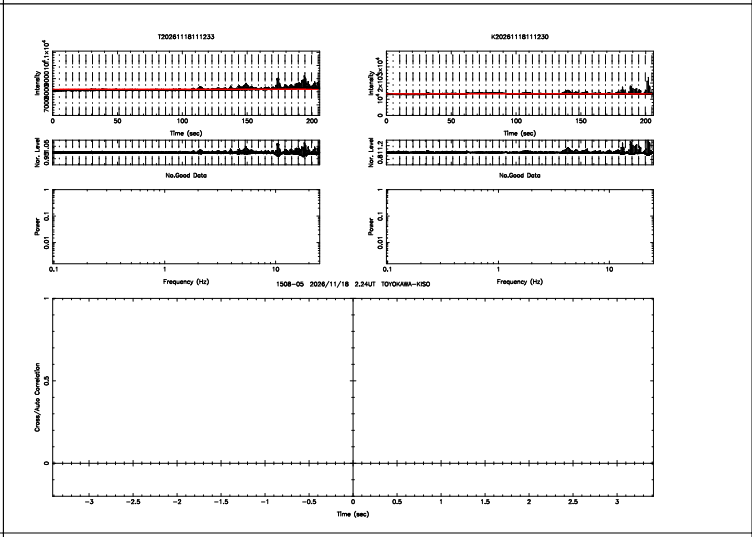
T20261118111233
K20261118111230
No.Good Data
No.Good Data
1508-05 2026/11/18 2.24UT TOYOKAWA-KISO
Cross/Auto Correlation
Time (sec)

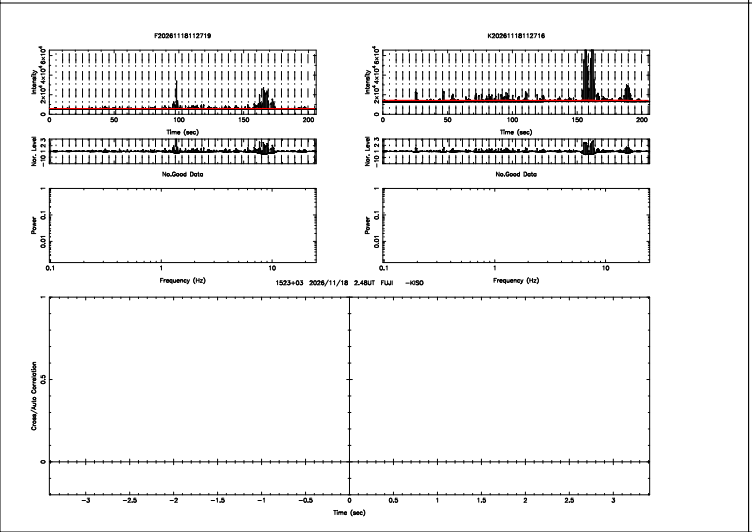
F20261118112719
K20261118112716
No.Good Data
No.Good Data
1523+03 2026/11/18 2.48UT FUJI -KISO
Cross/Auto Correlation
Time (sec)

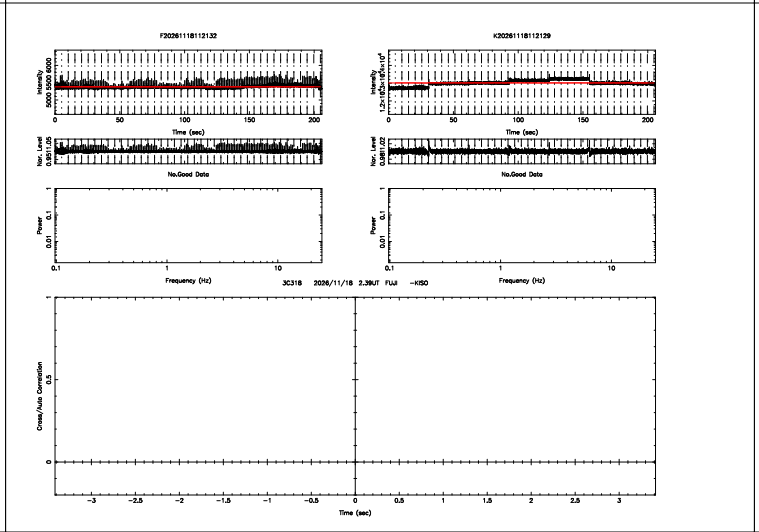
F20261118112132
K20261118112129
No.Good Data
No.Good Data
3C318 2026/11/18 2.39UT FUJI -KISO
Cross/Auto Correlation
Time (sec)

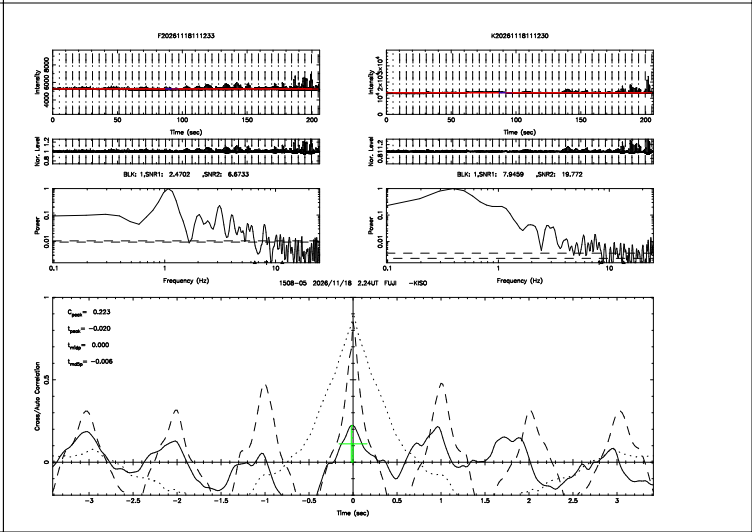
F20261118111233
K20261118111230
BLK: 1,SNR1: 2.4702 ,SNR2: 6.6733
BLK: 1,SNR1: 7.9459 ,SNR2: 19.772
1508-05 2026/11/18 2.24UT FUJI -KISO
C_peak= 0.223
t_peak= -0.020
t_edge= 0.000
t_cntr= -0.006
Cross/Auto Correlation
Time (sec)

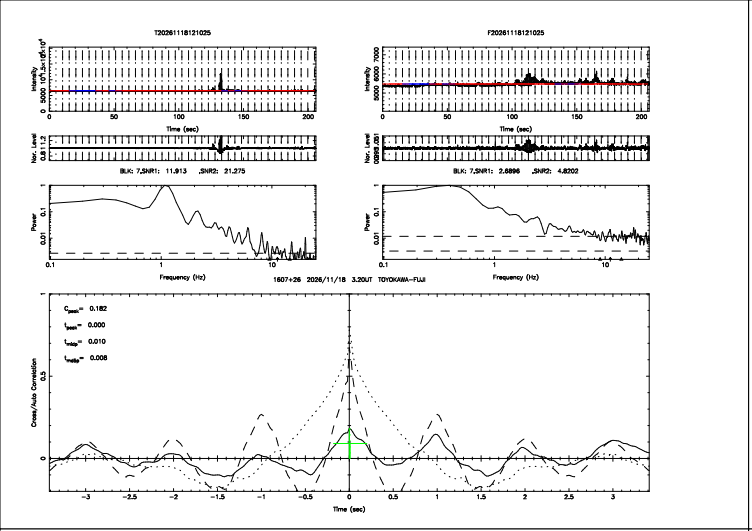
T20261118121025
F20261118121025
BLK: 7,SNR1: 11.913 ,SNR2: 21.275
BLK: 7,SNR1: 2.6896 ,SNR2: 4.8202
1607+26 2026/11/18 3.20UT TOYOKAWA-FUJI
C_peak= 0.182
t_peak= 0.000
t_edge= 0.010
t_edge= 0.008
Time (sec)

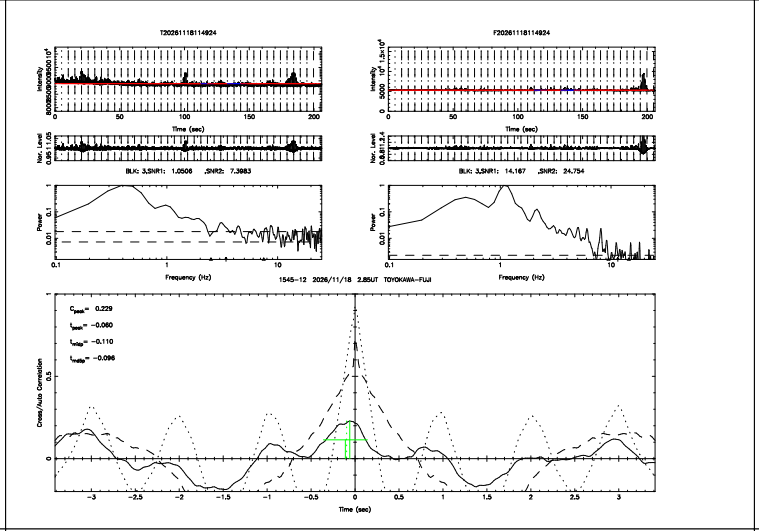
T20261118114924
F20261118114924
BLK: 3,SNR1: 1.0506 ,SNR2: 7.3983
BLK: 3,SNR1: 14.167 ,SNR2: 24.754
1545-12 2026/11/18 2.85UT TOYOKAWA-FUJI
C_peak= 0.229
t_peak= −0.060
t_edge= −0.110
t_edge= −0.096
Time (sec)

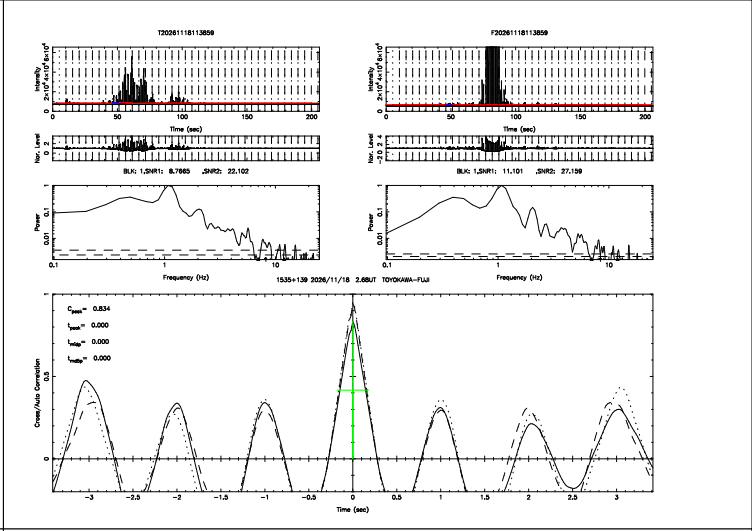
T20261118113859
F20261118113859
BLK: 1,SNR1: 8.7865 ,SNR2: 22.102
BLK: 1,SNR1: 11.101 ,SNR2: 27.159
1535+139 2026/11/18 2.68UT TOYOKAWA-FUJI
C_peak= 0.834
t_peak= 0.000
t_edge= 0.000
t_edge= 0.000
Time (sec)

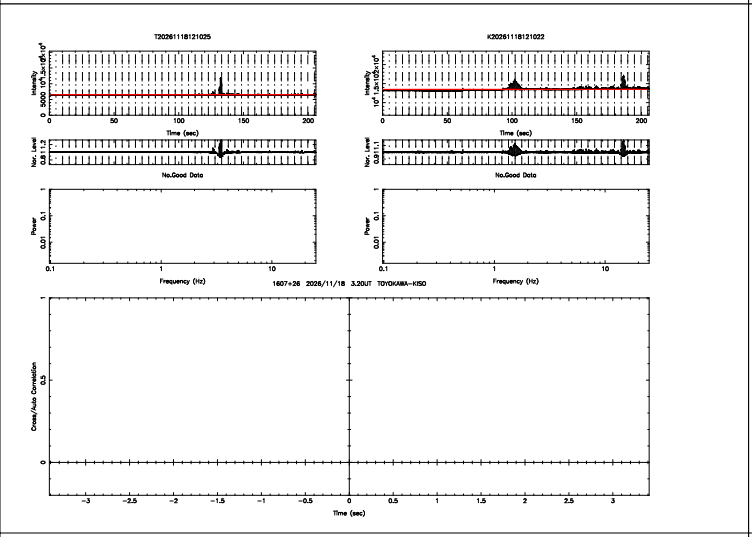
T20261118121025
K20261118121022
No.Good Data
No.Good Data
1607+26 2026/11/18 3.20UT TOYOKAWA-KISO
Time (sec)

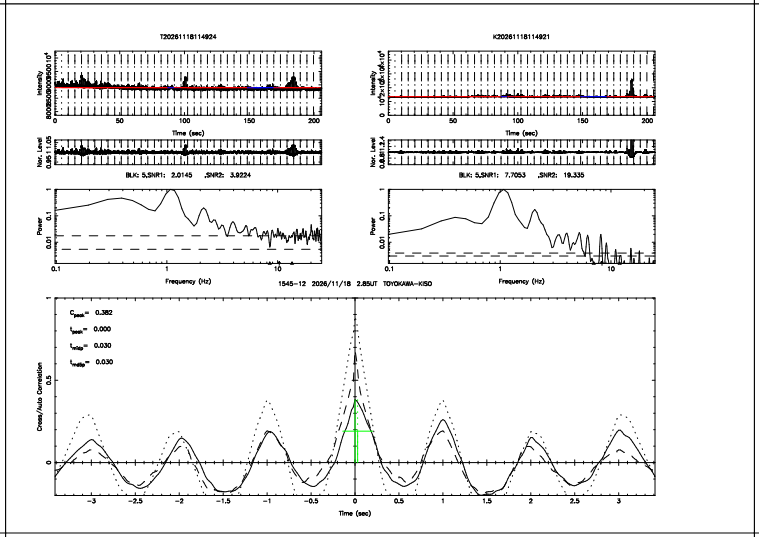
T20261118114924
K20261118114921
BLK: 5,SNR1: 2.0145 ,SNR2: 3.9224
BLK: 5,SNR1: 7.7053 ,SNR2: 19.335
1545-12 2026/11/18 2.85UT TOYOKAWA-KISO
C_peak= 0.382
t_peak= 0.000
t_edge= 0.030
t_edge= 0.030
Time (sec)

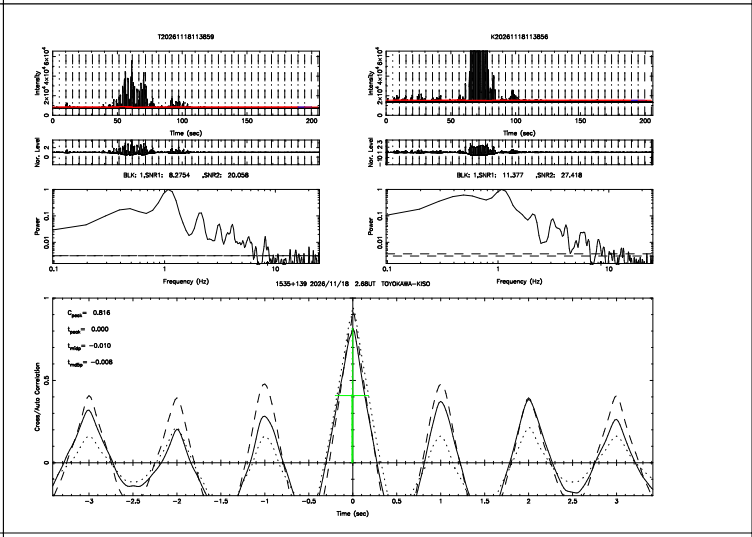
T20261118113859
K20261118113856
BLK: 1,SNR1: 8.2754 ,SNR2: 20.056
BLK: 1,SNR1: 11.377 ,SNR2: 27.418
1535+139 2026/11/18 2.68UT TOYOKAWA-KISO
C_peak= 0.816
t_peak= 0.000
t_edge= −0.010
t_edge= −0.008
Time (sec)

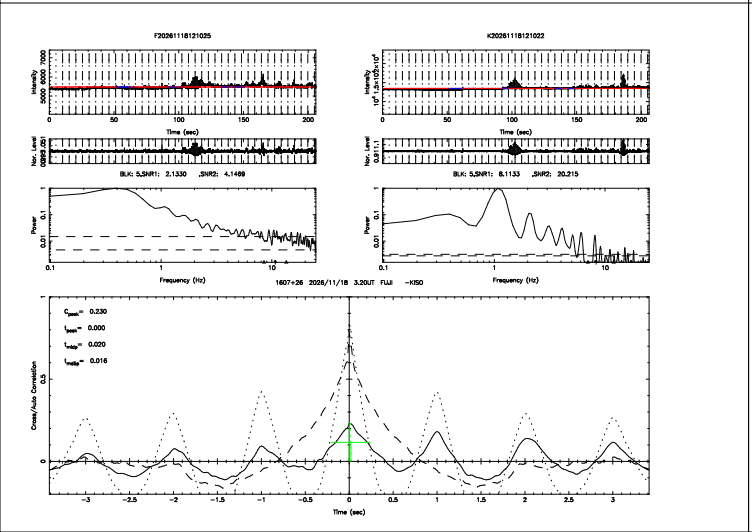
F20261118121025
K20261118121022
BLK: 5,SNR1: 2.1330 ,SNR2: 4.1469
BLK: 5,SNR1: 8.1133 ,SNR2: 20.215
1607+26 2026/11/18 3.20UT FUJI -KISO
C_peak= 0.230
t_peak= 0.000
t_edge= 0.020
t_edge= 0.016
Time (sec)

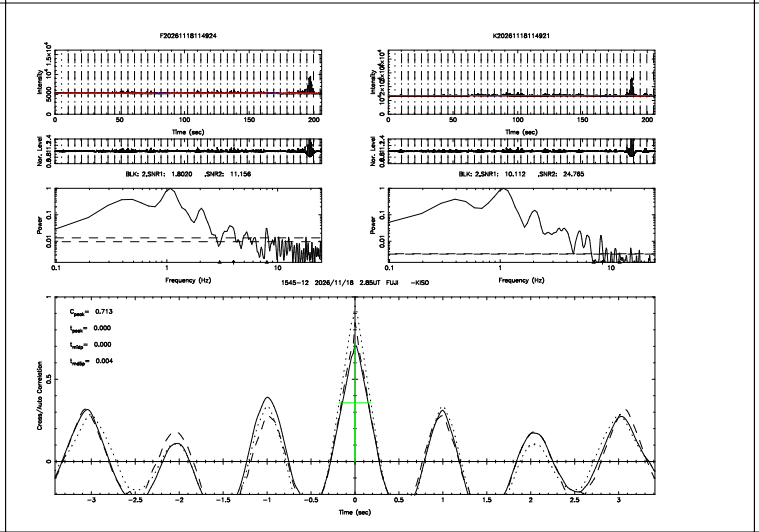
F20261118114924
K20261118114921
BLK: 2,SNR1: 1.8030 ,SNR2: 11.156
BLK: 2,SNR1: 10.112 ,SNR2: 24.765
1545-12 2026/11/18 2.85UT FUJI -KISO
C_peak= 0.713
t_peak= 0.000
t_edge= 0.000
t_edge= 0.004
Time (sec)

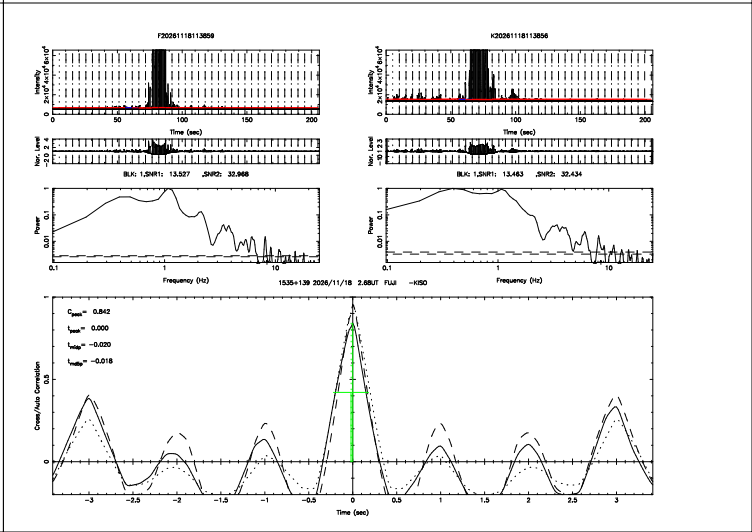
F20261118113859
K20261118113856
BLK: 1,SNR1: 13.527 ,SNR2: 32.968
BLK: 1,SNR1: 13.463 ,SNR2: 32.434
1535+139 2026/11/18 2.68UT FUJI -KISO
C_peak= 0.842
t_peak= 0.000
t_edge= −0.020
t_edge= −0.018
Time (sec)

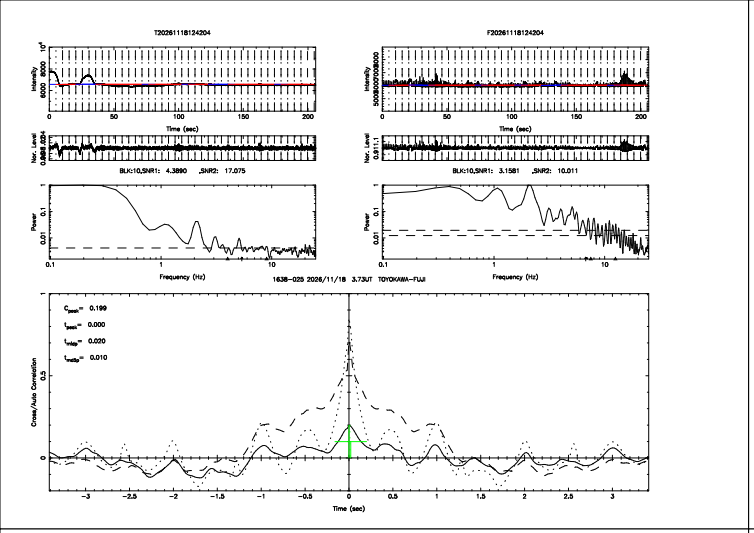
T20261118124204
F20261118124204
BLK:10,SNR1: 4.3890 ,SNR2: 17.075
BLK:10,SNR1: 3.1581 ,SNR2: 10.011
1638-025 2026/11/18 3.73UT TOYOKAWA-FUJI
C_peak= 0.199
t_peak= 0.000
t_rise= 0.020
t_fall= 0.010

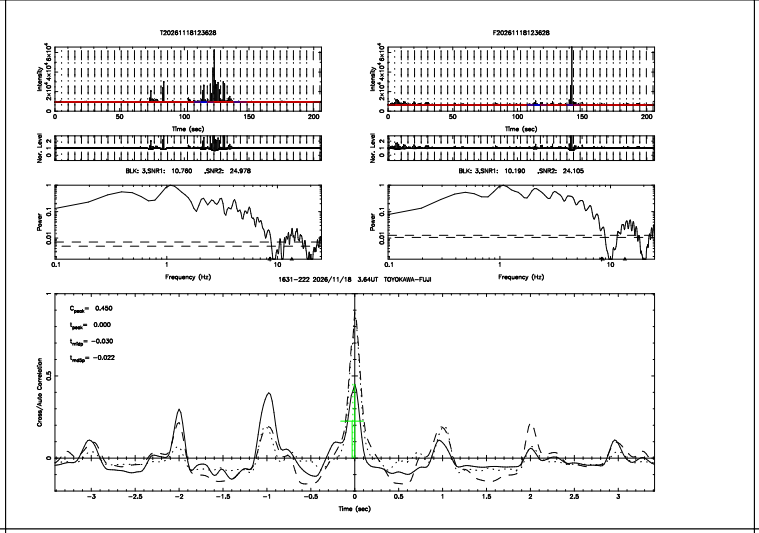
T20261118123628
F20261118123628
BLK: 3,SNR1: 10.780 ,SNR2: 24.978
BLK: 3,SNR1: 10.190 ,SNR2: 24.105
1631-222 2026/11/18 3.64UT TOYOKAWA-FUJI
C_peak= 0.450
t_peak= 0.000
t_rise= -0.030
t_fall= -0.022

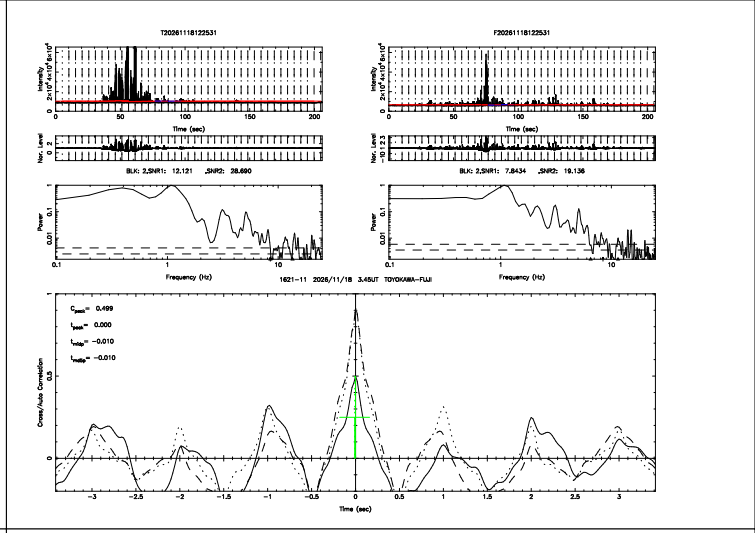
T20261118122531
F20261118122531
BLK: 2,SNR1: 12.121 ,SNR2: 28.690
BLK: 2,SNR1: 7.8434 ,SNR2: 19.136
1621-11 2026/11/18 3.45UT TOYOKAWA-FUJI
C_peak= 0.499
t_peak= 0.000
t_rise= -0.010
t_fall= -0.010

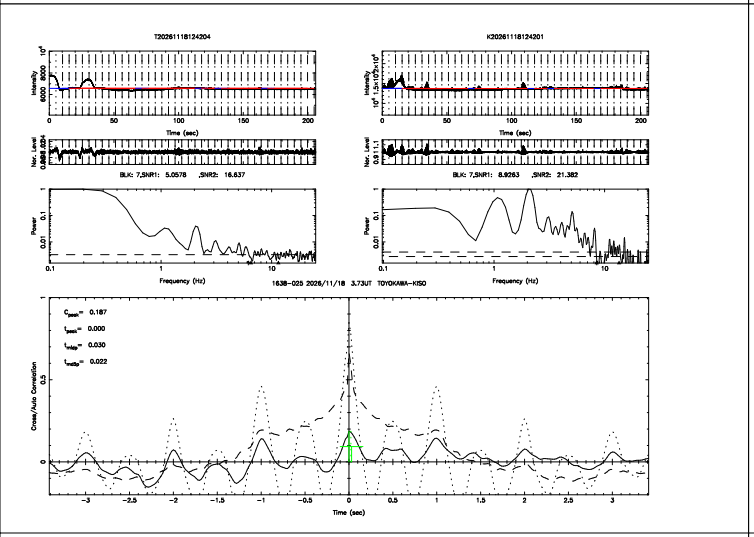
T20261118124204
K20261118124201
BLK: 7,SNR1: 5.0578 ,SNR2: 16.637
BLK: 7,SNR1: 8.9263 ,SNR2: 21.382
1638-025 2026/11/18 3.73UT TOYOKAWA-KISO
C_peak= 0.187
t_peak= 0.000
t_rise= 0.030
t_fall= 0.022

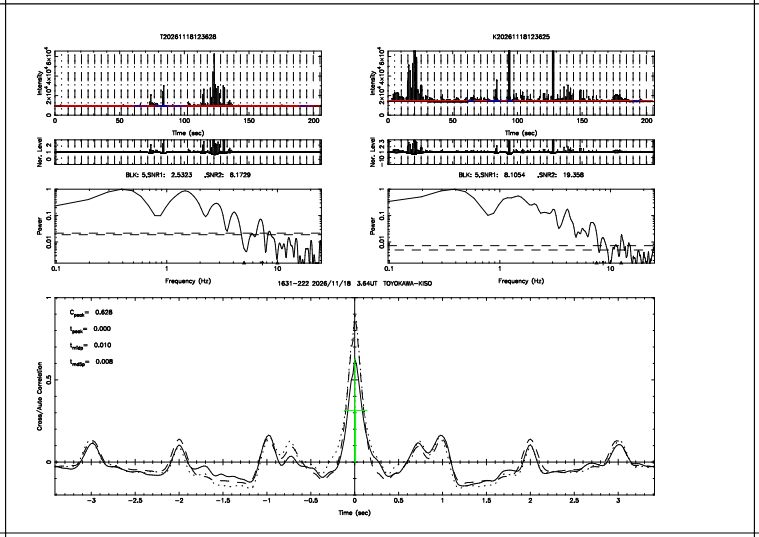
T20261118123628
K20261118123625
BLK: 5,SNR1: 2.5323 ,SNR2: 8.1729
BLK: 5,SNR1: 8.1054 ,SNR2: 19.358
1631-222 2026/11/18 3.64UT TOYOKAWA-KISO
C_peak= 0.628
t_peak= 0.000
t_rise= 0.010
t_fall= 0.008

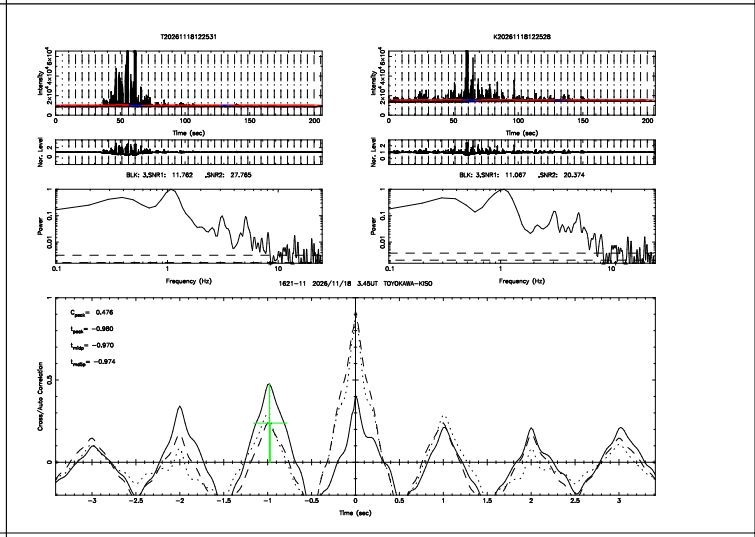
T20261118122531
K20261118122528
BLK: 3,SNR1: 11.762 ,SNR2: 27.765
BLK: 3,SNR1: 11.067 ,SNR2: 20.374
1621-11 2026/11/18 3.45UT TOYOKAWA-KISO
C_peak= 0.476
t_peak= -0.980
t_rise= -0.970
t_fall= -0.974

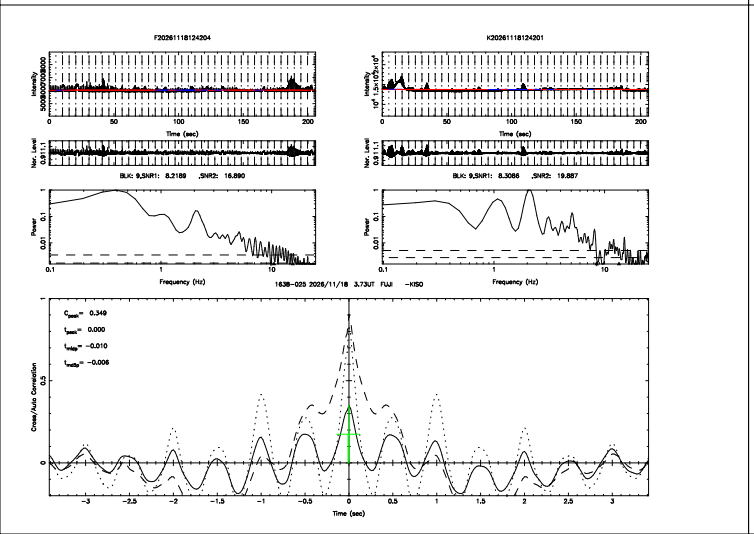
F20261118124204
K20261118124201
BLK: 9,SNR1: 8.2189 ,SNR2: 16.890
BLK: 9,SNR1: 8.3086 ,SNR2: 19.887
1638-025 2026/11/18 3.73UT FUJI -KISO
C_peak= 0.349
t_peak= 0.000
t_rise= -0.010
t_fall= -0.006

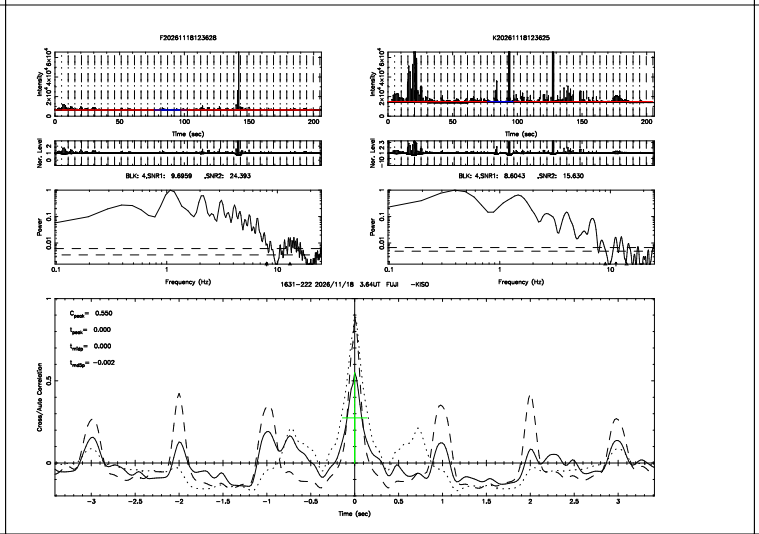
F20261118123628
K20261118123625
BLK: 4,SNR1: 9.6959 ,SNR2: 24.393
BLK: 4,SNR1: 8.6043 ,SNR2: 15.630
1631-222 2026/11/18 3.64UT FUJI -KISO
C_peak= 0.550
t_peak= 0.000
t_rise= 0.000
t_fall= -0.002

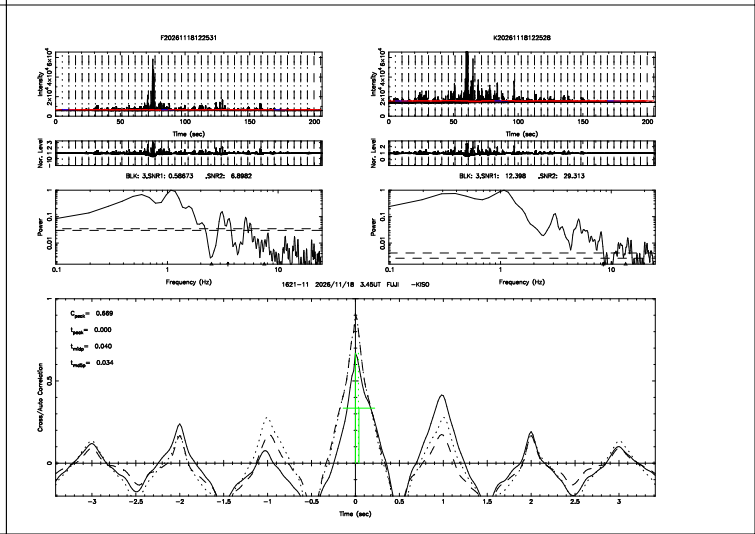
F20261118122531
K20261118122528
BLK: 3,SNR1: 0.58673 ,SNR2: 6.8982
BLK: 3,SNR1: 12.398 ,SNR2: 29.313
1621-11 2026/11/18 3.45UT FUJI -KISO
C_peak= 0.669
t_peak= 0.000
t_rise= 0.040
t_fall= 0.034

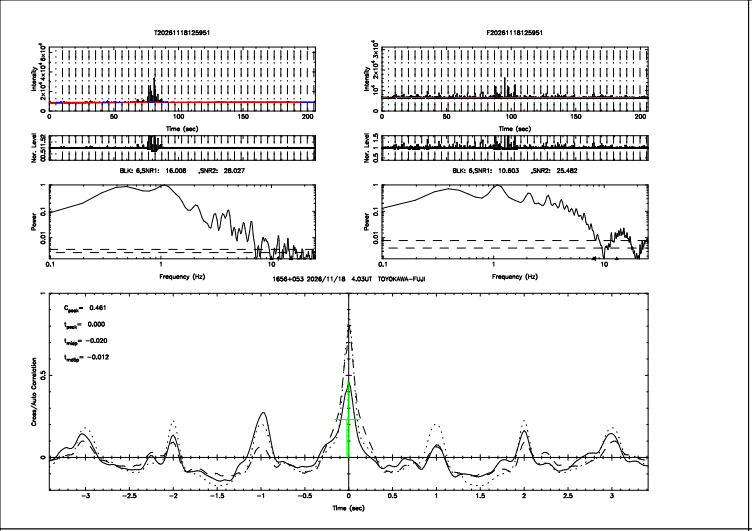
T20261118125951
F20261118125951
BLK: 6,SNR1: 16.008 ,SNR2: 28.027
BLK: 6,SNR1: 10.603 ,SNR2: 25.482
1656+053 2026/11/18 4.03UT TOYOKAWA-FUJI
C_{peak}= 0.461
t_{peak}= 0.000
t_{edge}= −0.020
t_{width}= −0.012
Cross/Auto Correlation
Time (sec)

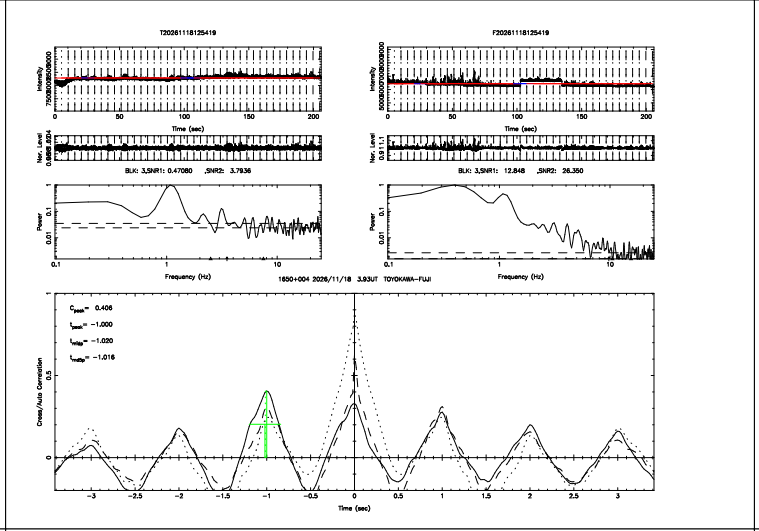
T20261118125419
F20261118125419
BLK: 3,SNR1: 0.47080 ,SNR2: 3.7936
BLK: 3,SNR1: 12.848 ,SNR2: 26.350
1650+004 2026/11/18 3.93UT TOYOKAWA-FUJI
C_{peak}= 0.406
t_{peak}= −1.000
t_{edge}= −1.020
t_{width}= −1.016
Cross/Auto Correlation
Time (sec)

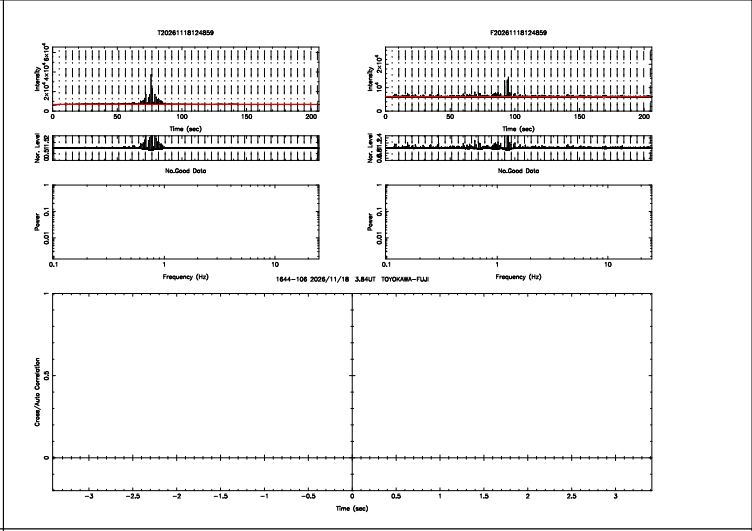
T20261118124859
F20261118124859
No.Good Data
No.Good Data
1644-106 2026/11/18 3.84UT TOYOKAWA-FUJI
Cross/Auto Correlation
Time (sec)

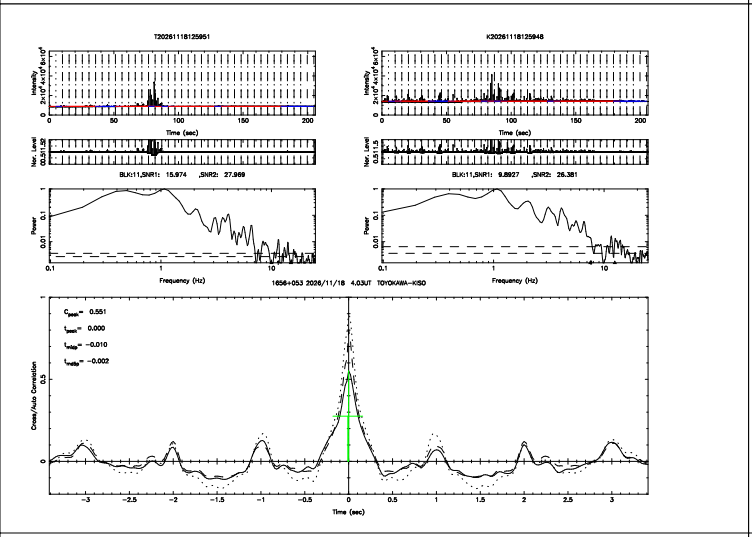
T20261118125951
K20261118125948
BLK:11,SNR1: 15.974 ,SNR2: 27.999
BLK:11,SNR1: 9.8927 ,SNR2: 26.381
1656+053 2026/11/18 4.03UT TOYOKAWA-KISO
C_{peak}= 0.551
t_{peak}= 0.000
t_{edge}= −0.010
t_{width}= −0.002
Cross/Auto Correlation
Time (sec)

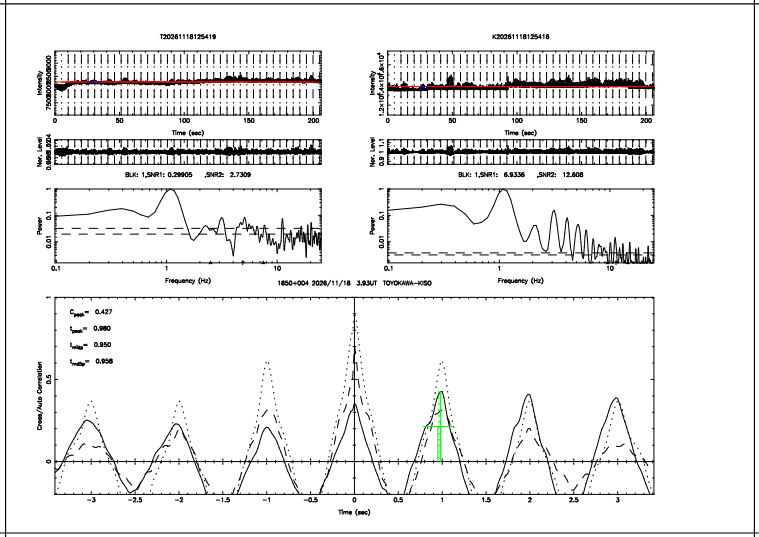
T20261118125419
K20261118125416
BLK: 1,SNR1: 0.29905 ,SNR2: 2.7309
BLK: 1,SNR1: 6.9336 ,SNR2: 12.606
1650+004 2026/11/18 3.93UT TOYOKAWA-KISO
C_{peak}= 0.427
t_{peak}= 0.980
t_{edge}= 0.950
t_{width}= 0.956
Cross/Auto Correlation
Time (sec)

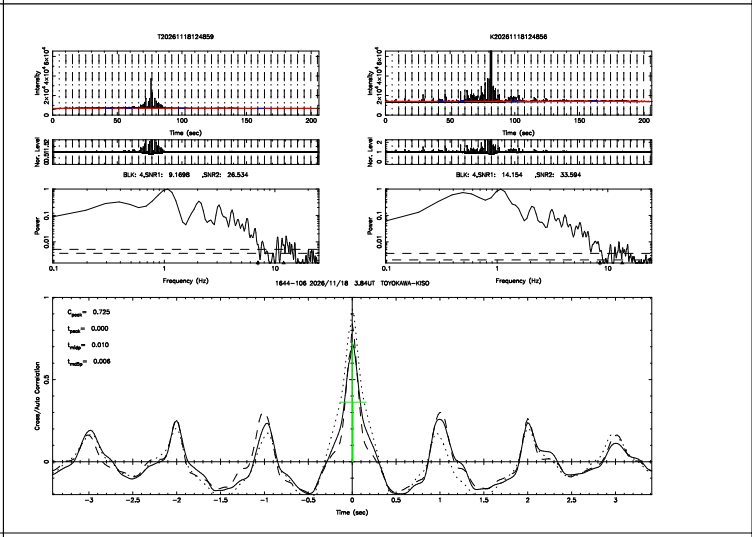
T20261118124859
K20261118124856
BLK: 4,SNR1: 9.1698 ,SNR2: 26.534
BLK: 4,SNR1: 14.154 ,SNR2: 33.594
1644-106 2026/11/18 3.84UT TOYOKAWA-KISO
C_{peak}= 0.725
t_{peak}= 0.000
t_{edge}= 0.010
t_{width}= 0.006
Cross/Auto Correlation
Time (sec)

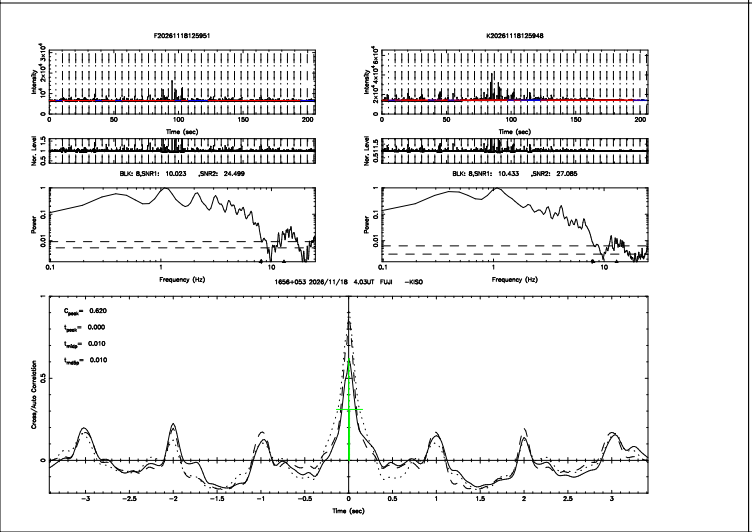
F20261118125951
K20261118125948
BLK: 8,SNR1: 10.023 ,SNR2: 24.499
BLK: 8,SNR1: 10.433 ,SNR2: 27.085
1656+053 2026/11/18 4.03UT FUJI -KISO
C_{peak}= 0.620
t_{peak}= 0.000
t_{edge}= 0.010
t_{width}= 0.010
Cross/Auto Correlation
Time (sec)

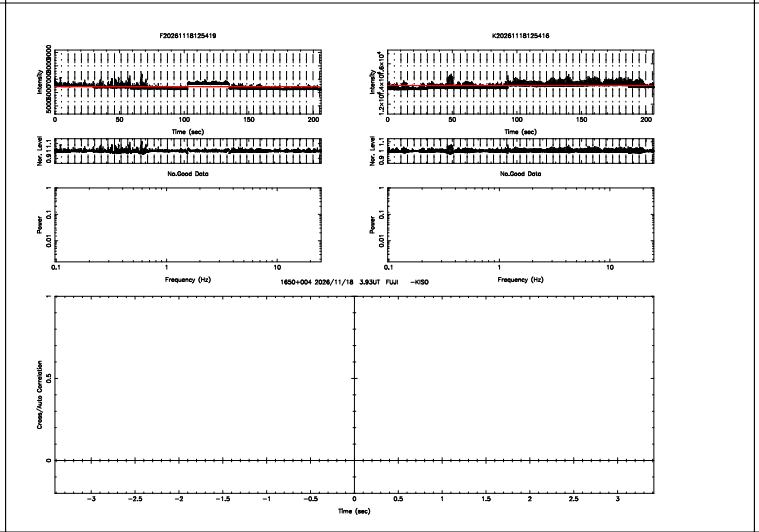
F20261118125419
K20261118125416
No.Good Data
No.Good Data
1650+004 2026/11/18 3.93UT FUJI -KISO
Cross/Auto Correlation
Time (sec)

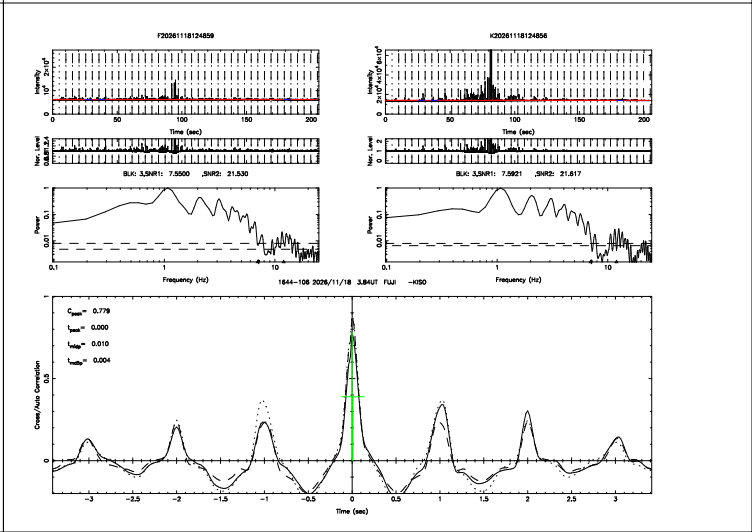
F20261118124859
K20261118124856
BLK: 3,SNR1: 7.5500 ,SNR2: 21.530
BLK: 3,SNR1: 7.5921 ,SNR2: 21.617
1644-106 2026/11/18 3.84UT FUJI -KISO
C_{peak}= 0.779
t_{peak}= 0.000
t_{edge}= 0.010
t_{width}= 0.004
Cross/Auto Correlation
Time (sec)

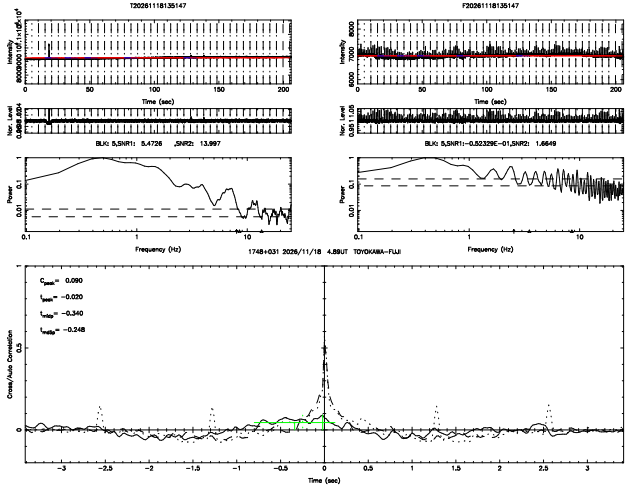
T20261118135147
F20261118135147
BLK: 5,SNR1: 5.4726 ,SNR2: 13.997
BLK: 5,SNR1:-0.53239E-01,SNR2: 1.6649
1748+031 2026/11/18 4.89UT TOYOKAWA-FUJI
C_peak= 0.090
t_peak= -0.020
t_rise= -0.340
t_fall= -0.248
Time (sec)

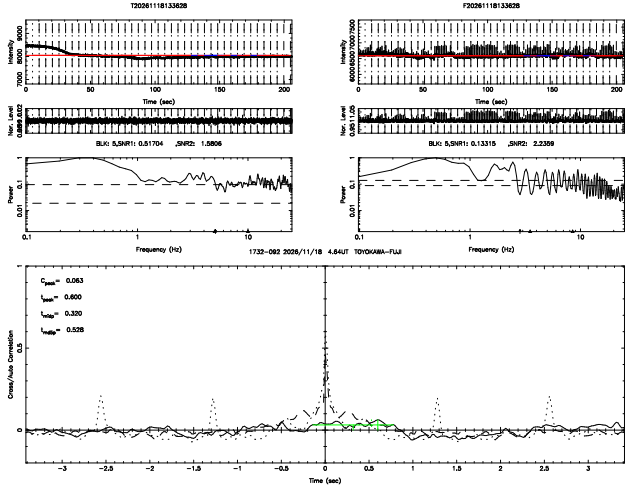
T20261118133628
F20261118133628
BLK: 5,SNR1: 0.51704 ,SNR2: 1.5806
BLK: 5,SNR1: 0.13315 ,SNR2: 2.2399
1732-092 2026/11/18 4.64UT TOYOKAWA-FUJI
C_peak= 0.063
t_peak= 0.600
t_rise= 0.320
t_fall= 0.526
Time (sec)

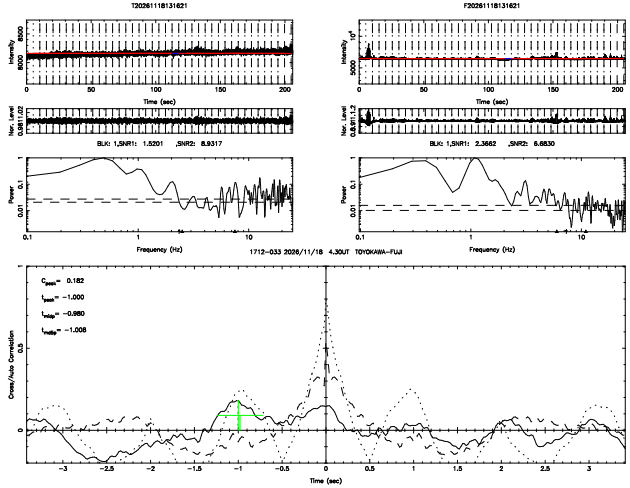
T20261118131621
F20261118131621
BLK: 1,SNR1: 1.5201 ,SNR2: 8.9317
BLK: 1,SNR1: 2.3662 ,SNR2: 6.6830
1712-033 2026/11/18 4.30UT TOYOKAWA-FUJI
C_peak= 0.182
t_peak= -1.000
t_rise= -0.980
t_fall= -1.008
Time (sec)

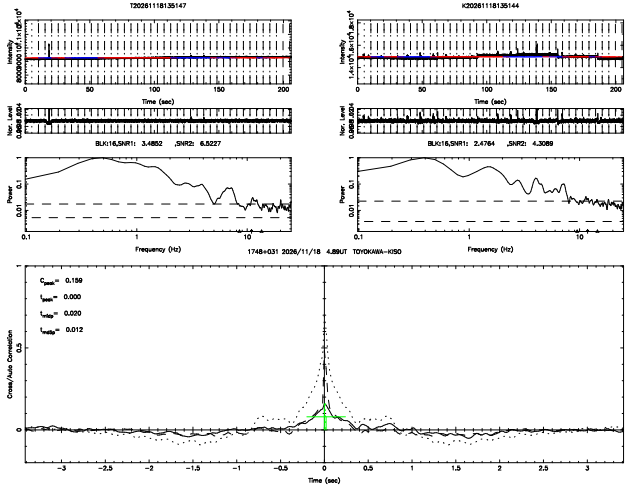
T20261118135147
K20261118135144
BLK:16,SNR1: 3.4852 ,SNR2: 6.5227
BLK:16,SNR1: 2.4764 ,SNR2: 4.3089
1748+031 2026/11/18 4.89UT TOYOKAWA-KISO
C_peak= 0.159
t_peak= 0.000
t_rise= 0.020
t_fall= 0.012
Time (sec)

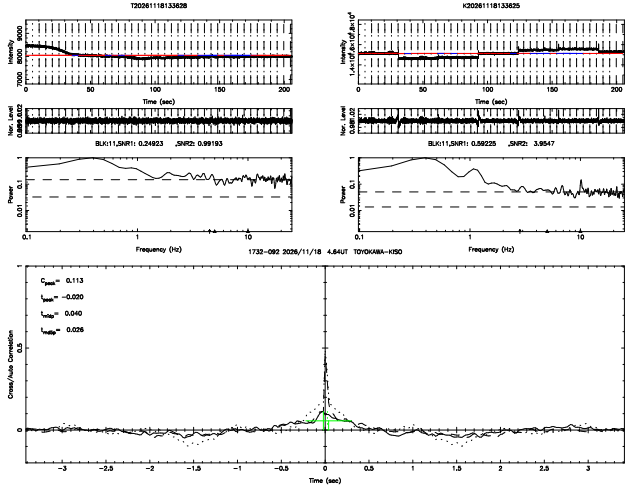
T20261118133628
K20261118133625
BLK:11,SNR1: 0.24923 ,SNR2: 0.99193
BLK:11,SNR1: 0.59225 ,SNR2: 3.9547
1732-092 2026/11/18 4.64UT TOYOKAWA-KISO
C_peak= 0.113
t_peak= -0.020
t_rise= 0.040
t_fall= 0.026
Time (sec)

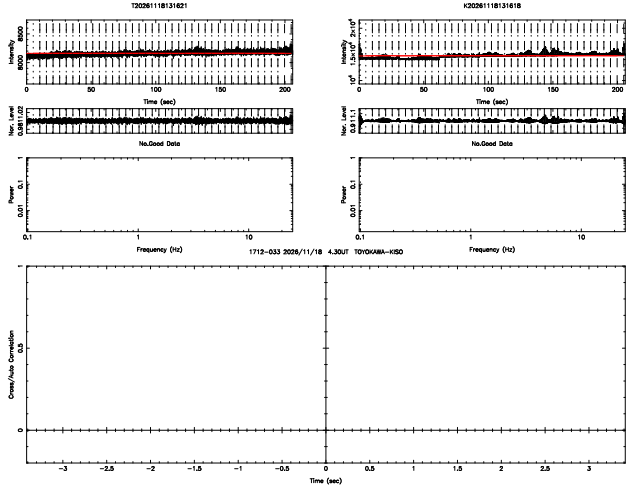
T20261118131621
K20261118131618
No.Good Data
No.Good Data
1712-033 2026/11/18 4.30UT TOYOKAWA-KISO
Time (sec)

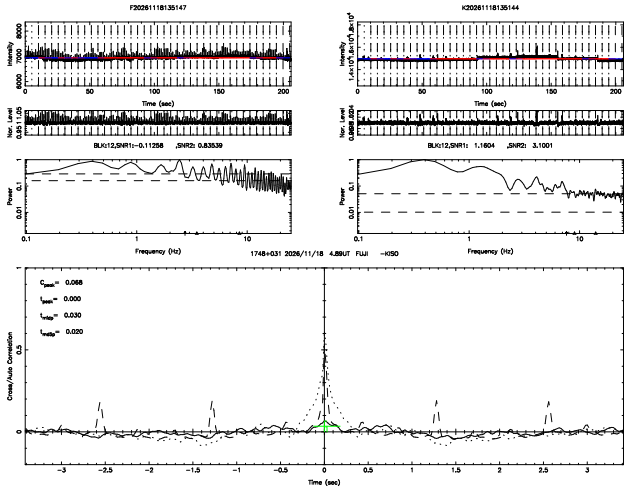
F20261118135147
K20261118135144
BLK:12,SNR1:-0.11258 ,SNR2: 0.83539
BLK:12,SNR1: 1.1604 ,SNR2: 3.1001
1748+031 2026/11/18 4.89UT FUJI -KISO
C_peak= 0.068
t_peak= 0.000
t_rise= 0.030
t_fall= 0.020
Time (sec)

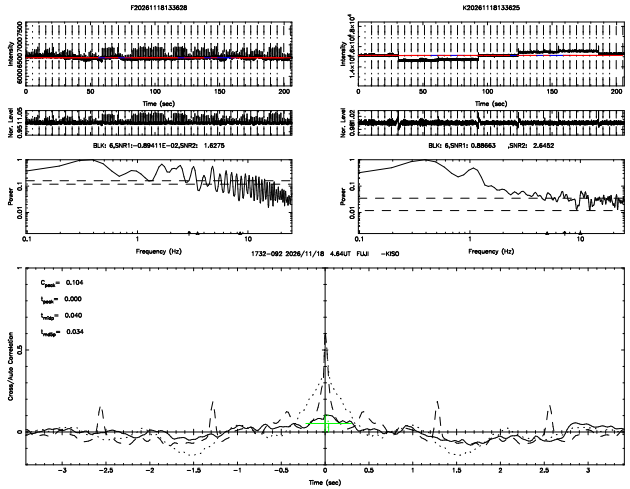
F20261118133628
K20261118133625
BLK: 6,SNR1:-0.89411E-02,SNR2: 1.6275
BLK: 6,SNR1: 0.88663 ,SNR2: 2.6452
1732-092 2026/11/18 4.64UT FUJI -KISO
C_peak= 0.104
t_peak= 0.000
t_rise= 0.040
t_fall= 0.034
Time (sec)

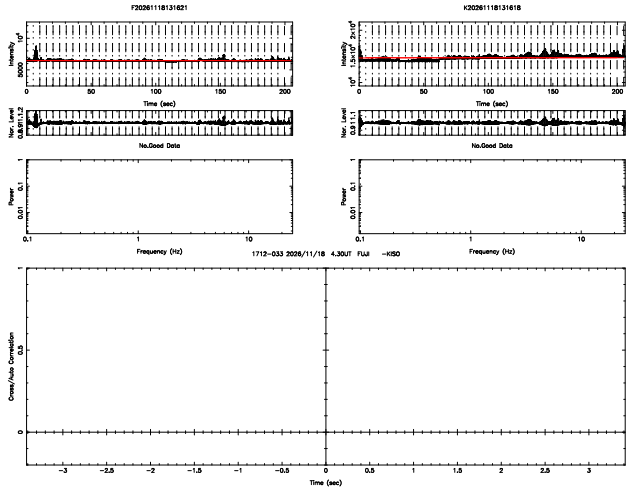
F20261118131621
K20261118131618
No.Good Data
No.Good Data
1712-033 2026/11/18 4.30UT FUJI -KISO
Time (sec)

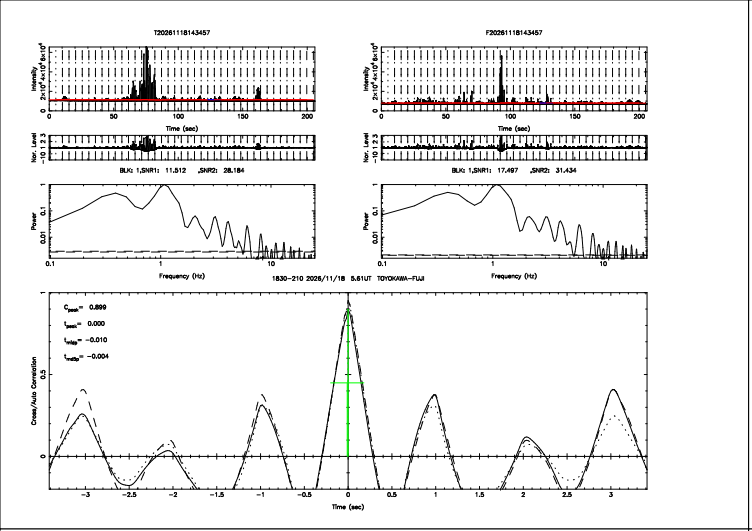
T20261118143457
F20261118143457
BLK: 1,SNR1: 11.812 ,SNR2: 28.184
BLK: 1,SNR1: 17.497 ,SNR2: 31.434
1830-210 2026/11/18 5.61UT TOYOKAWA-FUJI
C_peak= 0.899
t_peak= 0.000
t_edge= -0.010
t_edge= -0.004
Time (sec)
Frequency (Hz)
Cross/Auto Correlation

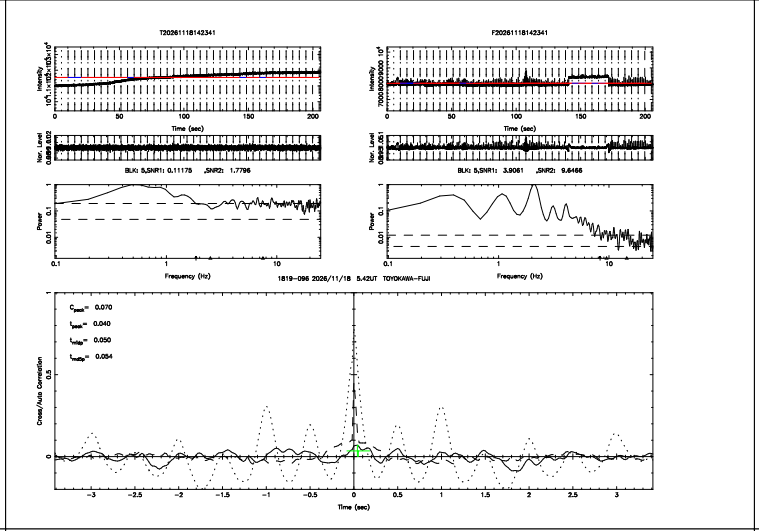
T20261118142341
F20261118142341
BLK: 5,SNR1: 0.11175 ,SNR2: 1.7796
BLK: 5,SNR1: 3.9061 ,SNR2: 9.6466
1819-096 2026/11/18 5.42UT TOYOKAWA-FUJI
C_peak= 0.070
t_peak= 0.040
t_edge= 0.050
t_edge= 0.054
Time (sec)
Frequency (Hz)
Cross/Auto Correlation

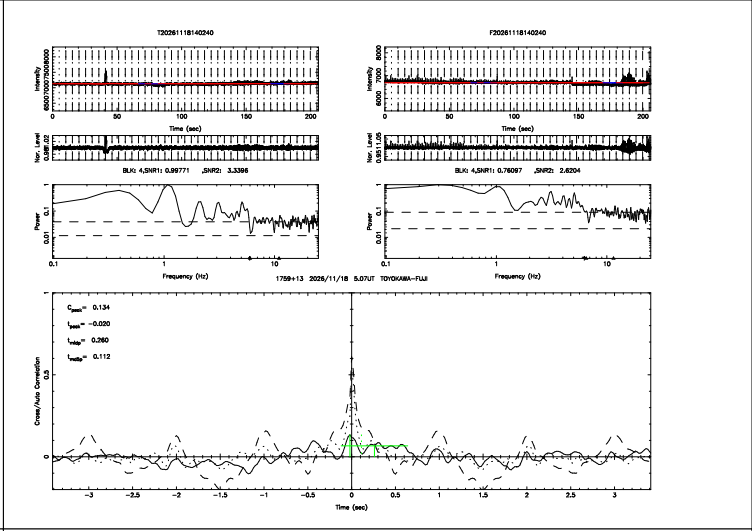
T20261118140240
F20261118140240
BLK: 4,SNR1: 0.99771 ,SNR2: 3.3398
BLK: 4,SNR1: 0.76097 ,SNR2: 2.6204
1759+13 2026/11/18 5.07UT TOYOKAWA-FUJI
C_peak= 0.134
t_peak= -0.020
t_edge= 0.260
t_edge= 0.112
Time (sec)
Frequency (Hz)
Cross/Auto Correlation

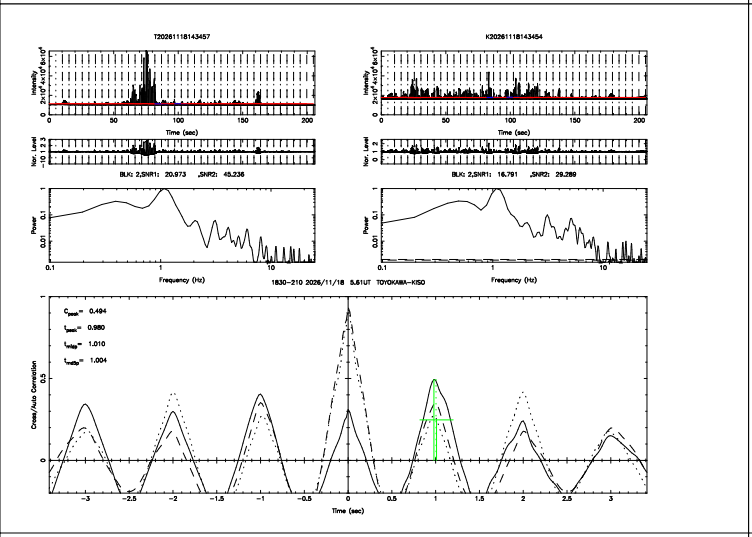
T20261118143457
K20261118143454
BLK: 2,SNR1: 20.873 ,SNR2: 45.236
BLK: 2,SNR1: 16.791 ,SNR2: 29.289
1830-210 2026/11/18 5.61UT TOYOKAWA-KISO
C_peak= 0.494
t_peak= 0.980
t_edge= 1.010
t_edge= 1.004
Time (sec)
Frequency (Hz)
Cross/Auto Correlation

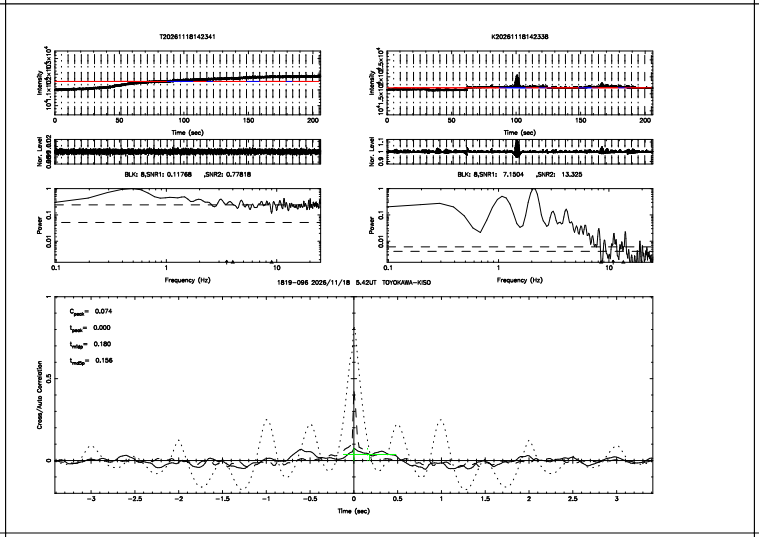
T20261118142341
K20261118142336
BLK: 5,SNR1: 0.11768 ,SNR2: 0.77818
BLK: 5,SNR1: 7.1504 ,SNR2: 13.325
1819-096 2026/11/18 5.42UT TOYOKAWA-KISO
C_peak= 0.074
t_peak= 0.000
t_edge= 0.180
t_edge= 0.156
Time (sec)
Frequency (Hz)
Cross/Auto Correlation

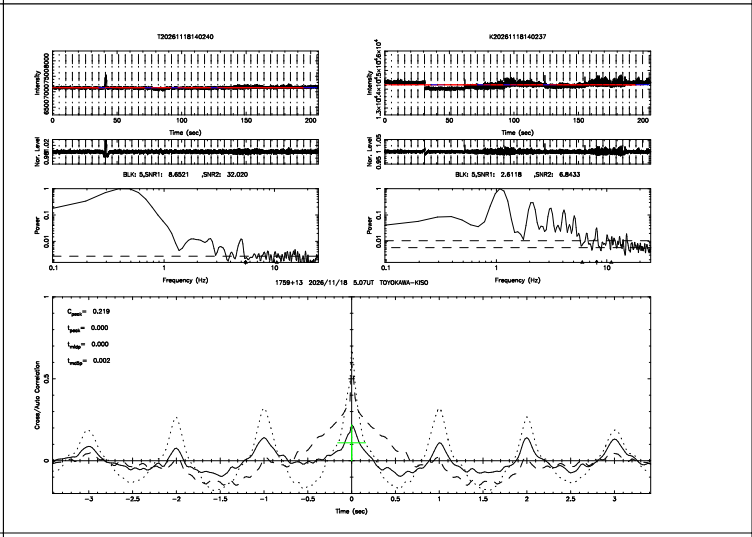
T20261118140240
K20261118140237
BLK: 3,SNR1: 8.6521 ,SNR2: 32.020
BLK: 3,SNR1: 2.6118 ,SNR2: 6.8433
1759+13 2026/11/18 5.07UT TOYOKAWA-KISO
C_peak= 0.219
t_peak= 0.000
t_edge= 0.000
t_edge= 0.002
Time (sec)
Frequency (Hz)
Cross/Auto Correlation

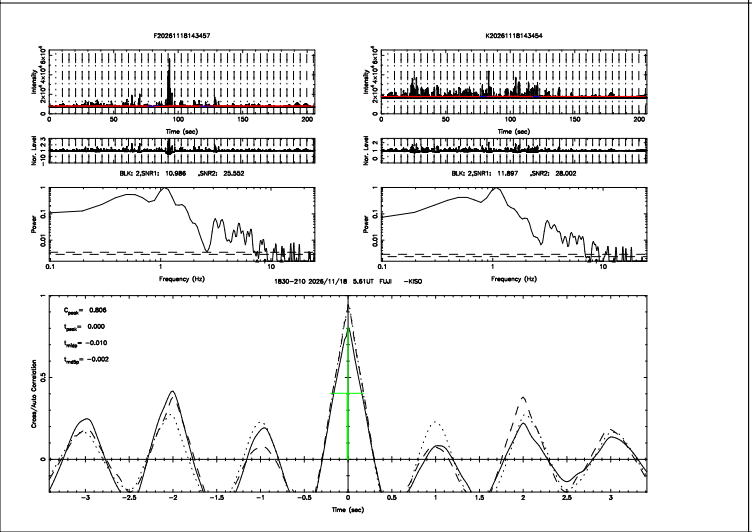
F20261118143457
K20261118143454
BLK: 2,SNR1: 10.986 ,SNR2: 25.552
BLK: 2,SNR1: 11.897 ,SNR2: 28.002
1830-210 2026/11/18 5.61UT FUJI -KISO
C_peak= 0.806
t_peak= 0.000
t_edge= -0.010
t_edge= -0.002
Time (sec)
Frequency (Hz)
Cross/Auto Correlation

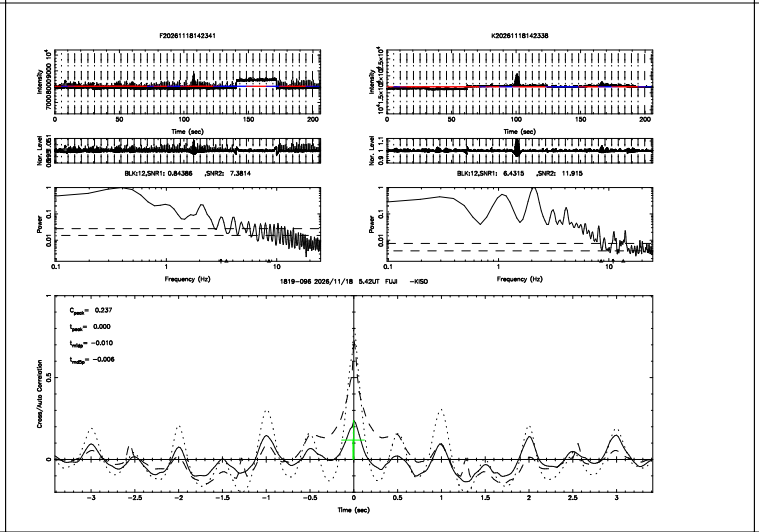
F20261118142341
K20261118142336
BLK12,SNR1: 0.84386 ,SNR2: 7.3814
BLK12,SNR1: 6.4315 ,SNR2: 11.915
1819-096 2026/11/18 5.42UT FUJI -KISO
C_peak= 0.237
t_peak= 0.000
t_edge= -0.010
t_edge= -0.006
Time (sec)
Frequency (Hz)
Cross/Auto Correlation

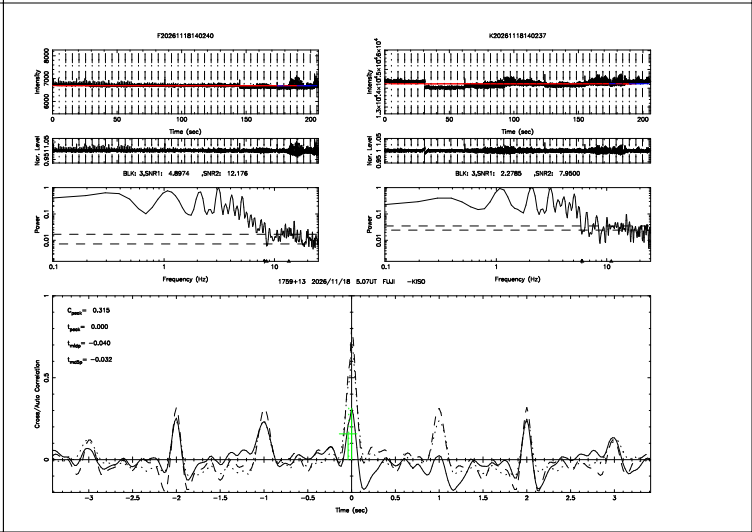
F20261118140240
K20261118140237
BLK: 3,SNR1: 4.8974 ,SNR2: 12.176
BLK: 3,SNR1: 2.2785 ,SNR2: 7.9500
1759+13 2026/11/18 5.07UT FUJI -KISO
C_peak= 0.315
t_peak= 0.000
t_edge= -0.040
t_edge= -0.032
Time (sec)
Frequency (Hz)
Cross/Auto Correlation

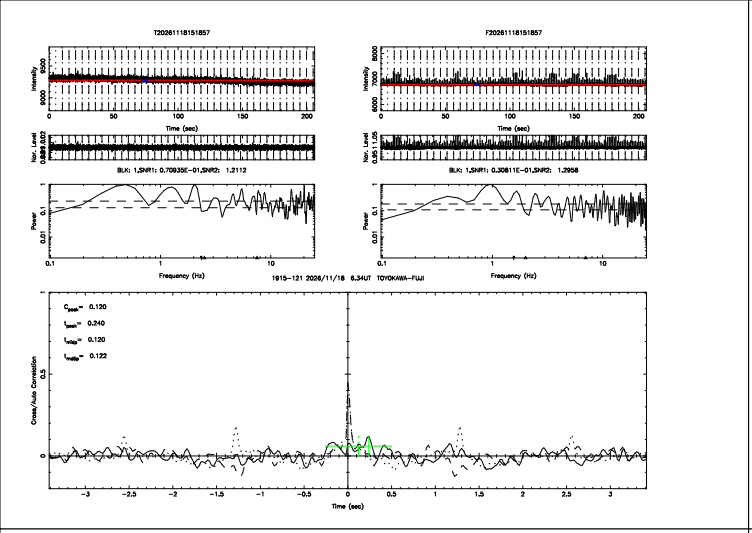
T20261118151857
F20261118151857
Intensity
Time (sec)
Nor. Level
BLK: 1,SNR1: 0.70935E-01,SNR2: 1.2112
BLK: 1,SNR1: 0.30811E-01,SNR2: 1.2958
Power
Frequency (Hz)
1915-121 2026/11/18 6.34UT TOYOKAWA-FUJI
C_peak= 0.120
t_peak= 0.240
t_edge= 0.120
t_valley= 0.122
Cross/Auto Correlation

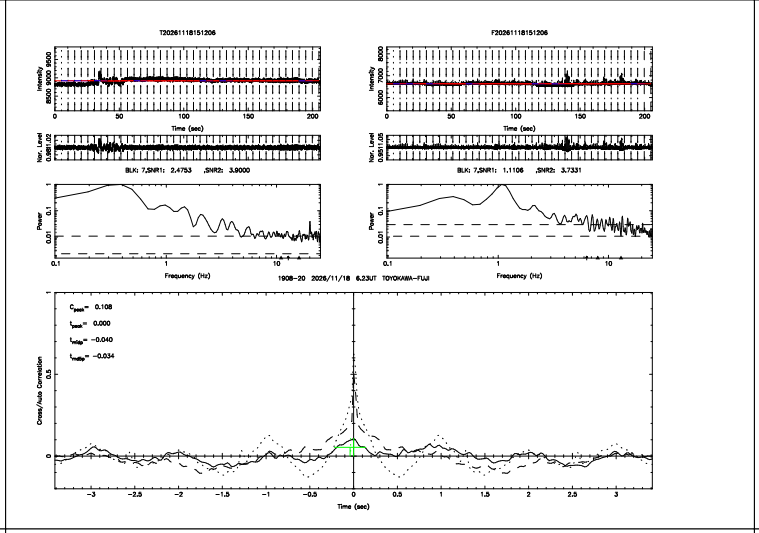
T20261118151206
F20261118151206
Intensity
Time (sec)
Nor. Level
BLK: 7,SNR1: 2.4753 ,SNR2: 3.9000
BLK: 7,SNR1: 1.1106 ,SNR2: 3.7331
Power
Frequency (Hz)
1908-20 2026/11/18 6.23UT TOYOKAWA-FUJI
C_peak= 0.108
t_peak= 0.000
t_edge= -0.040
t_valley= -0.034
Cross/Auto Correlation

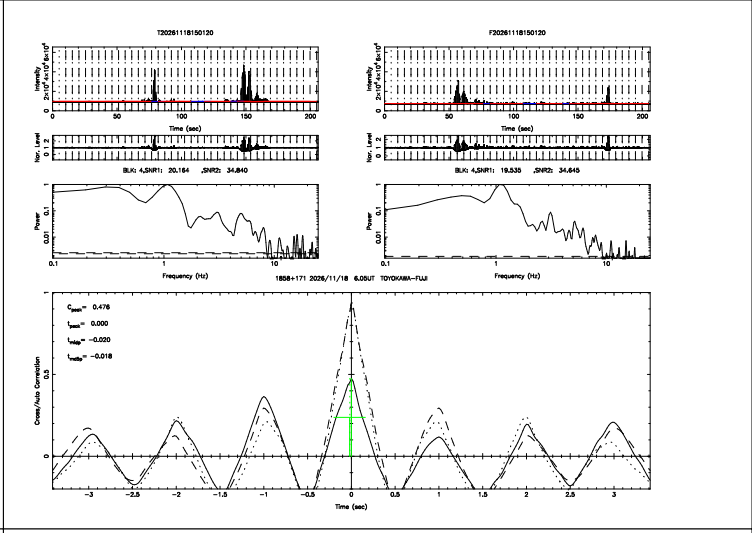
T20261118150120
F20261118150120
Intensity
Time (sec)
Nor. Level
BLK: 4,SNR1: 20.164 ,SNR2: 34.840
BLK: 4,SNR1: 19.535 ,SNR2: 34.645
Power
Frequency (Hz)
1858+171 2026/11/18 6.05UT TOYOKAWA-FUJI
C_peak= 0.476
t_peak= 0.000
t_edge= -0.020
t_valley= -0.018
Cross/Auto Correlation

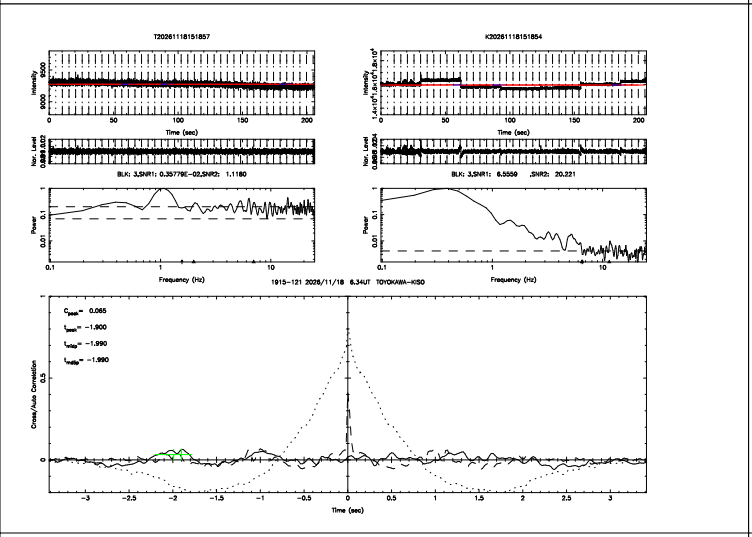
T20261118151857
K20261118151854
Intensity
Time (sec)
Nor. Level
BLK: 3,SNR1: 0.35778E-02,SNR2: 1.1180
BLK: 3,SNR1: 6.5559 ,SNR2: 20.221
Power
Frequency (Hz)
1915-121 2026/11/18 6.34UT TOYOKAWA-KISO
C_peak= 0.065
t_peak= -1.900
t_edge= -1.990
t_valley= -1.990
Cross/Auto Correlation

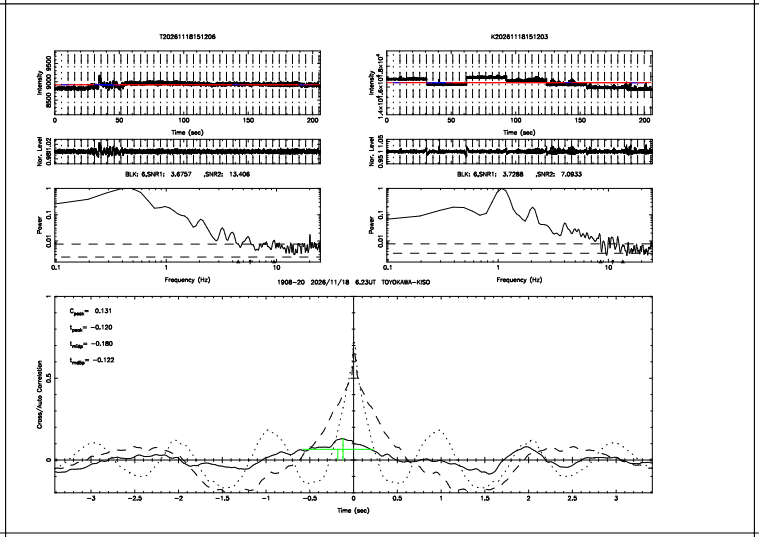
T20261118151206
K20261118151203
Intensity
Time (sec)
Nor. Level
BLK: 6,SNR1: 3.6757 ,SNR2: 13.406
BLK: 6,SNR1: 3.7288 ,SNR2: 7.0933
Power
Frequency (Hz)
1908-20 2026/11/18 6.23UT TOYOKAWA-KISO
C_peak= 0.131
t_peak= -0.120
t_edge= -0.180
t_valley= -0.122
Cross/Auto Correlation

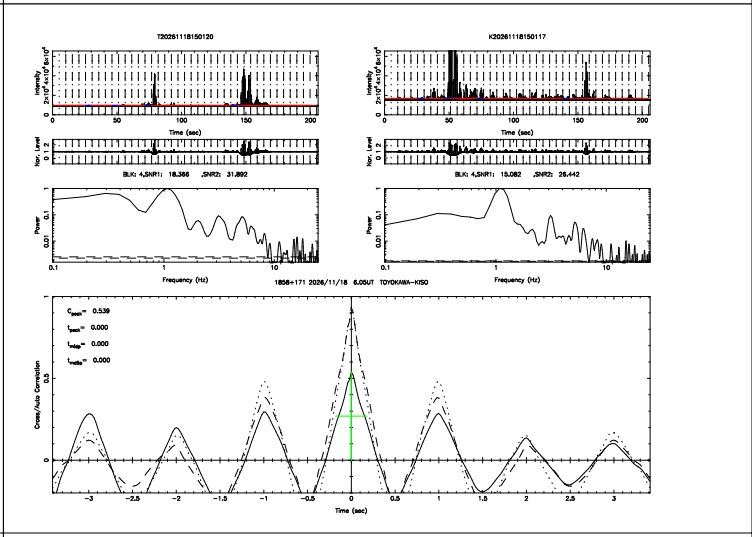
T20261118150120
K20261118150117
Intensity
Time (sec)
Nor. Level
BLK: 4,SNR1: 18.366 ,SNR2: 31.892
BLK: 4,SNR1: 15.082 ,SNR2: 26.442
Power
Frequency (Hz)
1858+171 2026/11/18 6.05UT TOYOKAWA-KISO
C_peak= 0.539
t_peak= 0.000
t_edge= 0.000
t_valley= 0.000
Cross/Auto Correlation

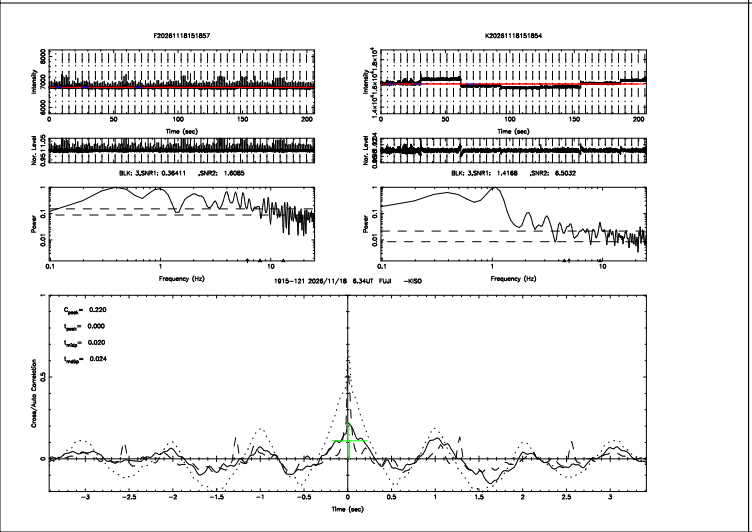
F20261118151857
K20261118151854
Intensity
Time (sec)
Nor. Level
BLK: 3,SNR1: 0.36411 ,SNR2: 1.4085
BLK: 3,SNR1: 1.4168 ,SNR2: 6.5032
Power
Frequency (Hz)
1915-121 2026/11/18 6.34UT FUJI -KISO
C_peak= 0.220
t_peak= 0.000
t_edge= 0.020
t_valley= 0.024
Cross/Auto Correlation

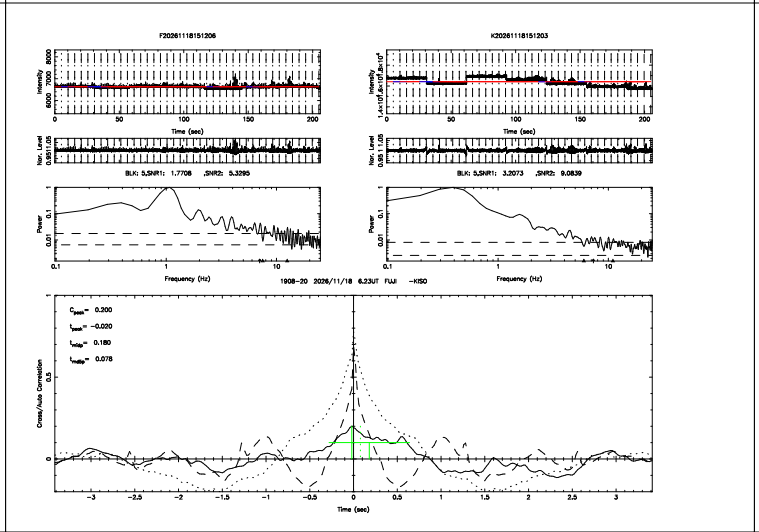
F20261118151206
K20261118151203
Intensity
Time (sec)
Nor. Level
BLK: 5,SNR1: 1.7708 ,SNR2: 5.3295
BLK: 5,SNR1: 3.2073 ,SNR2: 9.0839
Power
Frequency (Hz)
1908-20 2026/11/18 6.23UT FUJI -KISO
C_peak= 0.200
t_peak= -0.020
t_edge= 0.180
t_valley= 0.078
Cross/Auto Correlation

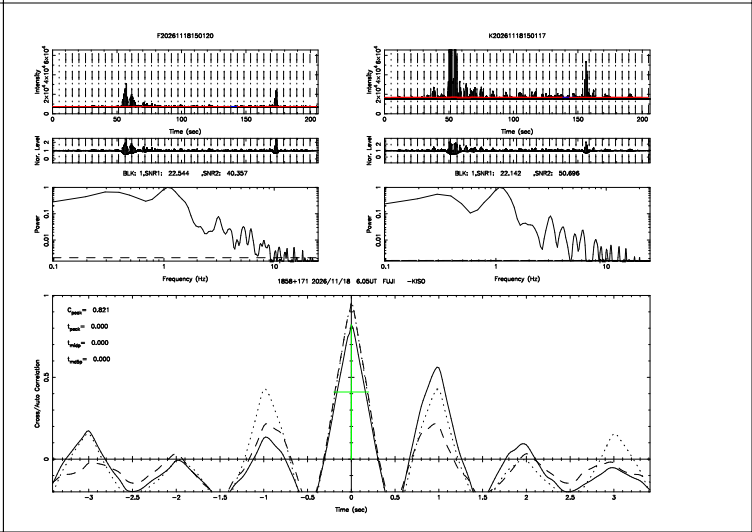
F20261118150120
K20261118150117
Intensity
Time (sec)
Nor. Level
BLK: 1,SNR1: 22.544 ,SNR2: 40.357
BLK: 1,SNR1: 22.142 ,SNR2: 50.696
Power
Frequency (Hz)
1858+171 2026/11/18 6.05UT FUJI -KISO
C_peak= 0.821
t_peak= 0.000
t_edge= 0.000
t_valley= 0.000
Cross/Auto Correlation

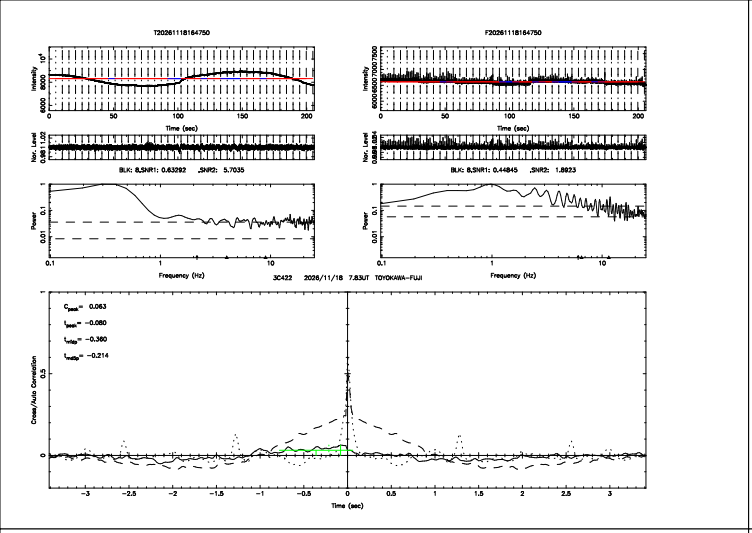
T20261118164750
F20261118164750
BLK: 8,SNR1: 0.63292 ,SNR2: 5.7035
BLK: 8,SNR1: 0.44845 ,SNR2: 1.8923
3C422 2026/11/18 7.83UT TOYOKAWA-FUJI
C_peak= 0.063
t_peak= -0.080
t_rdip= -0.360
t_redip= -0.214
Time (sec)
Frequency (Hz)
Cross/Auto Correlation

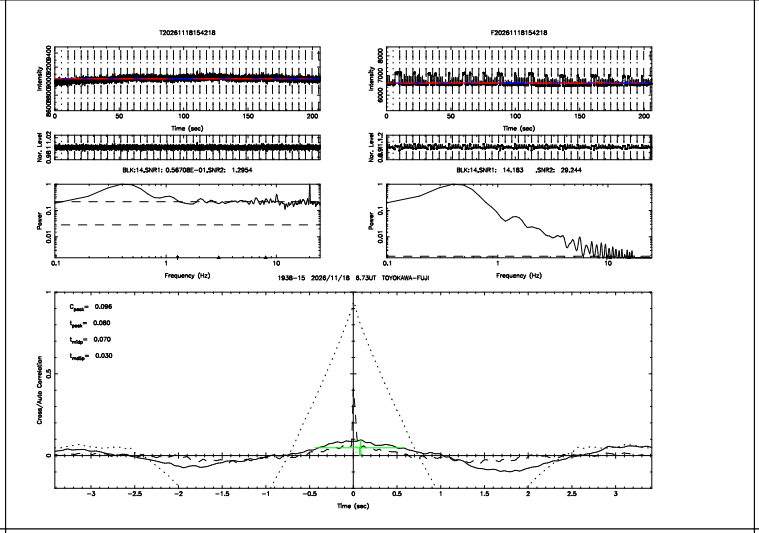
T20261118154218
F20261118154218
BLK:14,SNR1: 0.56708E-01,SNR2: 1.2954
BLK:14,SNR1: 14.183 ,SNR2: 29.344
1938-15 2026/11/18 6.73UT TOYOKAWA-FUJI
C_peak= 0.096
t_peak= 0.080
t_rdip= 0.070
t_redip= 0.030
Time (sec)
Frequency (Hz)
Cross/Auto Correlation

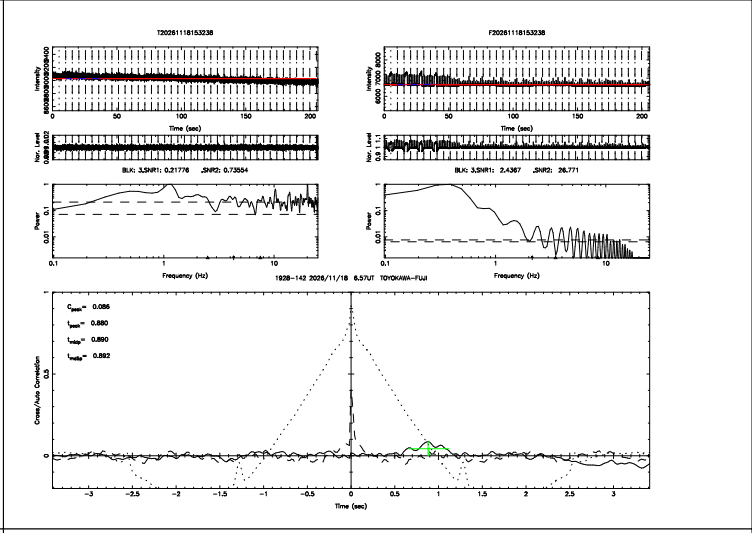
T20261118153238
F20261118153238
BLK: 3,SNR1: 0.21776 ,SNR2: 0.73554
BLK: 3,SNR1: 2.4367 ,SNR2: 26.771
1928-142 2026/11/18 6.57UT TOYOKAWA-FUJI
C_peak= 0.086
t_peak= 0.880
t_rdip= 0.890
t_redip= 0.592
Time (sec)
Frequency (Hz)
Cross/Auto Correlation

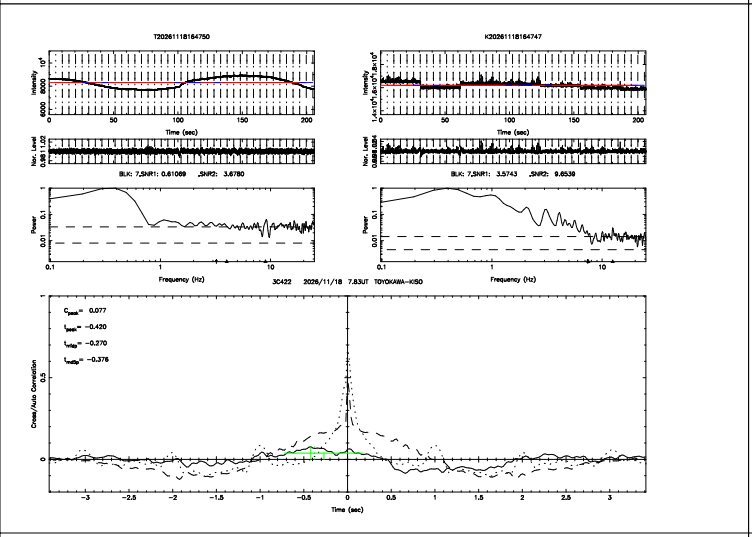
T20261118164750
K20261118164747
BLK: 7,SNR1: 0.61069 ,SNR2: 3.6780
BLK: 7,SNR1: 3.5743 ,SNR2: 9.6539
3C422 2026/11/18 7.83UT TOYOKAWA-KISO
C_peak= 0.077
t_peak= -0.420
t_rdip= -0.270
t_redip= -0.376
Time (sec)
Frequency (Hz)
Cross/Auto Correlation

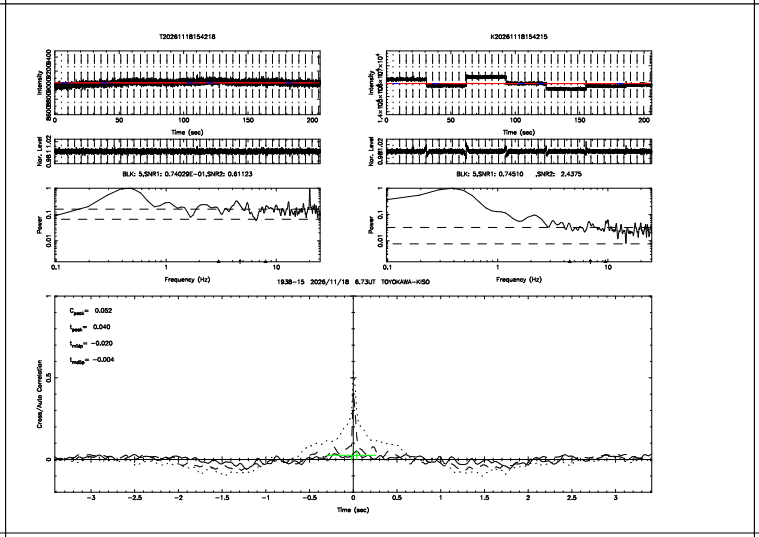
T20261118154218
K20261118154215
BLK: 5,SNR1: 0.74028E-01,SNR2: 0.61123
BLK: 5,SNR1: 0.74510 ,SNR2: 2.4375
1938-15 2026/11/18 6.73UT TOYOKAWA-KISO
C_peak= 0.052
t_peak= 0.040
t_rdip= -0.020
t_redip= -0.004
Time (sec)
Frequency (Hz)
Cross/Auto Correlation

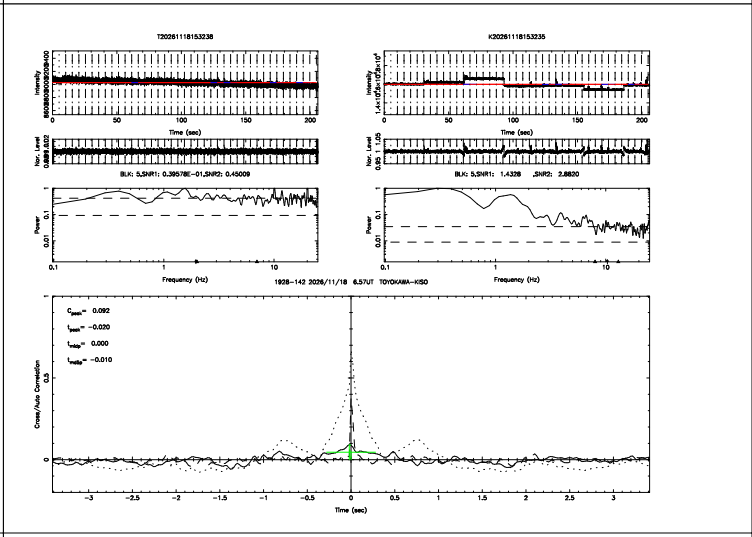
T20261118153238
K20261118153235
BLK: 5,SNR1: 0.39578E-01,SNR2: 0.45009
BLK: 5,SNR1: 1.4328 ,SNR2: 2.8820
1928-142 2026/11/18 6.57UT TOYOKAWA-KISO
C_peak= 0.092
t_peak= -0.020
t_rdip= 0.000
t_redip= -0.010
Time (sec)
Frequency (Hz)
Cross/Auto Correlation

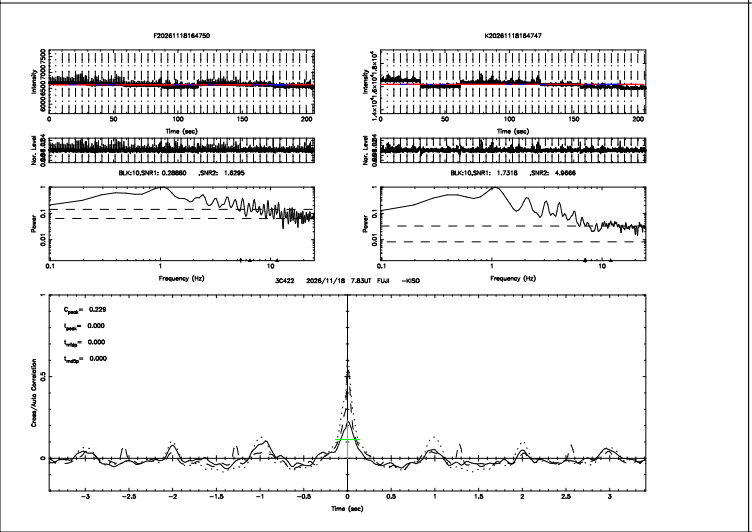
F20261118164750
K20261118164747
BLK:10,SNR1: 0.28880 ,SNR2: 1.6295
BLK:10,SNR1: 1.7318 ,SNR2: 4.9666
3C422 2026/11/18 7.83UT FUJI -KISO
C_peak= 0.229
t_peak= 0.000
t_rdip= 0.000
t_redip= 0.000
Time (sec)
Frequency (Hz)
Cross/Auto Correlation

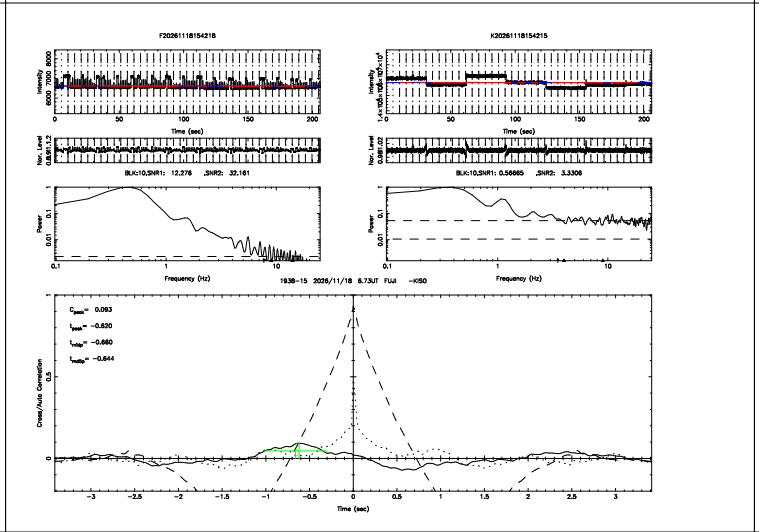
F20261118154218
K20261118154215
BLK:10,SNR1: 12.276 ,SNR2: 32.161
BLK:10,SNR1: 0.56665 ,SNR2: 3.3306
1938-15 2026/11/18 6.73UT FUJI -KISO
C_peak= 0.093
t_peak= -0.620
t_rdip= -0.660
t_redip= -0.644
Time (sec)
Frequency (Hz)
Cross/Auto Correlation

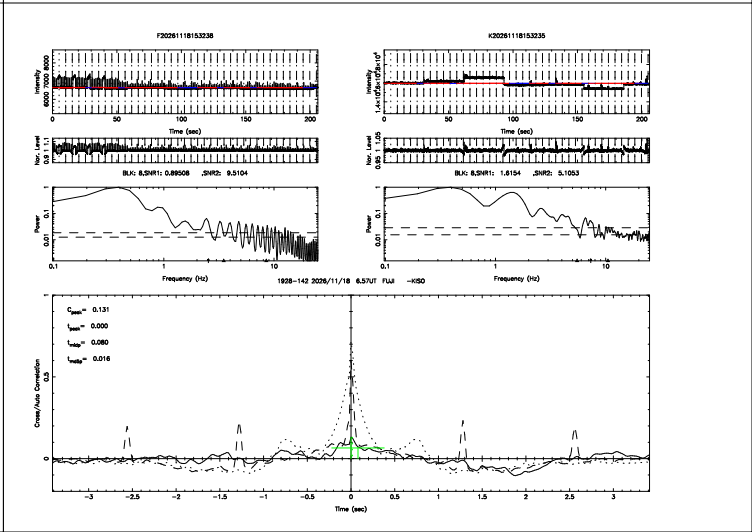
F20261118153238
K20261118153235
BLK: 8,SNR1: 0.89508 ,SNR2: 9.5104
BLK: 8,SNR1: 1.6154 ,SNR2: 5.1053
1928-142 2026/11/18 6.57UT FUJI -KISO
C_peak= 0.131
t_peak= 0.000
t_rdip= 0.080
t_redip= 0.016
Time (sec)
Frequency (Hz)
Cross/Auto Correlation

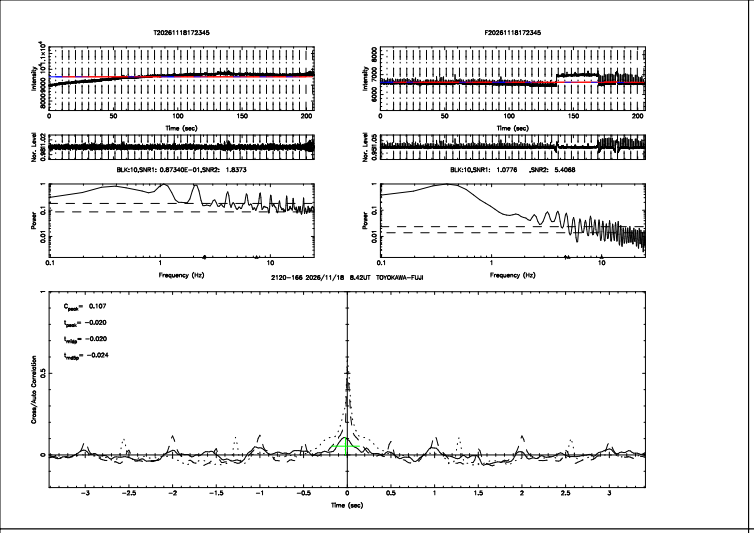
T20261118172345
F20261118172345
BLK:10,SNR1: 0.87340E-01,SNR2: 1.8373
BLK:10,SNR1: 1.0776 ,SNR2: 5.4068
2120-166 2026/11/18 8.42UT TOYOKAWA-FUJI
C_peak= 0.107
t_peak= -0.020
t_edge= -0.020
t_cntr= -0.024

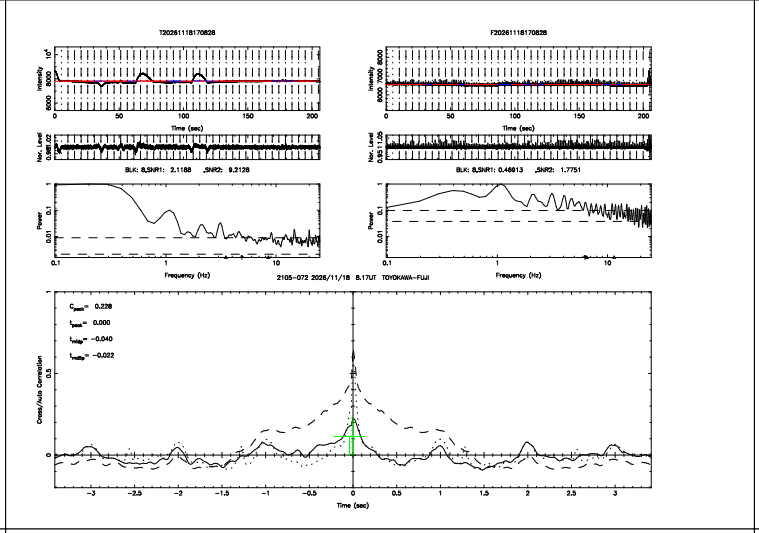
T20261118170828
F20261118170828
BLK: 8,SNR1: 2.1188 ,SNR2: 9.3128
BLK: 8,SNR1: 0.46913 ,SNR2: 1.7751
2105-072 2026/11/18 8.17UT TOYOKAWA-FUJI
C_peak= 0.228
t_peak= 0.000
t_edge= -0.040
t_cntr= -0.022

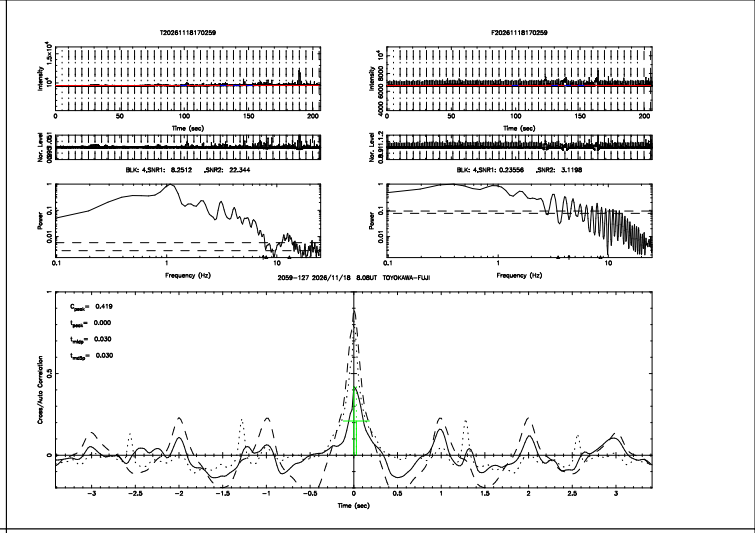
T20261118170259
F20261118170259
BLK: 4,SNR1: 8.2512 ,SNR2: 22.344
BLK: 4,SNR1: 0.23556 ,SNR2: 3.1198
2059-127 2026/11/18 8.08UT TOYOKAWA-FUJI
C_peak= 0.419
t_peak= 0.000
t_edge= 0.030
t_cntr= 0.030

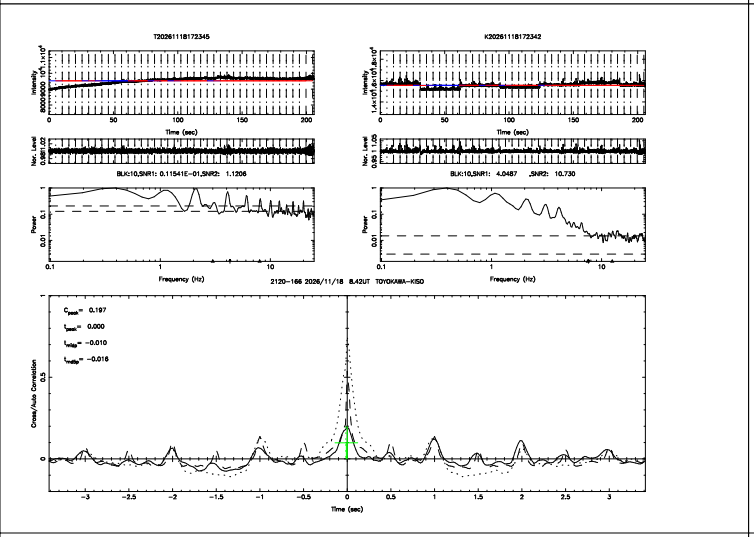
T20261118172345
K20261118172342
BLK:10,SNR1: 0.11541E-01,SNR2: 1.1206
BLK:10,SNR1: 4.0487 ,SNR2: 10.730
2120-166 2026/11/18 8.42UT TOYOKAWA-KISO
C_peak= 0.197
t_peak= 0.000
t_edge= -0.010
t_cntr= -0.016

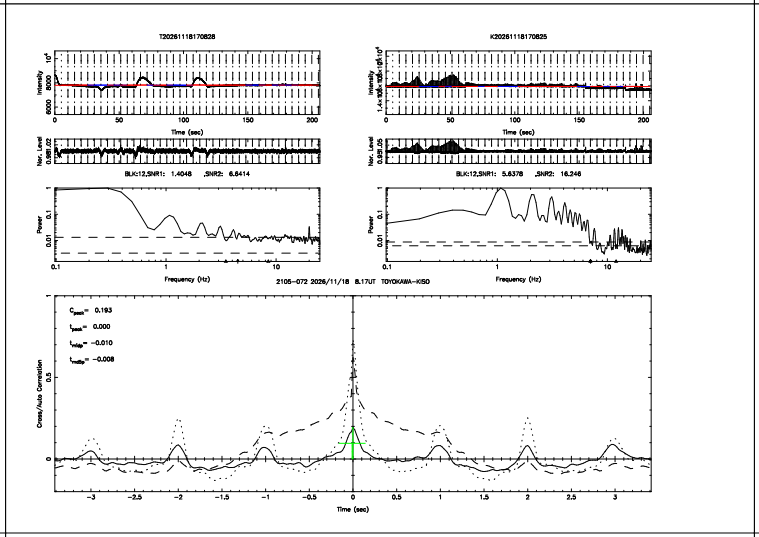
T20261118170828
K20261118170825
BLK:12,SNR1: 1.4048 ,SNR2: 6.6414
BLK:12,SNR1: 5.6378 ,SNR2: 16.246
2105-072 2026/11/18 8.17UT TOYOKAWA-KISO
C_peak= 0.193
t_peak= 0.000
t_edge= -0.010
t_cntr= -0.008

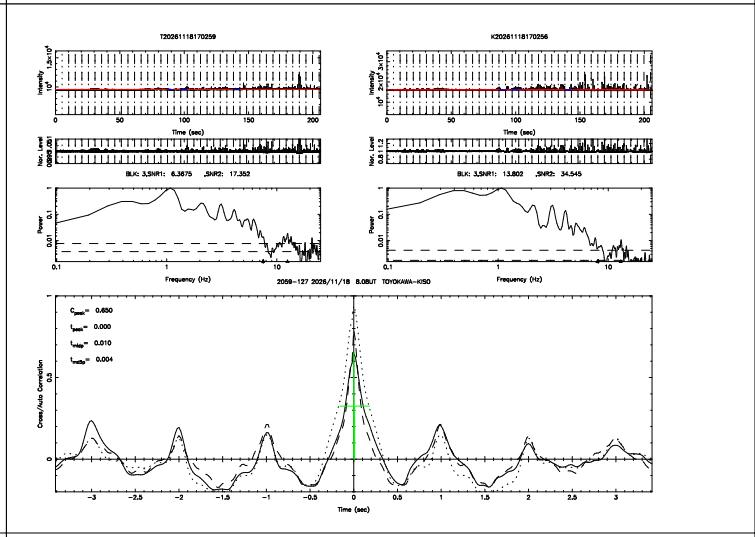
T20261118170259
K20261118170256
BLK: 3,SNR1: 6.3675 ,SNR2: 17.352
BLK: 3,SNR1: 13.802 ,SNR2: 34.545
2059-127 2026/11/18 8.08UT TOYOKAWA-KISO
C_peak= 0.650
t_peak= 0.000
t_edge= 0.010
t_cntr= 0.004

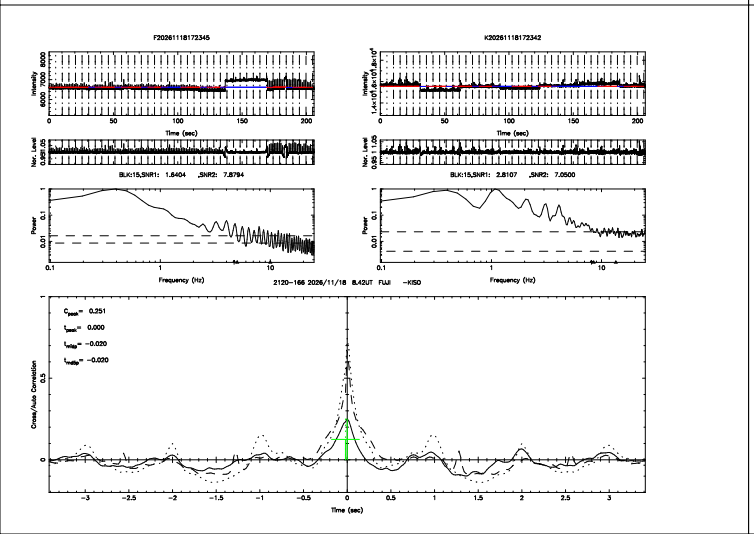
F20261118172345
K20261118172342
BLK:15,SNR1: 1.6404 ,SNR2: 7.8794
BLK:15,SNR1: 2.8107 ,SNR2: 7.0500
2120-166 2026/11/18 8.42UT FUJI -KISO
C_peak= 0.351
t_peak= 0.000
t_edge= -0.020
t_cntr= -0.020

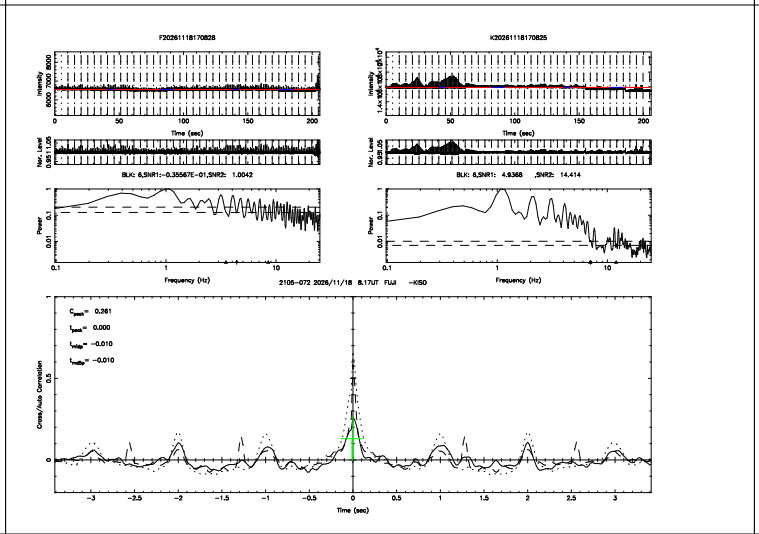
F20261118170828
K20261118170825
BLK: 6,SNR1: -0.35567E-01,SNR2: 1.0042
BLK: 6,SNR1: 4.9368 ,SNR2: 14.414
2105-072 2026/11/18 8.17UT FUJI -KISO
C_peak= 0.261
t_peak= 0.000
t_edge= -0.010
t_cntr= -0.010

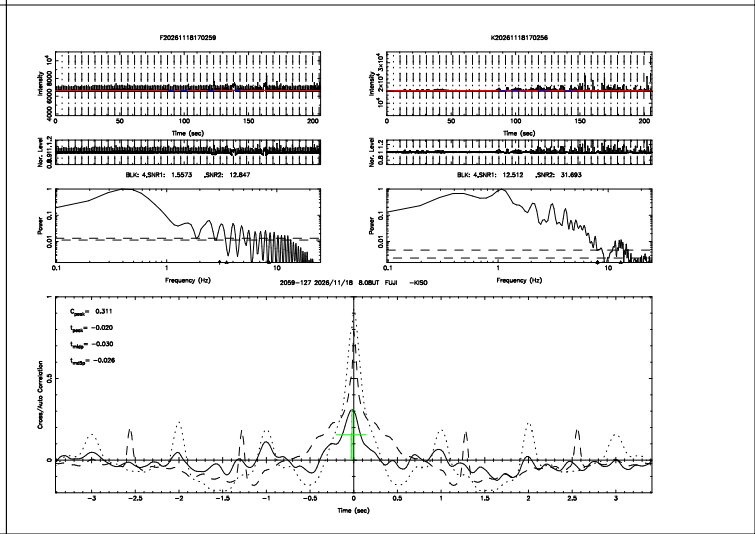
F20261118170259
K20261118170256
BLK: 4,SNR1: 1.5573 ,SNR2: 12.847
BLK: 4,SNR1: 12.512 ,SNR2: 31.693
2059-127 2026/11/18 8.08UT FUJI -KISO
C_peak= 0.311
t_peak= -0.020
t_edge= -0.030
t_cntr= -0.026

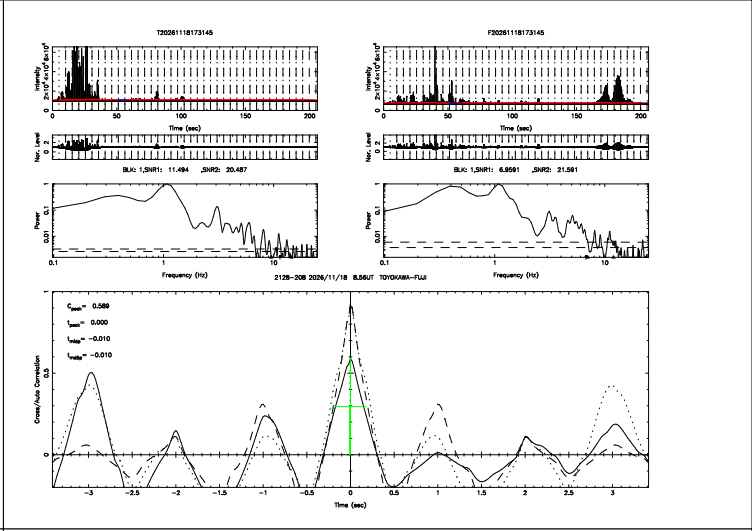
T20261118173145
F20261118173145
Intensity
Time (sec)
Nor. Level
BLK: 1,SNR1: 11.494 ,SNR2: 20.487
BLK: 1,SNR1: 6.9591 ,SNR2: 21.591
Power
Frequency (Hz)
2128-208 2026/11/18 8.56UT TOYOKAWA--FUJI
C_{max}= 0.588
t_{max}= 0.000
t_{edge}= -0.010
t_{delta}= -0.010
Cross/Auto Correlation
Time (sec)

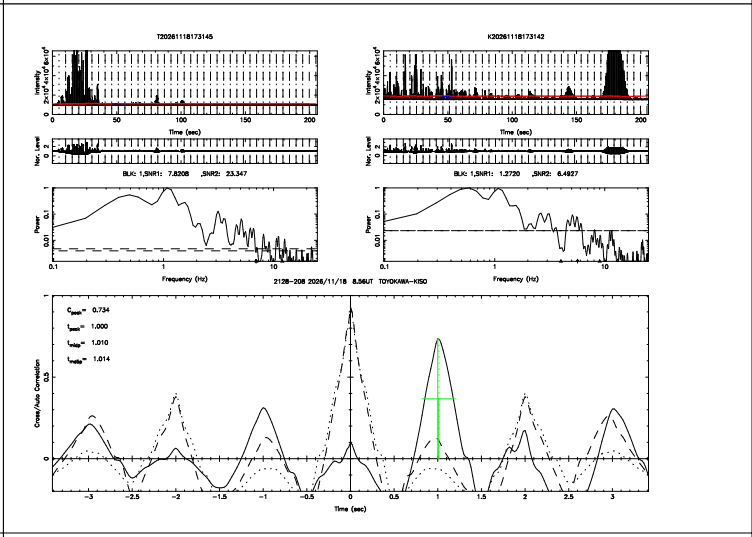
T20261118173145
K20261118173142
Intensity
Time (sec)
Nor. Level
BLK: 1,SNR1: 7.8308 ,SNR2: 23.347
BLK: 1,SNR1: 1.2720 ,SNR2: 6.4927
Power
Frequency (Hz)
2128-208 2026/11/18 8.56UT TOYOKAWA--KISO
C_{max}= 0.734
t_{max}= 1.000
t_{edge}= 1.010
t_{delta}= 1.014
Cross/Auto Correlation
Time (sec)

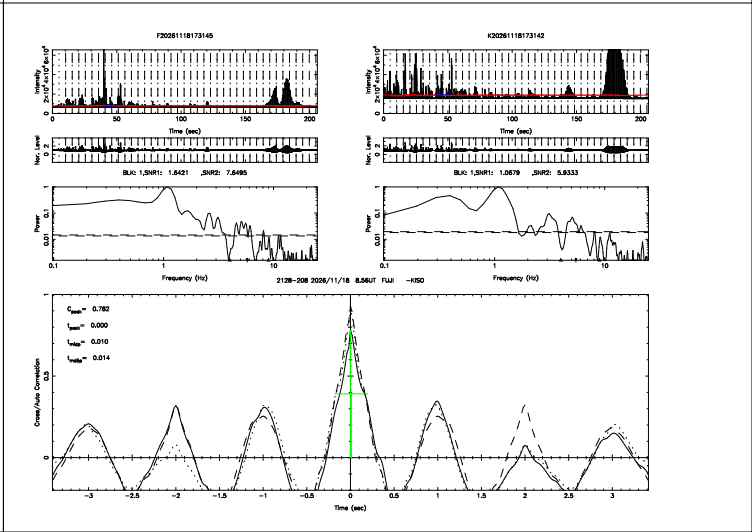
F20261118173145
K20261118173142
Intensity
Time (sec)
Nor. Level
BLK: 1,SNR1: 1.6421 ,SNR2: 7.6495
BLK: 1,SNR1: 1.0679 ,SNR2: 5.9333
Power
Frequency (Hz)
2128-208 2026/11/18 8.56UT FUJI --KISO
C_{max}= 0.782
t_{max}= 0.000
t_{edge}= 0.010
t_{delta}= 0.014
Cross/Auto Correlation
Time (sec)