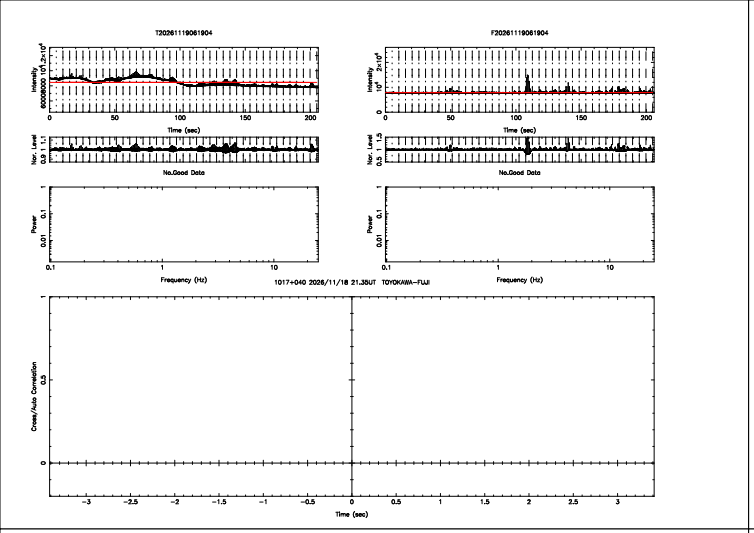
T20261119061904
F20261119061904
No.Good Data
No.Good Data
1017+040 2026/11/18 21.3SUT TOYOKAWA-FUJI
Time (sec)
Frequency (Hz)

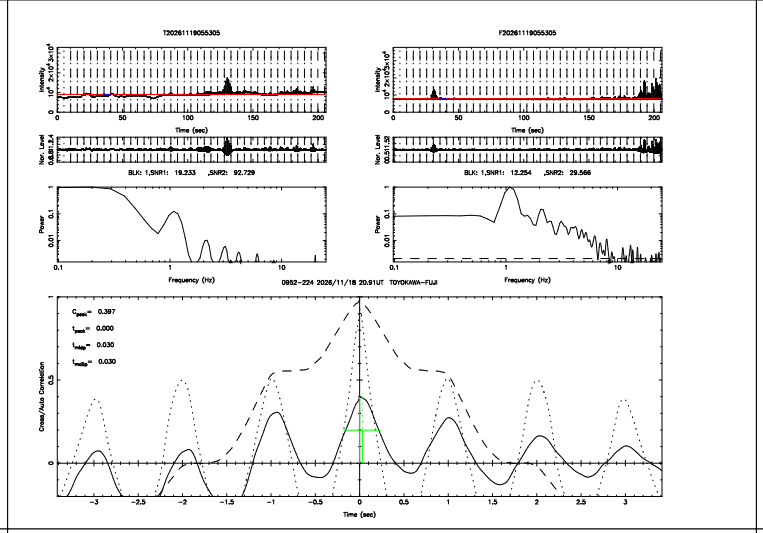
T20261119055305
F20261119055305
BLK: 1,SNR1: 19.233 ,SNR2: 92.729
BLK: 1,SNR1: 12.254 ,SNR2: 29.566
0952-224 2026/11/18 20.9IUT TOYOKAWA-FUJI
C_{peak}= 0.397
t_{peak}= 0.000
t_{edge}= 0.030
t_{width}= 0.030
Time (sec)

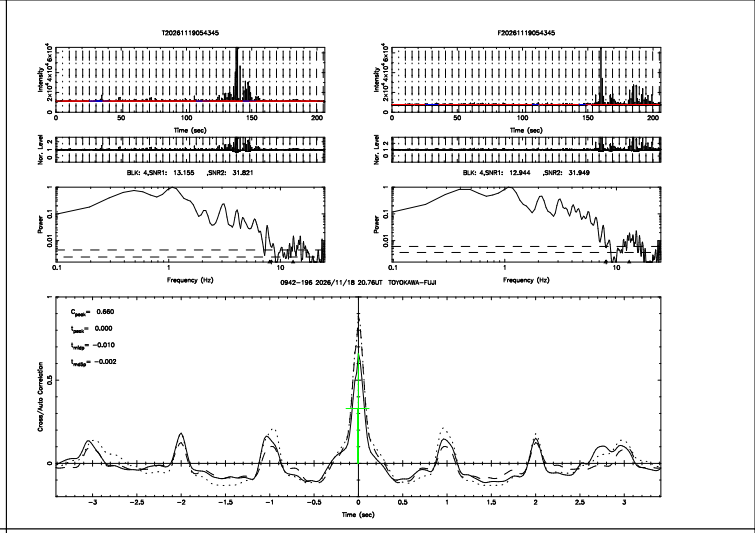
T20261119054345
F20261119054345
BLK: 4,SNR1: 13.155 ,SNR2: 31.821
BLK: 4,SNR1: 12.944 ,SNR2: 31.949
0942-196 2026/11/18 20.7GUT TOYOKAWA-FUJI
C_{peak}= 0.660
t_{peak}= 0.000
t_{edge}= -0.010
t_{width}= -0.002
Time (sec)

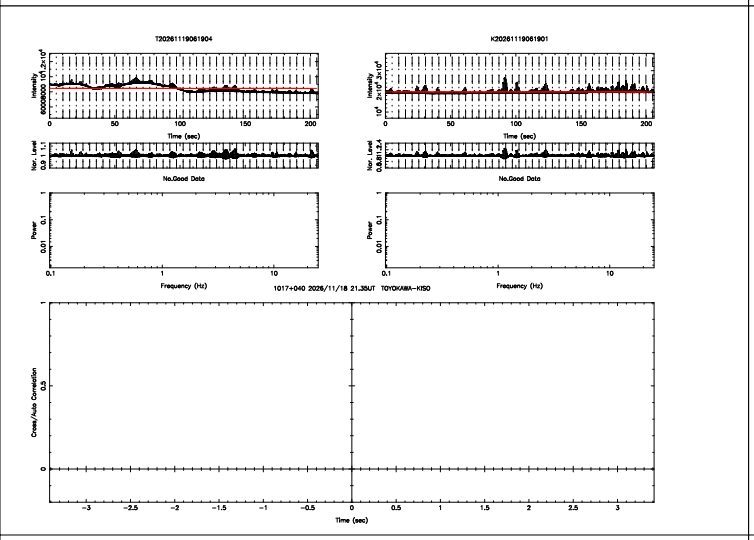
T20261119061904
K20261119061901
No.Good Data
No.Good Data
1017+040 2026/11/18 21.3SUT TOYOKAWA-KISO
Time (sec)
Frequency (Hz)

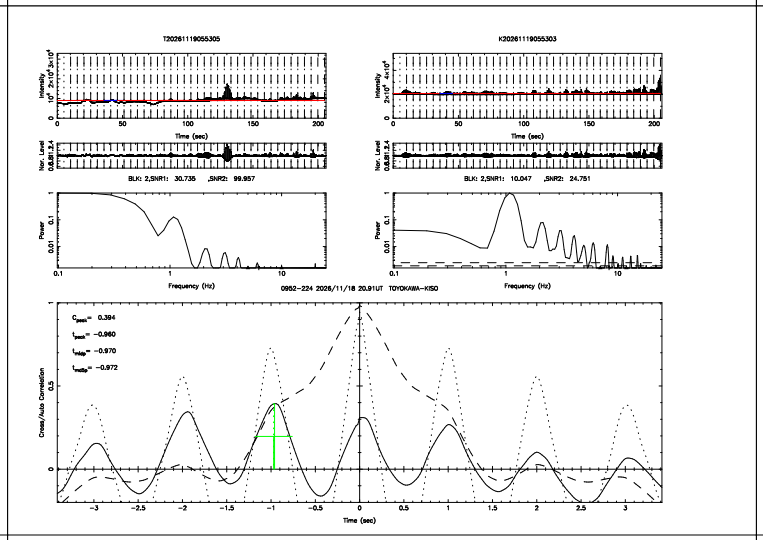
T20261119055305
K20261119055303
BLK: 2,SNR1: 30.735 ,SNR2: 99.957
BLK: 2,SNR1: 10.047 ,SNR2: 24.751
0952-224 2026/11/18 20.9IUT TOYOKAWA-KISO
C_{peak}= 0.394
t_{peak}= -0.960
t_{edge}= -0.970
t_{width}= -0.972
Time (sec)

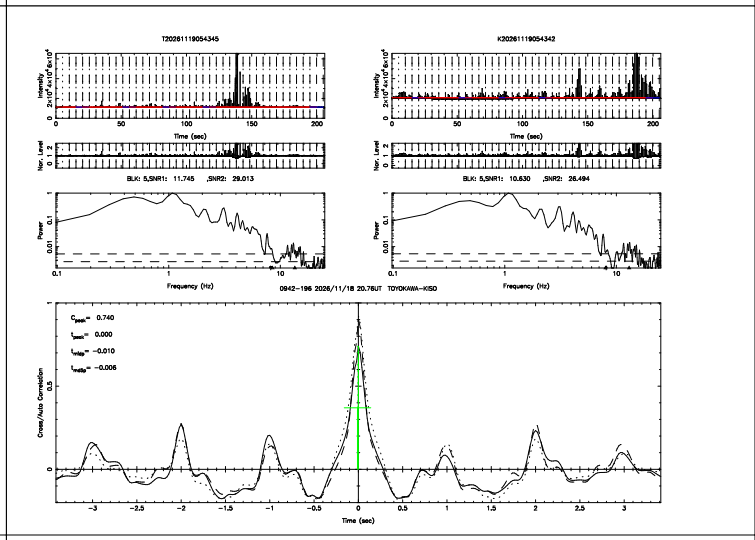
T20261119054345
K20261119054342
BLK: 5,SNR1: 11.745 ,SNR2: 29.013
BLK: 5,SNR1: 10.630 ,SNR2: 26.494
0942-196 2026/11/18 20.7GUT TOYOKAWA-KISO
C_{peak}= 0.740
t_{peak}= 0.000
t_{edge}= -0.010
t_{width}= -0.006
Time (sec)

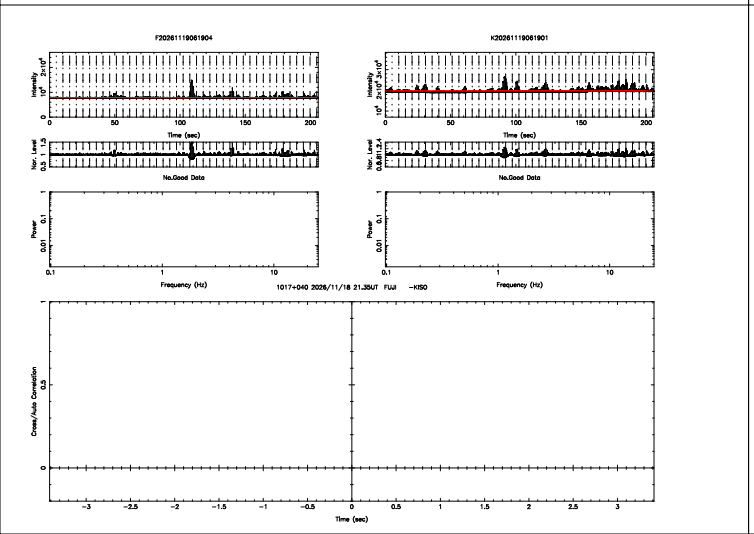
F20261119061904
K20261119061901
No.Good Data
No.Good Data
1017+040 2026/11/18 21.3SUT FUJI -KISO
Time (sec)
Frequency (Hz)

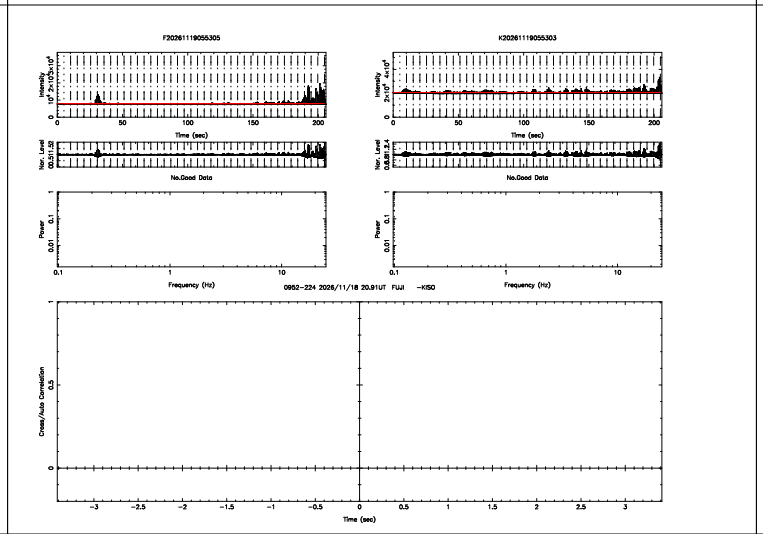
F20261119055305
K20261119055303
No.Good Data
No.Good Data
0952-224 2026/11/18 20.9IUT FUJI -KISO
Time (sec)
Frequency (Hz)

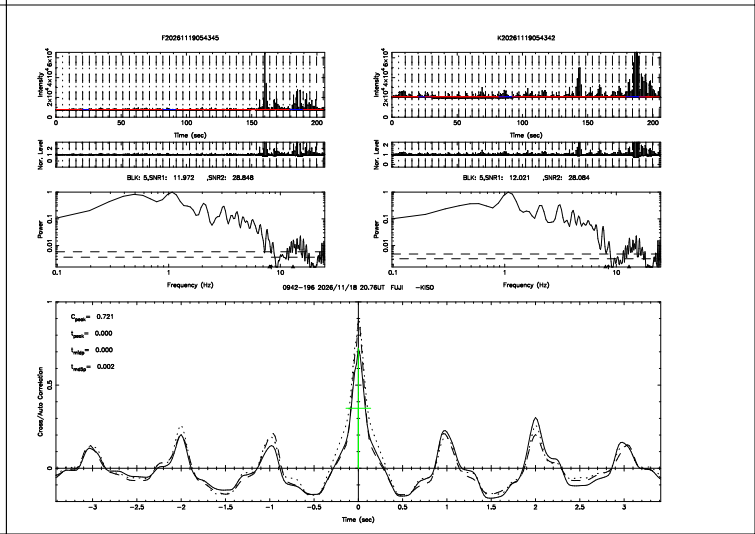
F20261119054345
K20261119054342
BLK: 5,SNR1: 11.972 ,SNR2: 28.548
BLK: 5,SNR1: 12.021 ,SNR2: 28.084
0942-196 2026/11/18 20.7GUT FUJI -KISO
C_{peak}= 0.721
t_{peak}= 0.000
t_{edge}= 0.000
t_{width}= 0.002
Time (sec)

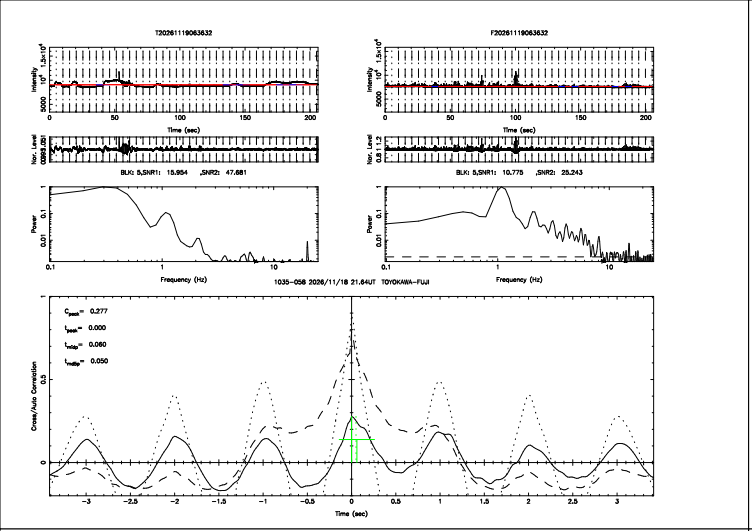
T20261119063632
F20261119063632
BLK: 5,SNR1: 15.954 ,SNR2: 47.681
BLK: 5,SNR1: 10.775 ,SNR2: 25.243
1035-058 2026/11/18 21.64UT TOYOKAWA-FUJI
C_peak= 0.277
t_peak= 0.000
t_mtdp= 0.060
t_mtdp= 0.050
Time (sec)
Frequency (Hz)
Cross/Auto Correlation

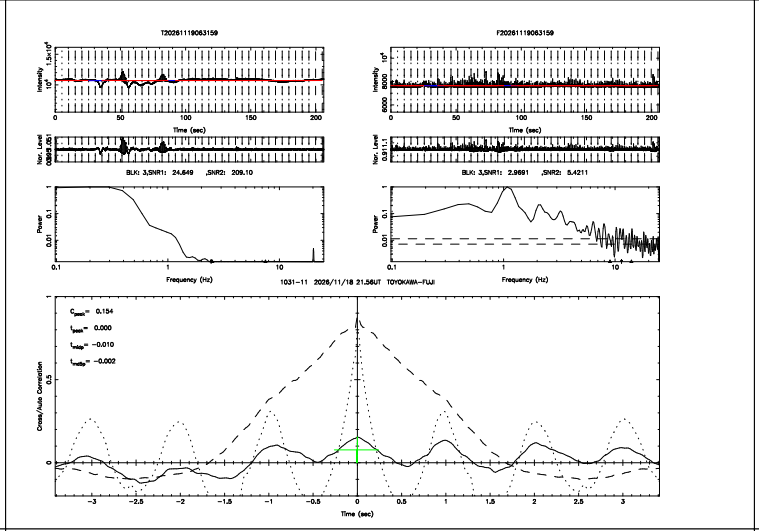
T20261119063159
F20261119063159
BLK: 3,SNR1: 24.649 ,SNR2: 209.10
BLK: 3,SNR1: 2.9691 ,SNR2: 8.4211
1031-11 2026/11/18 21.56UT TOYOKAWA-FUJI
C_peak= 0.134
t_peak= 0.000
t_mtdp= -0.010
t_mtdp= -0.002
Time (sec)
Frequency (Hz)
Cross/Auto Correlation

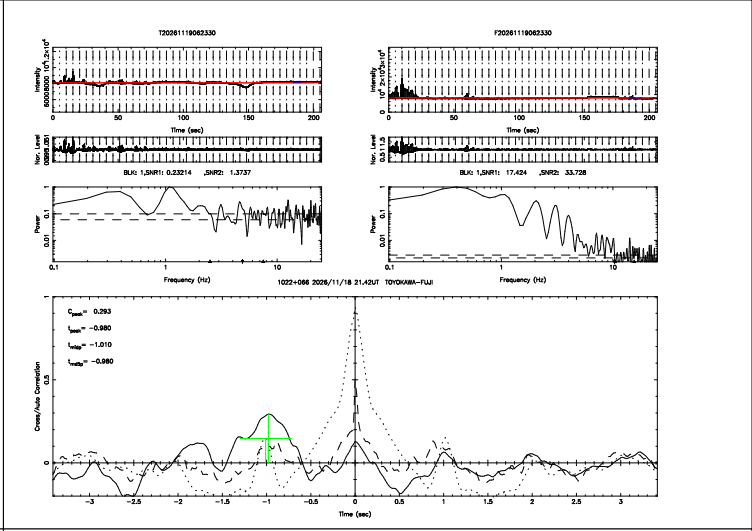
T20261119062330
F20261119062330
BLK: 1,SNR1: 0.23214 ,SNR2: 1.3737
BLK: 1,SNR1: 17.424 ,SNR2: 33.728
1022+066 2026/11/18 21.42UT TOYOKAWA-FUJI
C_peak= 0.293
t_peak= -0.980
t_mtdp= -1.010
t_mtdp= -0.980
Time (sec)
Frequency (Hz)
Cross/Auto Correlation

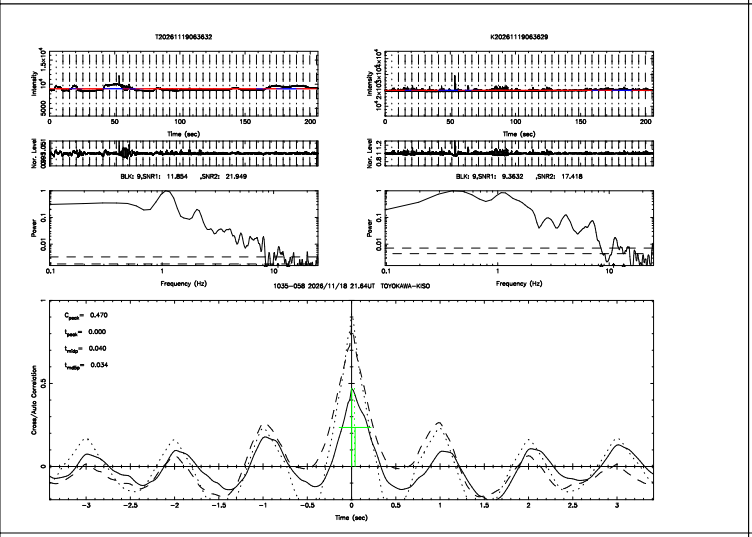
T20261119063632
K20261119063629
BLK: 9,SNR1: 11.854 ,SNR2: 21.949
BLK: 9,SNR1: 9.3632 ,SNR2: 17.418
1035-058 2026/11/18 21.64UT TOYOKAWA-KISO
C_peak= 0.470
t_peak= 0.000
t_mtdp= 0.040
t_mtdp= 0.034
Time (sec)
Frequency (Hz)
Cross/Auto Correlation

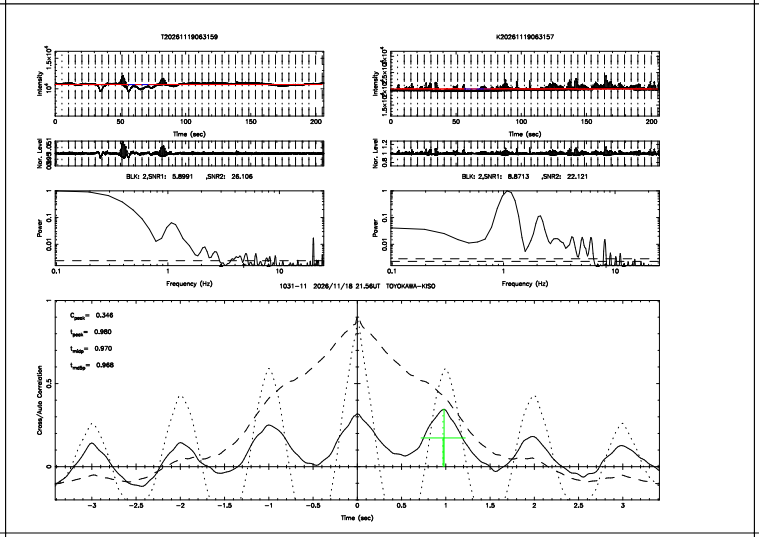
T20261119063159
K20261119063157
BLK: 2,SNR1: 5.8991 ,SNR2: 26.106
BLK: 2,SNR1: 8.8713 ,SNR2: 22.121
1031-11 2026/11/18 21.56UT TOYOKAWA-KISO
C_peak= 0.348
t_peak= 0.980
t_mtdp= 0.970
t_mtdp= 0.968
Time (sec)
Frequency (Hz)
Cross/Auto Correlation

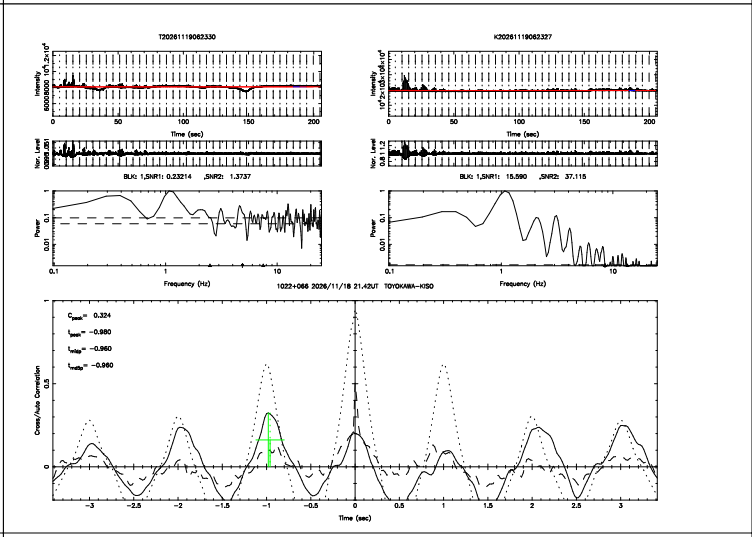
T20261119062330
K20261119062327
BLK: 1,SNR1: 0.23214 ,SNR2: 1.3737
BLK: 1,SNR1: 15.590 ,SNR2: 37.115
1022+066 2026/11/18 21.42UT TOYOKAWA-KISO
C_peak= 0.324
t_peak= -0.980
t_mtdp= -0.960
t_mtdp= -0.960
Time (sec)
Frequency (Hz)
Cross/Auto Correlation

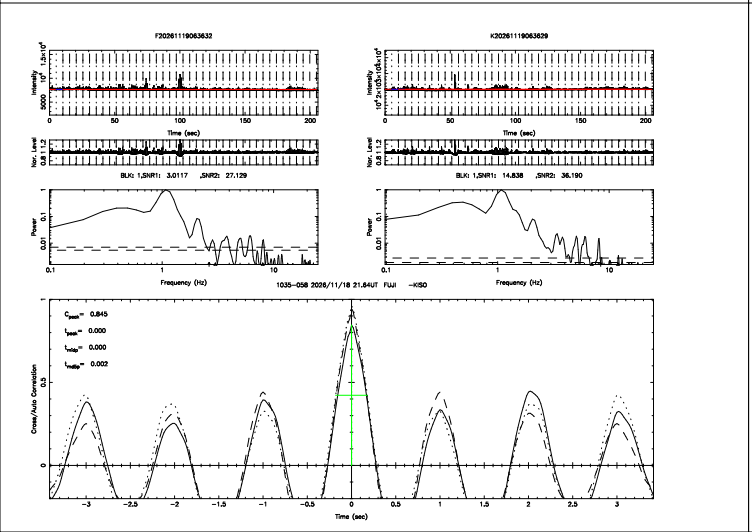
F20261119063632
K20261119063629
BLK: 1,SNR1: 3.0117 ,SNR2: 27.129
BLK: 1,SNR1: 14.838 ,SNR2: 36.190
1035-058 2026/11/18 21.64UT FUJI -KISO
C_peak= 0.845
t_peak= 0.000
t_mtdp= 0.000
t_mtdp= 0.002
Time (sec)
Frequency (Hz)
Cross/Auto Correlation

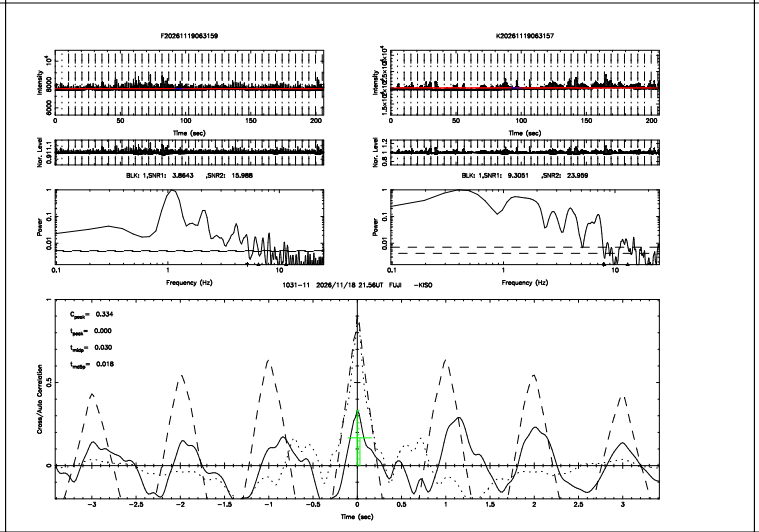
F20261119063159
K20261119063157
BLK: 1,SNR1: 3.8643 ,SNR2: 15.988
BLK: 1,SNR1: 9.3051 ,SNR2: 23.899
1031-11 2026/11/18 21.56UT FUJI -KISO
C_peak= 0.334
t_peak= 0.000
t_mtdp= 0.030
t_mtdp= 0.018
Time (sec)
Frequency (Hz)
Cross/Auto Correlation

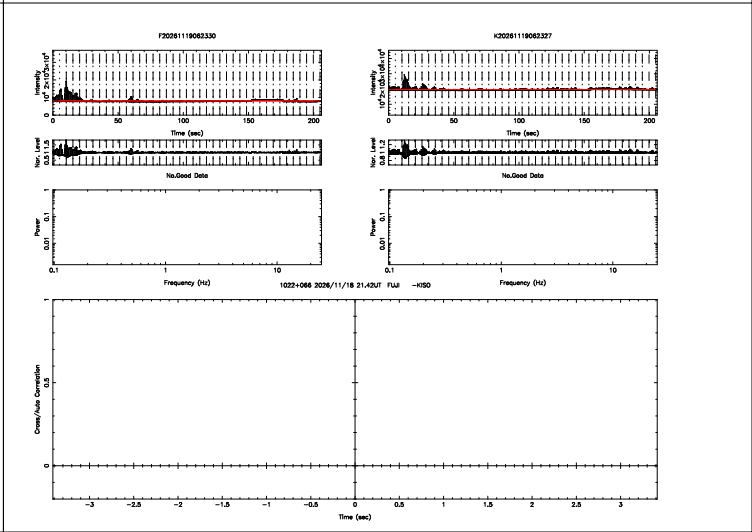
F20261119062330
K20261119062327
No.Good Data
No.Good Data
1022+066 2026/11/18 21.42UT FUJI -KISO
Time (sec)
Frequency (Hz)
Cross/Auto Correlation

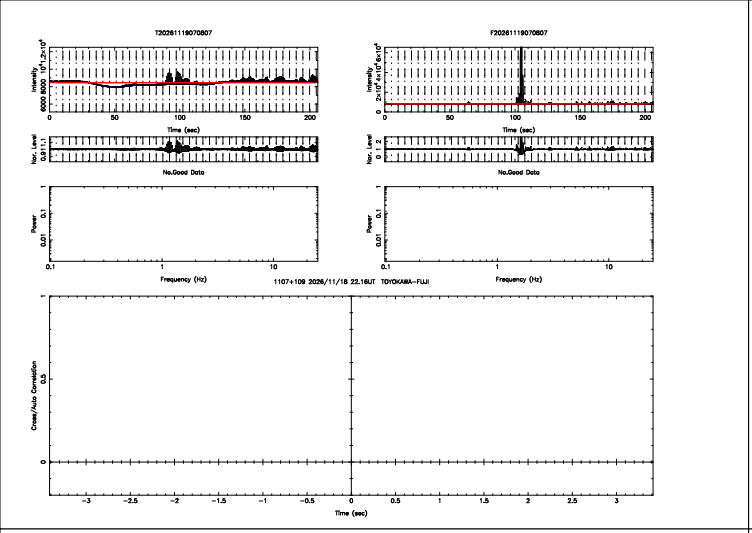
T20261119070807
F20261119070807
No.Good Data
No.Good Data
1107+109 2026/11/18 22.16UT TOYOKAWA-FUJI
Time (sec)
Frequency (Hz)
Cross/Auto Correlation

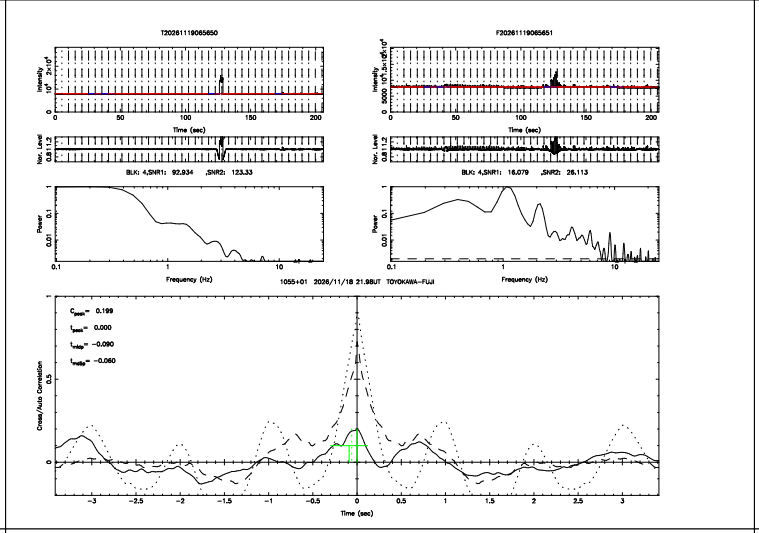
T20261119065650
F20261119065651
BLK: 4,SNR1: 92.934 ,SNR2: 123.33
BLK: 4,SNR1: 16.079 ,SNR2: 26.113
1055+01 2026/11/18 21.98UT TOYOKAWA-FUJI
C_peak= 0.199
t_peak= 0.000
t_rise= -0.090
t_fall= -0.060
Time (sec)
Frequency (Hz)
Cross/Auto Correlation

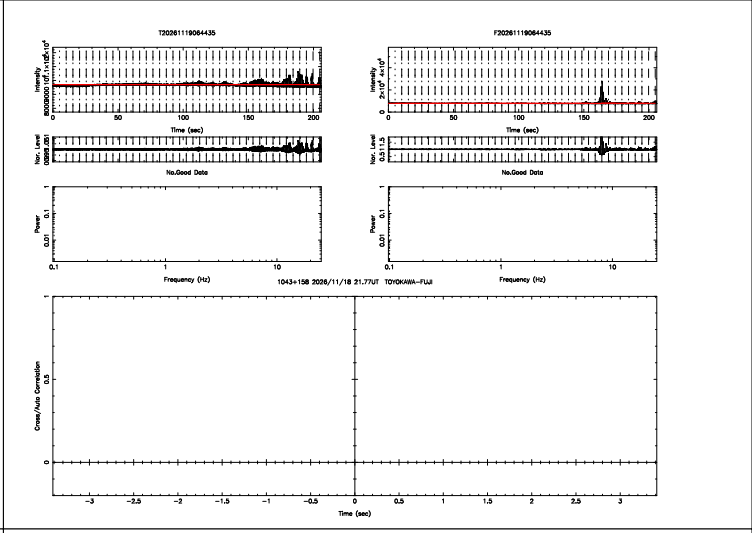
T20261119064435
F20261119064435
No.Good Data
No.Good Data
1043+158 2026/11/18 21.77UT TOYOKAWA-FUJI
Time (sec)
Frequency (Hz)
Cross/Auto Correlation

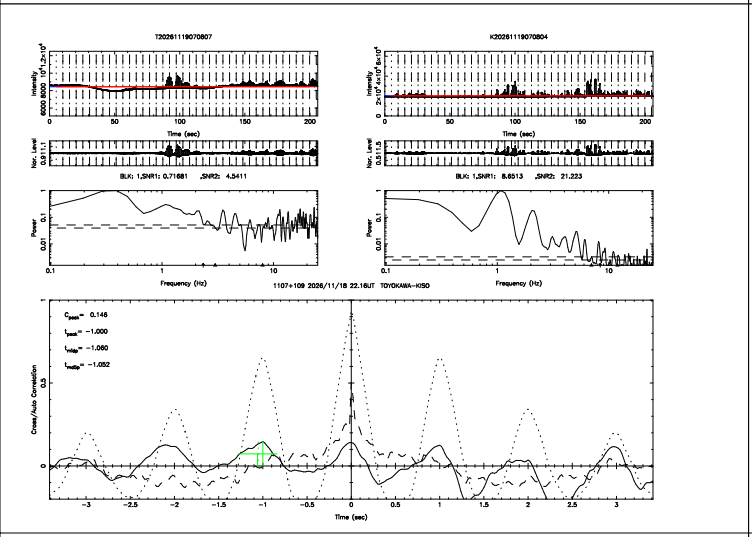
T20261119070807
K20261119070804
BLK: 1,SNR1: 0.71681 ,SNR2: 4.5411
BLK: 1,SNR1: 8.6513 ,SNR2: 21.223
1107+109 2026/11/18 22.16UT TOYOKAWA-KISO
C_peak= 0.146
t_peak= -1.000
t_rise= -1.060
t_fall= -1.052
Time (sec)
Frequency (Hz)
Cross/Auto Correlation

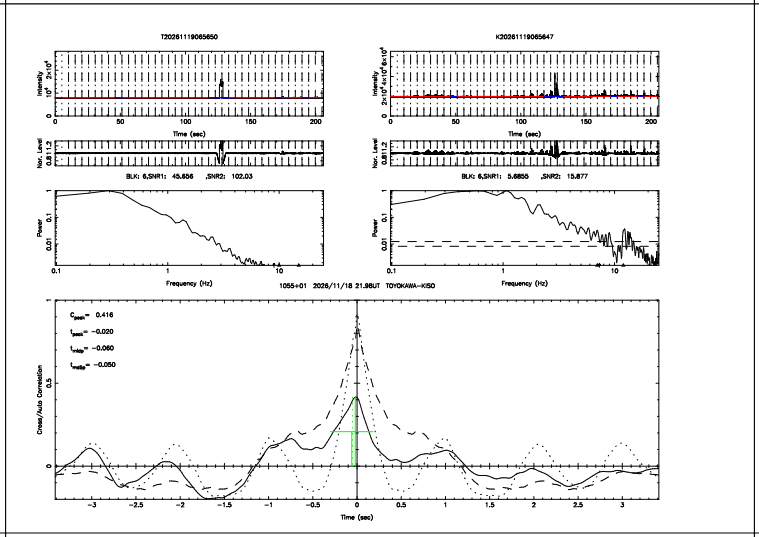
T20261119065650
K20261119065647
BLK: 6,SNR1: 45.636 ,SNR2: 102.03
BLK: 6,SNR1: 5.6855 ,SNR2: 15.877
1055+01 2026/11/18 21.98UT TOYOKAWA-KISO
C_peak= 0.416
t_peak= -0.020
t_rise= -0.060
t_fall= -0.050
Time (sec)
Frequency (Hz)
Cross/Auto Correlation

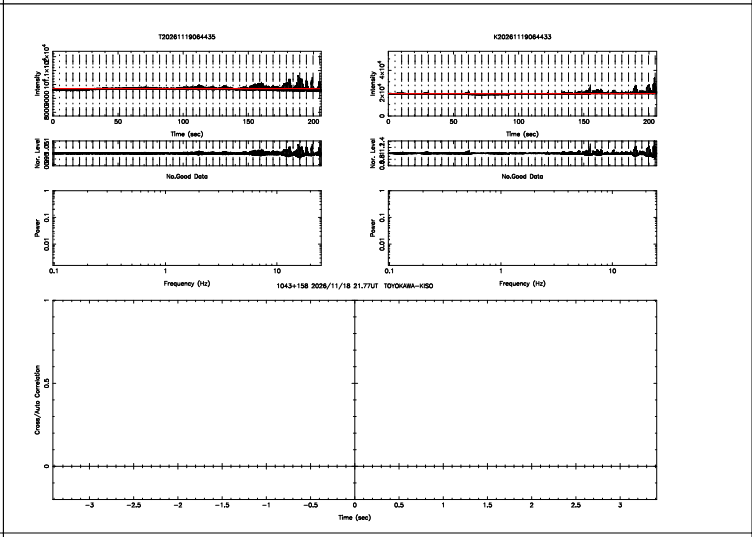
T20261119064435
K20261119064433
No.Good Data
No.Good Data
1043+158 2026/11/18 21.77UT TOYOKAWA-KISO
Time (sec)
Frequency (Hz)
Cross/Auto Correlation

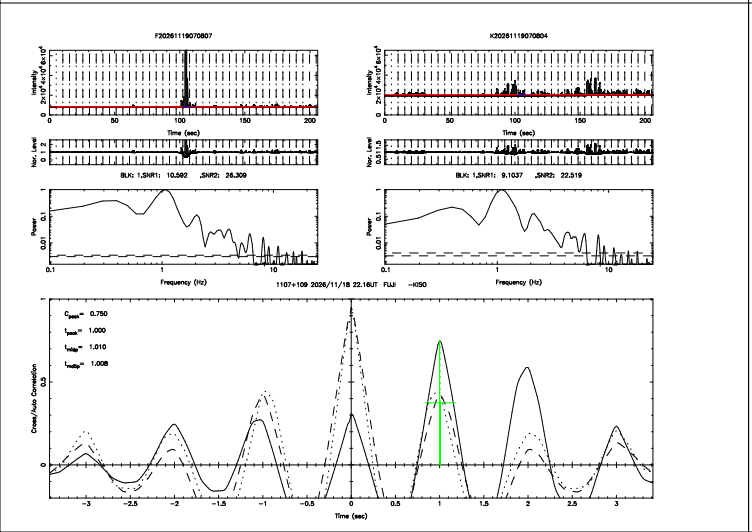
F20261119070807
K20261119070804
BLK: 1,SNR1: 10.592 ,SNR2: 26.309
BLK: 1,SNR1: 9.1037 ,SNR2: 22.519
1107+109 2026/11/18 22.16UT FUJI -KISO
C_peak= 0.750
t_peak= 1.000
t_rise= 1.010
t_fall= 1.008
Time (sec)
Frequency (Hz)
Cross/Auto Correlation

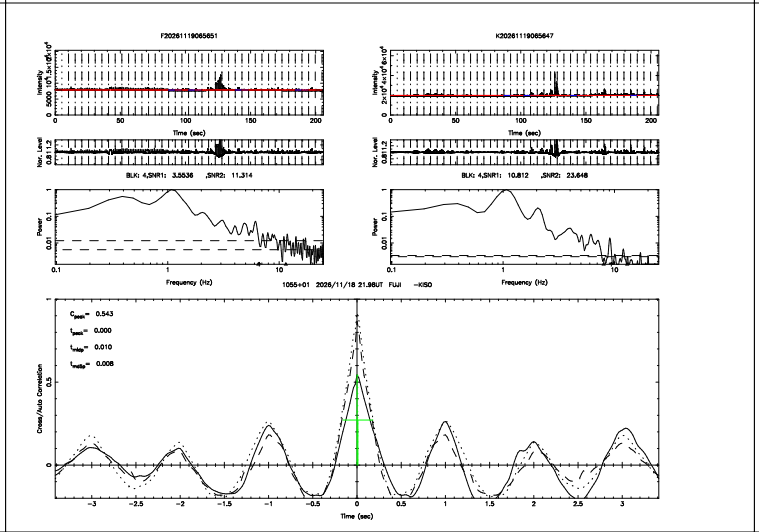
F20261119065651
K20261119065647
BLK: 4,SNR1: 3.5536 ,SNR2: 11.314
BLK: 4,SNR1: 10.812 ,SNR2: 23.648
1055+01 2026/11/18 21.98UT FUJI -KISO
C_peak= 0.543
t_peak= 0.000
t_rise= 0.010
t_fall= 0.008
Time (sec)
Frequency (Hz)
Cross/Auto Correlation

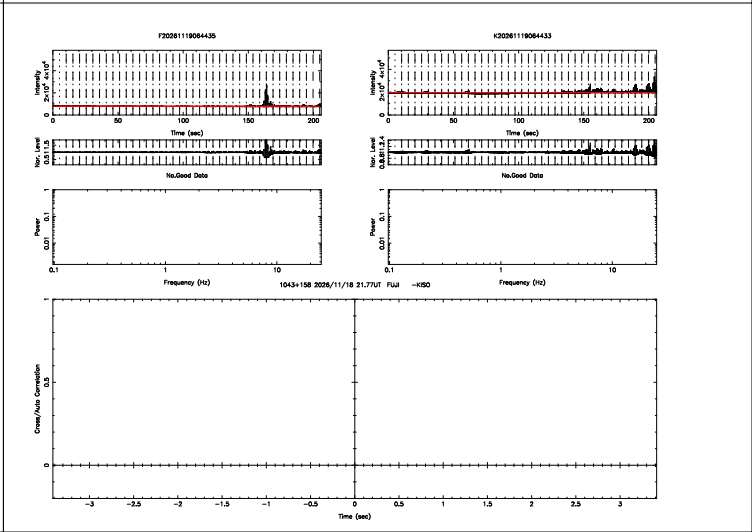
F20261119064435
K20261119064433
No.Good Data
No.Good Data
1043+158 2026/11/18 21.77UT FUJI -KISO
Time (sec)
Frequency (Hz)
Cross/Auto Correlation

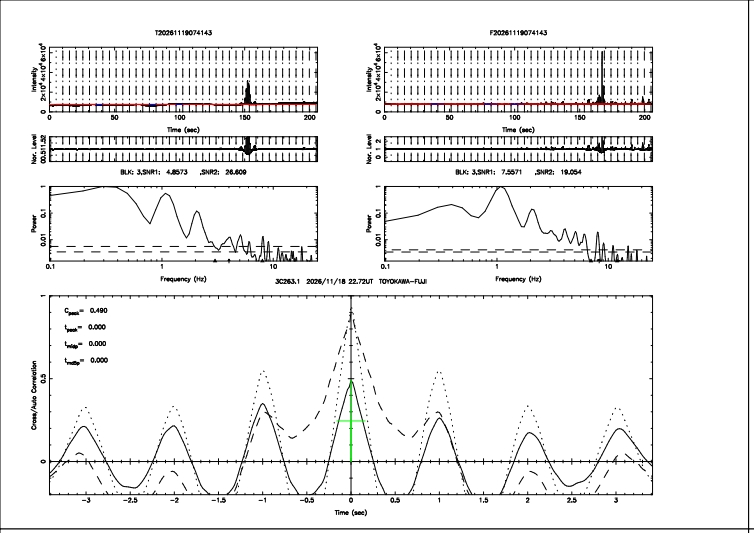
T20261119074143
F20261119074143
BLK: 3,SNR1: 4.8573 ,SNR2: 26.609
BLK: 3,SNR1: 7.5571 ,SNR2: 19.054
3C263.1 2026/11/18 22.72UT TOYOKAWA-FUJI
C_peak= 0.490
t_peak= 0.000
t_edge= 0.000
t_centy= 0.000

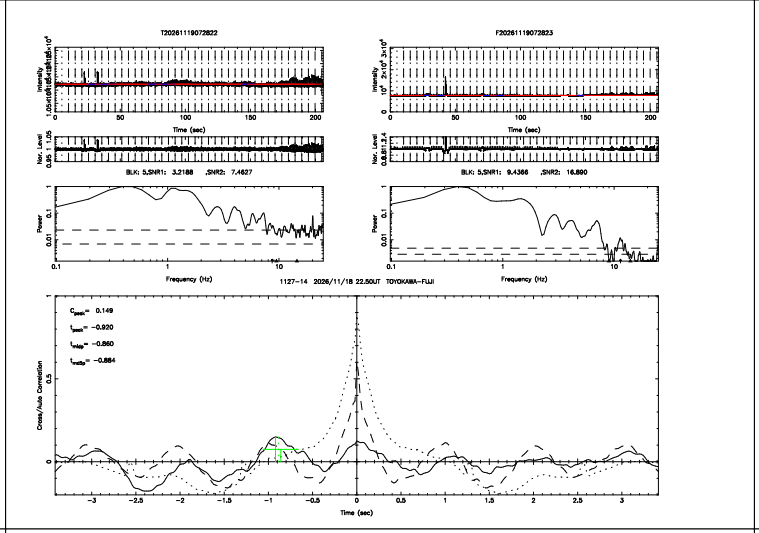
T20261119072822
F20261119072823
BLK: 5,SNR1: 3.2188 ,SNR2: 7.4627
BLK: 5,SNR1: 9.4366 ,SNR2: 16.890
1127-14 2026/11/18 22.50UT TOYOKAWA-FUJI
C_peak= 0.149
t_peak= -0.920
t_edge= -0.860
t_centy= -0.884

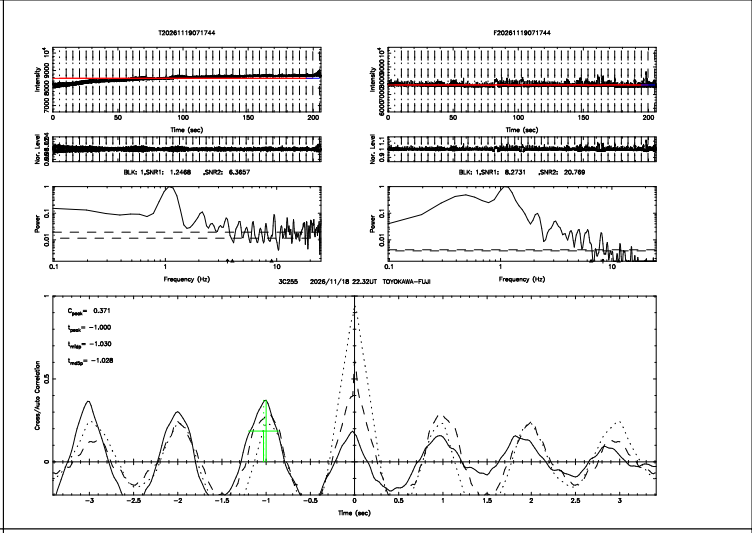
T20261119071744
F20261119071744
BLK: 1,SNR1: 1.2468 ,SNR2: 6.3657
BLK: 1,SNR1: 8.2731 ,SNR2: 20.769
3C255 2026/11/18 22.32UT TOYOKAWA-FUJI
C_peak= 0.371
t_peak= -1.000
t_edge= -1.030
t_centy= -1.028

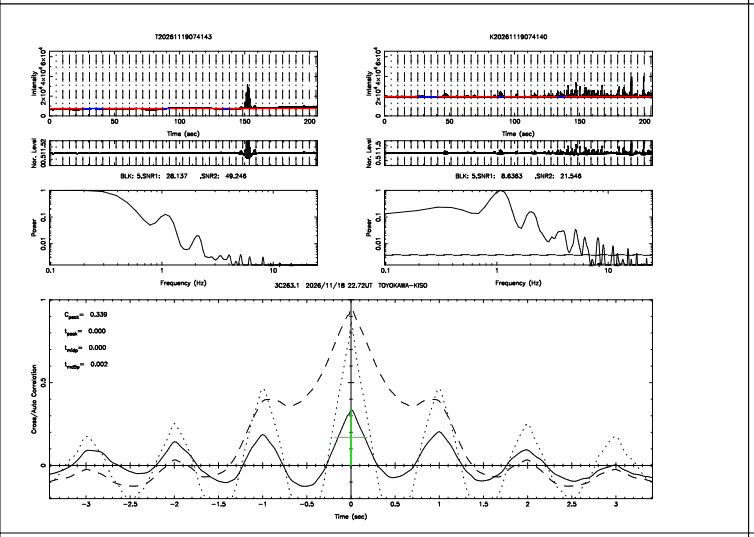
T20261119074143
K20261119074140
BLK: 5,SNR1: 28.137 ,SNR2: 49.246
BLK: 5,SNR1: 8.6363 ,SNR2: 21.546
3C263.1 2026/11/18 22.72UT TOYOKAWA-KISO
C_peak= 0.339
t_peak= 0.000
t_edge= 0.000
t_centy= 0.002

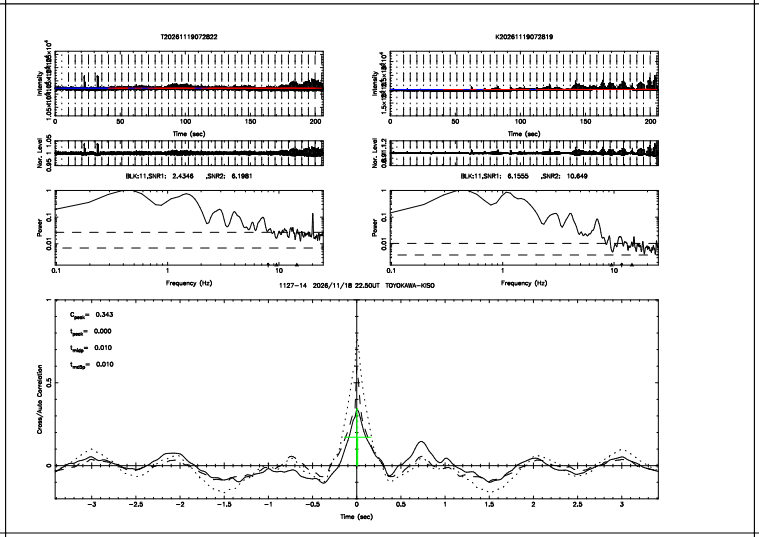
T20261119072822
K20261119072819
BLK:11,SNR1: 2.4346 ,SNR2: 6.1981
BLK:11,SNR1: 6.1555 ,SNR2: 10.649
1127-14 2026/11/18 22.50UT TOYOKAWA-KISO
C_peak= 0.343
t_peak= 0.000
t_edge= 0.010
t_centy= 0.010

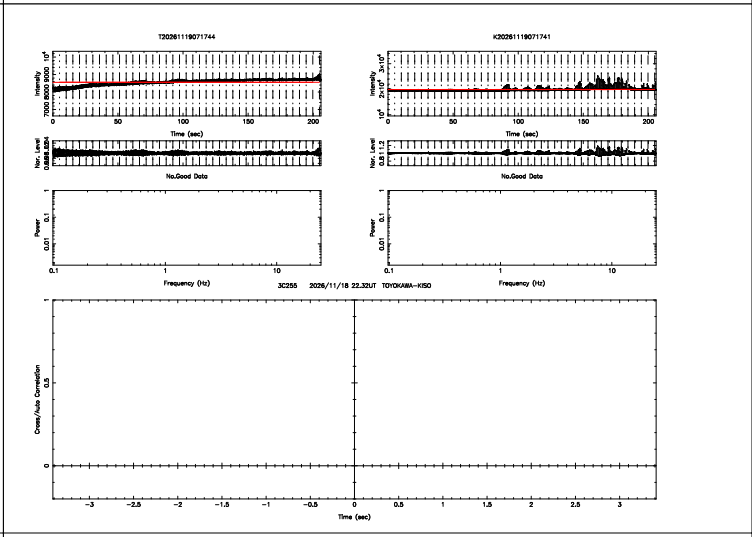
T20261119071744
K20261119071741
No.Good Data
No.Good Data
3C255 2026/11/18 22.32UT TOYOKAWA-KISO

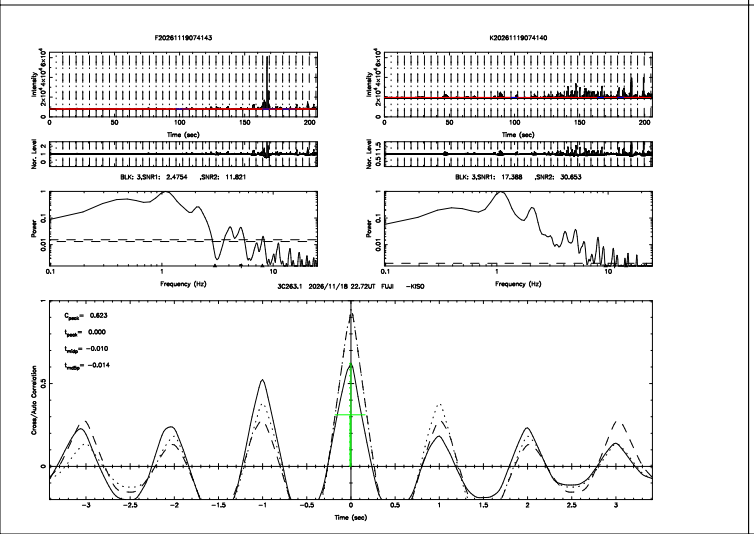
F20261119074143
K20261119074140
BLK: 3,SNR1: 2.4754 ,SNR2: 11.821
BLK: 3,SNR1: 17.388 ,SNR2: 30.653
3C263.1 2026/11/18 22.72UT FUJI -KISO
C_peak= 0.623
t_peak= 0.000
t_edge= -0.010
t_centy= -0.014

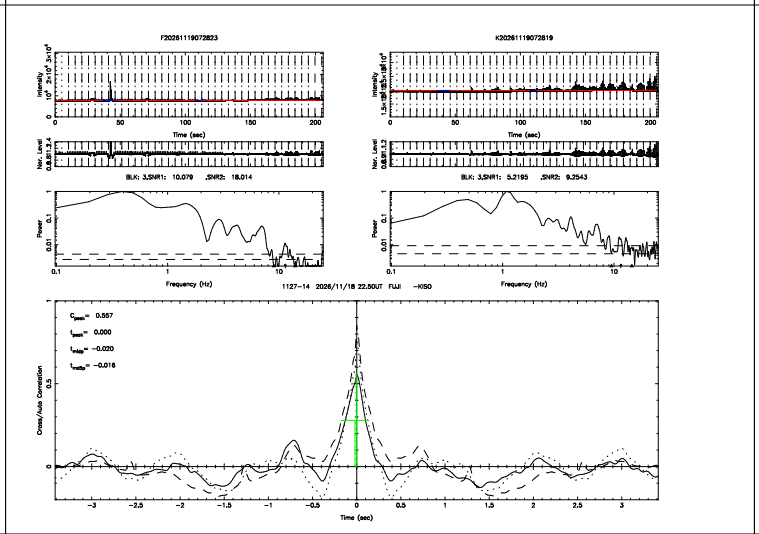
F20261119072823
K20261119072819
BLK: 3,SNR1: 10.079 ,SNR2: 18.014
BLK: 3,SNR1: 5.2195 ,SNR2: 9.2543
1127-14 2026/11/18 22.50UT FUJI -KISO
C_peak= 0.557
t_peak= 0.000
t_edge= -0.020
t_centy= -0.016

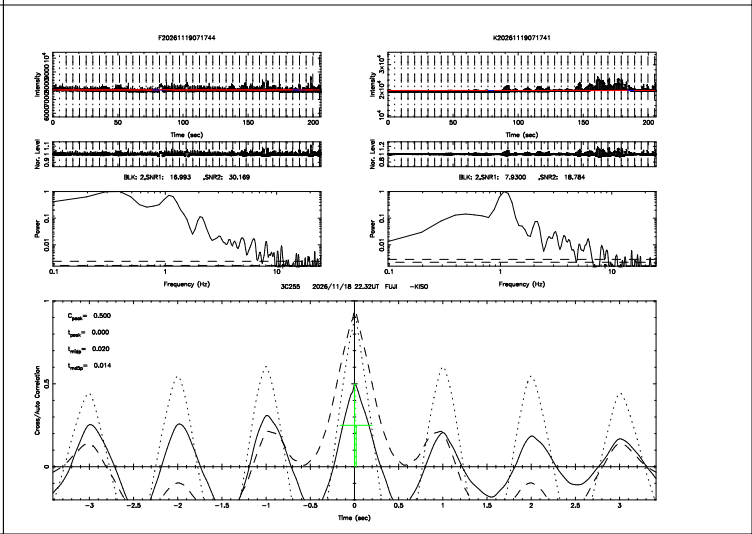
F20261119071744
K20261119071741
BLK: 2,SNR1: 16.993 ,SNR2: 30.169
BLK: 2,SNR1: 7.9300 ,SNR2: 18.784
3C255 2026/11/18 22.32UT FUJI -KISO
C_peak= 0.500
t_peak= 0.000
t_edge= 0.020
t_centy= 0.014

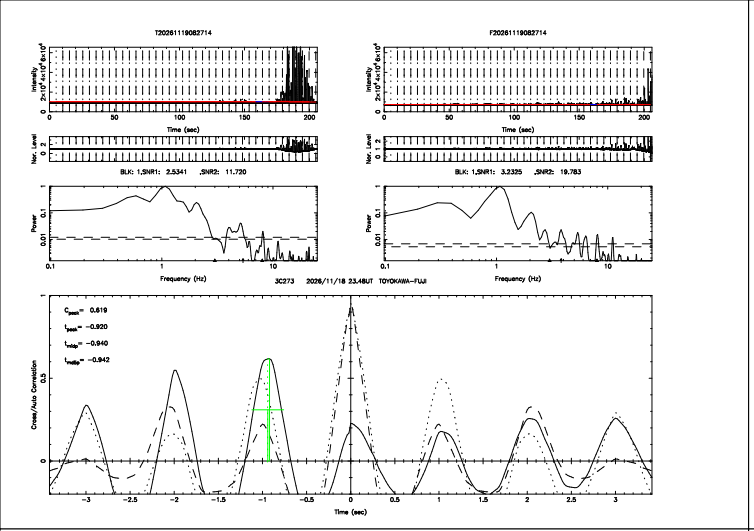
T20261119082714
F20261119082714
BLK: 1,SNR1: 2.5341 ,SNR2: 11.720
BLK: 1,SNR1: 3.2325 ,SNR2: 19.783
3C273 2026/11/18 23.48UT TOYOKAWA-FUJI
C_peak= 0.619
t_peak= -0.920
t_edge= -0.940
t_cntr= -0.942

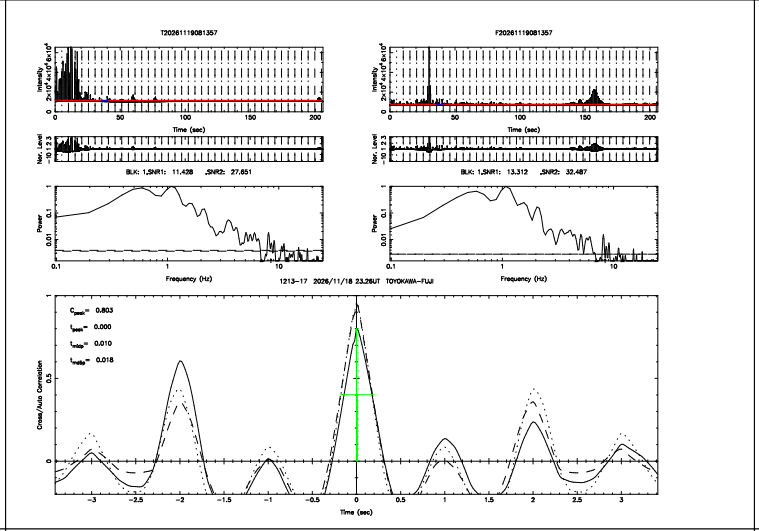
T20261119081357
F20261119081357
BLK: 1,SNR1: 11.428 ,SNR2: 27.651
BLK: 1,SNR1: 13.312 ,SNR2: 32.487
1213-17 2026/11/18 23.26UT TOYOKAWA-FUJI
C_peak= 0.803
t_peak= 0.000
t_edge= 0.010
t_cntr= 0.018

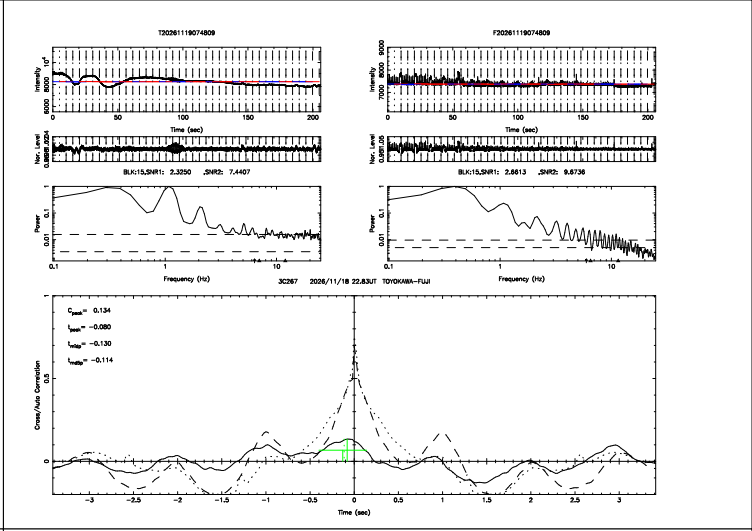
T20261119074809
F20261119074809
BLK:15,SNR1: 2.3250 ,SNR2: 7.4407
BLK:15,SNR1: 2.6613 ,SNR2: 9.6736
3C267 2026/11/18 22.83UT TOYOKAWA-FUJI
C_peak= 0.134
t_peak= -0.080
t_edge= -0.130
t_cntr= -0.114

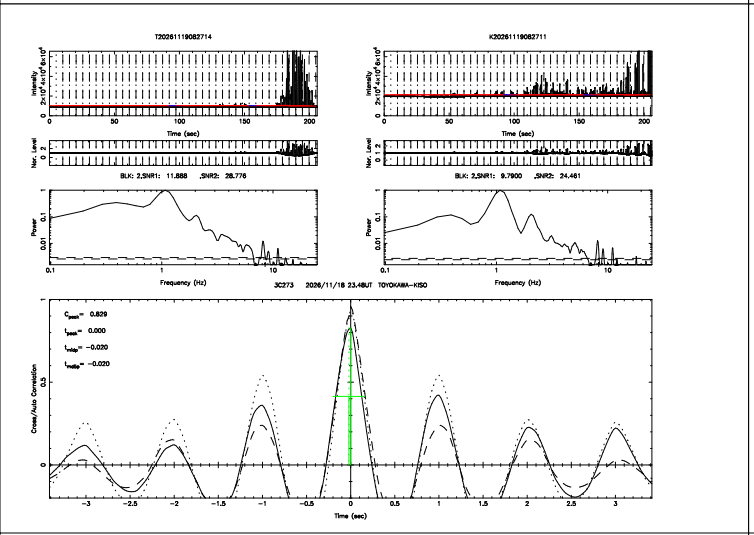
T20261119082714
K20261119082711
BLK: 2,SNR1: 11.888 ,SNR2: 28.776
BLK: 2,SNR1: 9.7900 ,SNR2: 24.461
3C273 2026/11/18 23.48UT TOYOKAWA-KISO
C_peak= 0.829
t_peak= 0.000
t_edge= -0.020
t_cntr= -0.020

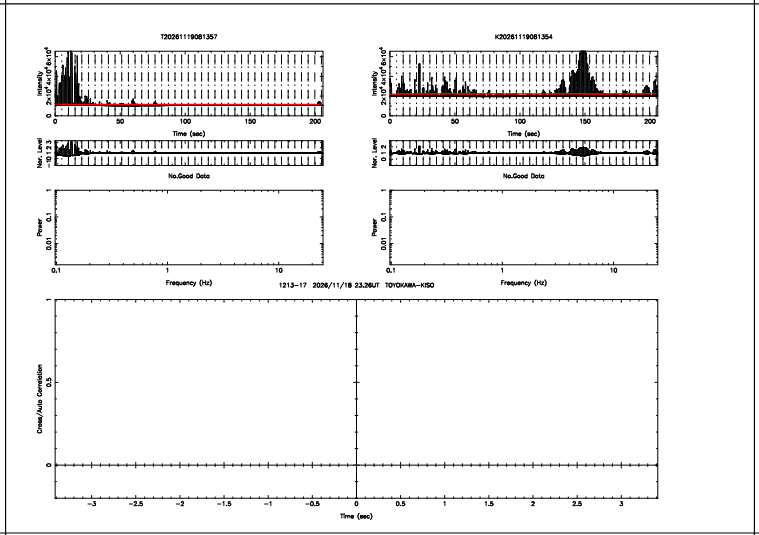
T20261119081357
K20261119081354
No.Good Data
No.Good Data
1213-17 2026/11/18 23.26UT TOYOKAWA-KISO

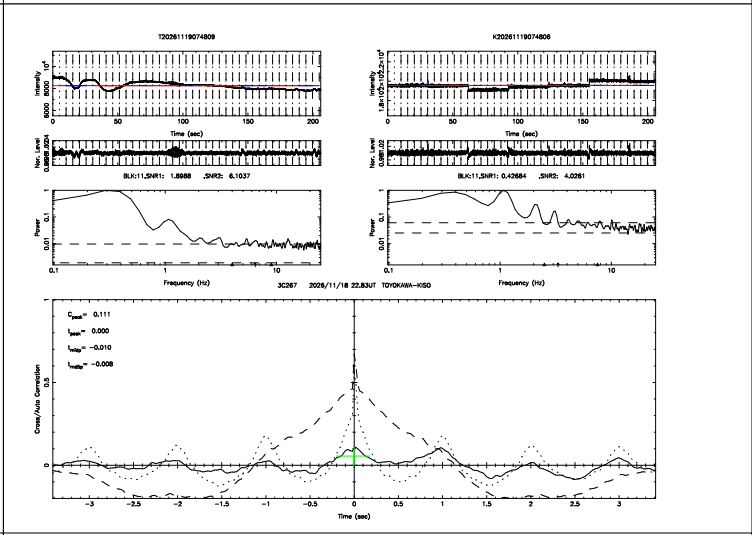
T20261119074809
K20261119074806
BLK:11,SNR1: 1.8888 ,SNR2: 6.1037
BLK:11,SNR1: 0.42684 ,SNR2: 4.0281
3C267 2026/11/18 22.83UT TOYOKAWA-KISO
C_peak= 0.111
t_peak= 0.000
t_edge= -0.010
t_cntr= -0.008

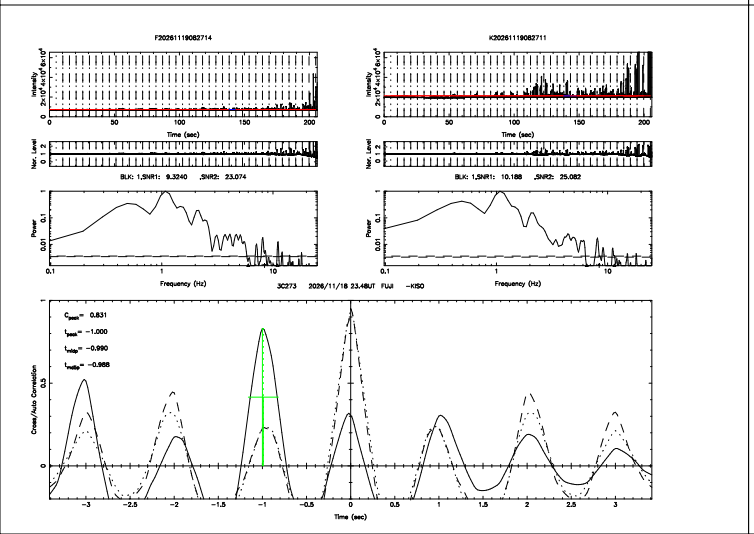
F20261119082714
K20261119082711
BLK: 1,SNR1: 9.3240 ,SNR2: 23.074
BLK: 1,SNR1: 10.188 ,SNR2: 25.082
3C273 2026/11/18 23.48UT FUJI -KISO
C_peak= 0.831
t_peak= -1.000
t_edge= -0.990
t_cntr= -0.988

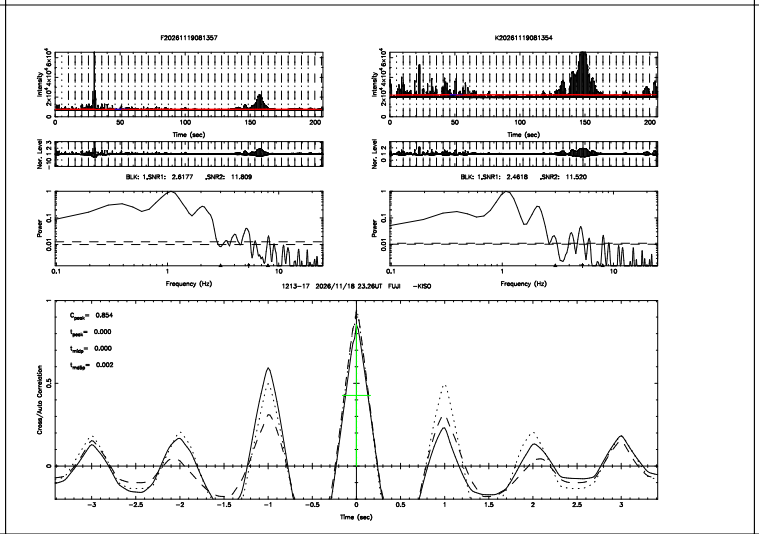
F20261119081357
K20261119081354
BLK: 1,SNR1: 2.6177 ,SNR2: 11.809
BLK: 1,SNR1: 2.4618 ,SNR2: 11.520
1213-17 2026/11/18 23.26UT FUJI -KISO
C_peak= 0.854
t_peak= 0.000
t_edge= 0.000
t_cntr= 0.002

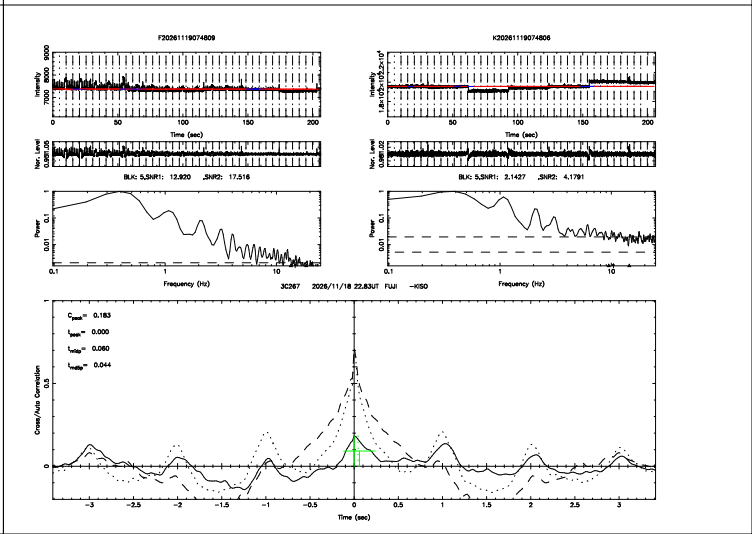
F20261119074809
K20261119074806
BLK: 5,SNR1: 12.920 ,SNR2: 17.516
BLK: 5,SNR1: 2.1427 ,SNR2: 4.1791
3C267 2026/11/18 22.83UT FUJI -KISO
C_peak= 0.183
t_peak= 0.000
t_edge= 0.060
t_cntr= 0.044

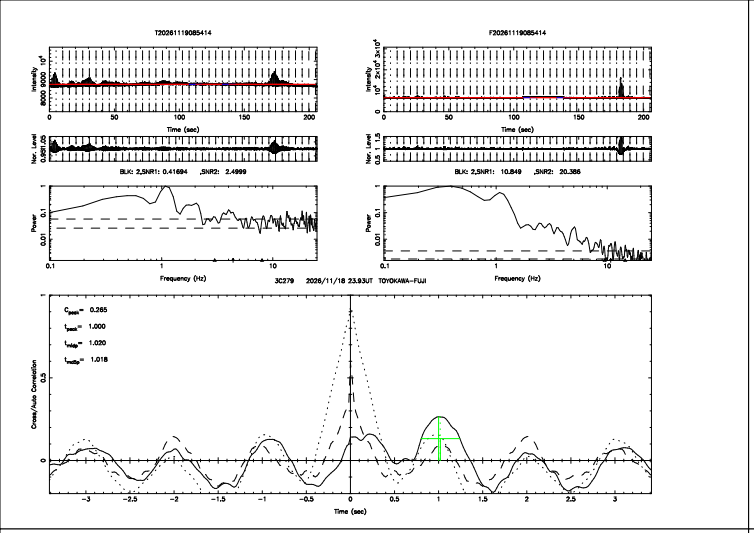
T20261119085414
F20261119085414
BLK: 2,SNR1: 0.41694 ,SNR2: 2.4999
BLK: 2,SNR1: 10.849 ,SNR2: 20.386
3C279 2026/11/18 23.93UT TOYOKAWA-FUJI
C_peak= 0.265
t_peak= 1.000
t_mtbp= 1.020
t_mstbp= 1.018

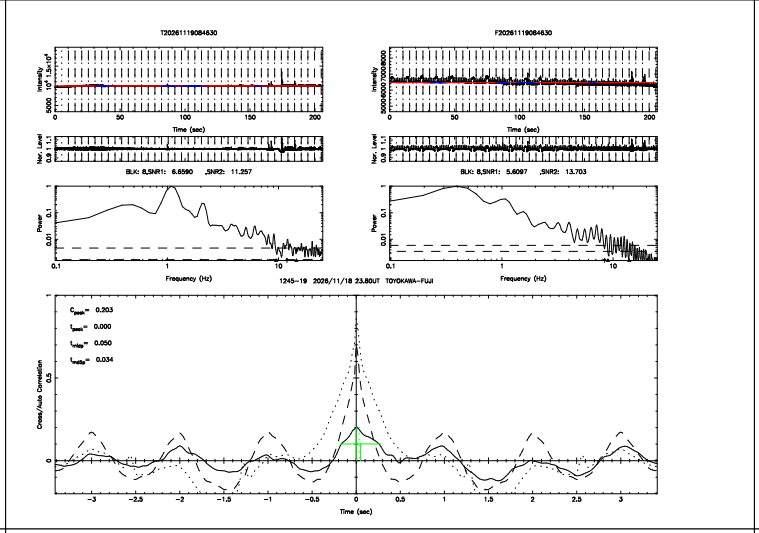
T20261119084630
F20261119084630
BLK: 8,SNR1: 6.6590 ,SNR2: 11.257
BLK: 8,SNR1: 5.6097 ,SNR2: 13.703
1245-19 2026/11/18 23.80UT TOYOKAWA-FUJI
C_peak= 0.303
t_peak= 0.000
t_mtbp= 0.050
t_mstbp= 0.034

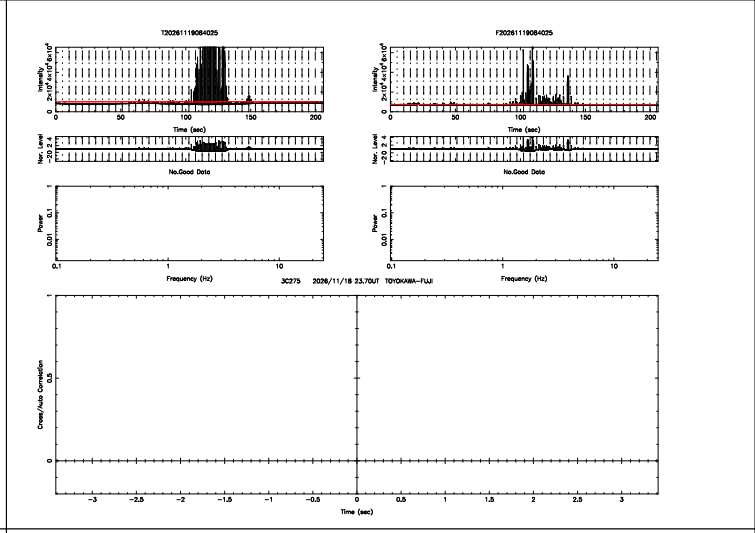
T20261119084025
F20261119084025
No.Good Data
No.Good Data
3C275 2026/11/18 23.70UT TOYOKAWA-FUJI

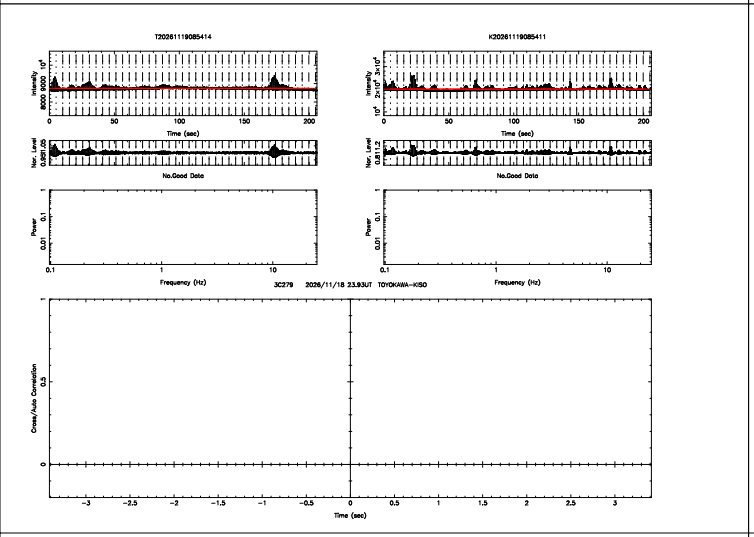
T20261119085414
K20261119085411
No.Good Data
No.Good Data
3C279 2026/11/18 23.93UT TOYOKAWA-KISO

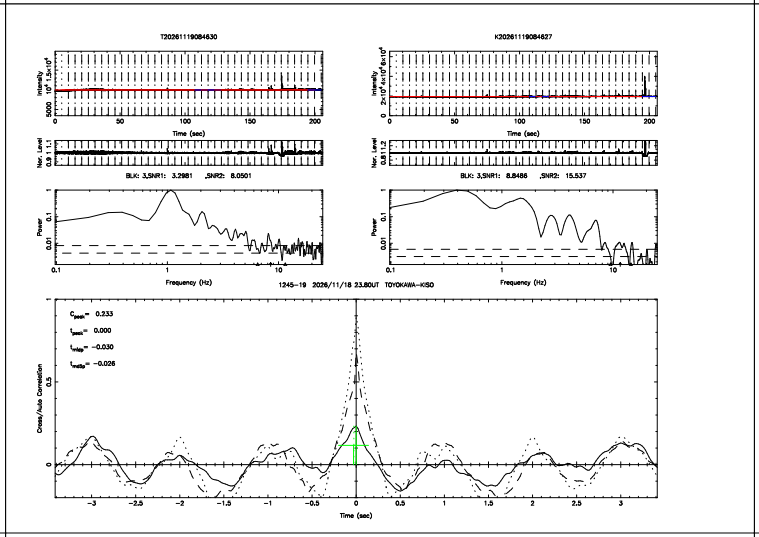
T20261119084630
K20261119084627
BLK: 3,SNR1: 3.2981 ,SNR2: 8.0501
BLK: 3,SNR1: 8.8486 ,SNR2: 15.537
1245-19 2026/11/18 23.80UT TOYOKAWA-KISO
C_peak= 0.233
t_peak= 0.000
t_mtbp= -0.030
t_mstbp= -0.026

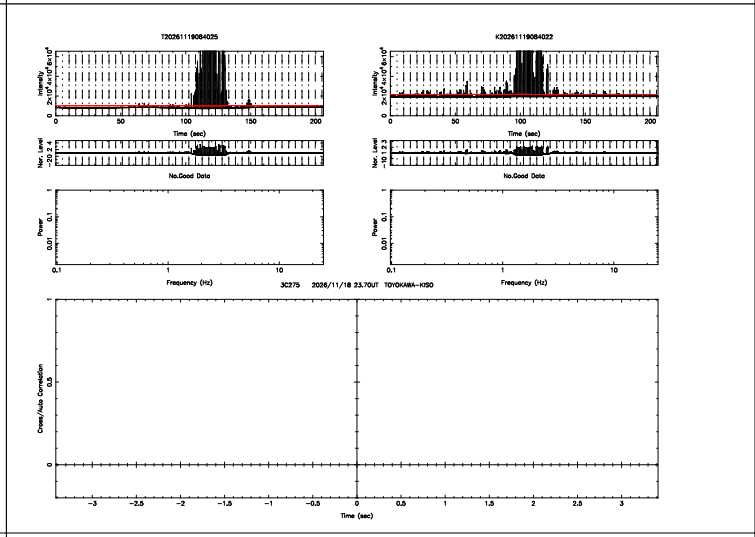
T20261119084025
K20261119084022
No.Good Data
No.Good Data
3C275 2026/11/18 23.70UT TOYOKAWA-KISO

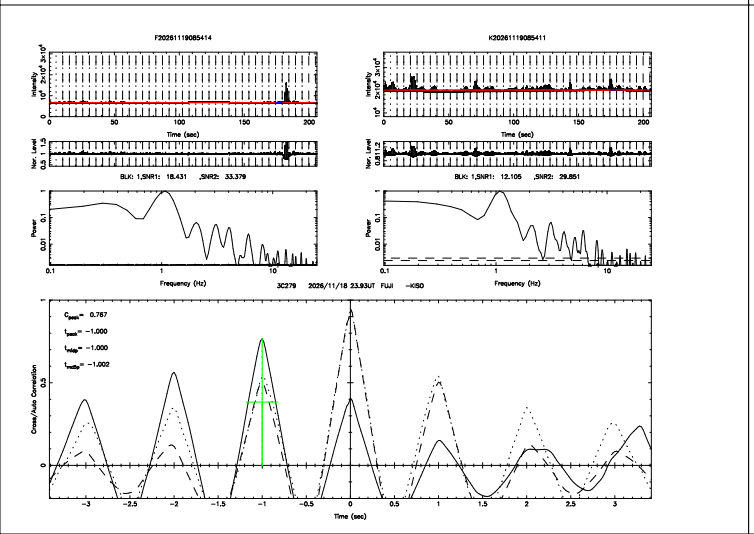
F20261119085414
K20261119085411
BLK: 1,SNR1: 18.431 ,SNR2: 33.379
BLK: 1,SNR1: 12.105 ,SNR2: 29.851
3C279 2026/11/18 23.93UT FUJI -KISO
C_peak= 0.767
t_peak= -1.000
t_mtbp= -1.000
t_mstbp= -1.002

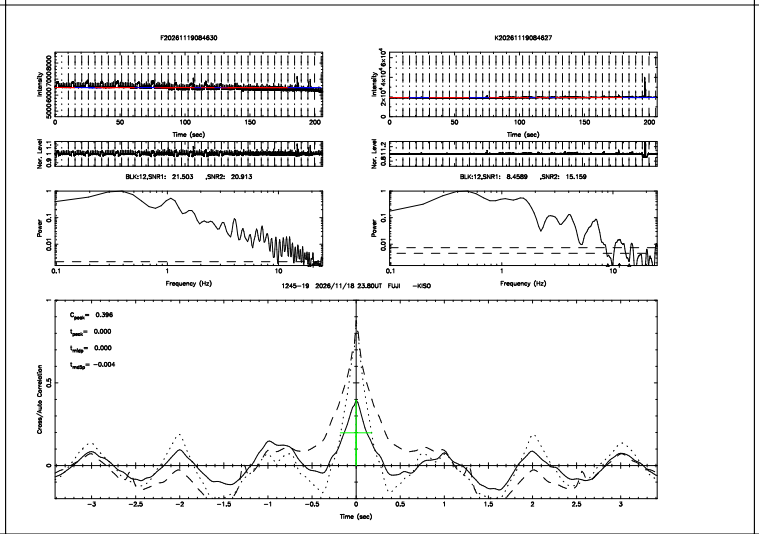
F20261119084630
K20261119084627
BLK:12,SNR1: 21.503 ,SNR2: 20.913
BLK:12,SNR1: 8.4589 ,SNR2: 15.159
1245-19 2026/11/18 23.80UT FUJI -KISO
C_peak= 0.396
t_peak= 0.000
t_mtbp= 0.000
t_mstbp= -0.004

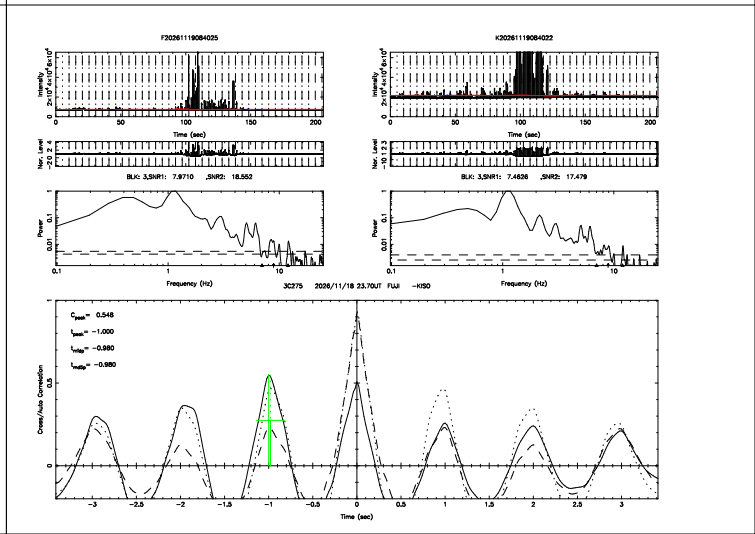
F20261119084025
K20261119084022
BLK: 3,SNR1: 7.9710 ,SNR2: 18.552
BLK: 3,SNR1: 7.4626 ,SNR2: 17.479
3C275 2026/11/18 23.70UT FUJI -KISO
C_peak= 0.548
t_peak= -1.000
t_mtbp= -0.980
t_mstbp= -0.980

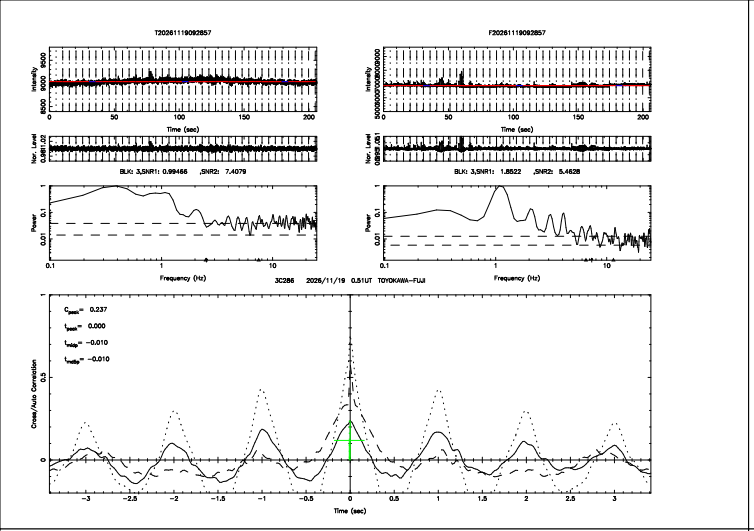
T20261119092857
F20261119092857
BLK: 3,SNR1: 0.99466 ,SNR2: 7.4079
BLK: 3,SNR1: 1.8522 ,SNR2: 5.4628
3C286 2026/11/19 0.51UT TOYOKAWA-FUJI
C_peak= 0.237
t_peak= 0.000
t_edge= −0.010
t_cntr= −0.010

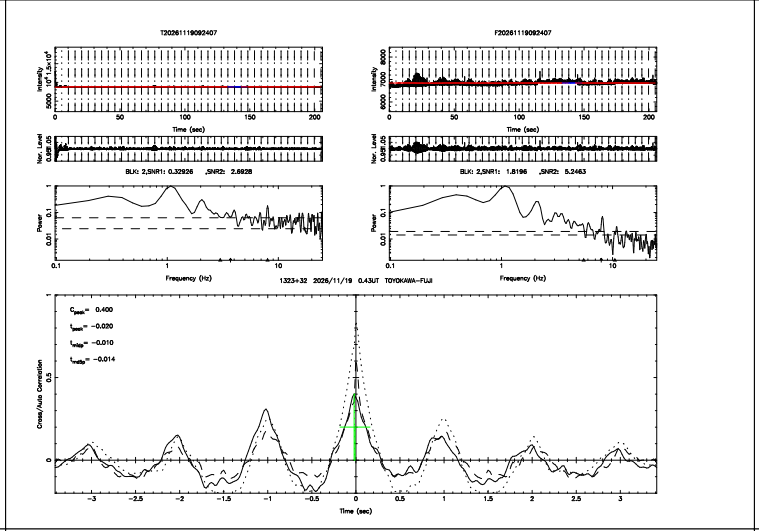
T20261119092407
F20261119092407
BLK: 2,SNR1: 0.32926 ,SNR2: 2.6928
BLK: 2,SNR1: 1.8196 ,SNR2: 5.2463
1323+32 2026/11/19 0.43UT TOYOKAWA-FUJI
C_peak= 0.400
t_peak= −0.020
t_edge= −0.010
t_cntr= −0.014

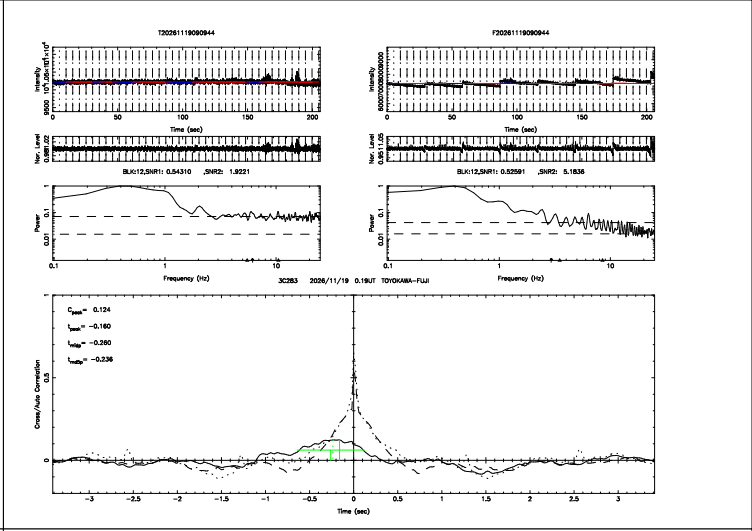
T20261119090944
F20261119090944
BLK12,SNR1: 0.54310 ,SNR2: 1.9221
BLK12,SNR1: 0.52591 ,SNR2: 5.1836
3C283 2026/11/19 0.19UT TOYOKAWA-FUJI
C_peak= 0.124
t_peak= −0.160
t_edge= −0.260
t_cntr= −0.236

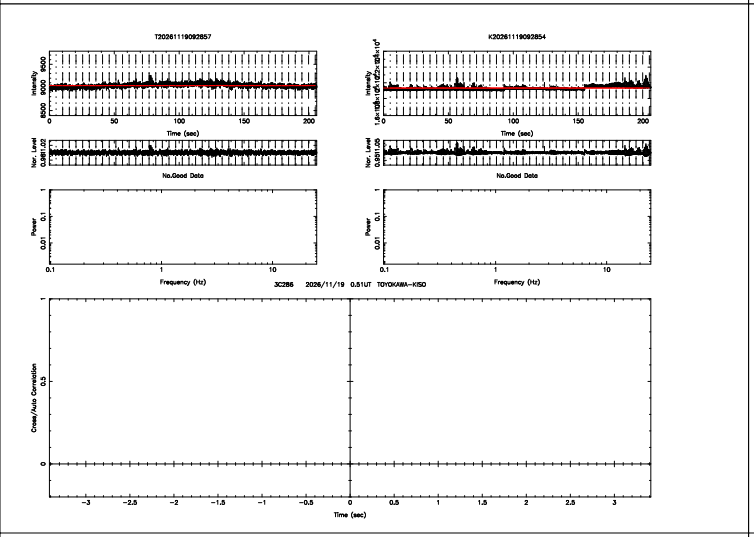
T20261119092857
K20261119093854
No.Good Data
No.Good Data
3C286 2026/11/19 0.51UT TOYOKAWA-KISO

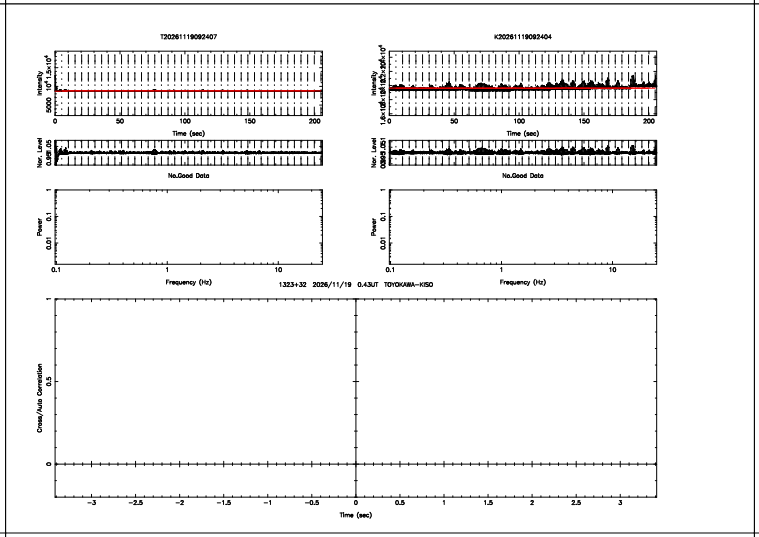
T20261119092407
K20261119092404
No.Good Data
No.Good Data
1323+32 2026/11/19 0.43UT TOYOKAWA-KISO

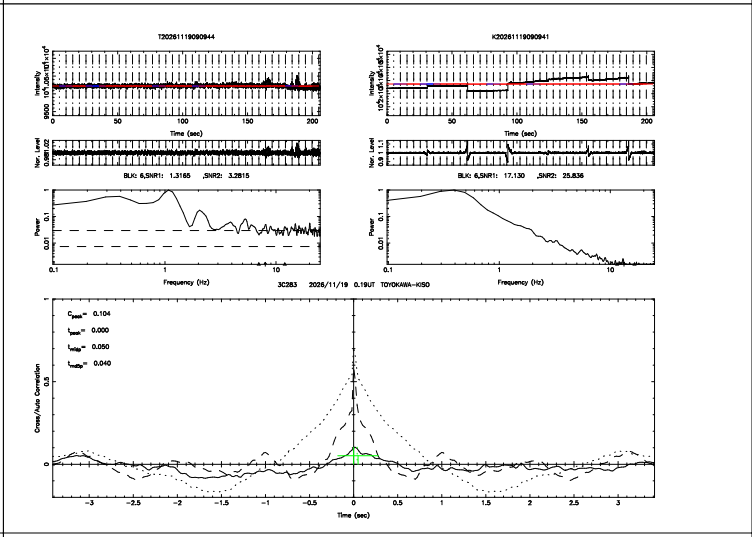
T20261119090944
K20261119090941
BLK: 6,SNR1: 1.3165 ,SNR2: 3.2815
BLK: 6,SNR1: 17.130 ,SNR2: 25.836
3C283 2026/11/19 0.19UT TOYOKAWA-KISO
C_peak= 0.104
t_peak= 0.000
t_edge= 0.050
t_cntr= 0.040

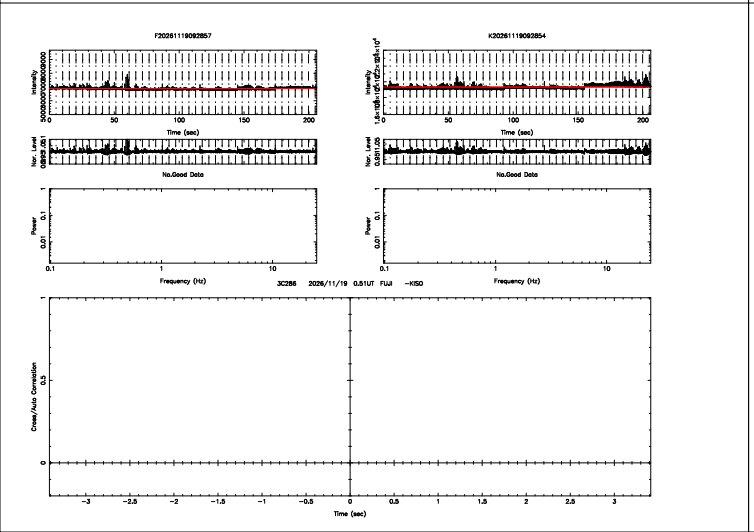
F20261119092857
K20261119093854
No.Good Data
No.Good Data
3C286 2026/11/19 0.51UT FUJI −KISO

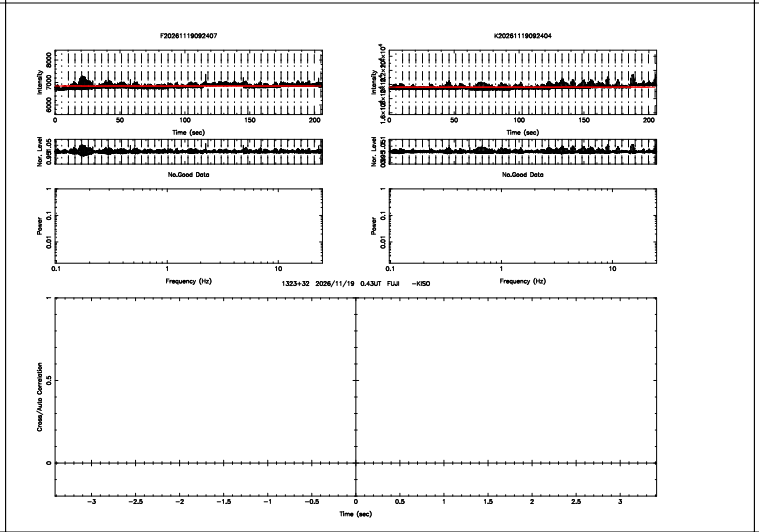
F20261119092407
K20261119092404
No.Good Data
No.Good Data
1323+32 2026/11/19 0.43UT FUJI −KISO

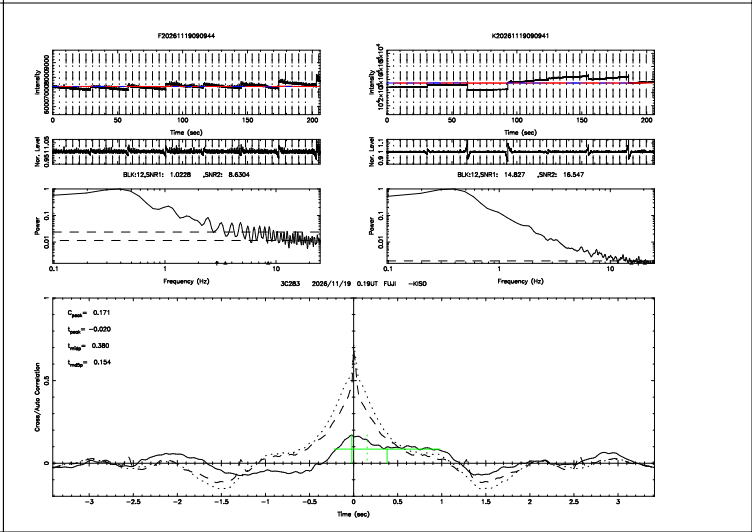
F20261119090944
K20261119090941
BLK12,SNR1: 1.0228 ,SNR2: 8.6304
BLK12,SNR1: 14.827 ,SNR2: 16.547
3C283 2026/11/19 0.19UT FUJI −KISO
C_peak= 0.171
t_peak= −0.020
t_edge= 0.360
t_cntr= 0.154

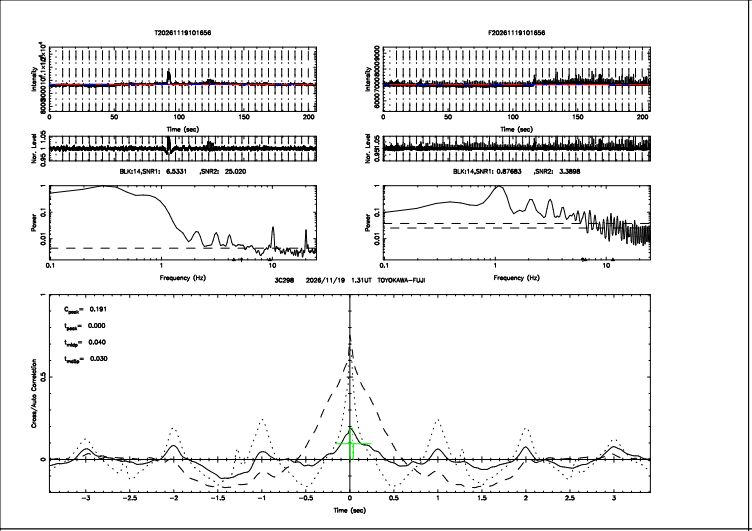
T20261119101656
F20261119101656
BLK14,SNR1: 6.5331 ,SNR2: 25.020
BLK14,SNR1: 0.87683 ,SNR2: 3.3898
3C298 2026/11/19 1.31UT TOYOKAWA-FUJI
C_peak= 0.191
t_peak= 0.000
t_rise= 0.040
t_fall= 0.030

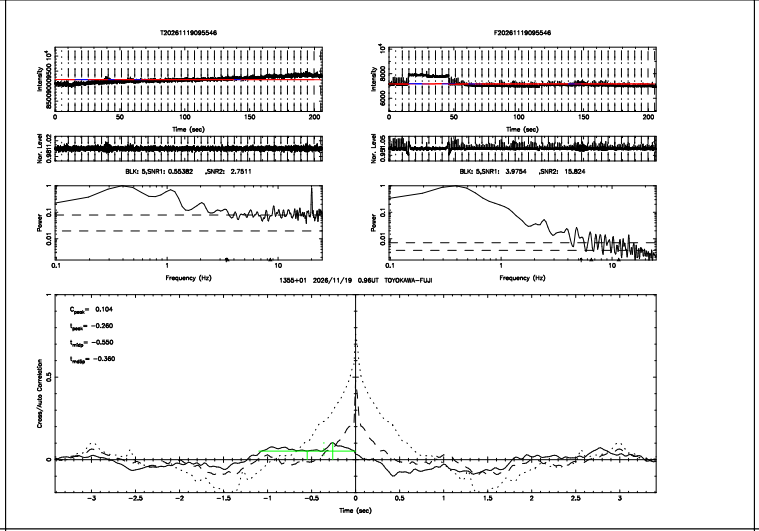
T20261119095546
F20261119095546
BLK: 5,SNR1: 0.55382 ,SNR2: 2.7511
BLK: 5,SNR1: 3.9754 ,SNR2: 15.824
1358+01 2026/11/19 0.96UT TOYOKAWA-FUJI
C_peak= 0.104
t_peak= -0.260
t_rise= -0.550
t_fall= -0.360

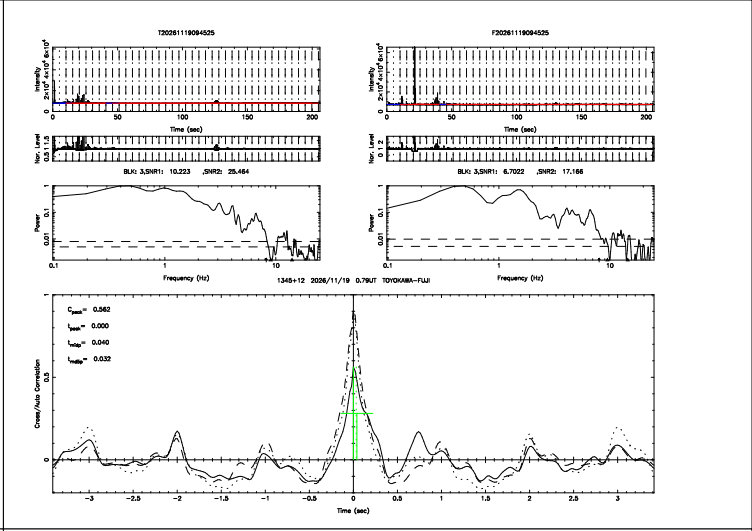
T20261119094525
F20261119094525
BLK: 3,SNR1: 10.223 ,SNR2: 25.464
BLK: 3,SNR1: 6.7022 ,SNR2: 17.166
1345+12 2026/11/19 0.79UT TOYOKAWA-FUJI
C_peak= 0.562
t_peak= 0.000
t_rise= 0.040
t_fall= 0.032

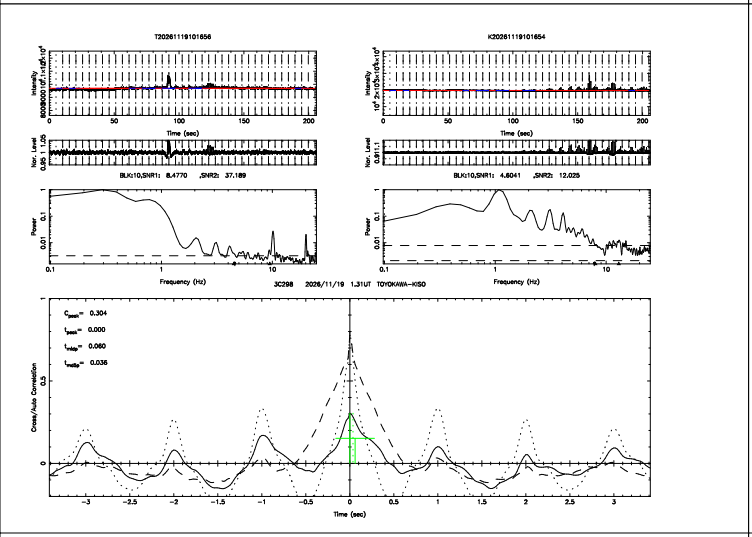
T20261119101656
K20261119101654
BLK10,SNR1: 8.4770 ,SNR2: 37.189
BLK10,SNR1: 4.6041 ,SNR2: 12.025
3C298 2026/11/19 1.31UT TOYOKAWA-KISO
C_peak= 0.304
t_peak= 0.000
t_rise= 0.060
t_fall= 0.036

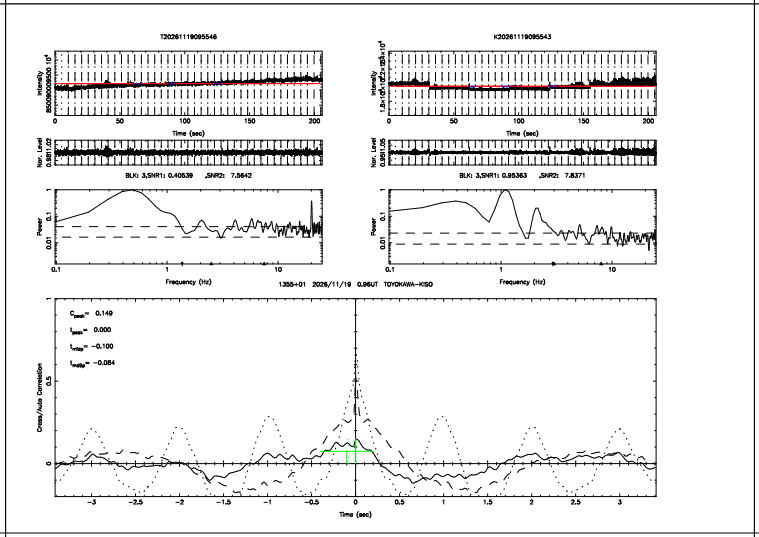
T20261119095546
K20261119095543
BLK: 3,SNR1: 0.40639 ,SNR2: 7.5642
BLK: 3,SNR1: 0.95363 ,SNR2: 7.8371
1358+01 2026/11/19 0.96UT TOYOKAWA-KISO
C_peak= 0.149
t_peak= 0.000
t_rise= -0.100
t_fall= -0.084

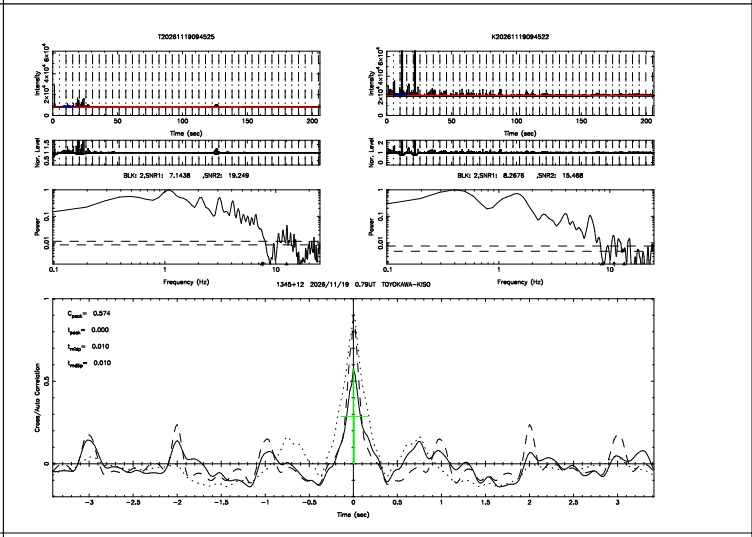
T20261119094525
K20261119094522
BLK: 2,SNR1: 7.1438 ,SNR2: 19.249
BLK: 2,SNR1: 8.2676 ,SNR2: 18.468
1345+12 2026/11/19 0.79UT TOYOKAWA-KISO
C_peak= 0.574
t_peak= 0.000
t_rise= 0.010
t_fall= 0.010

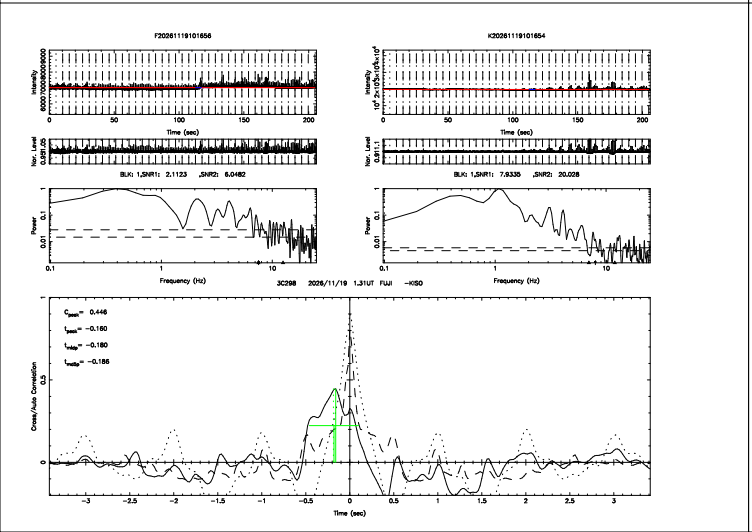
F20261119101656
K20261119101654
BLK: 1,SNR1: 2.1123 ,SNR2: 6.0482
BLK: 1,SNR1: 7.9335 ,SNR2: 20.028
3C298 2026/11/19 1.31UT FUJI -KISO
C_peak= 0.446
t_peak= -0.160
t_rise= -0.180
t_fall= -0.186

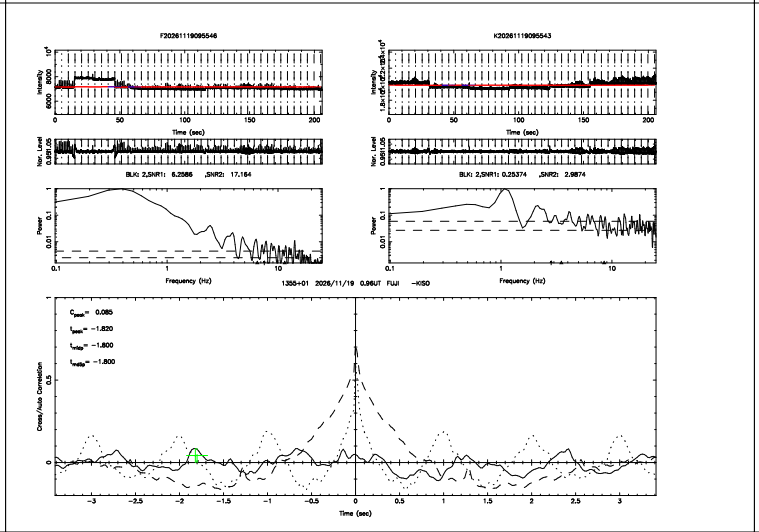
F20261119095546
K20261119095543
BLK: 2,SNR1: 6.2386 ,SNR2: 17.164
BLK: 2,SNR1: 0.25374 ,SNR2: 2.9874
1358+01 2026/11/19 0.96UT FUJI -KISO
C_peak= 0.085
t_peak= -1.820
t_rise= -1.800
t_fall= -1.800

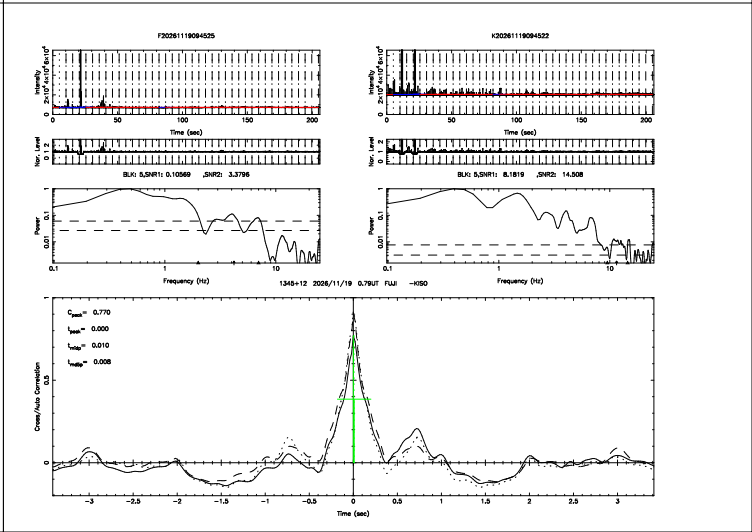
F20261119094525
K20261119094522
BLK: 5,SNR1: 0.10569 ,SNR2: 3.3795
BLK: 5,SNR1: 6.1819 ,SNR2: 14.508
1345+12 2026/11/19 0.79UT FUJI -KISO
C_peak= 0.770
t_peak= 0.000
t_rise= 0.010
t_fall= 0.008

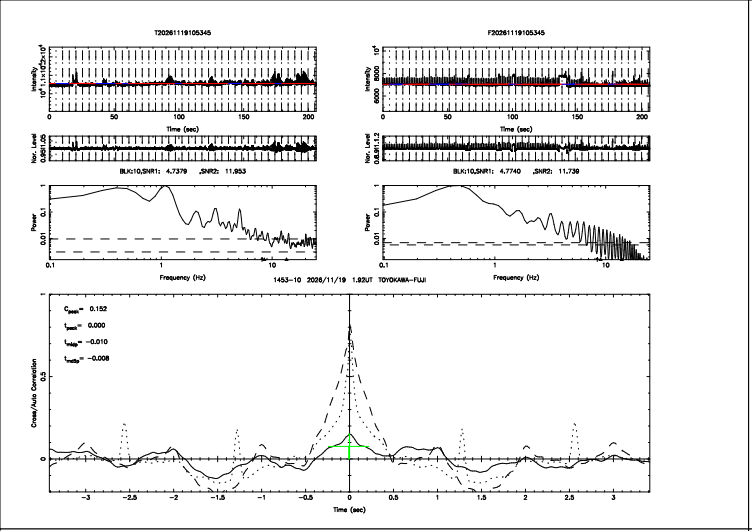
T20261119105345
F20261119105345
BLK:10,SNR1: 4.7379 ,SNR2: 11.953
BLK:10,SNR1: 4.7740 ,SNR2: 11.739
1453-10 2026/11/19 1.92UT TOYOKAWA-FUJI
C_peak= 0.152
t_peak= 0.000
t_edge= -0.010
t_edge= -0.008
Intensity
Nor. Level
Power
Frequency (Hz)
Cross/Auto Correlation
Time (sec)

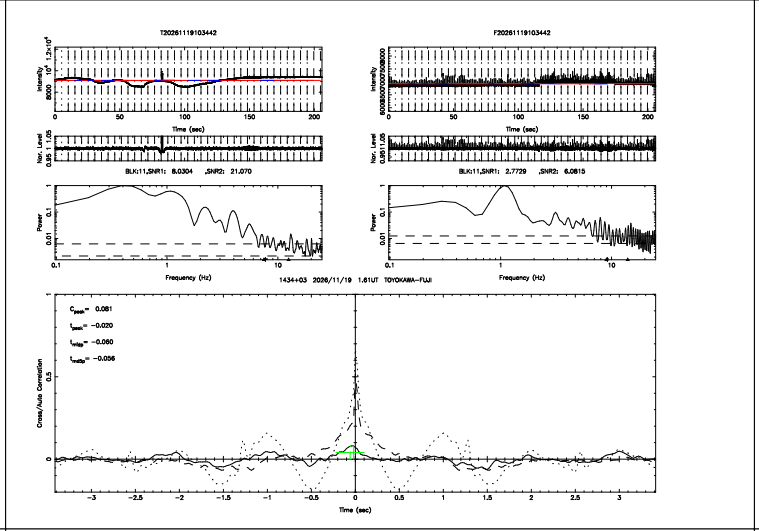
T20261119103442
F20261119103442
BLK:11,SNR1: 8.0304 ,SNR2: 21.070
BLK:11,SNR1: 2.7729 ,SNR2: 6.0815
1434+03 2026/11/19 1.61UT TOYOKAWA-FUJI
C_peak= 0.081
t_peak= -0.020
t_edge= -0.060
t_edge= -0.056
Intensity
Nor. Level
Power
Frequency (Hz)
Cross/Auto Correlation
Time (sec)

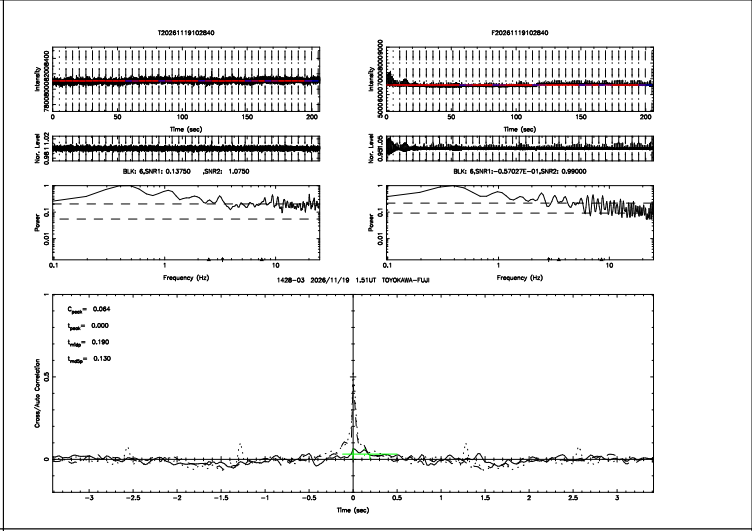
T20261119102840
F20261119102840
BLK: 6,SNR1: 0.13750 ,SNR2: 1.0750
BLK: 6,SNR1:-0.57027E-01,SNR2: 0.99000
1428-03 2026/11/19 1.51UT TOYOKAWA-FUJI
C_peak= 0.064
t_peak= 0.000
t_edge= 0.190
t_edge= 0.130
Intensity
Nor. Level
Power
Frequency (Hz)
Cross/Auto Correlation
Time (sec)

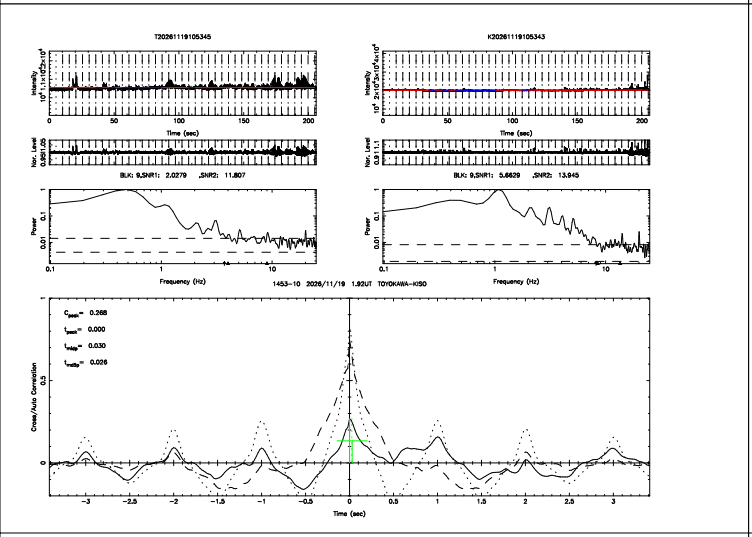
T20261119105345
K20261119105343
BLK: 9,SNR1: 2.0279 ,SNR2: 11.807
BLK: 9,SNR1: 5.6629 ,SNR2: 13.945
1453-10 2026/11/19 1.92UT TOYOKAWA-KISO
C_peak= 0.268
t_peak= 0.000
t_edge= 0.030
t_edge= 0.026
Intensity
Nor. Level
Power
Frequency (Hz)
Cross/Auto Correlation
Time (sec)

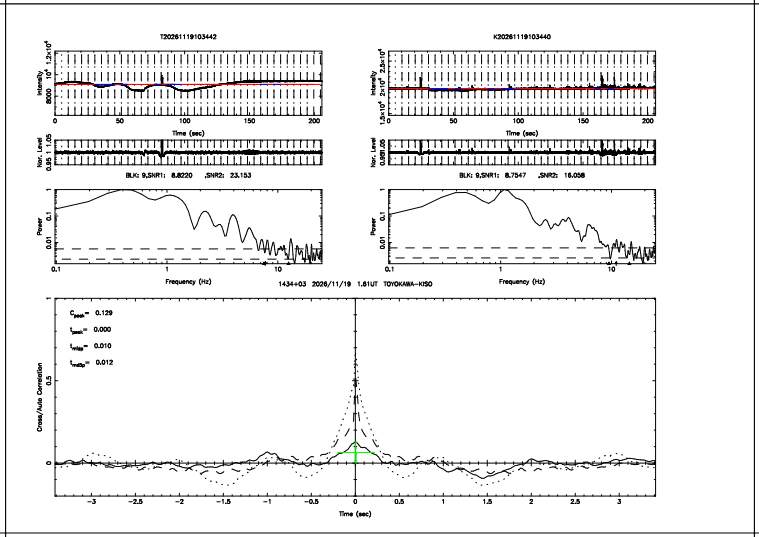
T20261119103442
K20261119103440
BLK: 9,SNR1: 8.8220 ,SNR2: 23.153
BLK: 9,SNR1: 8.7547 ,SNR2: 16.056
1434+03 2026/11/19 1.61UT TOYOKAWA-KISO
C_peak= 0.129
t_peak= 0.000
t_edge= 0.010
t_edge= 0.012
Intensity
Nor. Level
Power
Frequency (Hz)
Cross/Auto Correlation
Time (sec)

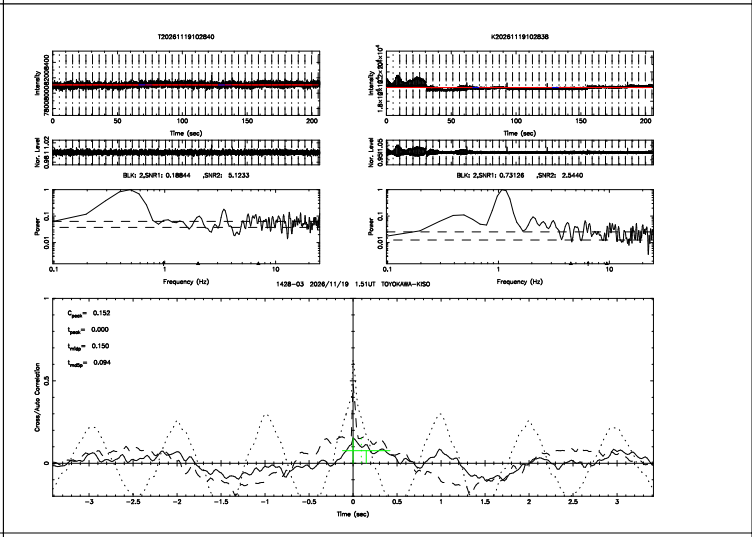
T20261119102840
K20261119102838
BLK: 2,SNR1: 0.18844 ,SNR2: 0.1233
BLK: 2,SNR1: 0.73126 ,SNR2: 2.5440
1428-03 2026/11/19 1.51UT TOYOKAWA-KISO
C_peak= 0.152
t_peak= 0.000
t_edge= 0.150
t_edge= 0.094
Intensity
Nor. Level
Power
Frequency (Hz)
Cross/Auto Correlation
Time (sec)

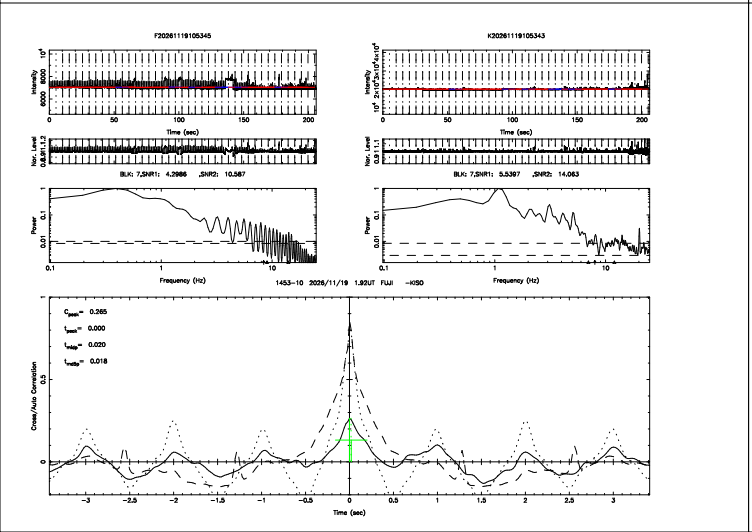
F20261119105345
K20261119105343
BLK: 7,SNR1: 4.2986 ,SNR2: 10.587
BLK: 7,SNR1: 5.5397 ,SNR2: 14.063
1453-10 2026/11/19 1.92UT FUJI -KISO
C_peak= 0.265
t_peak= 0.000
t_edge= 0.020
t_edge= 0.018
Intensity
Nor. Level
Power
Frequency (Hz)
Cross/Auto Correlation
Time (sec)

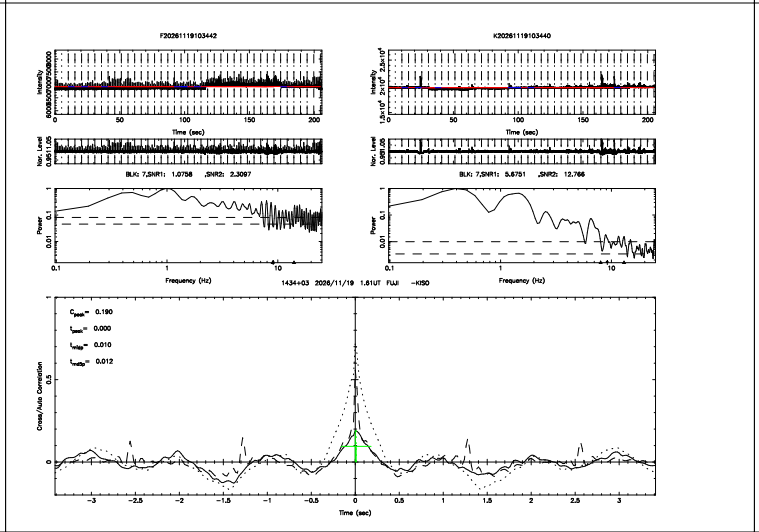
F20261119103442
K20261119103440
BLK: 7,SNR1: 1.0758 ,SNR2: 2.3097
BLK: 7,SNR1: 5.6751 ,SNR2: 12.766
1434+03 2026/11/19 1.61UT FUJI -KISO
C_peak= 0.190
t_peak= 0.000
t_edge= 0.010
t_edge= 0.012
Intensity
Nor. Level
Power
Frequency (Hz)
Cross/Auto Correlation
Time (sec)

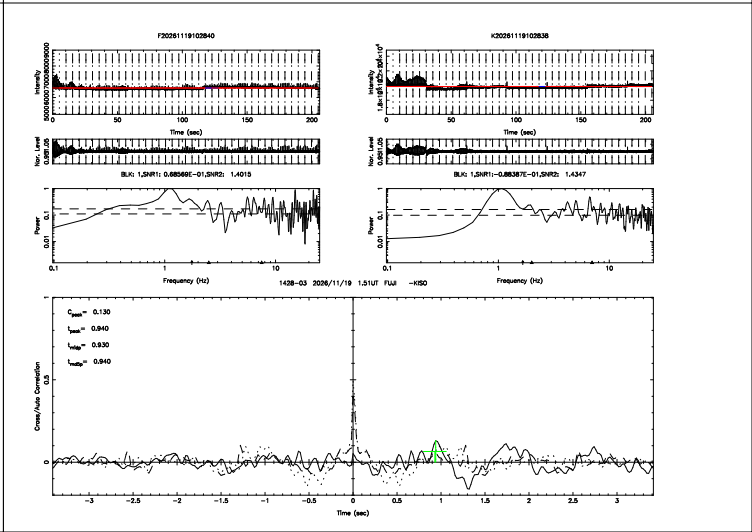
F20261119102840
K20261119102838
BLK: 1,SNR1: 0.68569E-01,SNR2: 1.4015
BLK: 1,SNR1:-0.88387E-01,SNR2: 1.4347
1428-03 2026/11/19 1.51UT FUJI -KISO
C_peak= 0.130
t_peak= 0.940
t_edge= 0.930
t_edge= 0.940
Intensity
Nor. Level
Power
Frequency (Hz)
Cross/Auto Correlation
Time (sec)

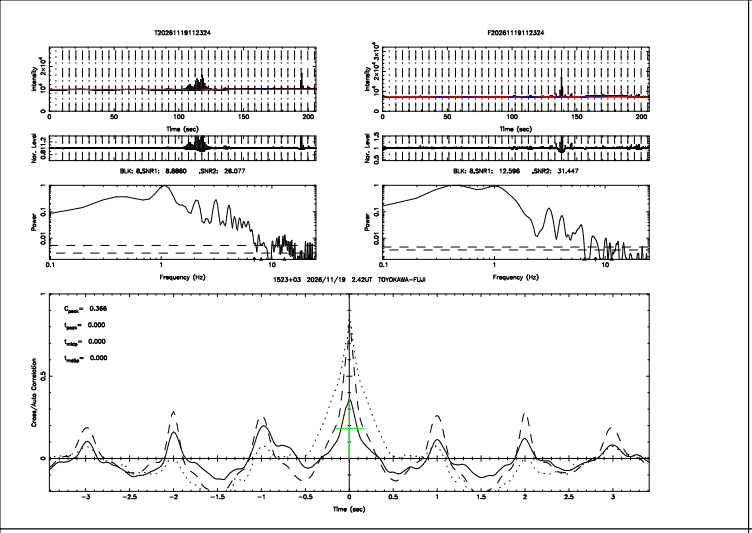
T20261119112324
F20261119112324
BLK: 8,SNR1: 8.8860 ,SNR2: 26.077
BLK: 8,SNR1: 13.596 ,SNR2: 31.447
1523+03 2026/11/19 2.42UT TOYOKAWA-FUJI
C_peak= 0.366
t_peak= 0.000
t_edge= 0.000
t_refle= 0.000
Time (sec)
Frequency (Hz)
Cross/Auto Correlation

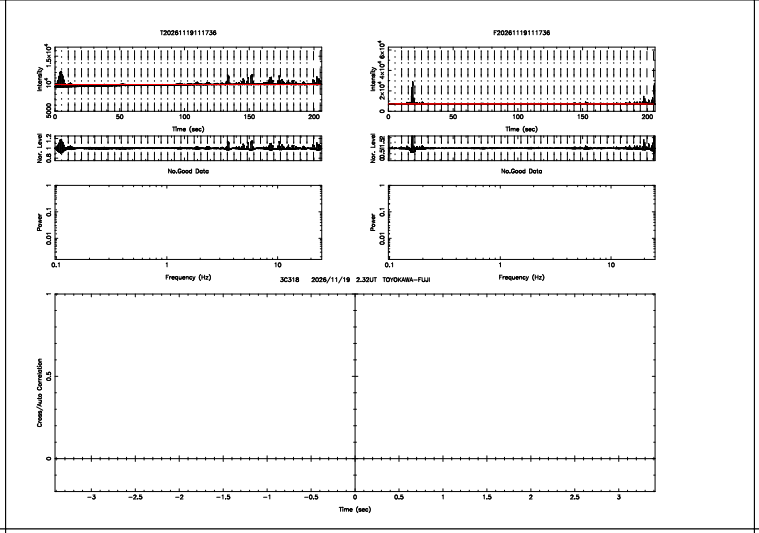
T20261119111736
F20261119111736
No.Good Data
No.Good Data
3C318 2026/11/19 2.32UT TOYOKAWA-FUJI
Time (sec)
Frequency (Hz)
Cross/Auto Correlation

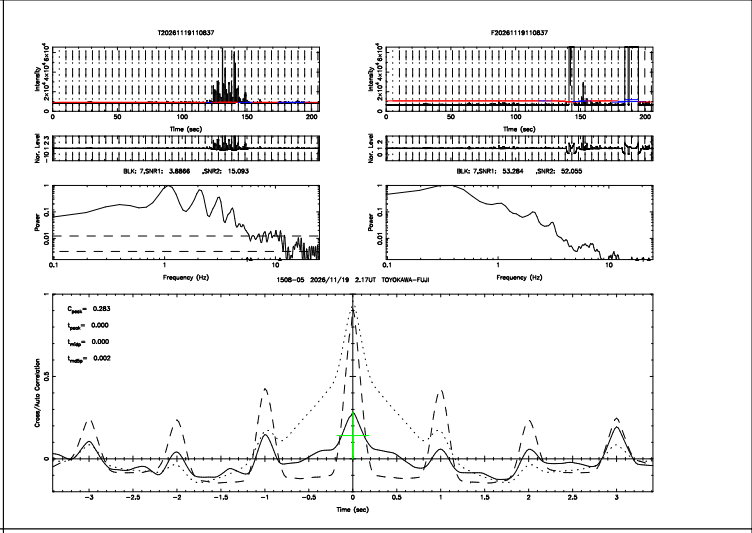
T20261119110837
F20261119110837
BLK: 7,SNR1: 3.8866 ,SNR2: 15.093
BLK: 7,SNR1: 53.284 ,SNR2: 52.055
1508-05 2026/11/19 2.17UT TOYOKAWA-FUJI
C_peak= 0.283
t_peak= 0.000
t_edge= 0.000
t_refle= 0.002
Time (sec)
Frequency (Hz)
Cross/Auto Correlation

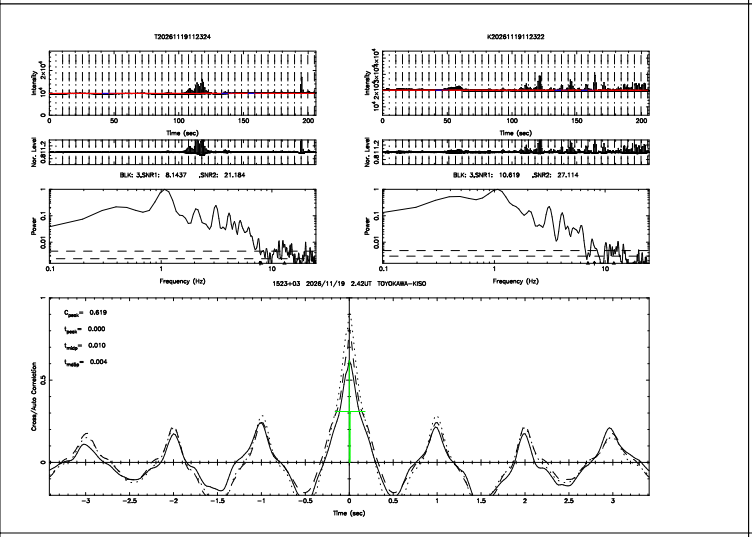
T20261119112324
K20261119112322
BLK: 3,SNR1: 8.1437 ,SNR2: 21.184
BLK: 3,SNR1: 10.619 ,SNR2: 27.114
1523+03 2026/11/19 2.42UT TOYOKAWA-KISO
C_peak= 0.619
t_peak= 0.000
t_edge= 0.010
t_refle= 0.004
Time (sec)
Frequency (Hz)
Cross/Auto Correlation

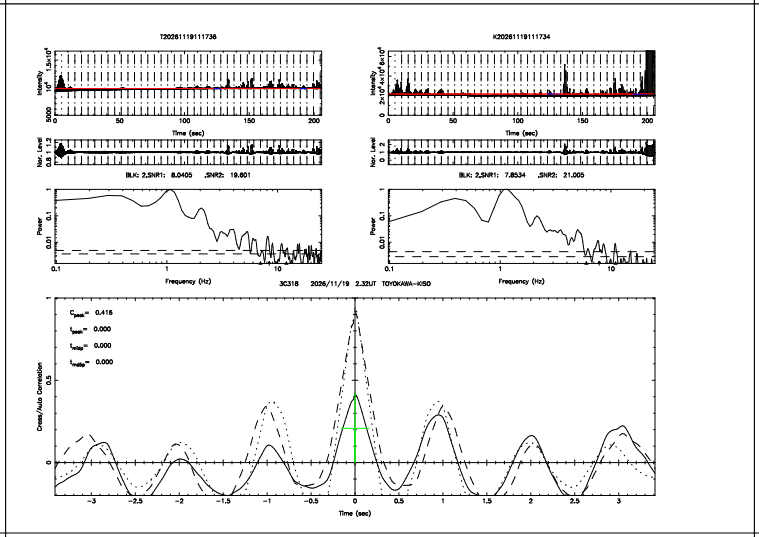
T20261119111736
K20261119111734
BLK: 2,SNR1: 8.0405 ,SNR2: 19.601
BLK: 2,SNR1: 7.8534 ,SNR2: 21.005
3C318 2026/11/19 2.32UT TOYOKAWA-KISO
C_peak= 0.415
t_peak= 0.000
t_edge= 0.000
t_refle= 0.000
Time (sec)
Frequency (Hz)
Cross/Auto Correlation

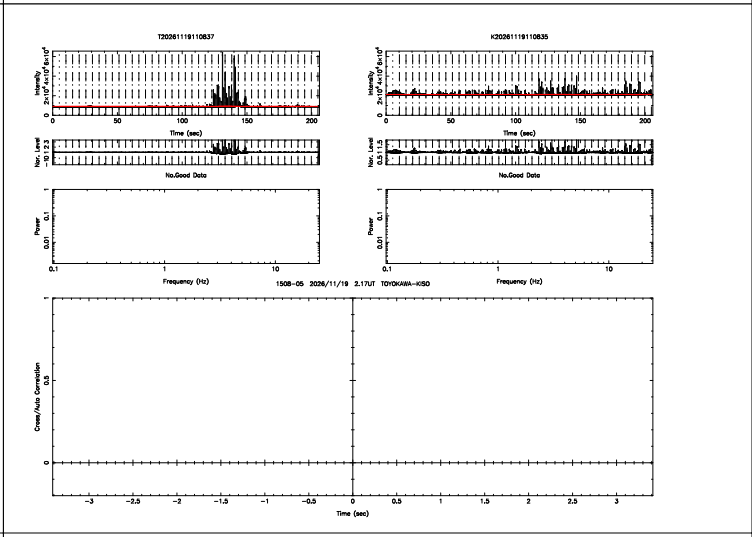
T20261119110837
K20261119110835
No.Good Data
No.Good Data
1508-05 2026/11/19 2.17UT TOYOKAWA-KISO
Time (sec)
Frequency (Hz)
Cross/Auto Correlation

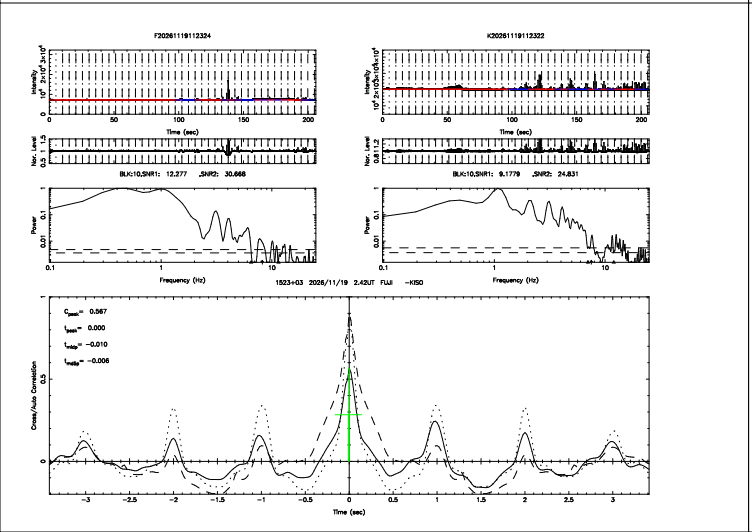
F20261119112324
K20261119112322
BLK:10,SNR1: 12.277 ,SNR2: 30.668
BLK:10,SNR1: 9.1779 ,SNR2: 24.831
1523+03 2026/11/19 2.42UT FUJI -KISO
C_peak= 0.567
t_peak= 0.000
t_edge= -0.010
t_refle= -0.006
Time (sec)
Frequency (Hz)
Cross/Auto Correlation

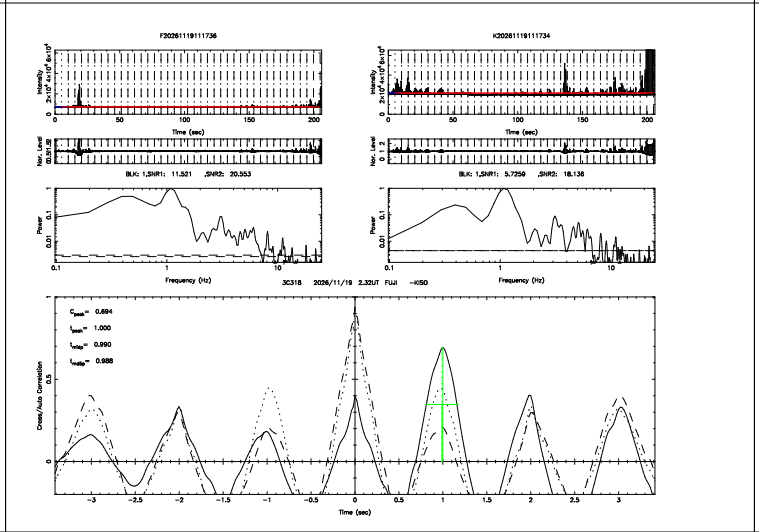
F20261119111736
K20261119111734
BLK: 1,SNR1: 11.521 ,SNR2: 20.553
BLK: 1,SNR1: 5.7259 ,SNR2: 18.136
3C318 2026/11/19 2.32UT FUJI -KISO
C_peak= 0.694
t_peak= 1.000
t_edge= 0.990
t_refle= 0.988
Time (sec)
Frequency (Hz)
Cross/Auto Correlation

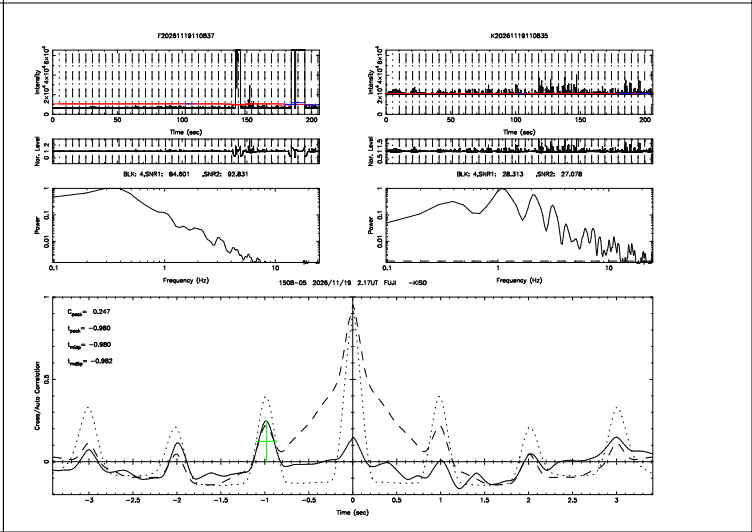
F20261119110837
K20261119110835
BLK: 4,SNR1: 84.801 ,SNR2: 92.831
BLK: 4,SNR1: 28.313 ,SNR2: 27.078
1508-05 2026/11/19 2.17UT FUJI -KISO
C_peak= 0.247
t_peak= -0.980
t_edge= -0.980
t_refle= -0.982
Time (sec)
Frequency (Hz)
Cross/Auto Correlation

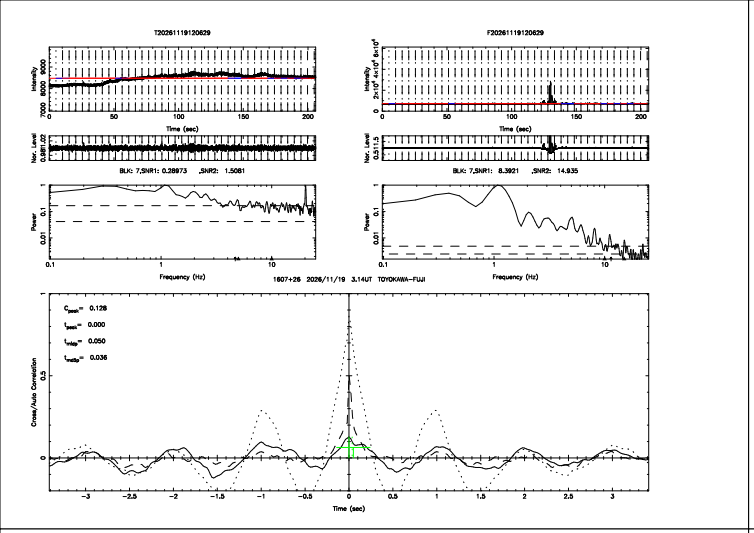
T20261119120629
F20261119120629
BLK: 7,SNR1: 0.28973 ,SNR2: 1.5081
BLK: 7,SNR1: 8.3921 ,SNR2: 14.935
1607+26 2026/11/19 3.14UT TOYOKAWA-FUJI
C_peak= 0.128
t_peak= 0.000
t_rise= 0.050
t_fall= 0.036
Time (sec)
Frequency (Hz)
Cross/Auto Correlation

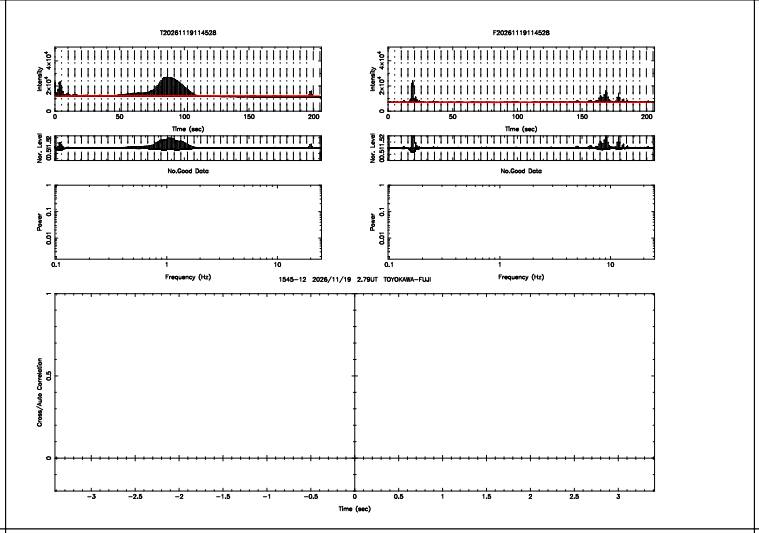
T20261119114528
F20261119114528
No.Good Data
No.Good Data
1548-12 2026/11/19 2.79UT TOYOKAWA-FUJI
Time (sec)
Frequency (Hz)
Cross/Auto Correlation

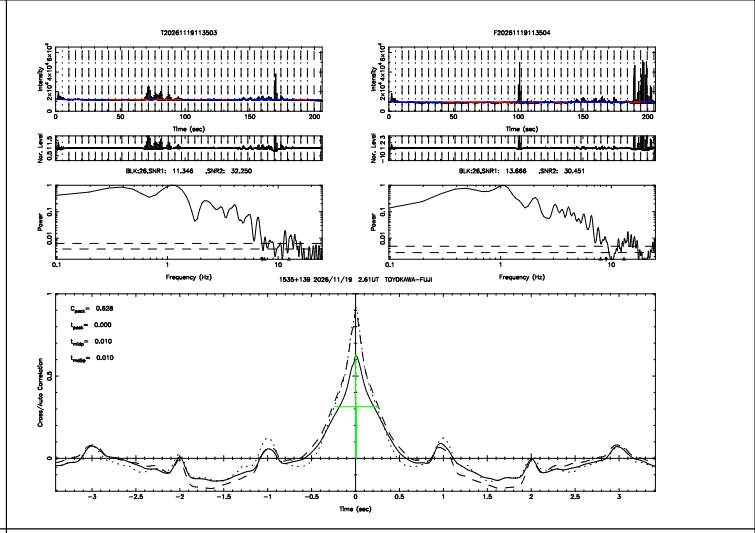
T20261119113503
F20261119113504
BLK:26,SNR1: 11.348 ,SNR2: 32.250
BLK:26,SNR1: 13.666 ,SNR2: 30.451
1535+139 2026/11/19 2.61UT TOYOKAWA-FUJI
C_peak= 0.628
t_peak= 0.000
t_rise= 0.010
t_fall= 0.010
Time (sec)
Frequency (Hz)
Cross/Auto Correlation

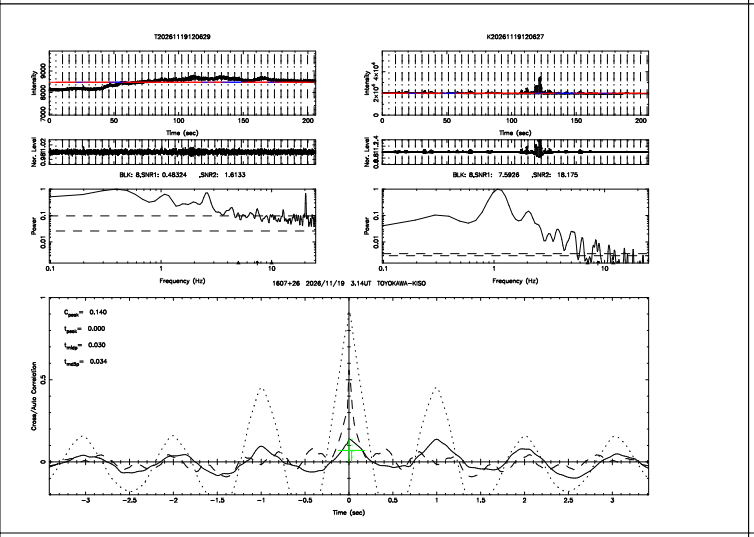
T20261119120629
K20261119120627
BLK: 8,SNR1: 0.46324 ,SNR2: 1.6133
BLK: 8,SNR1: 7.5926 ,SNR2: 18.175
1607+26 2026/11/19 3.14UT TOYOKAWA-KISO
C_peak= 0.140
t_peak= 0.000
t_rise= 0.030
t_fall= 0.034
Time (sec)
Frequency (Hz)
Cross/Auto Correlation

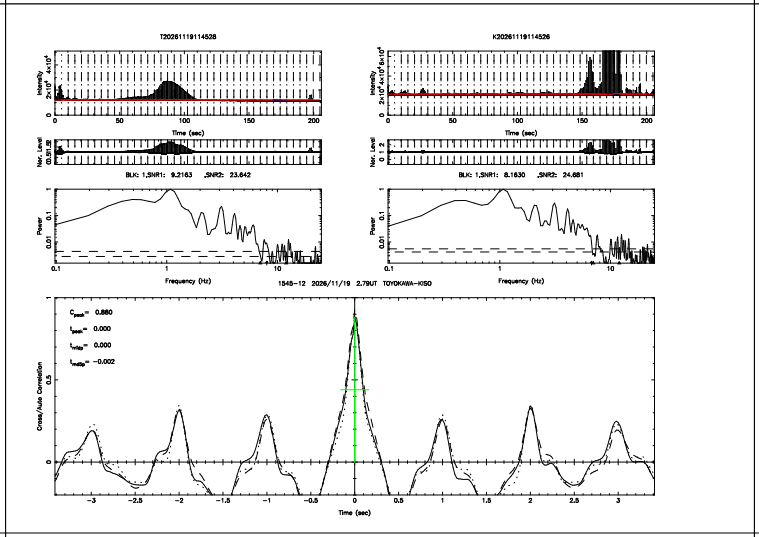
T20261119114528
K20261119114526
BLK: 1,SNR1: 9.2163 ,SNR2: 23.642
BLK: 1,SNR1: 8.1630 ,SNR2: 24.681
1548-12 2026/11/19 2.79UT TOYOKAWA-KISO
C_peak= 0.880
t_peak= 0.000
t_rise= 0.000
t_fall= -0.002
Time (sec)
Frequency (Hz)
Cross/Auto Correlation

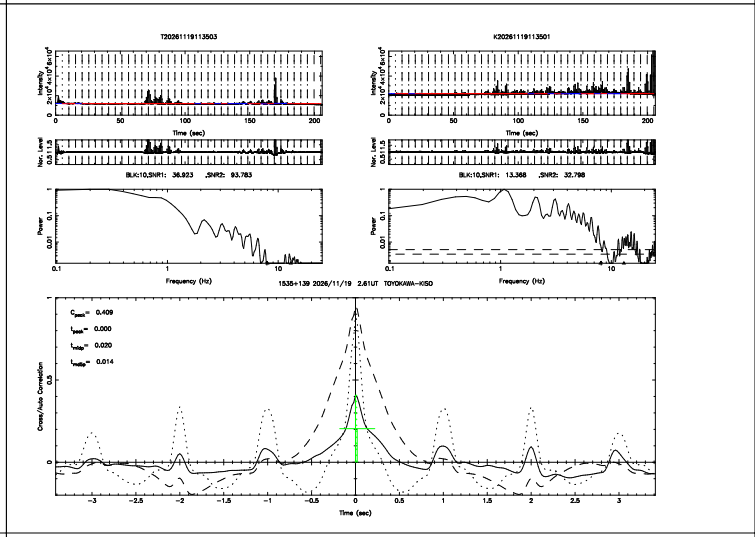
T20261119113503
K20261119113501
BLK:10,SNR1: 36.923 ,SNR2: 93.783
BLK:10,SNR1: 13.368 ,SNR2: 32.798
1535+139 2026/11/19 2.61UT TOYOKAWA-KISO
C_peak= 0.409
t_peak= 0.000
t_rise= 0.020
t_fall= 0.014
Time (sec)
Frequency (Hz)
Cross/Auto Correlation

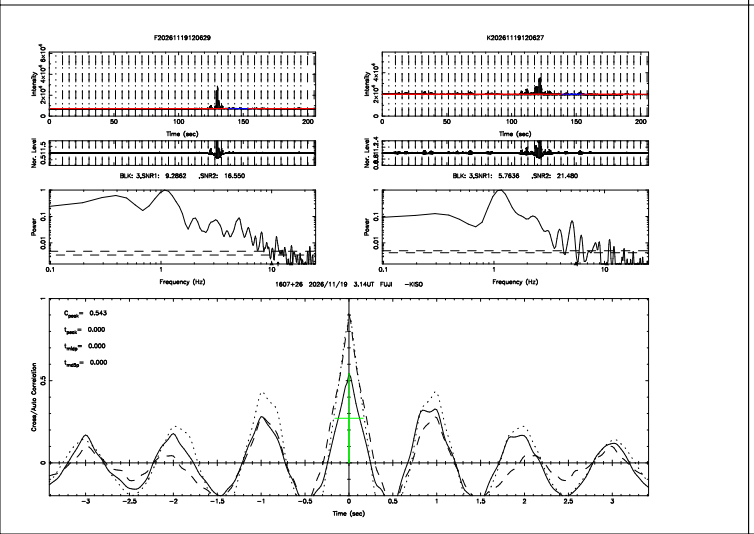
F20261119120629
K20261119120627
BLK: 3,SNR1: 9.2662 ,SNR2: 16.550
BLK: 3,SNR1: 5.7636 ,SNR2: 21.480
1607+26 2026/11/19 3.14UT FUJI -KISO
C_peak= 0.543
t_peak= 0.000
t_rise= 0.000
t_fall= 0.000
Time (sec)
Frequency (Hz)
Cross/Auto Correlation

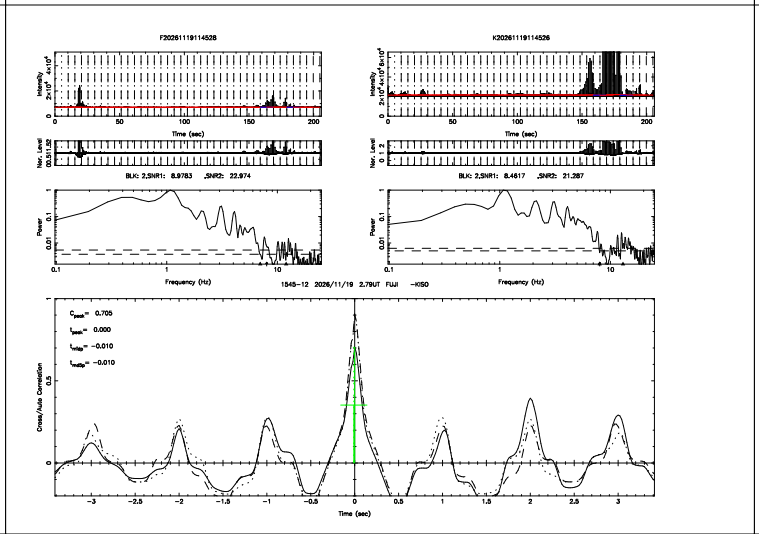
F20261119114528
K20261119114526
BLK: 2,SNR1: 8.9783 ,SNR2: 22.974
BLK: 2,SNR1: 8.4617 ,SNR2: 21.287
1548-12 2026/11/19 2.79UT FUJI -KISO
C_peak= 0.705
t_peak= 0.000
t_rise= -0.010
t_fall= -0.010
Time (sec)
Frequency (Hz)
Cross/Auto Correlation

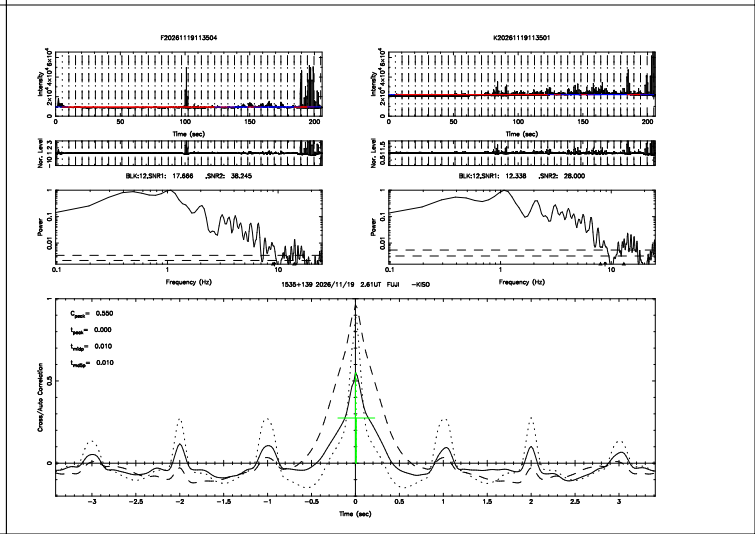
F20261119113504
K20261119113501
BLK:12,SNR1: 17.666 ,SNR2: 38.245
BLK:12,SNR1: 12.338 ,SNR2: 28.000
1535+139 2026/11/19 2.61UT FUJI -KISO
C_peak= 0.500
t_peak= 0.000
t_rise= 0.010
t_fall= 0.010
Time (sec)
Frequency (Hz)
Cross/Auto Correlation

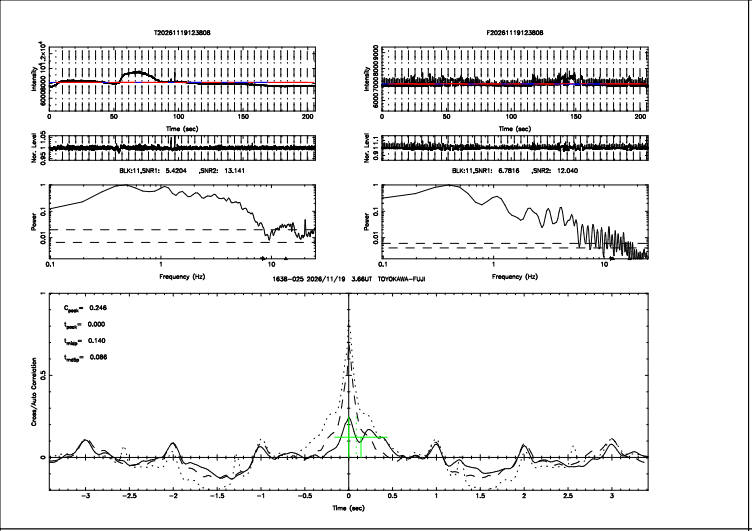
T20261119123808
F20261119123808
BLK:11,SNR1: 5.4204 ,SNR2: 13.141
BLK:11,SNR1: 8.7816 ,SNR2: 12.040
1638-025 2026/11/19 3.66UT TOYOKAWA-FUJI
C_peak= 0.346
t_peak= 0.000
t_edge= 0.140
t_edge= 0.086

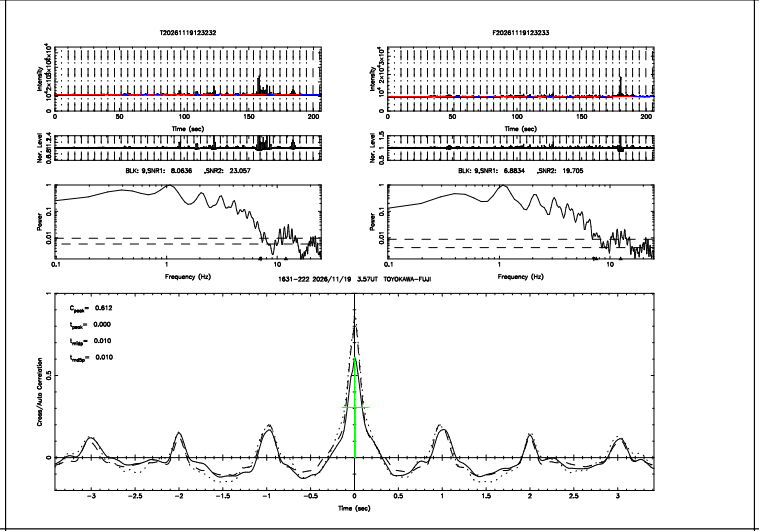
T20261119123232
F20261119123233
BLK: 9,SNR1: 8.0636 ,SNR2: 23.057
BLK: 9,SNR1: 6.8834 ,SNR2: 19.705
1631-222 2026/11/19 3.57UT TOYOKAWA-FUJI
C_peak= 0.612
t_peak= 0.000
t_edge= 0.010
t_edge= 0.010

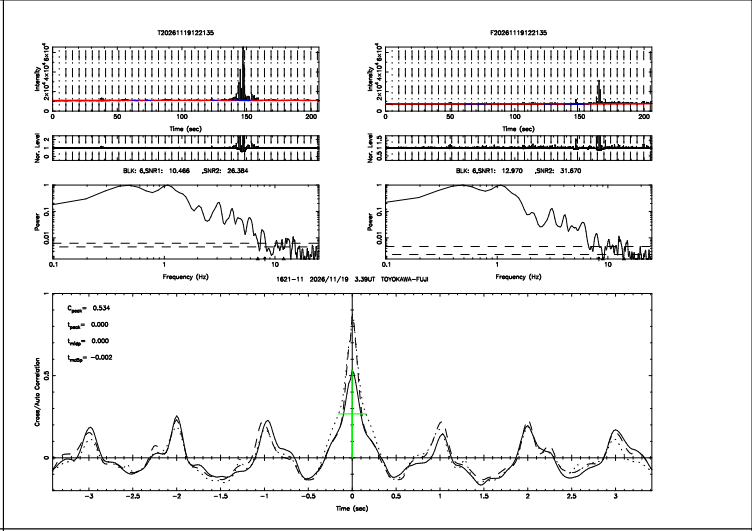
T20261119122135
F20261119122135
BLK: 8,SNR1: 10.466 ,SNR2: 26.384
BLK: 6,SNR1: 12.970 ,SNR2: 31.670
1621-11 2026/11/19 3.39UT TOYOKAWA-FUJI
C_peak= 0.534
t_peak= 0.000
t_edge= 0.000
t_edge= -0.002

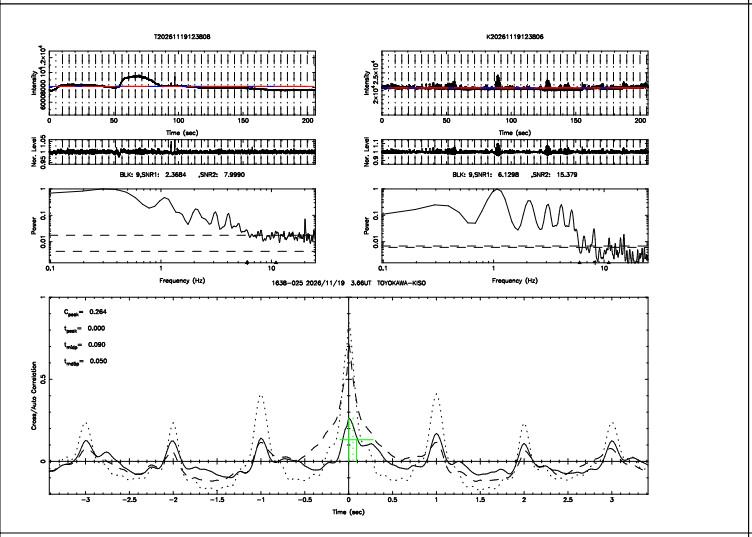
T20261119123808
K20261119123806
BLK: 9,SNR1: 3.3684 ,SNR2: 7.9990
BLK: 9,SNR1: 6.1298 ,SNR2: 15.379
1638-025 2026/11/19 3.66UT TOYOKAWA-KISO
C_peak= 0.264
t_peak= 0.000
t_edge= 0.090
t_edge= 0.050

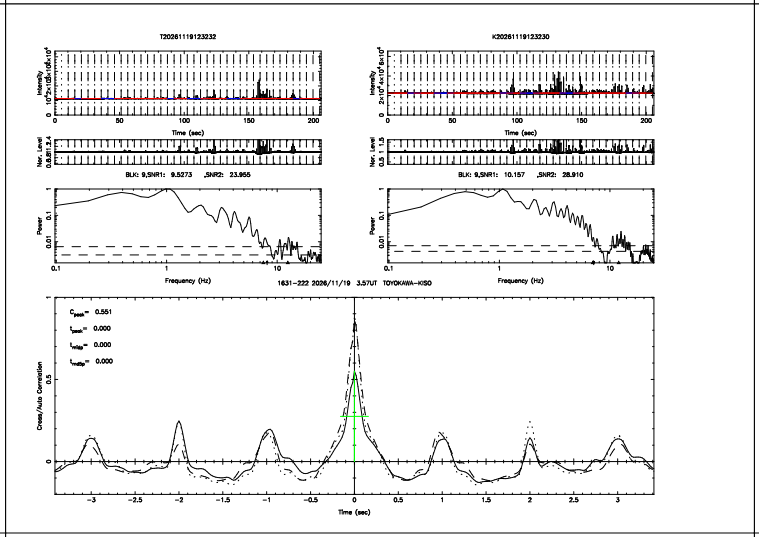
T20261119123232
K20261119123230
BLK: 9,SNR1: 9.5273 ,SNR2: 23.955
BLK: 9,SNR1: 10.157 ,SNR2: 28.910
1631-222 2026/11/19 3.57UT TOYOKAWA-KISO
C_peak= 0.551
t_peak= 0.000
t_edge= 0.000
t_edge= 0.000

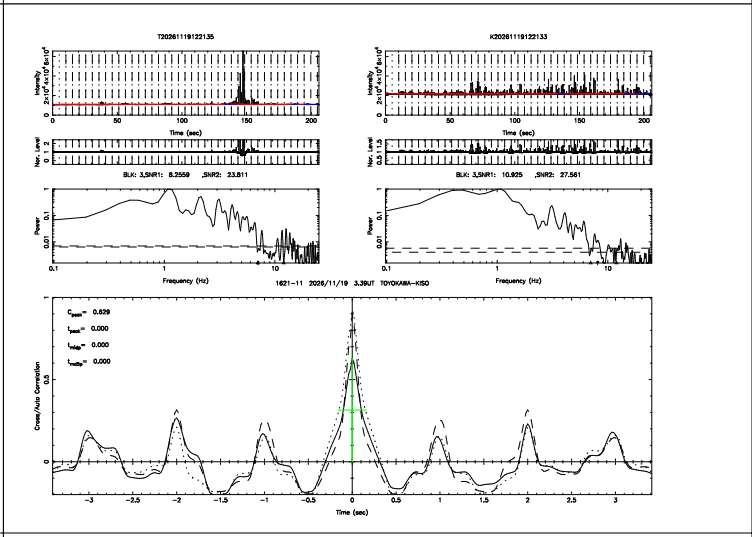
T20261119122135
K20261119122133
BLK: 3,SNR1: 8.3559 ,SNR2: 33.811
BLK: 3,SNR1: 10.925 ,SNR2: 27.561
1621-11 2026/11/19 3.39UT TOYOKAWA-KISO
C_peak= 0.629
t_peak= 0.000
t_edge= 0.000
t_edge= 0.000

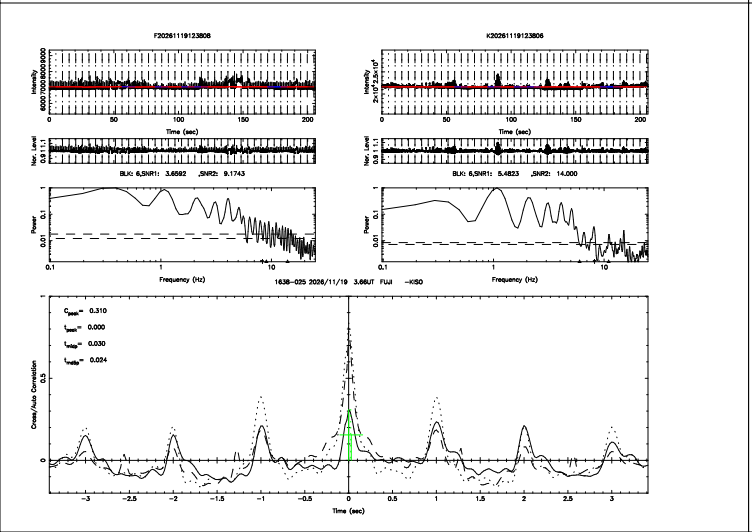
F20261119123808
K20261119123806
BLK: 6,SNR1: 3.6592 ,SNR2: 9.1743
BLK: 9,SNR1: 5.4823 ,SNR2: 14.000
1638-025 2026/11/19 3.66UT FUJI -KISO
C_peak= 0.310
t_peak= 0.000
t_edge= 0.030
t_edge= 0.024

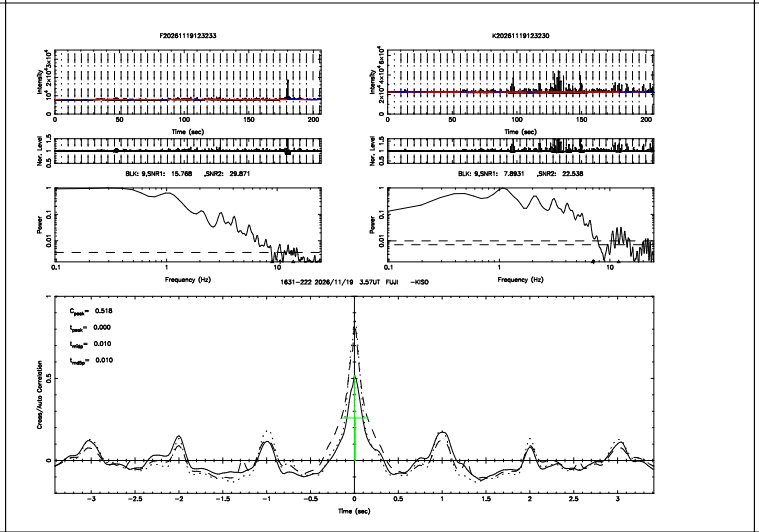
F20261119123233
K20261119123230
BLK: 9,SNR1: 15.768 ,SNR2: 29.871
BLK: 9,SNR1: 7.8931 ,SNR2: 22.538
1631-222 2026/11/19 3.57UT FUJI -KISO
C_peak= 0.518
t_peak= 0.000
t_edge= 0.010
t_edge= 0.010

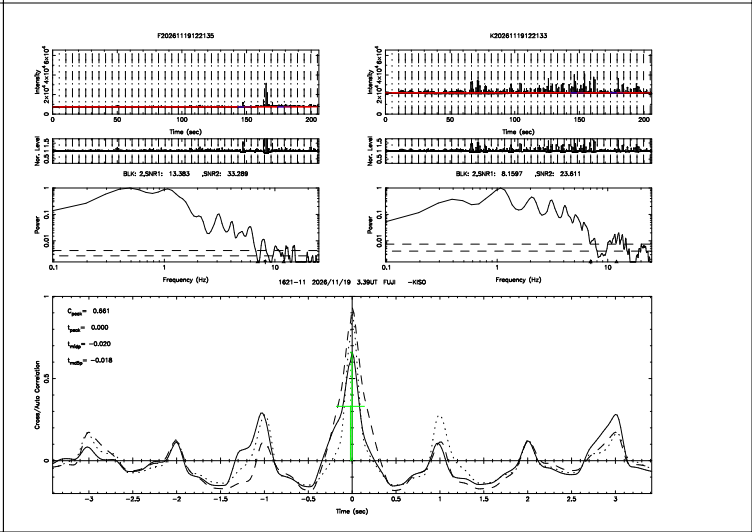
F20261119122135
K20261119122133
BLK: 2,SNR1: 13.383 ,SNR2: 33.289
BLK: 2,SNR1: 8.1597 ,SNR2: 23.611
1621-11 2026/11/19 3.39UT FUJI -KISO
C_peak= 0.661
t_peak= 0.000
t_edge= -0.020
t_edge= -0.018

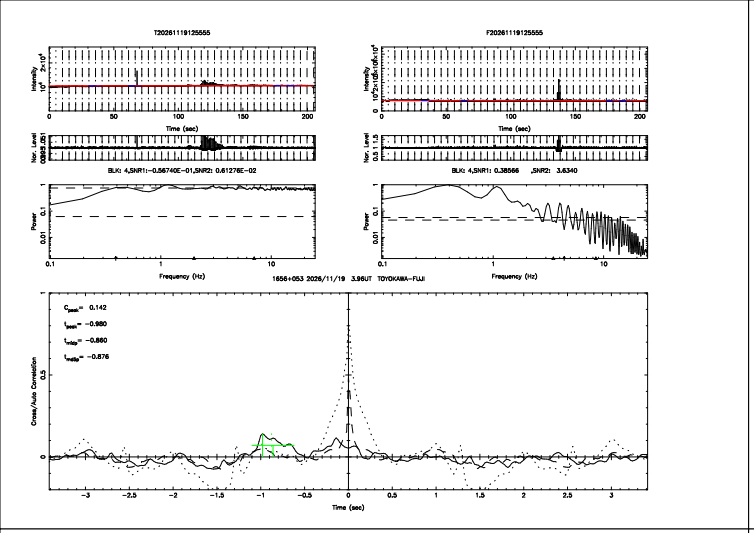
T20261119125555
F20261119125555
BLK: 4,SNR1:-0.56740E-01,SNR2: 0.61276E-02
BLK: 4,SNR1: 0.38566 ,SNR2: 3.6340
1656+053 2026/11/19 3.96UT TOYOKAWA-FUJI
C_peak= 0.142
t_peak= -0.980
t_rise= -0.660
t_fwhm= -0.876
Time (sec)
Frequency (Hz)
Cross/Auto Correlation

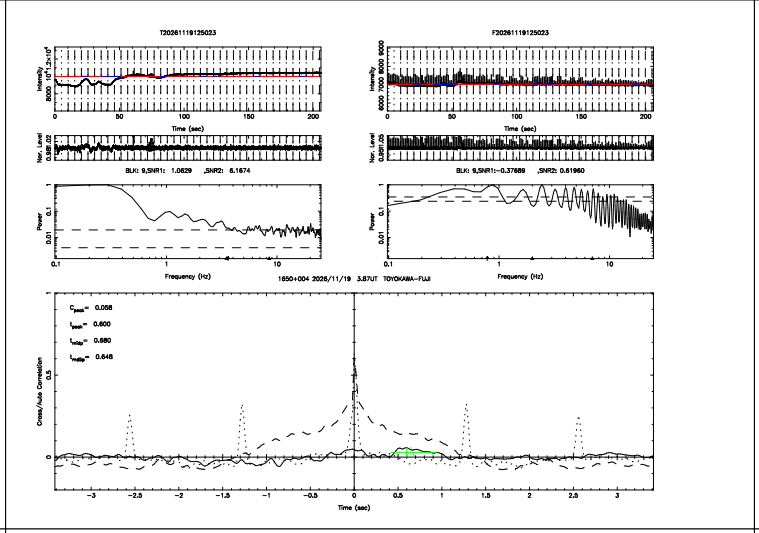
T20261119125023
F20261119125023
BLK: 9,SNR1: 1.0629 ,SNR2: 6.1674
BLK: 9,SNR1:-0.37689 ,SNR2: 0.61960
1650+004 2026/11/19 3.87UT TOYOKAWA-FUJI
C_peak= 0.058
t_peak= 0.600
t_rise= 0.680
t_fwhm= 0.648
Time (sec)
Frequency (Hz)
Cross/Auto Correlation

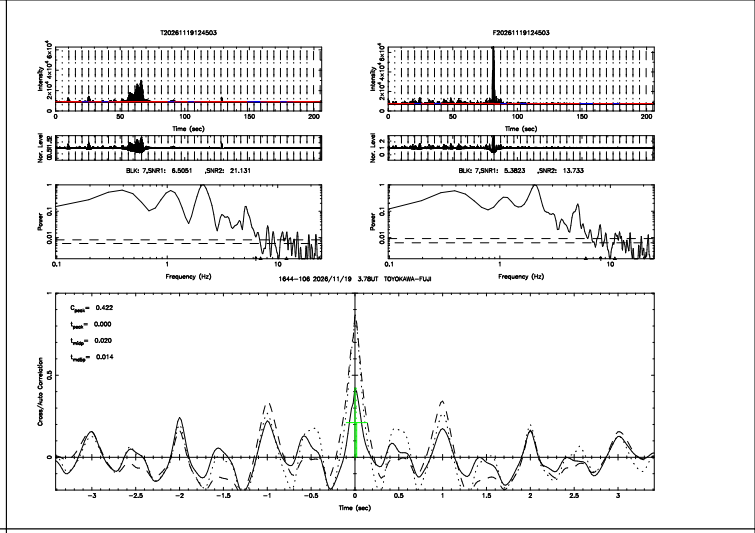
T20261119124503
F20261119124503
BLK: 7,SNR1: 6.5051 ,SNR2: 21.131
BLK: 7,SNR1: 5.3823 ,SNR2: 13.733
1644-106 2026/11/19 3.78UT TOYOKAWA-FUJI
C_peak= 0.422
t_peak= 0.000
t_rise= 0.020
t_fwhm= 0.014
Time (sec)
Frequency (Hz)
Cross/Auto Correlation

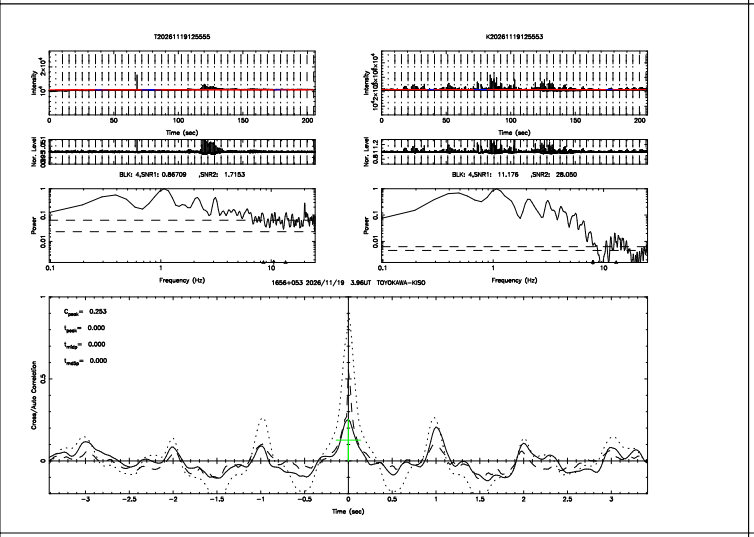
T20261119125555
K20261119125553
BLK: 4,SNR1: 0.86709 ,SNR2: 1.7153
BLK: 4,SNR1: 11.178 ,SNR2: 28.050
1656+053 2026/11/19 3.96UT TOYOKAWA-KISO
C_peak= 0.253
t_peak= 0.000
t_rise= 0.000
t_fwhm= 0.000
Time (sec)
Frequency (Hz)
Cross/Auto Correlation

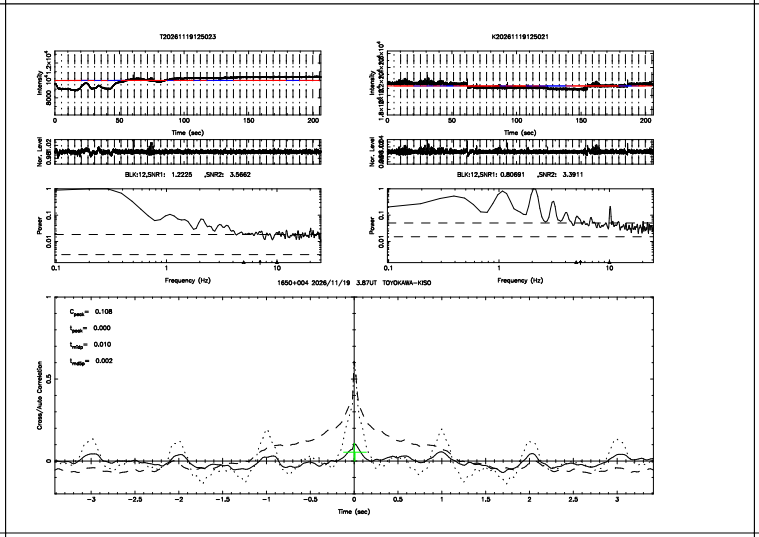
T20261119125023
K20261119125021
BLK:12,SNR1: 1.2225 ,SNR2: 3.5662
BLK:12,SNR1: 0.80691 ,SNR2: 3.3911
1650+004 2026/11/19 3.87UT TOYOKAWA-KISO
C_peak= 0.108
t_peak= 0.000
t_rise= 0.010
t_fwhm= 0.002
Time (sec)
Frequency (Hz)
Cross/Auto Correlation

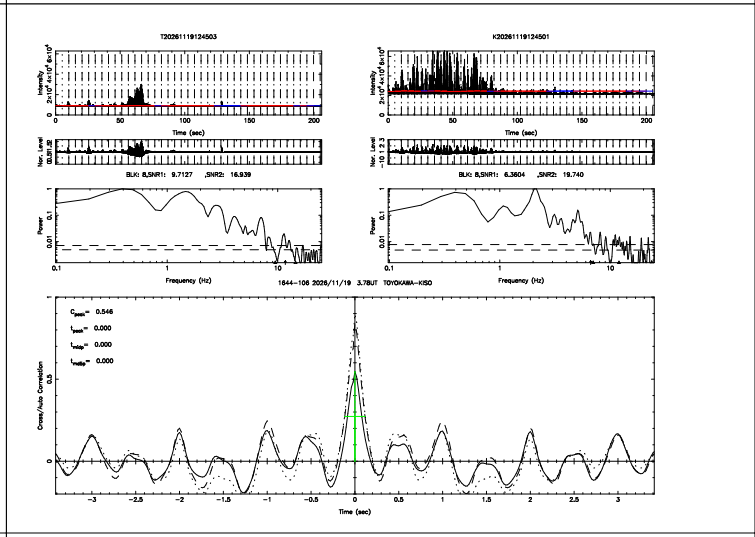
T20261119124503
K20261119124501
BLK: 8,SNR1: 9.7127 ,SNR2: 16.939
BLK: 8,SNR1: 6.3604 ,SNR2: 19.740
1644-106 2026/11/19 3.78UT TOYOKAWA-KISO
C_peak= 0.546
t_peak= 0.000
t_rise= 0.000
t_fwhm= 0.000
Time (sec)
Frequency (Hz)
Cross/Auto Correlation

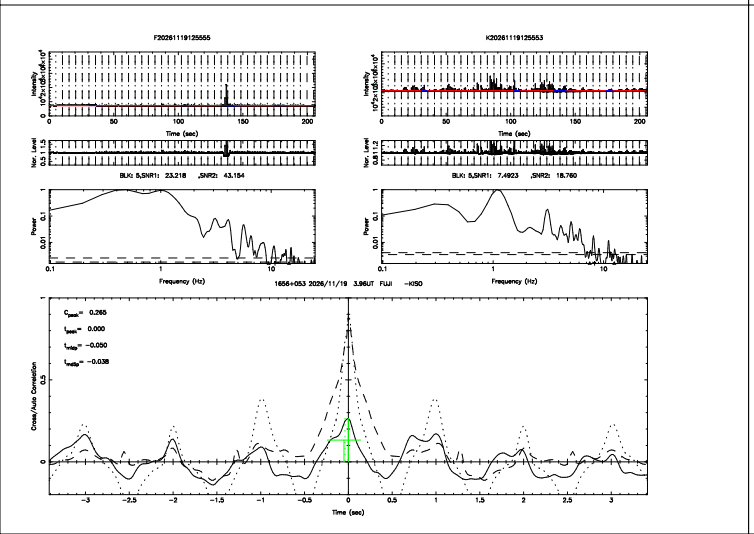
F20261119125555
K20261119125553
BLK: 5,SNR1: 23.218 ,SNR2: 43.184
BLK: 5,SNR1: 7.4923 ,SNR2: 18.760
1656+053 2026/11/19 3.96UT FUJI -KISO
C_peak= 0.265
t_peak= 0.000
t_rise= -0.050
t_fwhm= -0.038
Time (sec)
Frequency (Hz)
Cross/Auto Correlation

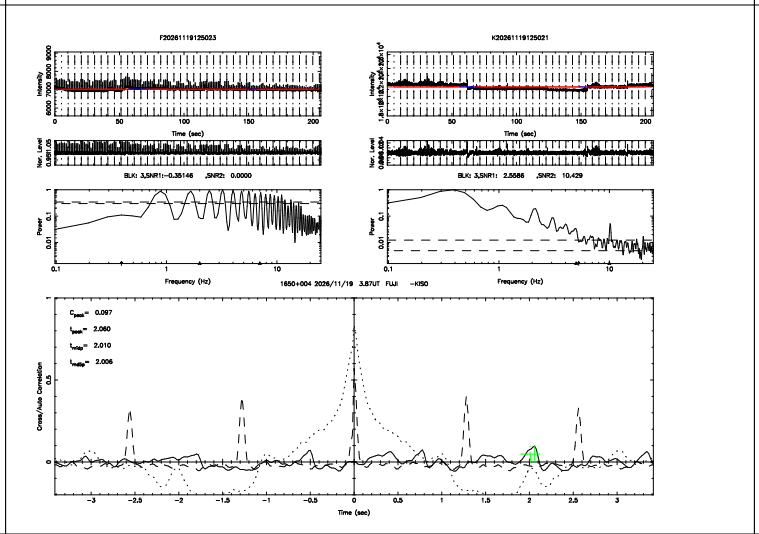
F20261119125023
K20261119125021
BLK: 3,SNR1:-0.35146 ,SNR2: 0.0000
BLK: 3,SNR1: 2.5586 ,SNR2: 10.429
1650+004 2026/11/19 3.87UT FUJI -KISO
C_peak= 0.097
t_peak= 2.060
t_rise= 2.010
t_fwhm= 2.006
Time (sec)
Frequency (Hz)
Cross/Auto Correlation

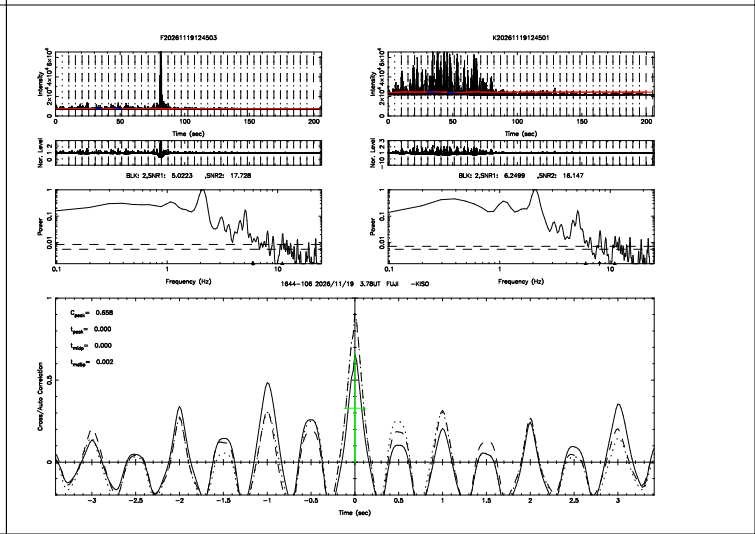
F20261119124503
K20261119124501
BLK: 2,SNR1: 5.0223 ,SNR2: 17.728
BLK: 2,SNR1: 6.2499 ,SNR2: 16.147
1644-106 2026/11/19 3.78UT FUJI -KISO
C_peak= 0.658
t_peak= 0.000
t_rise= 0.000
t_fwhm= 0.002
Time (sec)
Frequency (Hz)
Cross/Auto Correlation

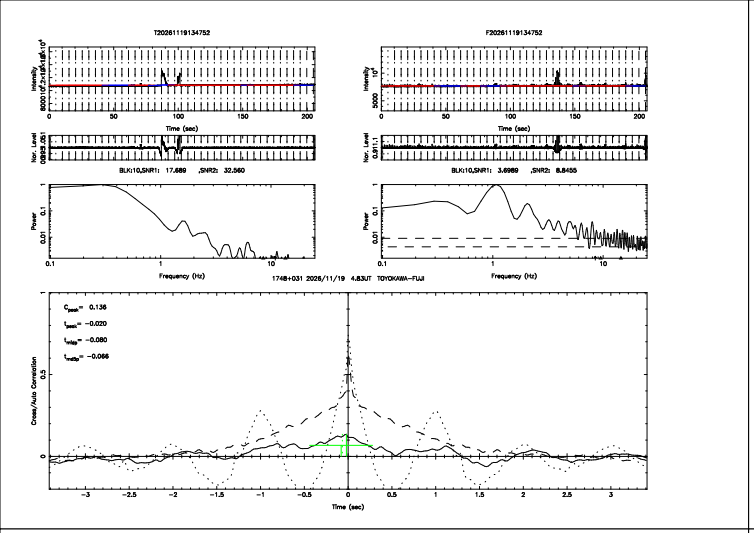
T20261119134752
F20261119134752
BLK:10,SNR1: 17.689 ,SNR2: 32.560
BLK:10,SNR1: 3.6989 ,SNR2: 8.8455
1748+031 2026/11/19 4.83UT TOYOKAWA-FUJI
C_peak= 0.136
t_peak= -0.020
t_edge= -0.080
t_cntr= -0.066
Cross/Auto Correlation
Time (sec)

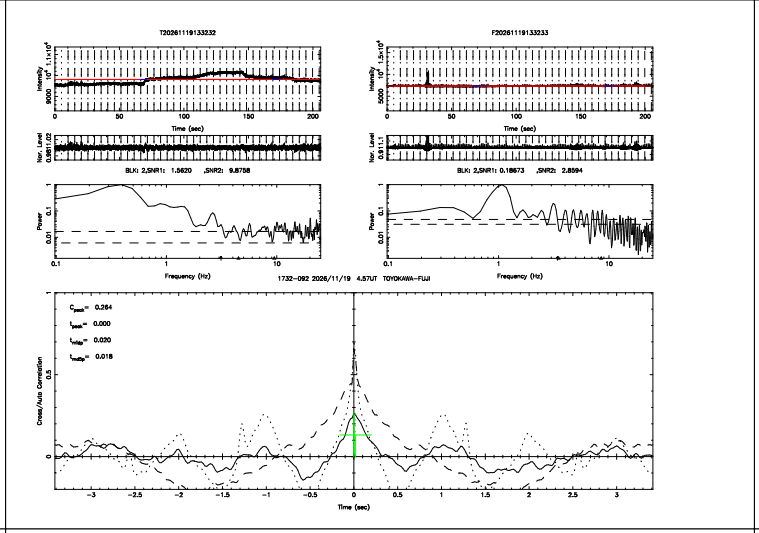
T20261119133232
F20261119133233
BLK: 2,SNR1: 1.5620 ,SNR2: 9.8758
BLK: 2,SNR1: 0.18573 ,SNR2: 2.8594
1732-092 2026/11/19 4.57UT TOYOKAWA-FUJI
C_peak= 0.284
t_peak= 0.000
t_edge= 0.020
t_cntr= 0.016
Cross/Auto Correlation
Time (sec)

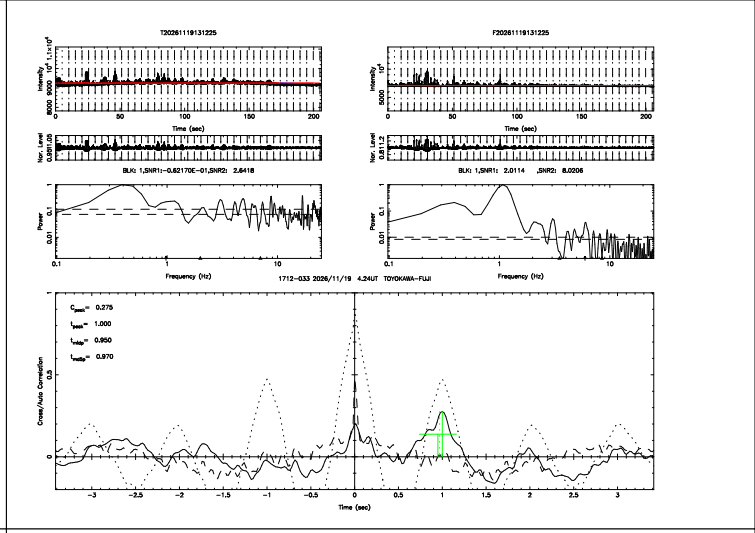
T20261119131225
F20261119131225
BLK: 1,SNR1:-0.62170E-01,SNR2: 2.6418
BLK: 1,SNR1: 2.0114 ,SNR2: 8.0206
1712-033 2026/11/19 4.24UT TOYOKAWA-FUJI
C_peak= 0.275
t_peak= 1.000
t_edge= 0.950
t_cntr= 0.970
Cross/Auto Correlation
Time (sec)

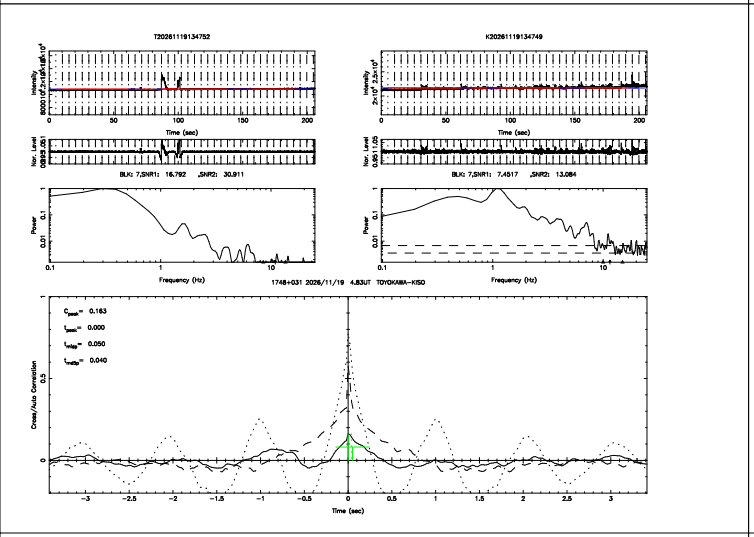
T20261119134752
K20261119134749
BLK: 7,SNR1: 16.792 ,SNR2: 30.911
BLK: 7,SNR1: 7.4517 ,SNR2: 13.084
1748+031 2026/11/19 4.83UT TOYOKAWA-KISO
C_peak= 0.163
t_peak= 0.000
t_edge= 0.050
t_cntr= 0.040
Cross/Auto Correlation
Time (sec)

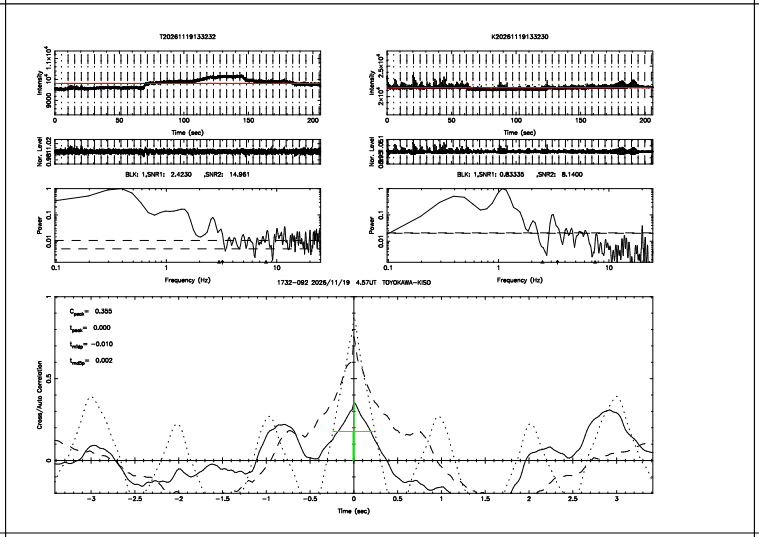
T20261119133232
K20261119133230
BLK: 1,SNR1: 2.4230 ,SNR2: 14.961
BLK: 1,SNR1: 0.83335 ,SNR2: 8.1400
1732-092 2026/11/19 4.57UT TOYOKAWA-KISO
C_peak= 0.355
t_peak= 0.000
t_edge= -0.010
t_cntr= 0.002
Cross/Auto Correlation
Time (sec)

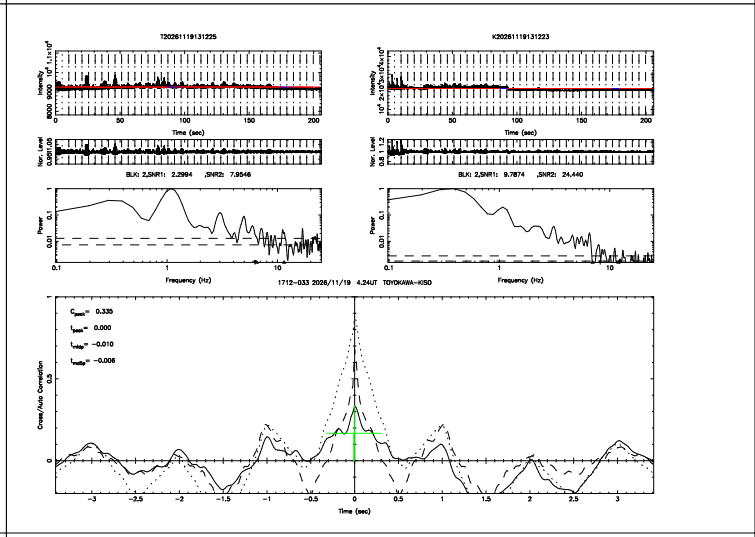
T20261119131225
K20261119131223
BLK: 2,SNR1: 2.2994 ,SNR2: 7.9546
BLK: 2,SNR1: 9.7874 ,SNR2: 24.440
1712-033 2026/11/19 4.24UT TOYOKAWA-KISO
C_peak= 0.335
t_peak= 0.000
t_edge= -0.010
t_cntr= -0.006
Cross/Auto Correlation
Time (sec)

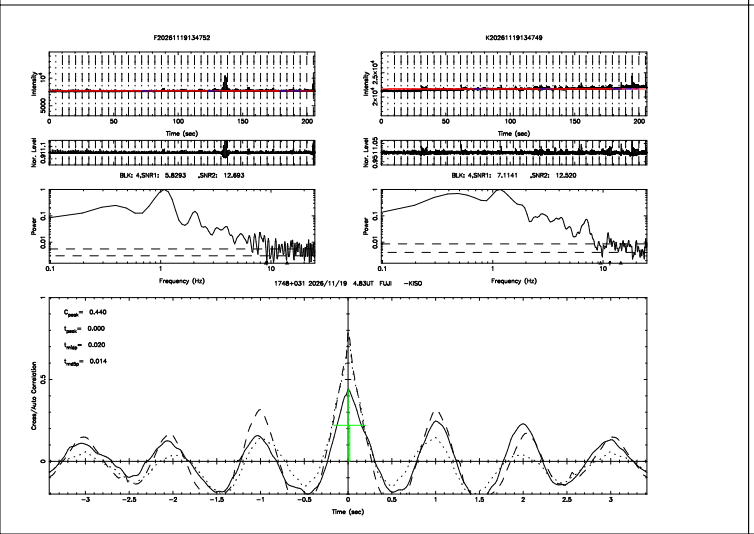
F20261119134752
K20261119134749
BLK: 4,SNR1: 5.8293 ,SNR2: 12.693
BLK: 4,SNR1: 7.1141 ,SNR2: 12.520
1748+031 2026/11/19 4.83UT FUJI -KISO
C_peak= 0.440
t_peak= 0.000
t_edge= 0.020
t_cntr= 0.014
Cross/Auto Correlation
Time (sec)

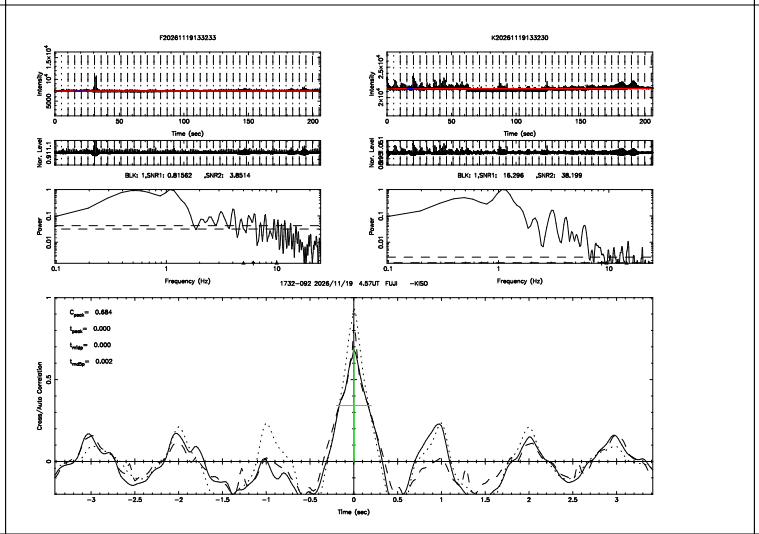
F20261119133233
K20261119133230
BLK: 1,SNR1: 0.81562 ,SNR2: 3.8514
BLK: 1,SNR1: 15.296 ,SNR2: 38.199
1732-092 2026/11/19 4.57UT FUJI -KISO
C_peak= 0.684
t_peak= 0.000
t_edge= 0.000
t_cntr= 0.002
Cross/Auto Correlation
Time (sec)

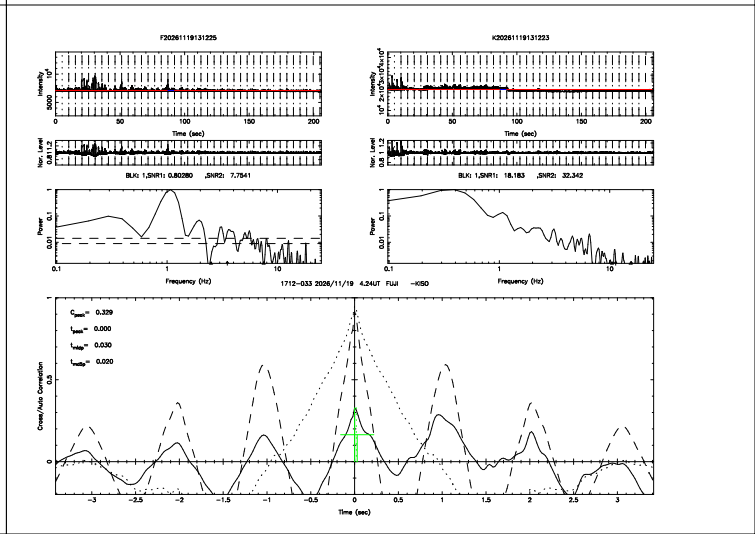
F20261119131225
K20261119131223
BLK: 1,SNR1: 0.80280 ,SNR2: 7.7541
BLK: 1,SNR1: 18.183 ,SNR2: 32.342
1712-033 2026/11/19 4.24UT FUJI -KISO
C_peak= 0.329
t_peak= 0.000
t_edge= 0.030
t_cntr= 0.020
Cross/Auto Correlation
Time (sec)

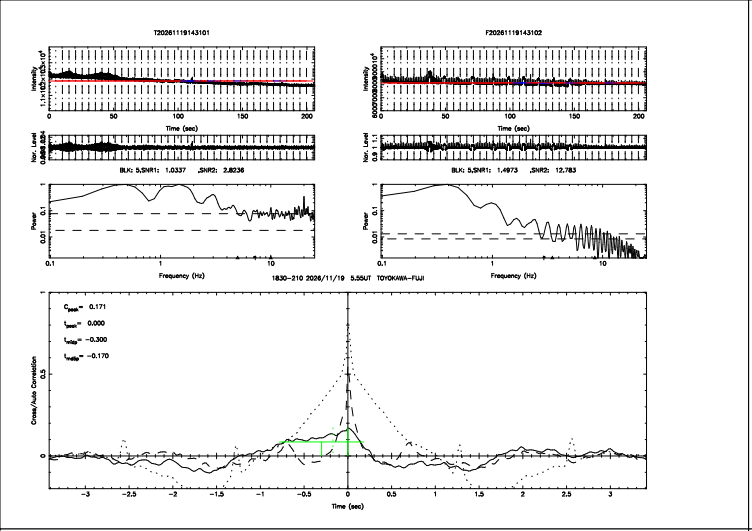
T20261119143101
F20261119143102
BLK: 5,SNR1: 1.0337 ,SNR2: 2.8236
BLK: 5,SNR1: 1.4973 ,SNR2: 12.783
1830-210 2026/11/19 5.55UT TOYOKAWA-FUJI
C_{peak}= 0.171
t_{peak}= 0.000
t_{rise}= -0.300
t_{fall}= -0.170

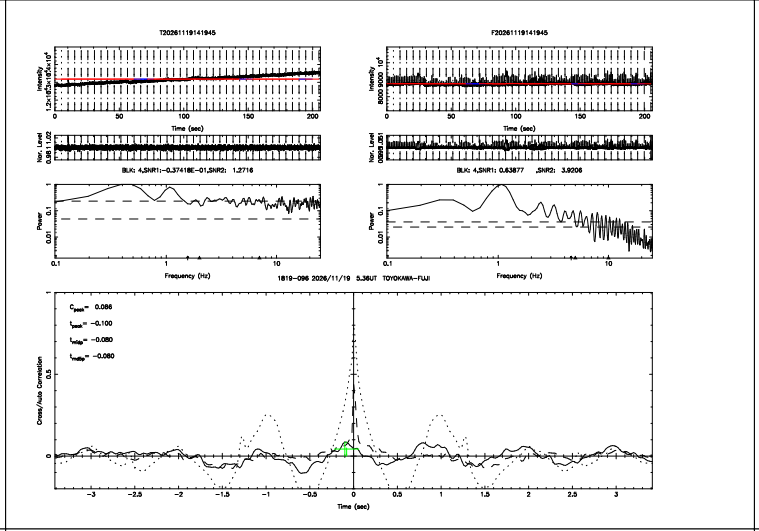
T20261119141945
F20261119141945
BLK: 4,SNR1:-0.37418E-01,SNR2: 1.2716
BLK: 4,SNR1: 0.63877 ,SNR2: 3.9206
1819-096 2026/11/19 5.36UT TOYOKAWA-FUJI
C_{peak}= 0.086
t_{peak}= -0.100
t_{rise}= -0.080
t_{fall}= -0.080

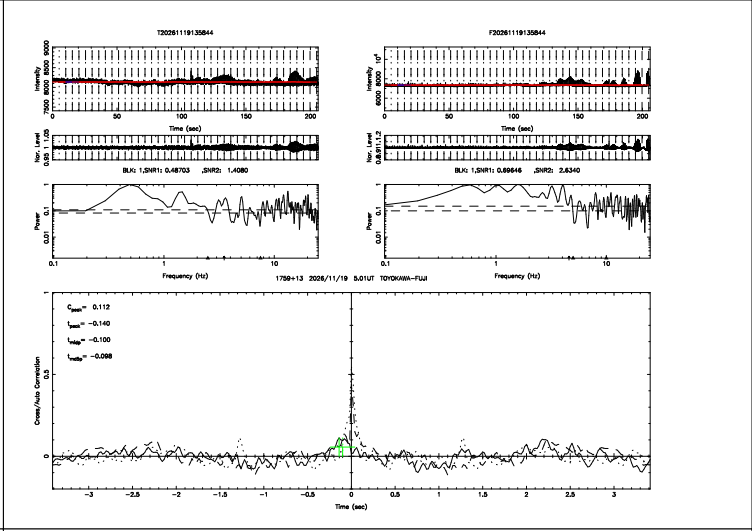
T20261119135844
F20261119135844
BLK: 1,SNR1: 0.48703 ,SNR2: 1.4080
BLK: 1,SNR1: 0.69646 ,SNR2: 2.6340
1759+13 2026/11/19 5.01UT TOYOKAWA-FUJI
C_{peak}= 0.112
t_{peak}= -0.140
t_{rise}= -0.100
t_{fall}= -0.098

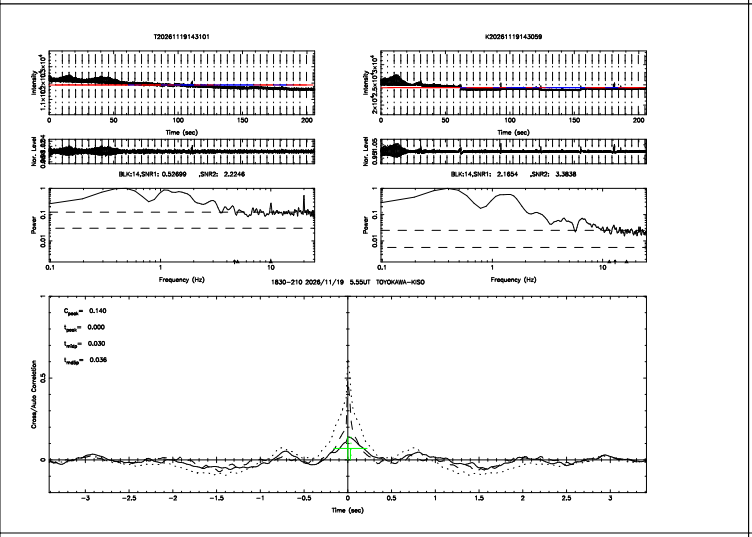
T20261119143101
K20261119143059
BLK:14,SNR1: 0.52699 ,SNR2: 2.2246
BLK:14,SNR1: 2.1654 ,SNR2: 3.3838
1830-210 2026/11/19 5.55UT TOYOKAWA-KISO
C_{peak}= 0.140
t_{peak}= 0.000
t_{rise}= 0.030
t_{fall}= 0.036

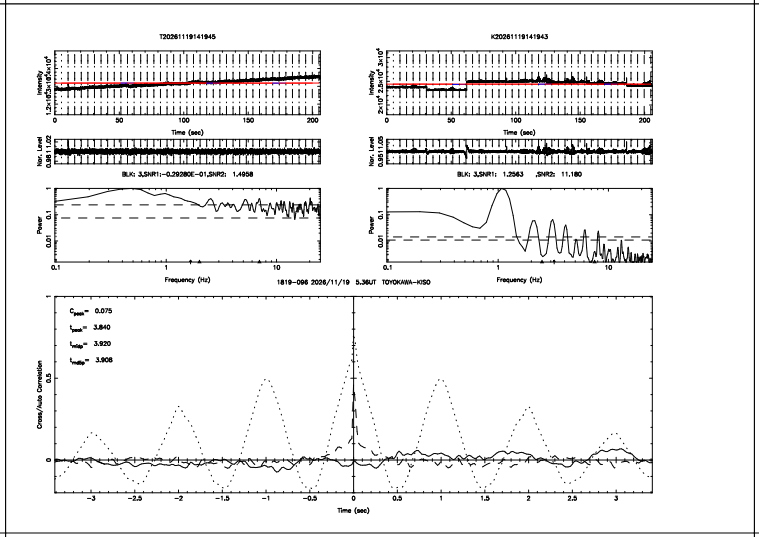
T20261119141945
K20261119141943
BLK: 3,SNR1:-0.29280E-01,SNR2: 1.4958
BLK: 3,SNR1: 1.2563 ,SNR2: 11.180
1819-096 2026/11/19 5.36UT TOYOKAWA-KISO
C_{peak}= 0.075
t_{peak}= 3.840
t_{rise}= 3.920
t_{fall}= 3.908

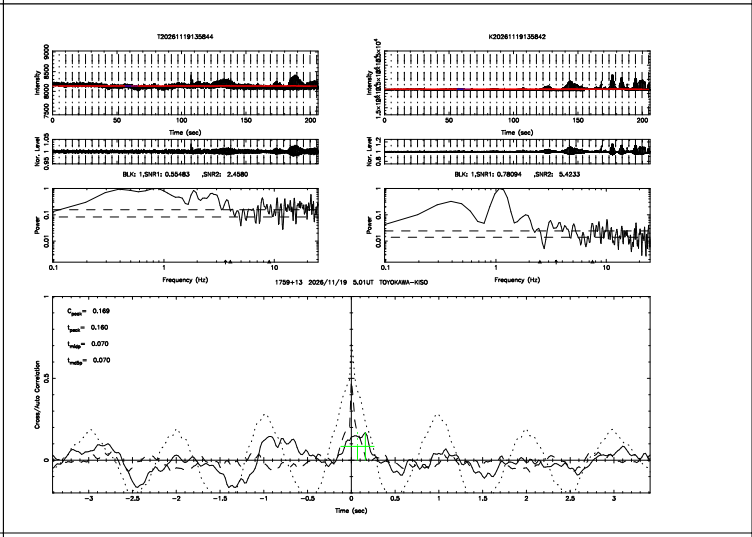
T20261119135844
K20261119135842
BLK: 1,SNR1: 0.55483 ,SNR2: 2.4580
BLK: 1,SNR1: 0.78094 ,SNR2: 5.4233
1759+13 2026/11/19 5.01UT TOYOKAWA-KISO
C_{peak}= 0.169
t_{peak}= 0.160
t_{rise}= 0.070
t_{fall}= 0.070

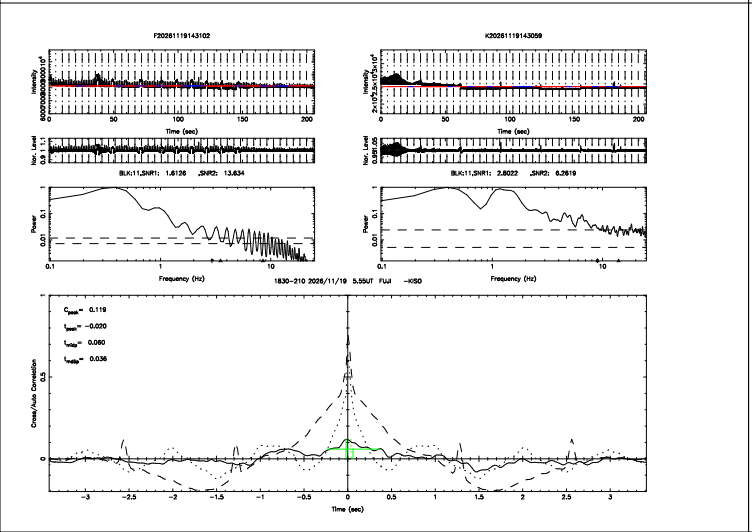
F20261119143102
K20261119143059
BLK:11,SNR1: 1.6126 ,SNR2: 13.634
BLK:11,SNR1: 2.8022 ,SNR2: 6.2619
1830-210 2026/11/19 5.55UT FUJI -KISO
C_{peak}= 0.119
t_{peak}= -0.020
t_{rise}= 0.060
t_{fall}= 0.036

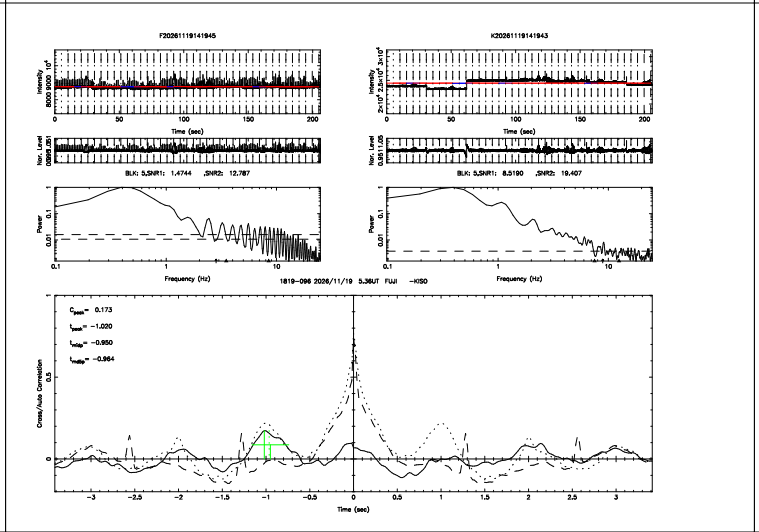
F20261119141945
K20261119141943
BLK: 5,SNR1: 1.4744 ,SNR2: 12.787
BLK: 5,SNR1: 8.5190 ,SNR2: 19.407
1819-096 2026/11/19 5.36UT FUJI -KISO
C_{peak}= 0.173
t_{peak}= -1.020
t_{rise}= -0.950
t_{fall}= -0.964

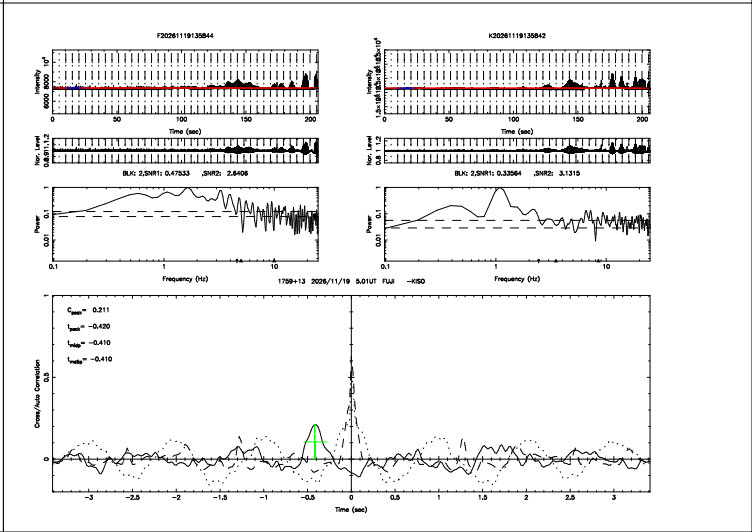
F20261119135844
K20261119135842
BLK: 2,SNR1: 0.47533 ,SNR2: 2.6406
BLK: 2,SNR1: 0.33564 ,SNR2: 3.1315
1759+13 2026/11/19 5.01UT FUJI -KISO
C_{peak}= 0.211
t_{peak}= -0.420
t_{rise}= -0.410
t_{fall}= -0.410

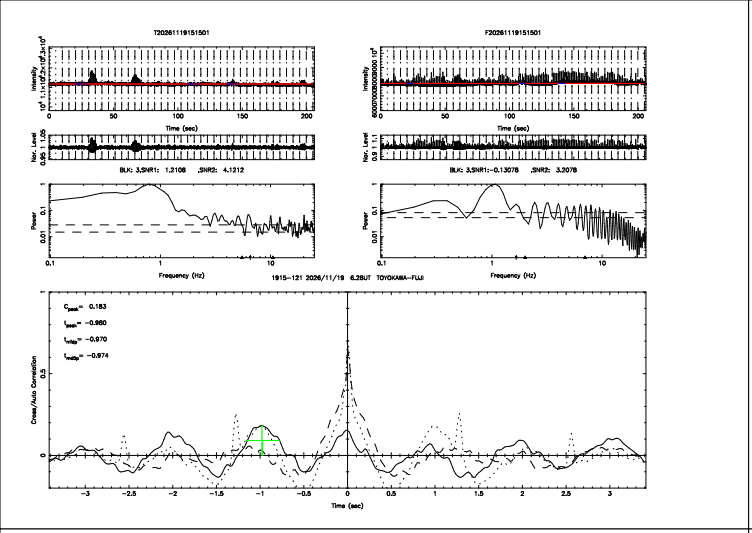
T20261119151501
F20261119151501
BLK: 3,SNR1: 1.2108 ,SNR2: 4.1212
BLK: 3,SNR1:-0.13078 ,SNR2: 3.2078
1915-121 2026/11/19 6.28UT TOYOKAWA-FUJI
C_peak= 0.183
t_peak= -0.980
t_rdip= -0.970
t_rsdip= -0.974
Intensity
Nor. Level
Power
Frequency (Hz)
Cross/Auto Correlation
Time (sec)

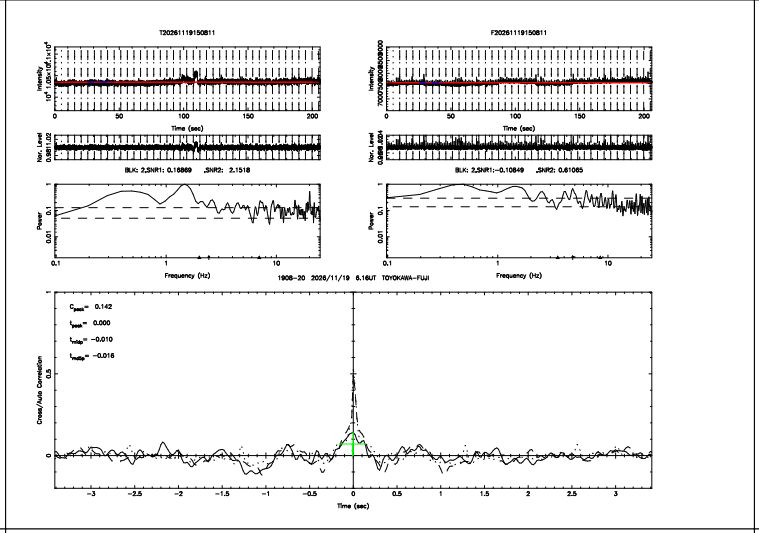
T20261119150811
F20261119150811
BLK: 2,SNR1: 0.16869 ,SNR2: 2.1518
BLK: 2,SNR1:-0.10849 ,SNR2: 0.61065
1908-30 2026/11/19 6.16UT TOYOKAWA-FUJI
C_peak= 0.142
t_peak= 0.000
t_rdip= -0.010
t_rsdip= -0.016
Intensity
Nor. Level
Power
Frequency (Hz)
Cross/Auto Correlation
Time (sec)

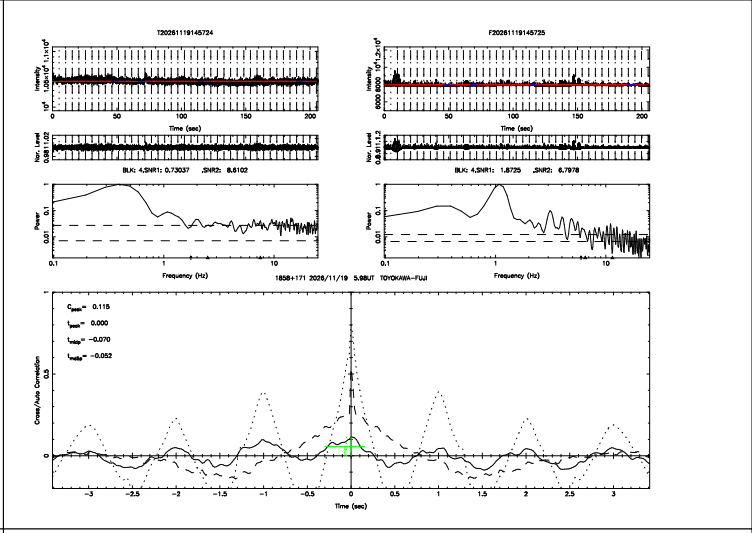
T20261119145724
F20261119145725
BLK: 4,SNR1: 0.73037 ,SNR2: 8.6102
BLK: 4,SNR1: 1.8725 ,SNR2: 8.7978
1858+171 2026/11/19 5.98UT TOYOKAWA-FUJI
C_peak= 0.115
t_peak= 0.000
t_rdip= -0.070
t_rsdip= -0.052
Intensity
Nor. Level
Power
Frequency (Hz)
Cross/Auto Correlation
Time (sec)

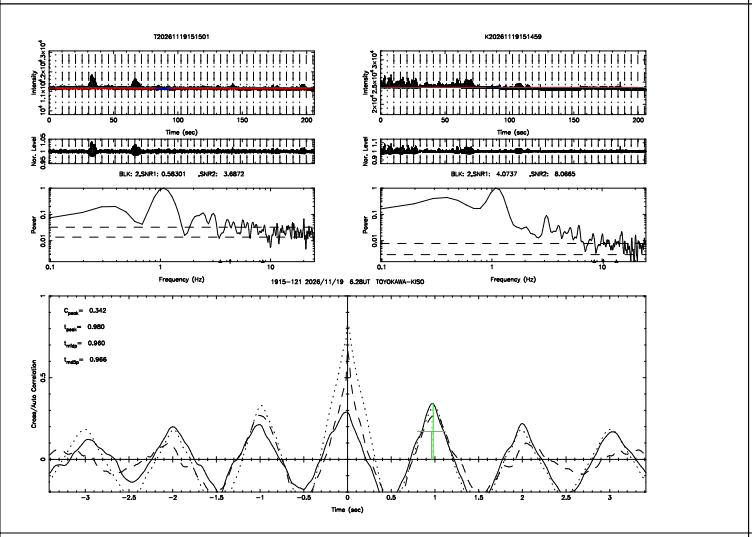
T20261119151501
K20261119151459
BLK: 2,SNR1: 0.58301 ,SNR2: 3.6872
BLK: 2,SNR1: 4.0737 ,SNR2: 8.0665
1915-121 2026/11/19 6.28UT TOYOKAWA-KISO
C_peak= 0.342
t_peak= 0.980
t_rdip= 0.960
t_rsdip= 0.966
Intensity
Nor. Level
Power
Frequency (Hz)
Cross/Auto Correlation
Time (sec)

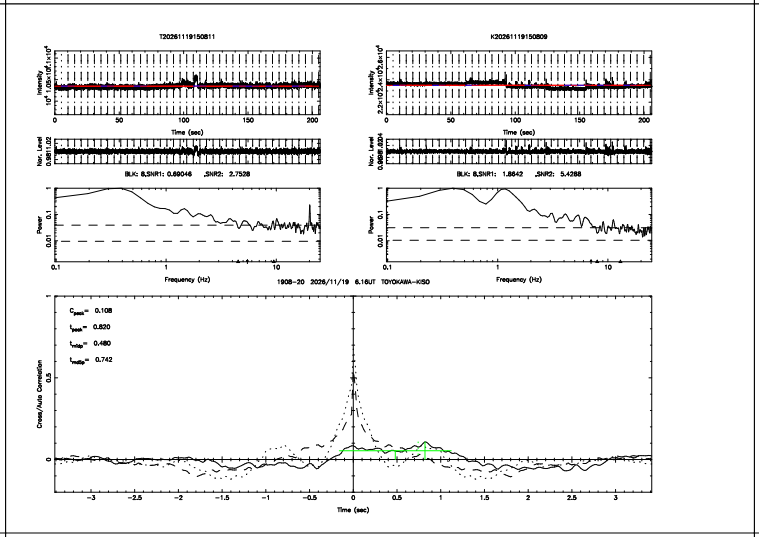
T20261119150811
K20261119150809
BLK: 8,SNR1: 0.69046 ,SNR2: 2.7528
BLK: 8,SNR1: 1.8642 ,SNR2: 5.4288
1908-30 2026/11/19 6.16UT TOYOKAWA-KISO
C_peak= 0.108
t_peak= 0.820
t_rdip= 0.480
t_rsdip= 0.742
Intensity
Nor. Level
Power
Frequency (Hz)
Cross/Auto Correlation
Time (sec)

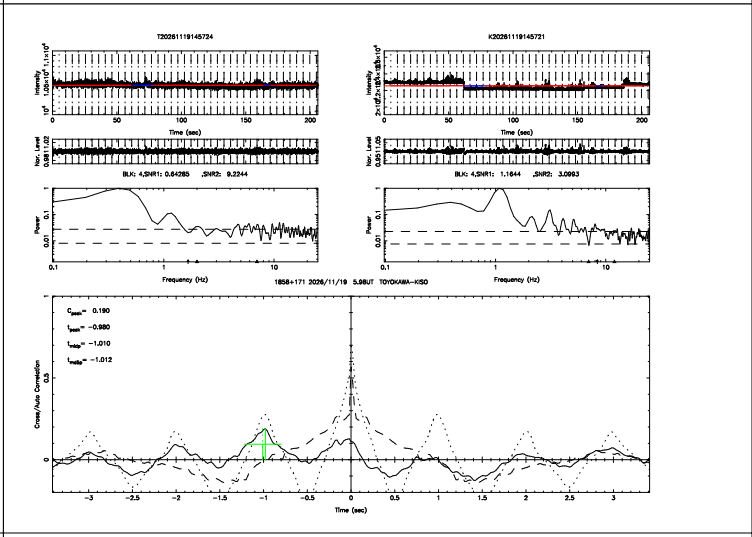
T20261119145724
K20261119145721
BLK: 4,SNR1: 0.64285 ,SNR2: 9.2244
BLK: 4,SNR1: 1.1644 ,SNR2: 3.0693
1858+171 2026/11/19 5.98UT TOYOKAWA-KISO
C_peak= 0.190
t_peak= -0.980
t_rdip= -1.010
t_rsdip= -1.012
Intensity
Nor. Level
Power
Frequency (Hz)
Cross/Auto Correlation
Time (sec)

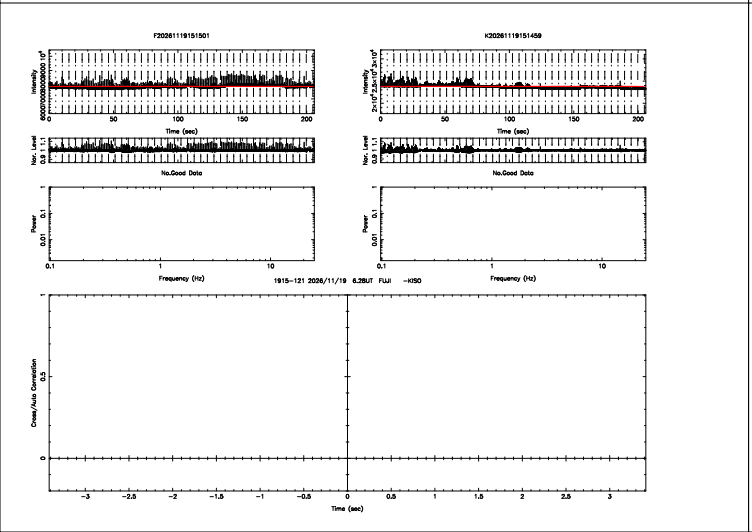
F20261119151501
K20261119151459
No.Good Data
No.Good Data
1915-121 2026/11/19 6.28UT FUJI -KISO
Intensity
Nor. Level
Power
Frequency (Hz)
Cross/Auto Correlation
Time (sec)

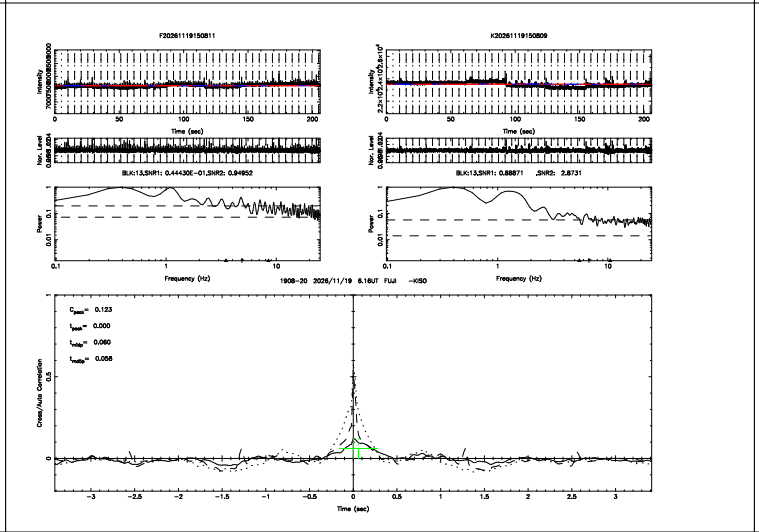
F20261119150811
K20261119150809
BLK:13,SNR1: 0.44430E-01,SNR2: 0.94952
BLK:13,SNR1: 0.88871 ,SNR2: 2.8731
1908-30 2026/11/19 6.16UT FUJI -KISO
C_peak= 0.123
t_peak= 0.000
t_rdip= 0.060
t_rsdip= 0.058
Intensity
Nor. Level
Power
Frequency (Hz)
Cross/Auto Correlation
Time (sec)

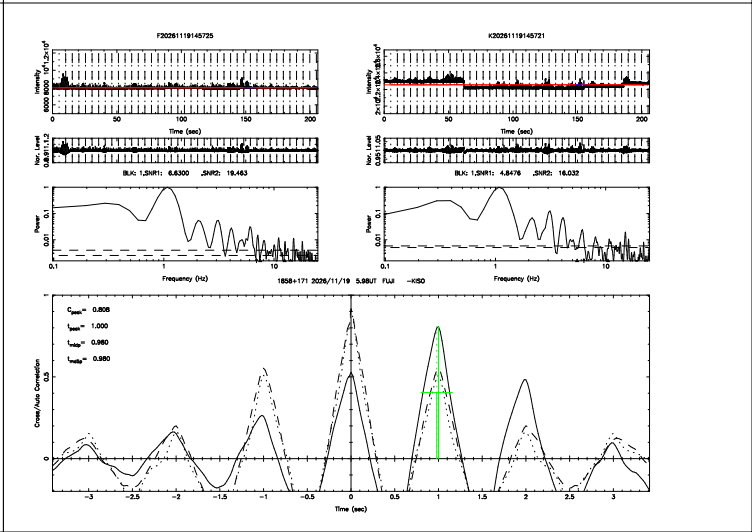
F20261119145725
K20261119145721
BLK: 1,SNR1: 0.6300 ,SNR2: 19.463
BLK: 1,SNR1: 4.8476 ,SNR2: 16.032
1858+171 2026/11/19 5.98UT FUJI -KISO
C_peak= 0.808
t_peak= 1.000
t_rdip= 0.960
t_rsdip= 0.960
Intensity
Nor. Level
Power
Frequency (Hz)
Cross/Auto Correlation
Time (sec)

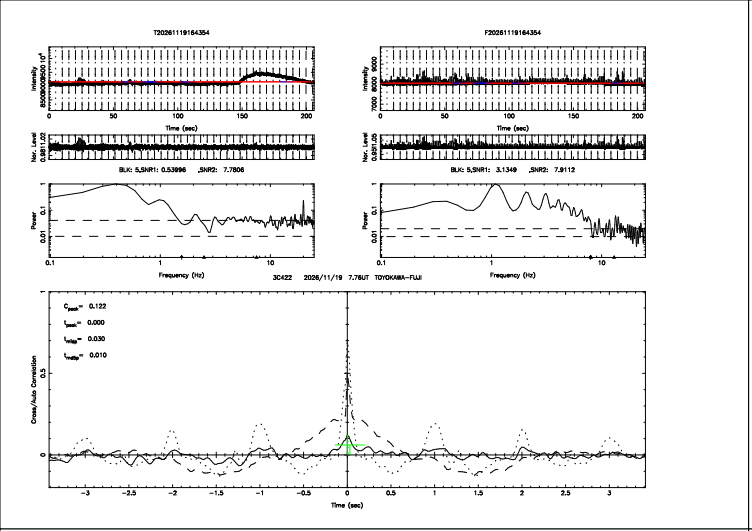
T20261119164354
F20261119164354
BLK: 5,SNR1: 0.53996 ,SNR2: 7.7806
BLK: 5,SNR1: 3.1349 ,SNR2: 7.9112
3C422 2026/11/19 7.76UT TOYOKAWA-FUJI
C_peak= 0.122
t_peak= 0.000
t_ridge= 0.030
t_notby= 0.010
Time (sec)
Frequency (Hz)
Cross/Auto Correlation

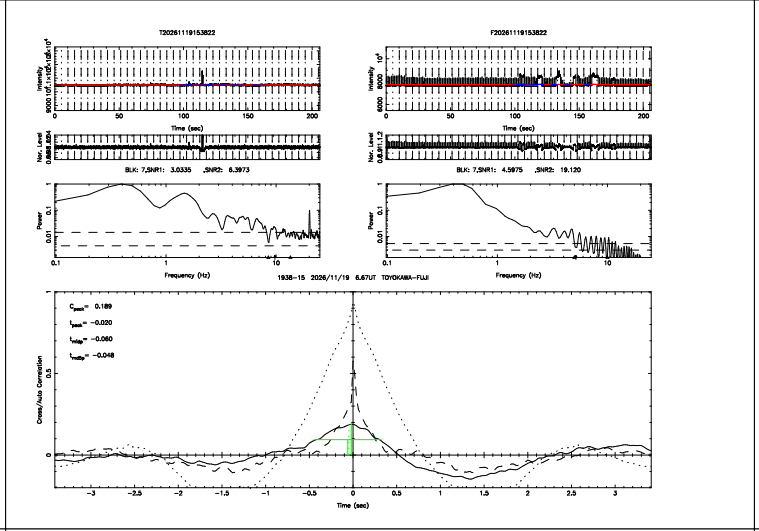
T20261119153822
F20261119153822
BLK: 7,SNR1: 3.0335 ,SNR2: 6.3973
BLK: 7,SNR1: 4.5975 ,SNR2: 19.120
1938-15 2026/11/19 6.67UT TOYOKAWA-FUJI
C_peak= 0.189
t_peak= -0.020
t_ridge= -0.060
t_notby= -0.048
Time (sec)
Frequency (Hz)
Cross/Auto Correlation

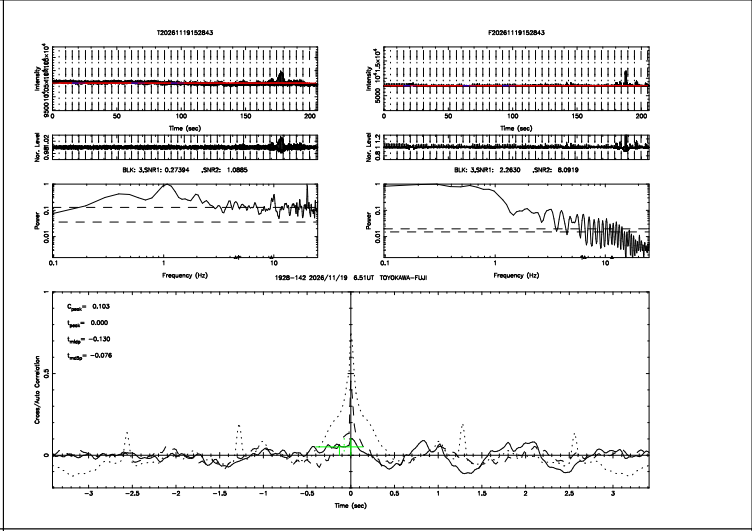
T20261119152843
F20261119152843
BLK: 3,SNR1: 0.37394 ,SNR2: 1.0885
BLK: 3,SNR1: 2.2630 ,SNR2: 8.0919
1928-142 2026/11/19 6.51UT TOYOKAWA-FUJI
C_peak= 0.103
t_peak= 0.000
t_ridge= -0.130
t_notby= -0.076
Time (sec)
Frequency (Hz)
Cross/Auto Correlation

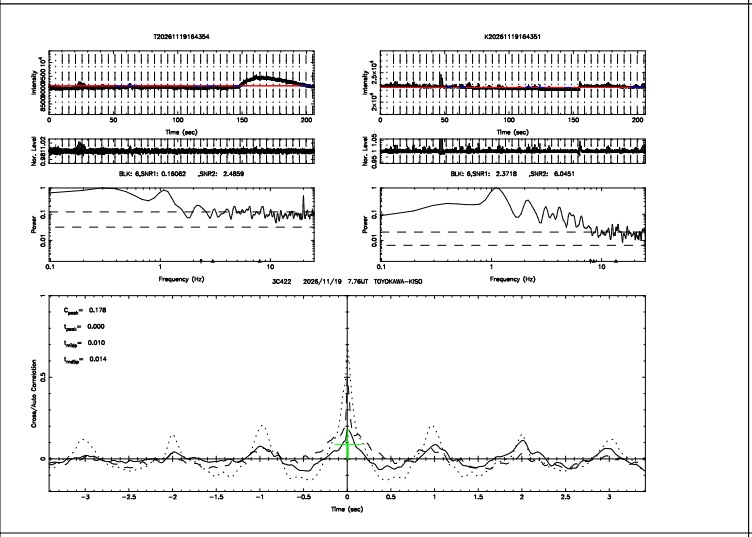
T20261119164354
K20261119164351
BLK: 6,SNR1: 0.16062 ,SNR2: 2.4859
BLK: 6,SNR1: 2.3718 ,SNR2: 6.0451
3C422 2026/11/19 7.76UT TOYOKAWA-KISO
C_peak= 0.178
t_peak= 0.000
t_ridge= 0.010
t_notby= 0.014
Time (sec)
Frequency (Hz)
Cross/Auto Correlation

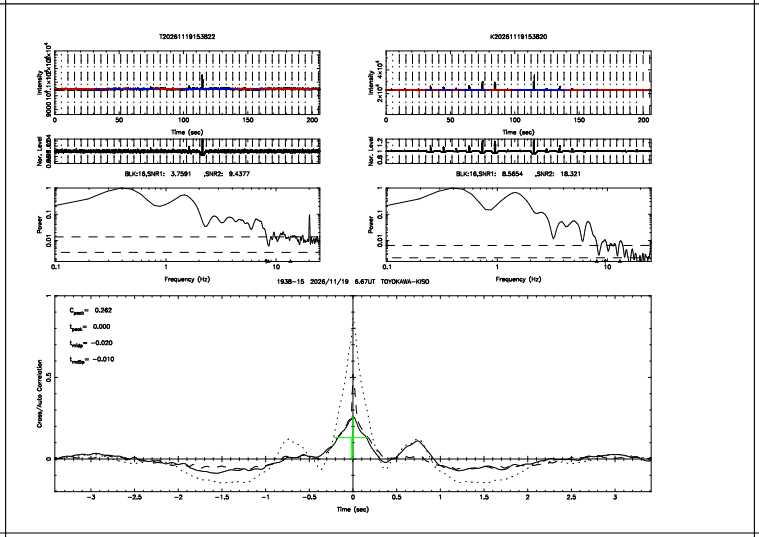
T20261119153822
K20261119153820
BLK:16,SNR1: 3.7591 ,SNR2: 9.4377
BLK:16,SNR1: 8.5854 ,SNR2: 18.321
1938-15 2026/11/19 6.67UT TOYOKAWA-KISO
C_peak= 0.262
t_peak= 0.000
t_ridge= -0.020
t_notby= -0.010
Time (sec)
Frequency (Hz)
Cross/Auto Correlation

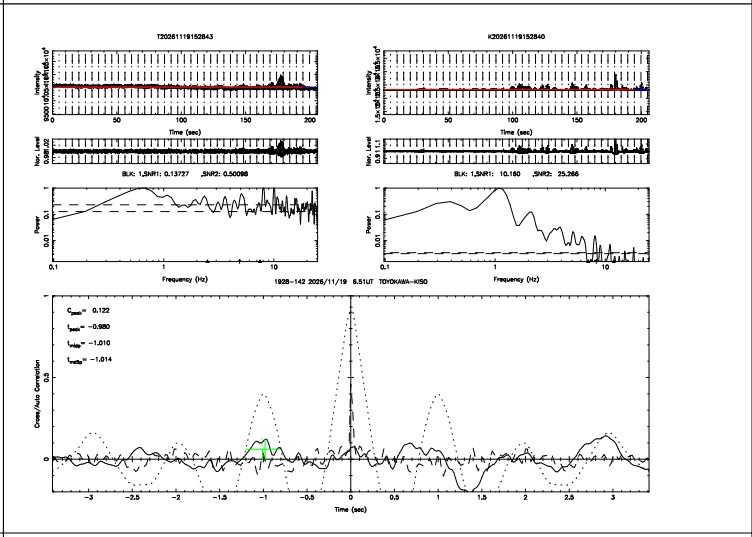
T20261119152843
K20261119152840
BLK: 1,SNR1: 0.13727 ,SNR2: 0.50098
BLK: 1,SNR1: 10.160 ,SNR2: 25.266
1928-142 2026/11/19 6.51UT TOYOKAWA-KISO
C_peak= 0.122
t_peak= -0.980
t_ridge= -1.010
t_notby= -1.014
Time (sec)
Frequency (Hz)
Cross/Auto Correlation

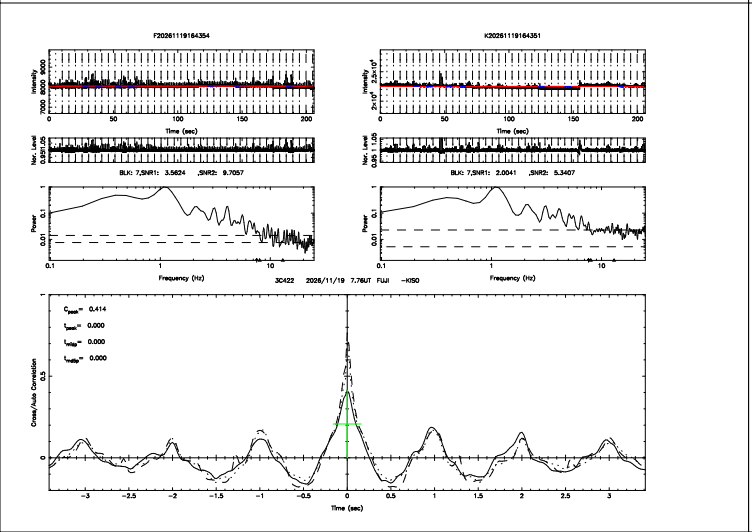
F20261119164354
K20261119164351
BLK: 7,SNR1: 3.5624 ,SNR2: 9.7057
BLK: 7,SNR1: 2.0041 ,SNR2: 5.3407
3C422 2026/11/19 7.76UT FUJI -KISO
C_peak= 0.414
t_peak= 0.000
t_ridge= 0.000
t_notby= 0.000
Time (sec)
Frequency (Hz)
Cross/Auto Correlation

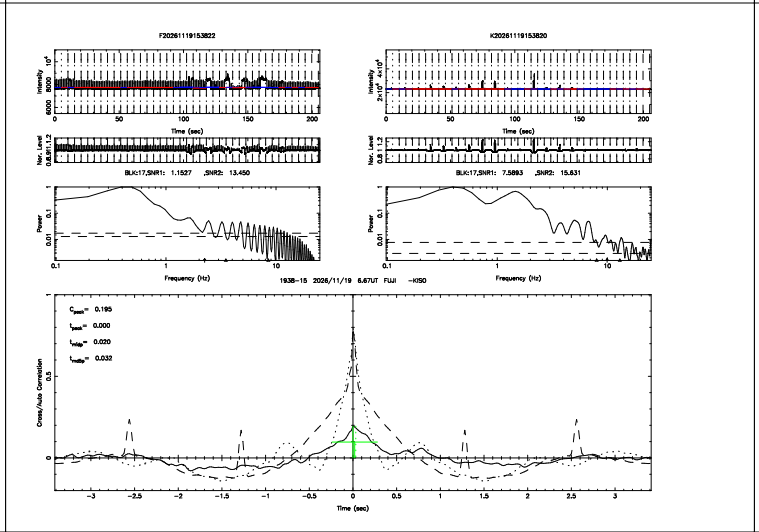
F20261119153822
K20261119153820
BLK:17,SNR1: 1.1527 ,SNR2: 13.450
BLK:17,SNR1: 7.5893 ,SNR2: 15.531
1938-15 2026/11/19 6.67UT FUJI -KISO
C_peak= 0.195
t_peak= 0.000
t_ridge= 0.020
t_notby= -0.032
Time (sec)
Frequency (Hz)
Cross/Auto Correlation

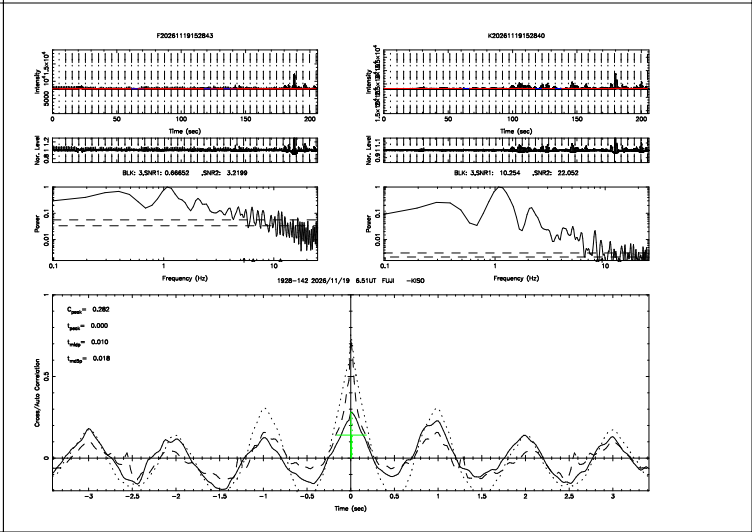
F20261119152843
K20261119152840
BLK: 3,SNR1: 0.66652 ,SNR2: 3.2199
BLK: 3,SNR1: 10.254 ,SNR2: 22.052
1928-142 2026/11/19 6.51UT FUJI -KISO
C_peak= 0.282
t_peak= 0.000
t_ridge= 0.010
t_notby= 0.018
Time (sec)
Frequency (Hz)
Cross/Auto Correlation

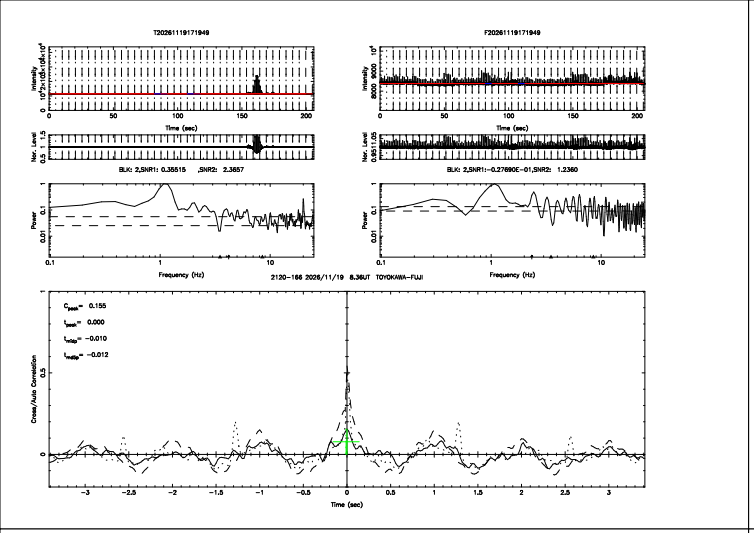
T20261119171949
F20261119171949
BLK: 2,SNR1: 0.35515 ,SNR2: 2.3857
BLK: 2,SNR1:-0.27690E-01,SNR2: 1.2360
2120-166 2026/11/19 8.36UT TOYOKAWA-FUJI
C_peak= 0.155
t_peak= 0.000
t_edge= -0.010
t_valley= -0.012
Cross/Auto Correlation
Time (sec)
Frequency (Hz)

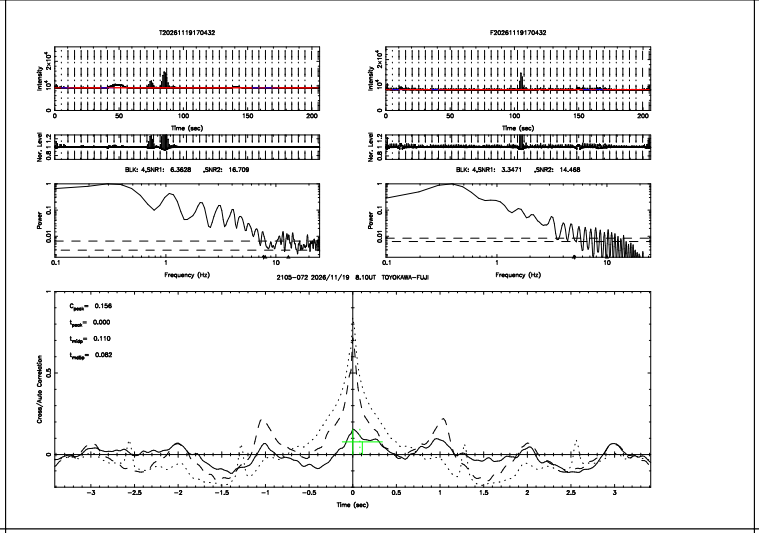
T20261119170432
F20261119170432
BLK: 4,SNR1: 6.3628 ,SNR2: 16.709
BLK: 4,SNR1: 3.3471 ,SNR2: 14.468
2105-072 2026/11/19 8.10UT TOYOKAWA-FUJI
C_peak= 0.156
t_peak= 0.000
t_edge= 0.110
t_valley= 0.082
Cross/Auto Correlation
Time (sec)
Frequency (Hz)

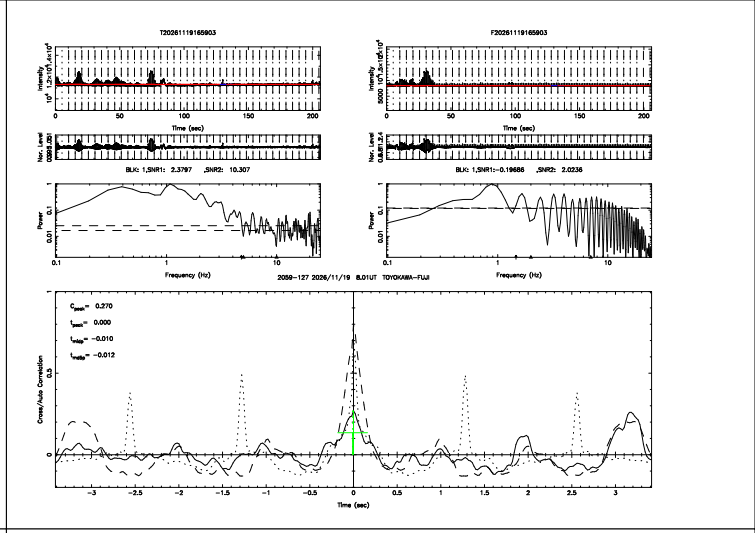
T20261119165903
F20261119165903
BLK: 1,SNR1: 2.3797 ,SNR2: 10.307
BLK: 1,SNR1:-0.19686 ,SNR2: 2.0236
2059-127 2026/11/19 8.01UT TOYOKAWA-FUJI
C_peak= 0.270
t_peak= 0.000
t_edge= -0.010
t_valley= -0.012
Cross/Auto Correlation
Time (sec)
Frequency (Hz)

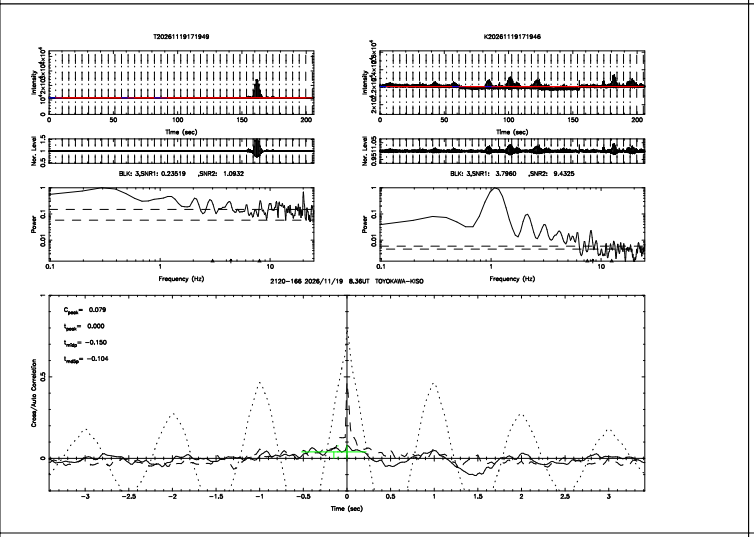
T20261119171949
K20261119171946
BLK: 3,SNR1: 0.23519 ,SNR2: 1.0932
BLK: 3,SNR1: 3.7960 ,SNR2: 9.4325
2120-166 2026/11/19 8.36UT TOYOKAWA-KISO
C_peak= 0.079
t_peak= 0.000
t_edge= -0.150
t_valley= -0.104
Cross/Auto Correlation
Time (sec)
Frequency (Hz)

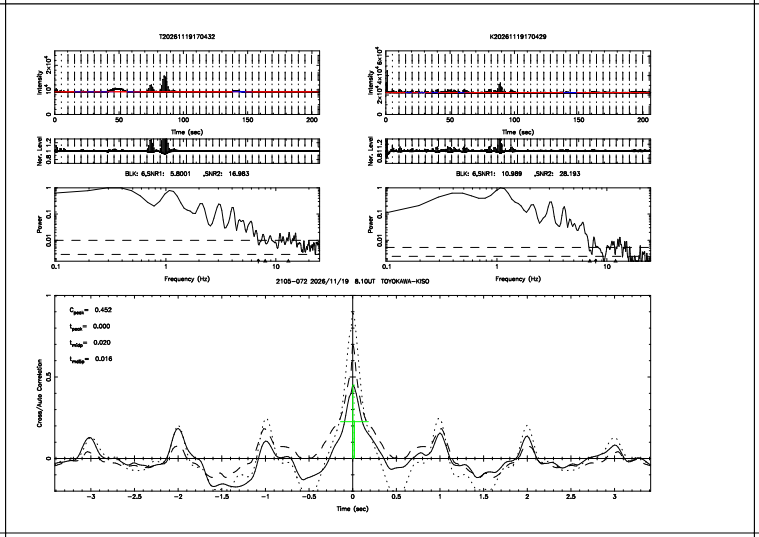
T20261119170432
K20261119170429
BLK: 6,SNR1: 5.8001 ,SNR2: 16.953
BLK: 6,SNR1: 10.989 ,SNR2: 28.193
2105-072 2026/11/19 8.10UT TOYOKAWA-KISO
C_peak= 0.452
t_peak= 0.000
t_edge= 0.020
t_valley= 0.016
Cross/Auto Correlation
Time (sec)
Frequency (Hz)

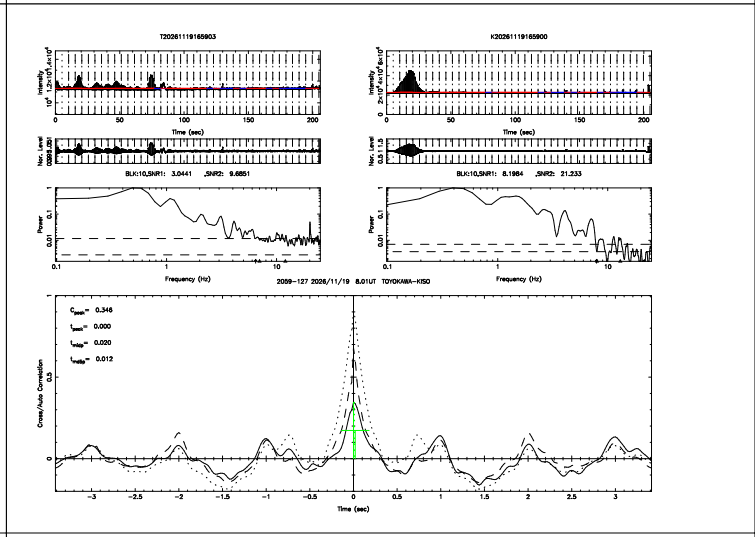
T20261119165903
K20261119165900
BLK:10,SNR1: 3.0441 ,SNR2: 9.6851
BLK:10,SNR1: 8.1964 ,SNR2: 21.233
2059-127 2026/11/19 8.01UT TOYOKAWA-KISO
C_peak= 0.346
t_peak= 0.000
t_edge= 0.020
t_valley= 0.012
Cross/Auto Correlation
Time (sec)
Frequency (Hz)

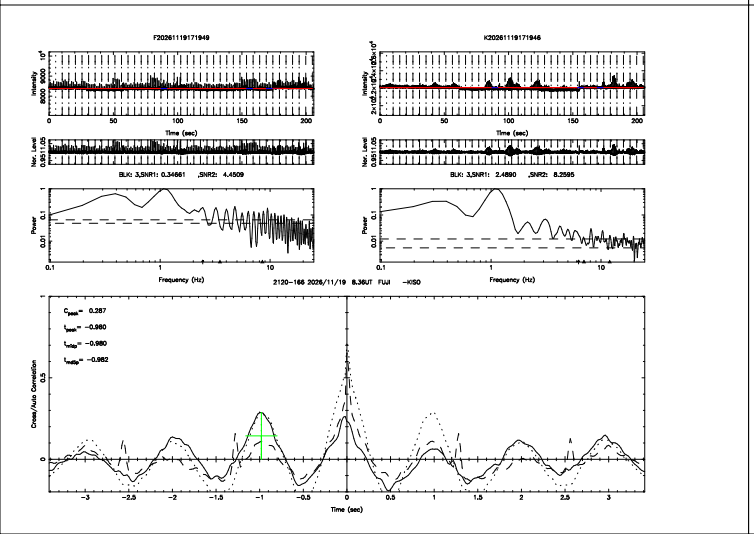
F20261119171949
K20261119171946
BLK: 3,SNR1: 0.34661 ,SNR2: 4.4509
BLK: 3,SNR1: 2.4890 ,SNR2: 8.2595
2120-166 2026/11/19 8.36UT FUJI -KISO
C_peak= 0.287
t_peak= -0.980
t_edge= -0.980
t_valley= -0.982
Cross/Auto Correlation
Time (sec)
Frequency (Hz)

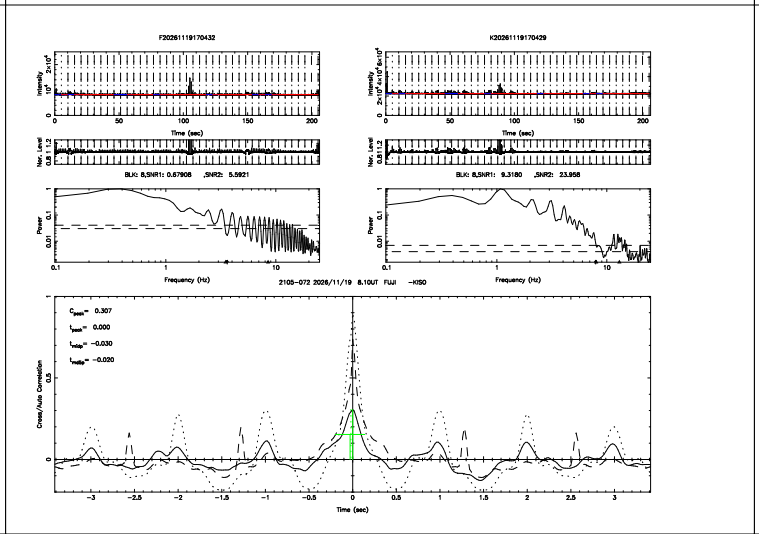
F20261119170432
K20261119170429
BLK: 8,SNR1: 0.67908 ,SNR2: 5.5921
BLK: 8,SNR1: 9.3180 ,SNR2: 23.958
2105-072 2026/11/19 8.10UT FUJI -KISO
C_peak= 0.307
t_peak= 0.000
t_edge= -0.030
t_valley= -0.020
Cross/Auto Correlation
Time (sec)
Frequency (Hz)

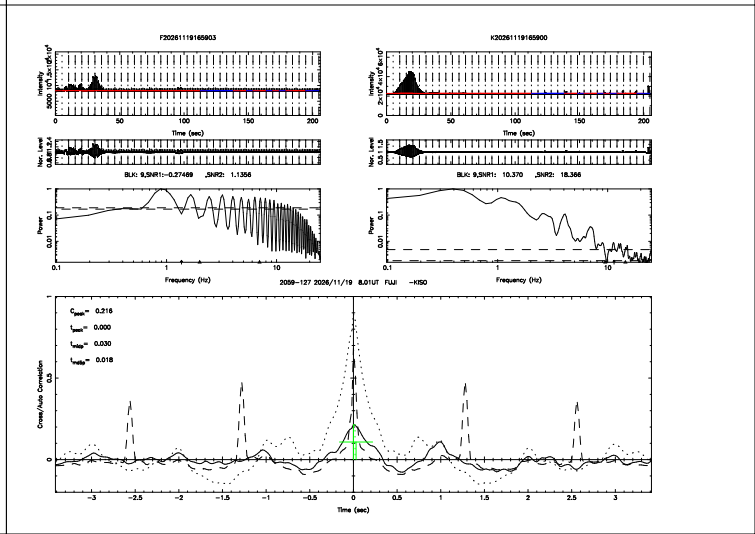
F20261119165903
K20261119165900
BLK: 9,SNR1:-0.27469 ,SNR2: 1.1356
BLK: 9,SNR1: 10.370 ,SNR2: 18.366
2059-127 2026/11/19 8.01UT FUJI -KISO
C_peak= 0.215
t_peak= 0.000
t_edge= 0.030
t_valley= 0.018
Cross/Auto Correlation
Time (sec)
Frequency (Hz)

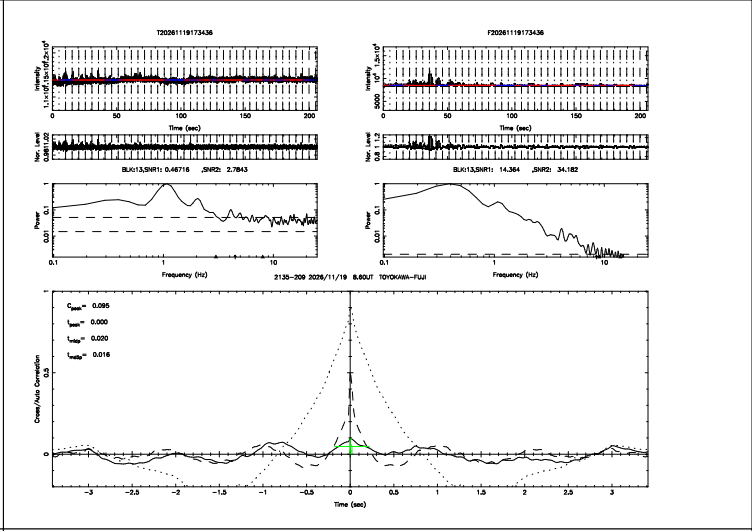
T20261119173436
F20261119173436
Intensity
Time (sec)
Nor. Level
BLK13,SNR1: 0.46716 ,SNR2: 2.7843
BLK13,SNR1: 14.364 ,SNR2: 34.182
Power
Frequency (Hz)
2135-209 2026/11/19 8.60UT TOYOKAWA--FUJI
C_max= 0.095
t_max= 0.000
t_max= 0.020
t_centr= 0.016
Cross/Auto Correlation
Time (sec)

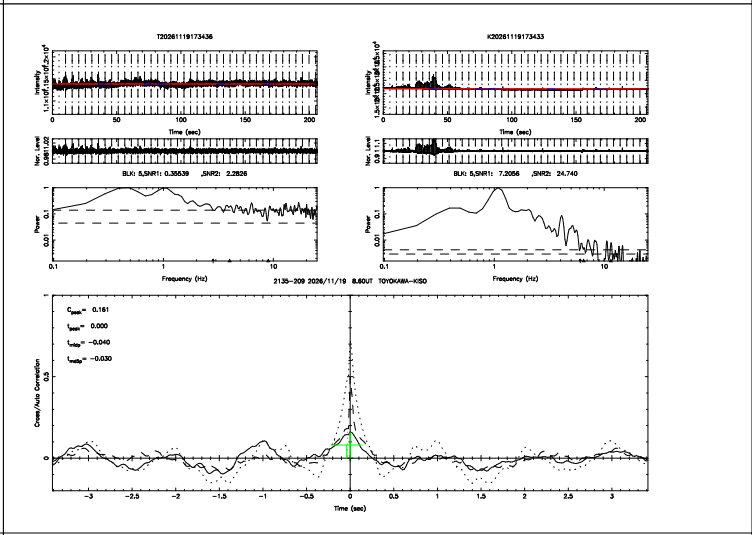
T20261119173436
K20261119173433
Intensity
Time (sec)
Nor. Level
BLK 5,SNR1: 0.35539 ,SNR2: 2.2826
BLK 5,SNR1: 7.2056 ,SNR2: 24.740
Power
Frequency (Hz)
2135-209 2026/11/19 8.60UT TOYOKAWA--KISO
C_max= 0.161
t_max= 0.000
t_max= -0.040
t_centr= -0.030
Cross/Auto Correlation
Time (sec)

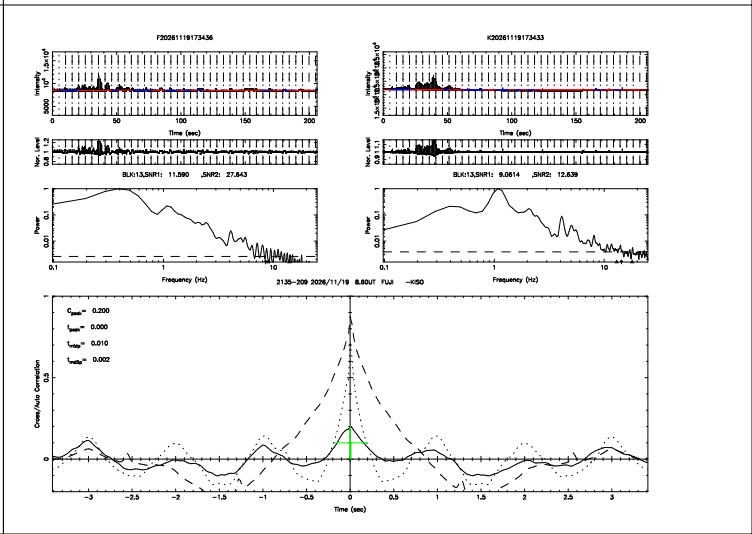
F20261119173436
K20261119173433
Intensity
Time (sec)
Nor. Level
BLK13,SNR1: 11.590 ,SNR2: 27.643
BLK13,SNR1: 9.0614 ,SNR2: 12.639
Power
Frequency (Hz)
2135-209 2026/11/19 8.60UT FUJI --KISO
C_max= 0.200
t_max= 0.000
t_max= 0.010
t_centr= 0.002
Cross/Auto Correlation
Time (sec)