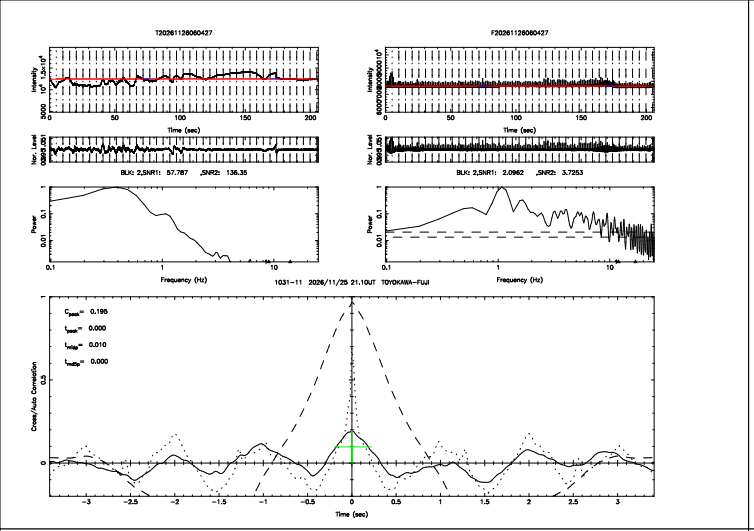
T20261126060427
F20261126060427
BLK: 2,SNR1: 57.787 ,SNR2: 136.35
BLK: 2,SNR1: 2.0962 ,SNR2: 3.7253
1031-11 2026/11/25 21.10UT TOYOKAWA-FUJI
C_peak= 0.195
t_peak= 0.000
t_edge= 0.010
t_edge= 0.000
Cross/Auto Correlation
Time (sec)

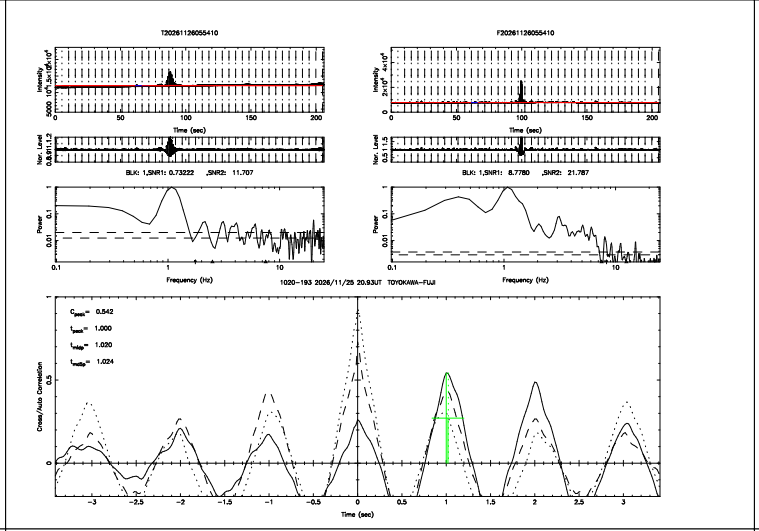
T20261126055410
F20261126055410
BLK: 1,SNR1: 0.73222 ,SNR2: 11.707
BLK: 1,SNR1: 8.7780 ,SNR2: 21.787
1020-193 2026/11/25 20.93UT TOYOKAWA-FUJI
C_peak= 0.542
t_peak= 1.000
t_edge= 1.020
t_edge= 1.024
Cross/Auto Correlation
Time (sec)

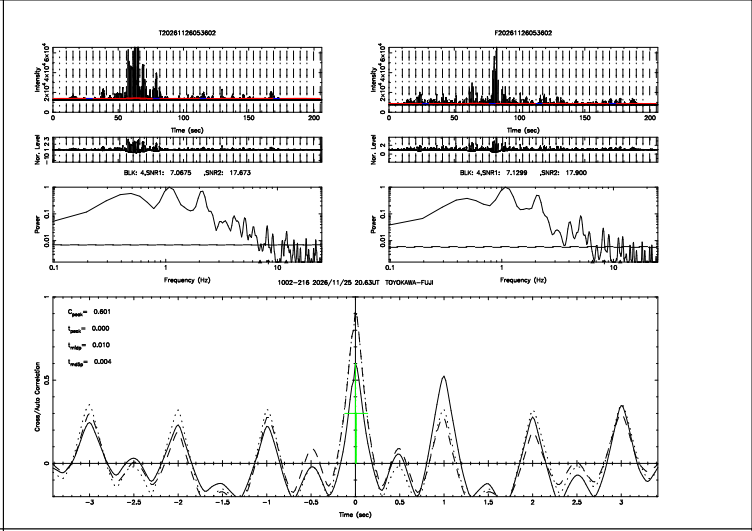
T20261126053602
F20261126053602
BLK: 4,SNR1: 7.0675 ,SNR2: 17.673
BLK: 4,SNR1: 7.1299 ,SNR2: 17.900
1002-216 2026/11/25 20.63UT TOYOKAWA-FUJI
C_peak= 0.601
t_peak= 0.000
t_edge= 0.010
t_edge= 0.004
Cross/Auto Correlation
Time (sec)

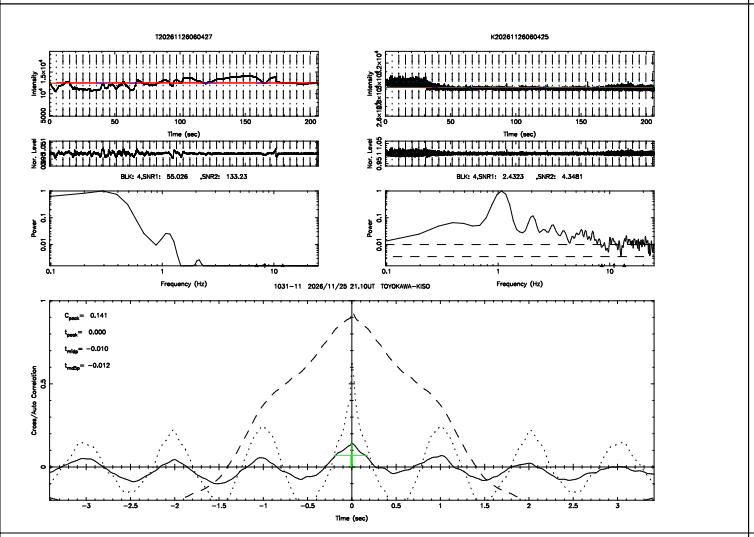
T20261126060427
K20261126060425
BLK: 4,SNR1: 55.026 ,SNR2: 133.23
BLK: 4,SNR1: 2.4323 ,SNR2: 4.3481
1031-11 2026/11/25 21.10UT TOYOKAWA-KISO
C_peak= 0.141
t_peak= 0.000
t_edge= -0.010
t_edge= -0.012
Cross/Auto Correlation
Time (sec)

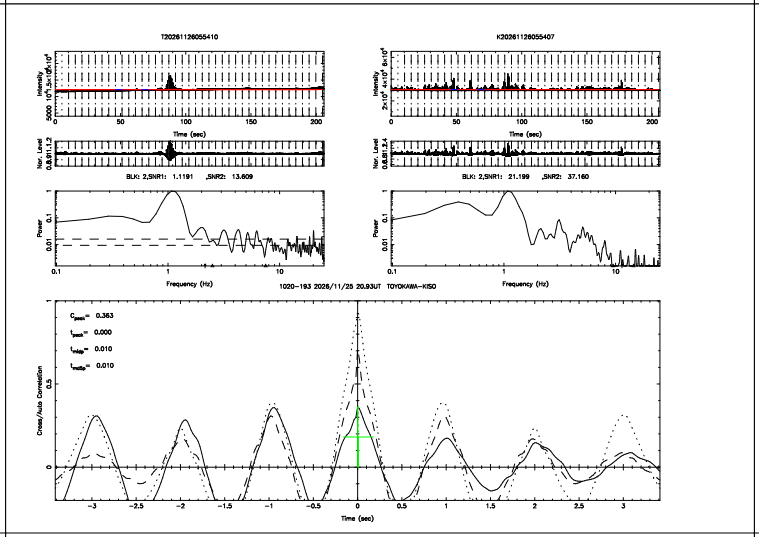
T20261126055410
K20261126055407
BLK: 2,SNR1: 1.1191 ,SNR2: 13.609
BLK: 2,SNR1: 21.199 ,SNR2: 37.160
1020-193 2026/11/25 20.93UT TOYOKAWA-KISO
C_peak= 0.363
t_peak= 0.000
t_edge= 0.010
t_edge= 0.010
Cross/Auto Correlation
Time (sec)

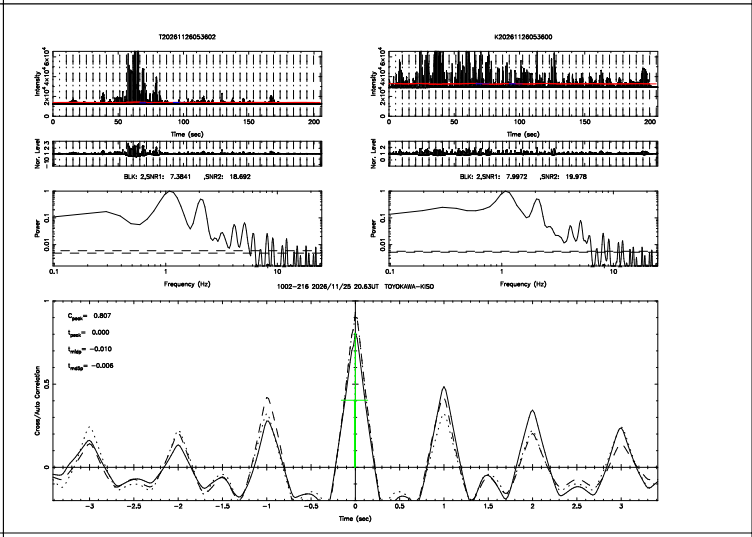
T20261126053602
K20261126053600
BLK: 2,SNR1: 7.3841 ,SNR2: 18.692
BLK: 2,SNR1: 7.9972 ,SNR2: 19.978
1002-216 2026/11/25 20.63UT TOYOKAWA-KISO
C_peak= 0.807
t_peak= 0.000
t_edge= -0.010
t_edge= -0.006
Cross/Auto Correlation
Time (sec)

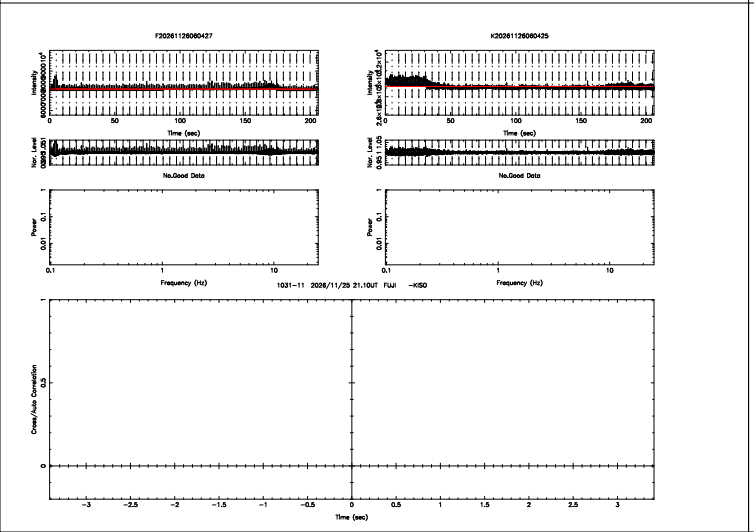
F20261126060427
K20261126060425
No.Good Data
No.Good Data
1031-11 2026/11/25 21.10UT FUJI -KISO
Cross/Auto Correlation
Time (sec)

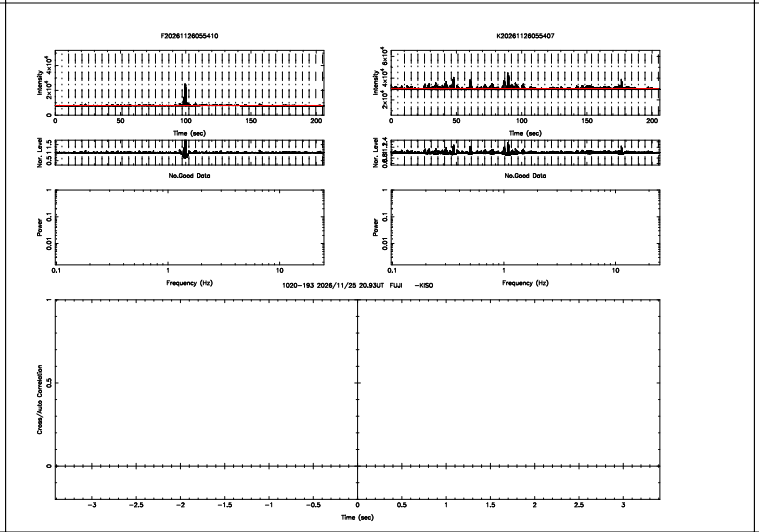
F20261126055410
K20261126055407
No.Good Data
No.Good Data
1020-193 2026/11/25 20.93UT FUJI -KISO
Cross/Auto Correlation
Time (sec)

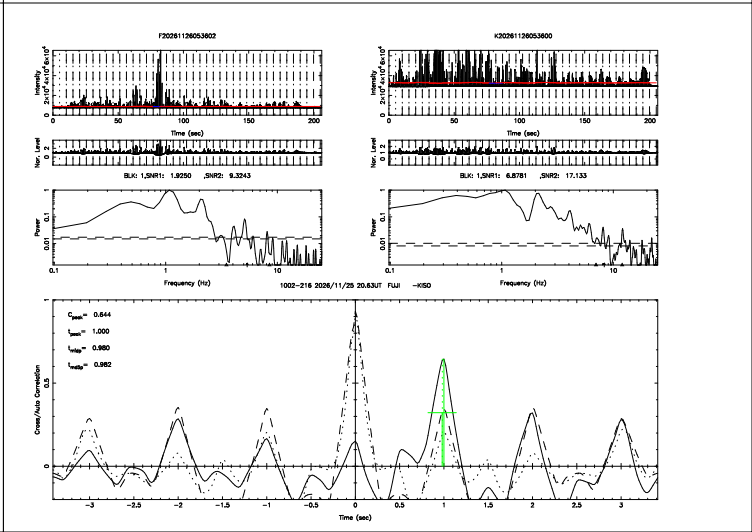
F20261126053602
K20261126053600
BLK: 1,SNR1: 1.9250 ,SNR2: 9.3243
BLK: 1,SNR1: 6.8781 ,SNR2: 17.133
1002-216 2026/11/25 20.63UT FUJI -KISO
C_peak= 0.644
t_peak= 1.000
t_edge= 0.980
t_edge= 0.982
Cross/Auto Correlation
Time (sec)

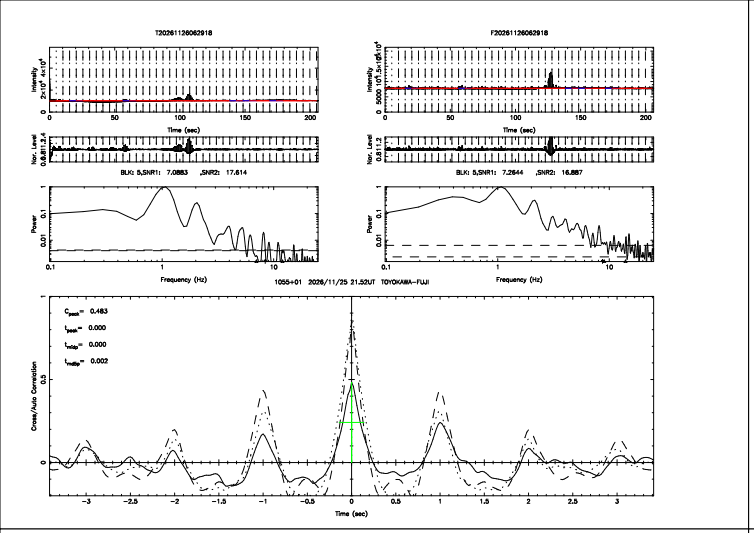
T20261126062918
F20261126062918
BLK: 5,SNR1: 7.0883 ,SNR2: 17.614
BLK: 5,SNR1: 7.2644 ,SNR2: 16.887
1055+01 2026/11/25 21.52UT TOYOKAWA-FUJI
C_peak= 0.483
t_peak= 0.000
t_ntdy= 0.000
t_mdly= 0.002

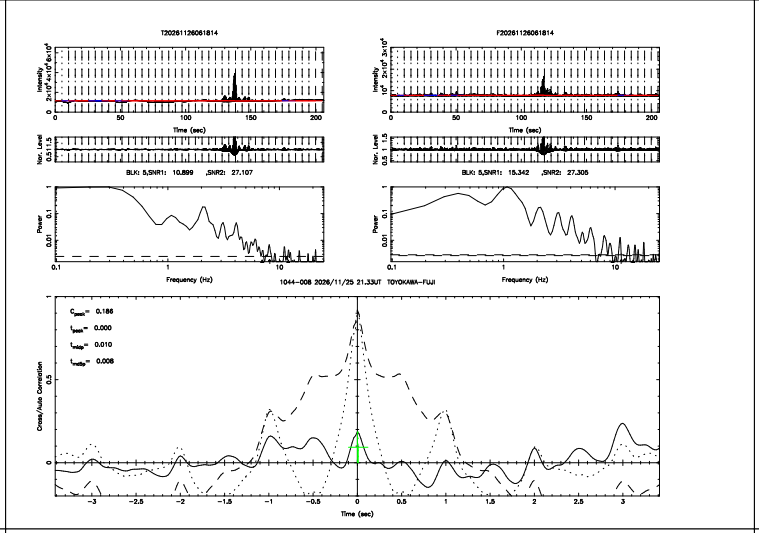
T20261126061814
F20261126061814
BLK: 5,SNR1: 10.899 ,SNR2: 27.107
BLK: 5,SNR1: 15.342 ,SNR2: 27.305
1044-008 2026/11/25 21.33UT TOYOKAWA-FUJI
C_peak= 0.186
t_peak= 0.000
t_ntdy= 0.010
t_mdly= 0.008

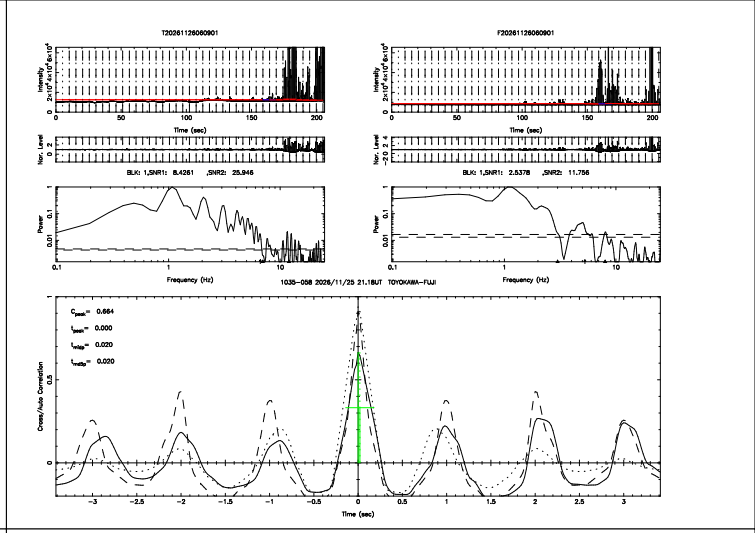
T20261126060901
F20261126060901
BLK: 1,SNR1: 8.4261 ,SNR2: 25.945
BLK: 1,SNR1: 2.5378 ,SNR2: 11.756
1035-058 2026/11/25 21.18UT TOYOKAWA-FUJI
C_peak= 0.664
t_peak= 0.000
t_ntdy= 0.020
t_mdly= 0.020

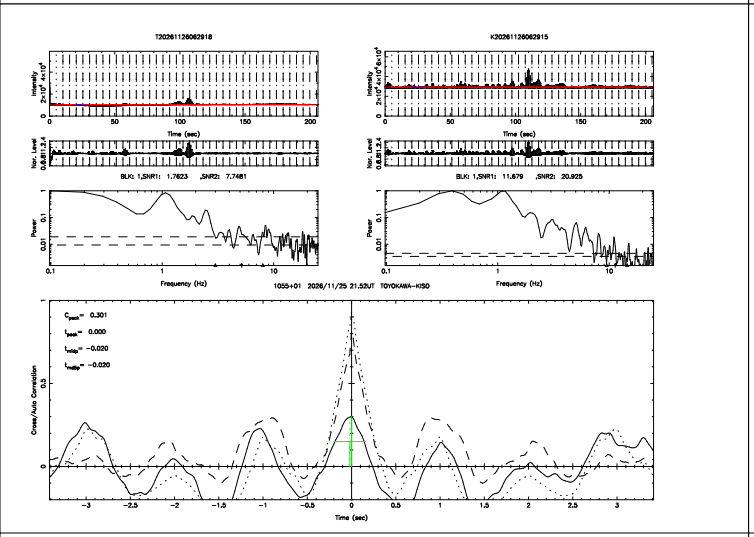
T20261126062918
K20261126062915
BLK: 1,SNR1: 1.7623 ,SNR2: 7.7481
BLK: 1,SNR1: 11.679 ,SNR2: 20.925
1055+01 2026/11/25 21.52UT TOYOKAWA-KISO
C_peak= 0.301
t_peak= 0.000
t_ntdy= -0.020
t_mdly= -0.020

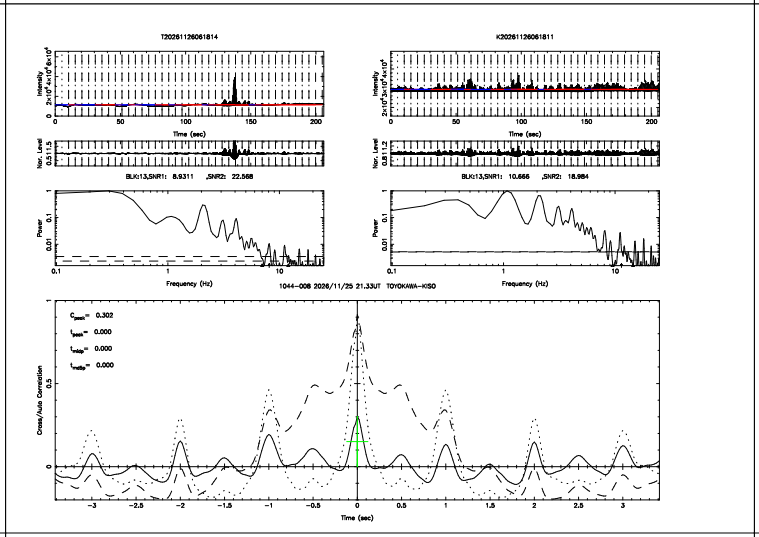
T20261126061814
K20261126061811
BLK:13,SNR1: 8.9311 ,SNR2: 22.568
BLK:13,SNR1: 10.666 ,SNR2: 18.984
1044-008 2026/11/25 21.33UT TOYOKAWA-KISO
C_peak= 0.302
t_peak= 0.000
t_ntdy= 0.000
t_mdly= 0.000

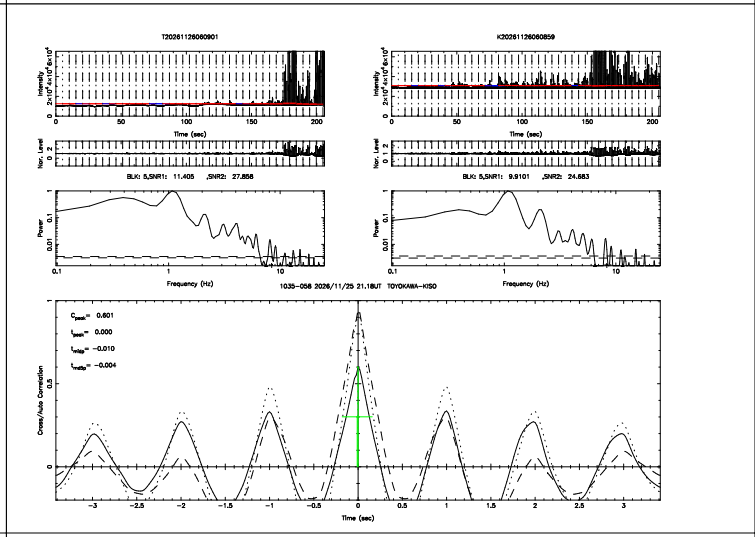
T20261126060901
K20261126060859
BLK: 5,SNR1: 11.405 ,SNR2: 27.858
BLK: 5,SNR1: 9.9101 ,SNR2: 24.683
1035-058 2026/11/25 21.18UT TOYOKAWA-KISO
C_peak= 0.601
t_peak= 0.000
t_ntdy= -0.010
t_mdly= -0.004

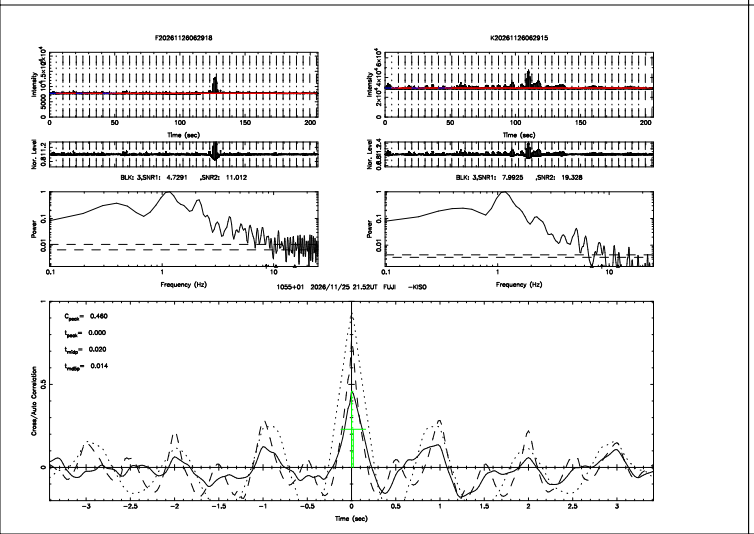
F20261126062918
K20261126062915
BLK: 3,SNR1: 4.7291 ,SNR2: 11.012
BLK: 3,SNR1: 7.9925 ,SNR2: 19.328
1055+01 2026/11/25 21.52UT FUJI -KISO
C_peak= 0.460
t_peak= 0.000
t_ntdy= 0.020
t_mdly= 0.014

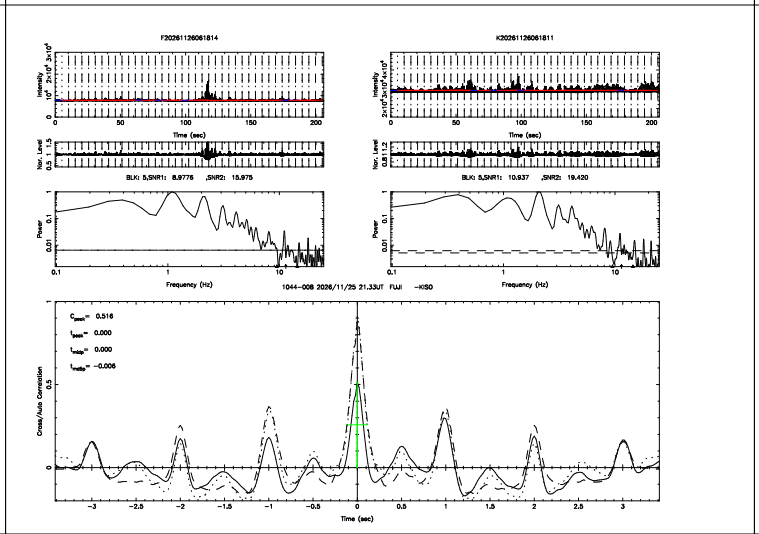
F20261126061814
K20261126061811
BLK: 5,SNR1: 8.9776 ,SNR2: 15.975
BLK: 5,SNR1: 10.937 ,SNR2: 19.420
1044-008 2026/11/25 21.33UT FUJI -KISO
C_peak= 0.516
t_peak= 0.000
t_ntdy= 0.000
t_mdly= -0.006

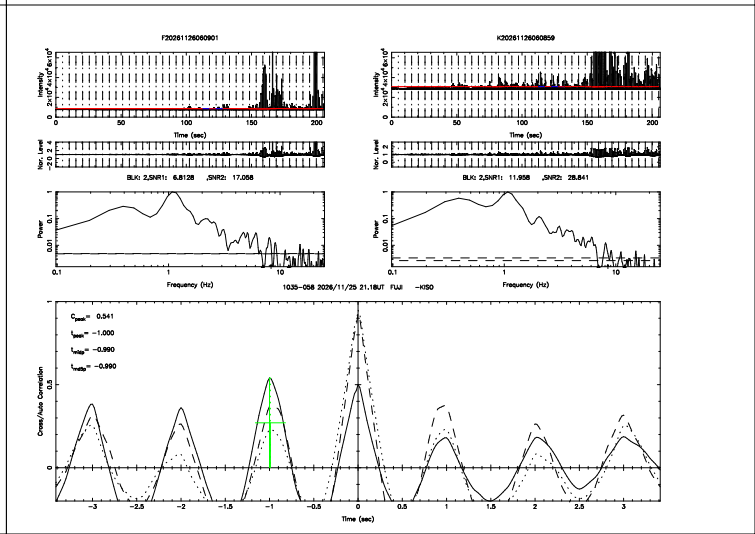
F20261126060901
K20261126060859
BLK: 2,SNR1: 6.8128 ,SNR2: 17.056
BLK: 2,SNR1: 11.958 ,SNR2: 28.841
1035-058 2026/11/25 21.18UT FUJI -KISO
C_peak= 0.341
t_peak= -1.000
t_ntdy= -0.990
t_mdly= -0.990

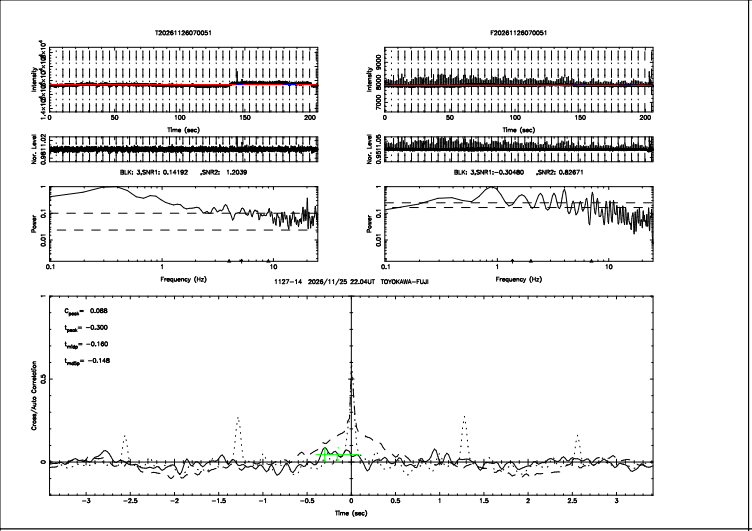
T20261126070051
F20261126070051
BLK: 3,SNR1: 0.14192 ,SNR2: 1.2039
BLK: 3,SNR1:-0.30480 ,SNR2: 0.82671
1127-14 2026/11/25 22.04UT TOYOKAWA-FUJI
Cpeak= 0.088
tpeak= -0.300
tvalley= -0.160
tmatch= -0.148
Cross/Auto Correlation
Time (sec)

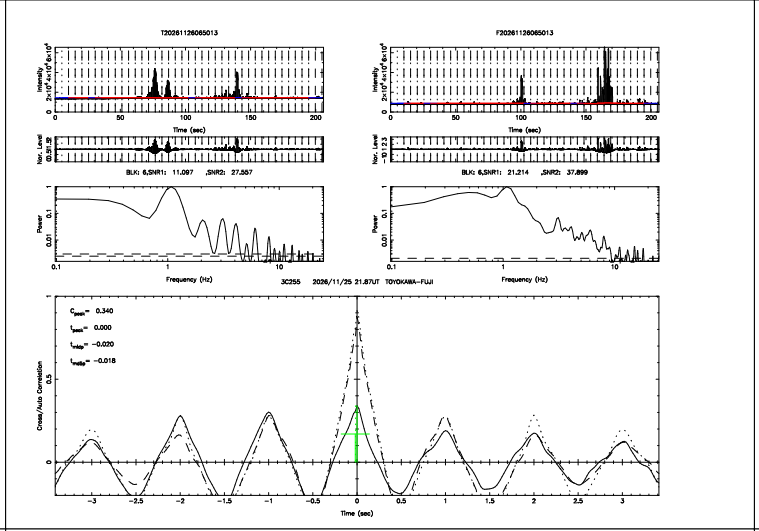
T20261126065013
F20261126065013
BLK: 6,SNR1: 11.097 ,SNR2: 27.557
BLK: 6,SNR1: 21.214 ,SNR2: 37.899
3C255 2026/11/25 21.87UT TOYOKAWA-FUJI
Cpeak= 0.340
tpeak= 0.000
tvalley= -0.020
tmatch= -0.018
Cross/Auto Correlation
Time (sec)

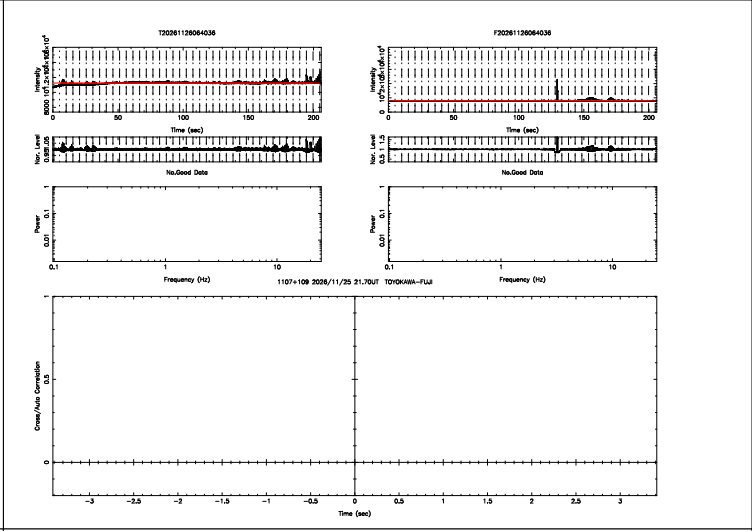
T20261126064036
F20261126064036
No.Good Data
No.Good Data
1107+109 2026/11/25 21.70UT TOYOKAWA-FUJI
Cross/Auto Correlation
Time (sec)

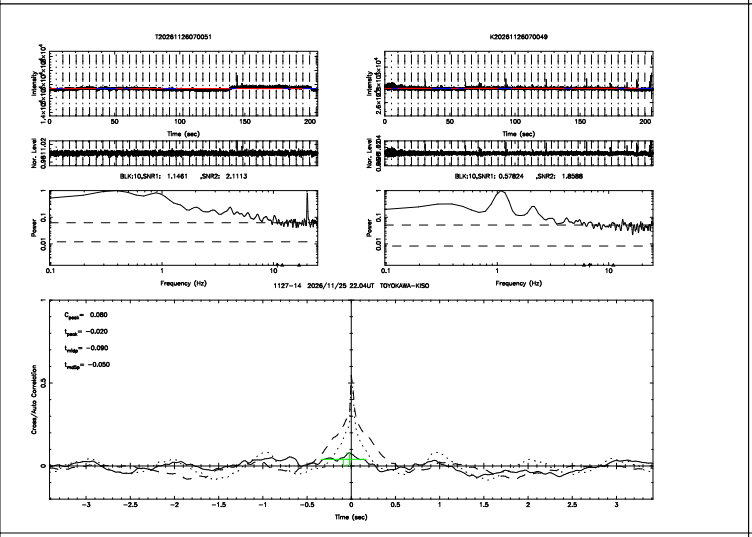
T20261126070051
K20261126070049
BLK:10,SNR1: 1.1461 ,SNR2: 2.1113
BLK:10,SNR1: 0.57824 ,SNR2: 1.8588
1127-14 2026/11/25 22.04UT TOYOKAWA-KISO
Cpeak= 0.080
tpeak= -0.020
tvalley= -0.090
tmatch= -0.050
Cross/Auto Correlation
Time (sec)

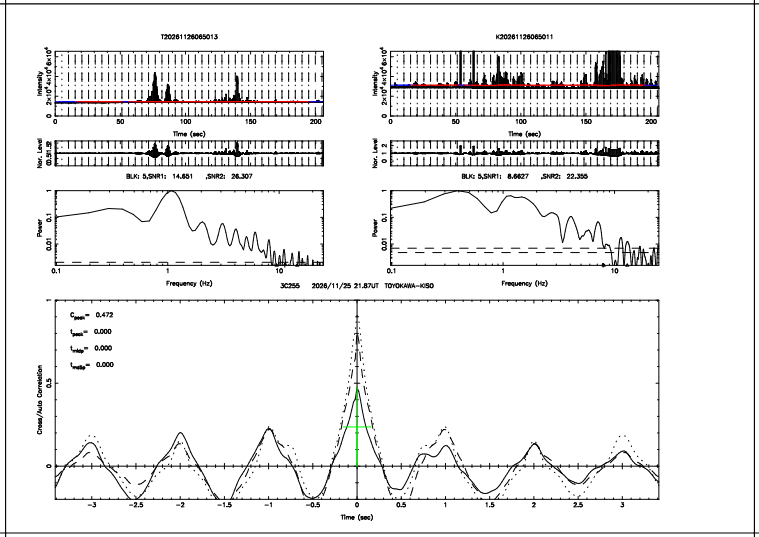
T20261126065013
K20261126065011
BLK: 5,SNR1: 14.651 ,SNR2: 26.307
BLK: 5,SNR1: 8.6627 ,SNR2: 22.355
3C255 2026/11/25 21.87UT TOYOKAWA-KISO
Cpeak= 0.472
tpeak= 0.000
tvalley= 0.000
tmatch= 0.000
Cross/Auto Correlation
Time (sec)

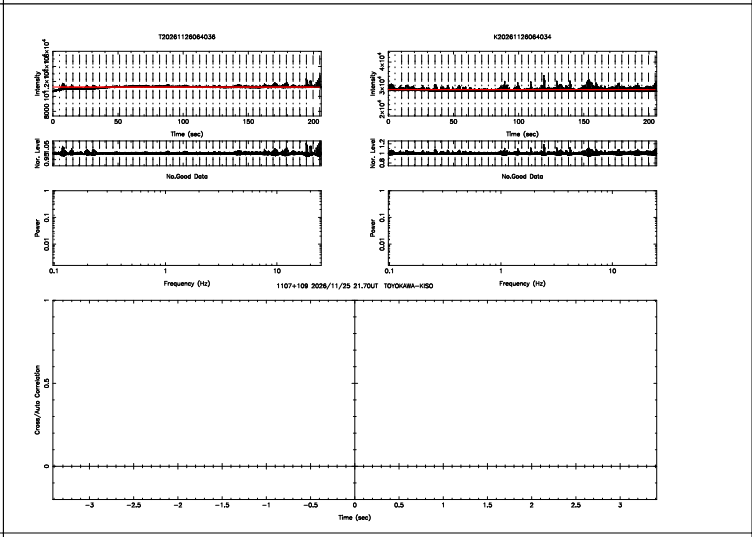
T20261126064036
K20261126064034
No.Good Data
No.Good Data
1107+109 2026/11/25 21.70UT TOYOKAWA-KISO
Cross/Auto Correlation
Time (sec)

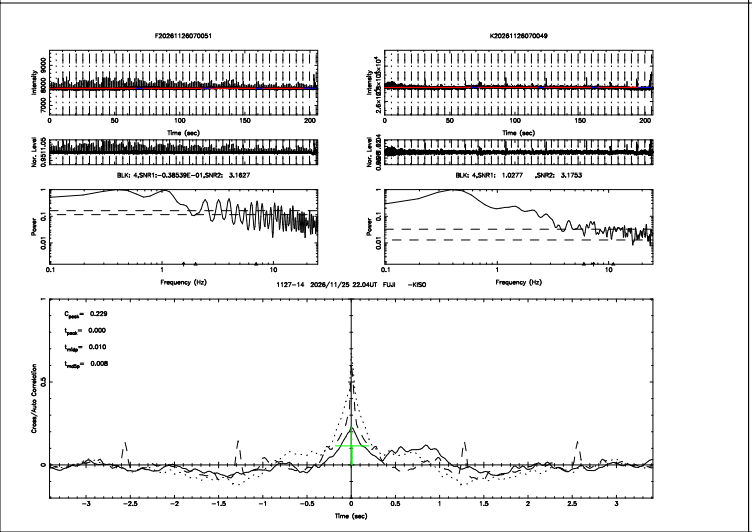
F20261126070051
K20261126070049
BLK: 4,SNR1:-0.38539E-01,SNR2: 3.1627
BLK: 4,SNR1: 1.0277 ,SNR2: 3.1753
1127-14 2026/11/25 22.04UT FUJI -KISO
Cpeak= 0.229
tpeak= 0.000
tvalley= 0.010
tmatch= 0.008
Cross/Auto Correlation
Time (sec)

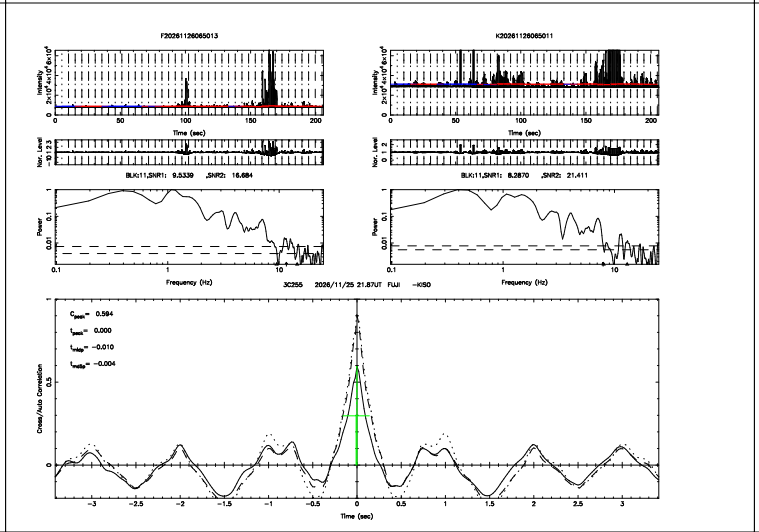
F20261126065013
K20261126065011
BLK:11,SNR1: 9.5339 ,SNR2: 16.684
BLK:11,SNR1: 8.2870 ,SNR2: 21.411
3C255 2026/11/25 21.87UT FUJI -KISO
Cpeak= 0.594
tpeak= 0.000
tvalley= -0.010
tmatch= -0.004
Cross/Auto Correlation
Time (sec)

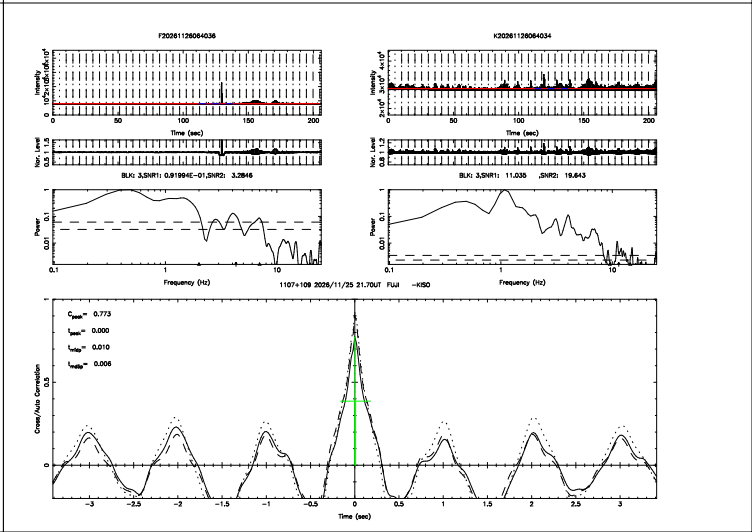
F20261126064036
K20261126064034
BLK: 3,SNR1: 0.91994E-01,SNR2: 3.2846
BLK: 3,SNR1: 11.035 ,SNR2: 19.643
1107+109 2026/11/25 21.70UT FUJI -KISO
Cpeak= 0.773
tpeak= 0.000
tvalley= 0.010
tmatch= 0.006
Cross/Auto Correlation
Time (sec)

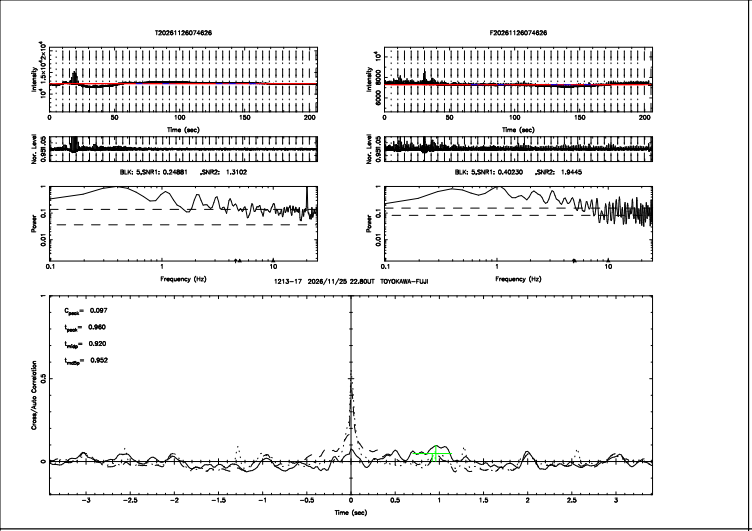
T20261126074626
F20261126074626
BLK: 5,SNR1: 0.24881 ,SNR2: 1.3102
BLK: 5,SNR1: 0.40230 ,SNR2: 1.9445
1213-17 2026/11/25 22.80UT TOYOKAWA-FUJI
C_peak= 0.097
t_peak= 0.960
t_edge= 0.920
t_edge= 0.952
Time (sec)
Frequency (Hz)
Cross/Auto Correlation

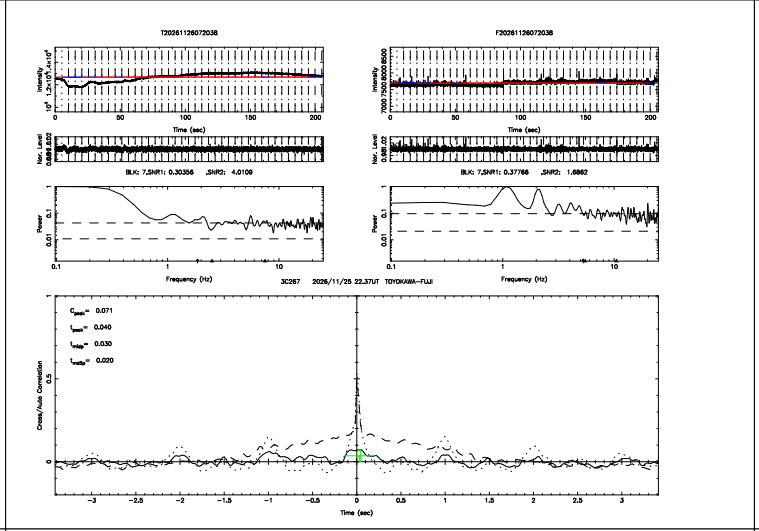
T20261126072038
F20261126072038
BLK: 7,SNR1: 0.30356 ,SNR2: 4.0109
BLK: 7,SNR1: 0.37766 ,SNR2: 1.6862
3C267 2026/11/25 22.37UT TOYOKAWA-FUJI
C_peak= 0.071
t_peak= 0.040
t_edge= 0.030
t_edge= 0.020
Time (sec)
Frequency (Hz)
Cross/Auto Correlation

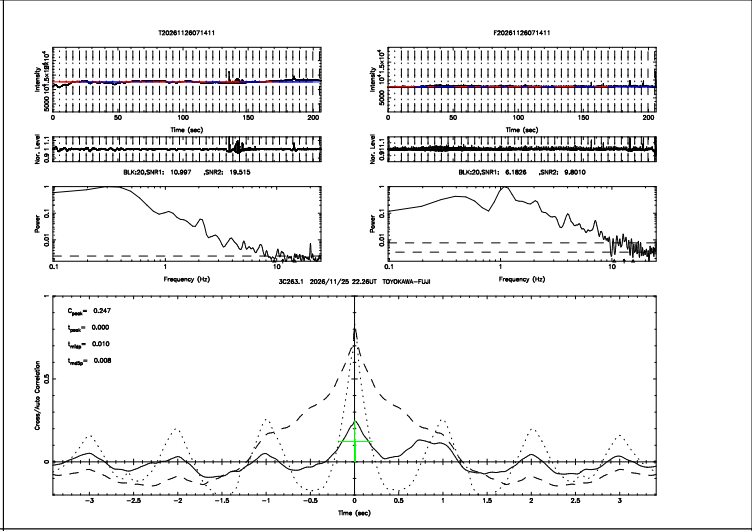
T20261126071411
F20261126071411
BLK:20,SNR1: 10.997 ,SNR2: 19.515
BLK:20,SNR1: 6.1826 ,SNR2: 9.8010
3C263.1 2026/11/25 22.26UT TOYOKAWA-FUJI
C_peak= 0.247
t_peak= 0.000
t_edge= 0.010
t_edge= 0.008
Time (sec)
Frequency (Hz)
Cross/Auto Correlation

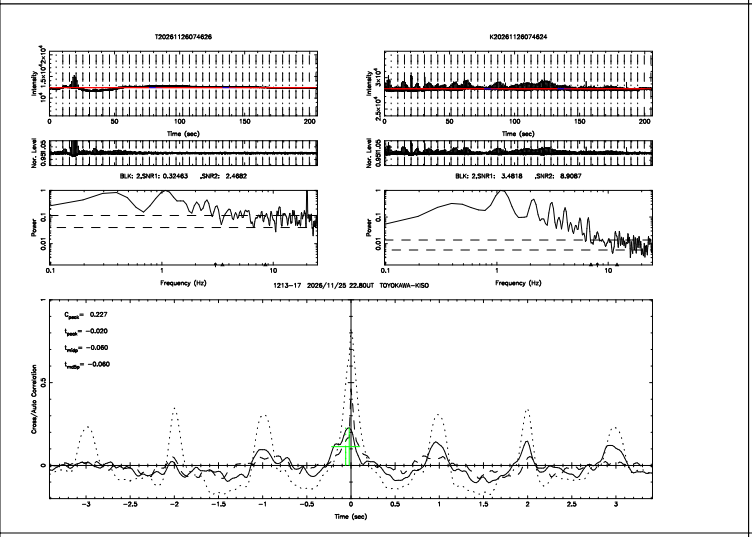
T20261126074626
K20261126074624
BLK: 3,SNR1: 0.32463 ,SNR2: 2.4682
BLK: 3,SNR1: 3.4818 ,SNR2: 8.9087
1213-17 2026/11/25 22.80UT TOYOKAWA-KISO
C_peak= 0.227
t_peak= -0.020
t_edge= -0.060
t_edge= -0.060
Time (sec)
Frequency (Hz)
Cross/Auto Correlation

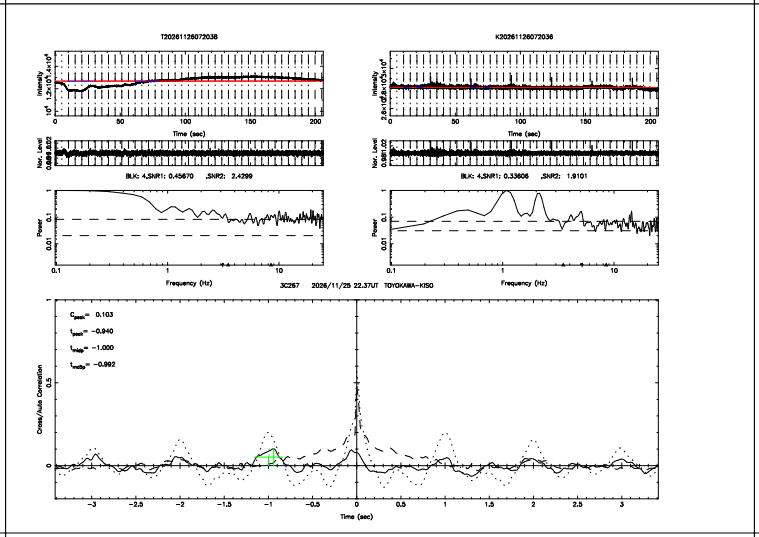
T20261126072038
K20261126072036
BLK: 4,SNR1: 0.45670 ,SNR2: 2.4299
BLK: 4,SNR1: 0.33606 ,SNR2: 1.9101
3C267 2026/11/25 22.37UT TOYOKAWA-KISO
C_peak= 0.103
t_peak= -0.940
t_edge= -1.000
t_edge= -0.992
Time (sec)
Frequency (Hz)
Cross/Auto Correlation

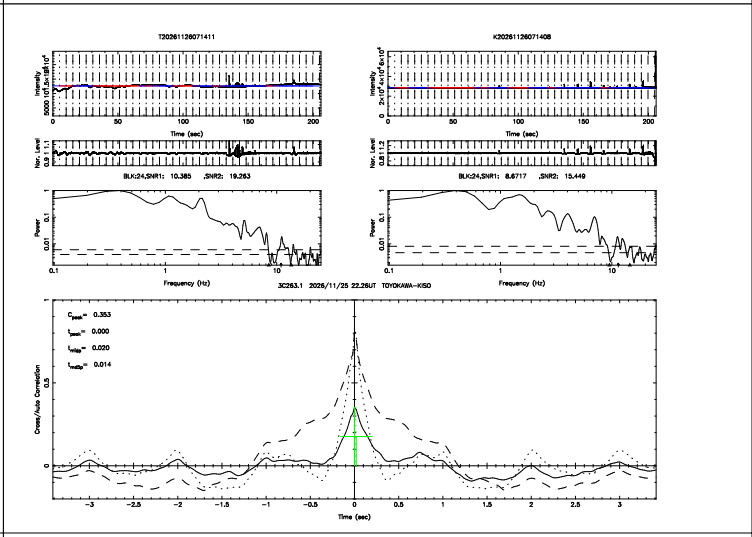
T20261126071411
K20261126071408
BLK:24,SNR1: 10.385 ,SNR2: 19.263
BLK:24,SNR1: 6.6717 ,SNR2: 15.449
3C263.1 2026/11/25 22.26UT TOYOKAWA-KISO
C_peak= 0.353
t_peak= 0.000
t_edge= 0.020
t_edge= 0.014
Time (sec)
Frequency (Hz)
Cross/Auto Correlation

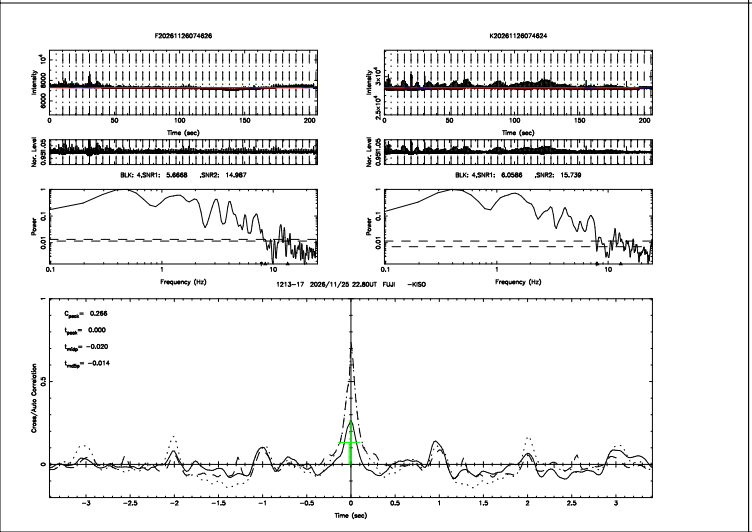
F20261126074626
K20261126074624
BLK: 4,SNR1: 5.6668 ,SNR2: 14.987
BLK: 4,SNR1: 6.0586 ,SNR2: 15.739
1213-17 2026/11/25 22.80UT FUJI -KISO
C_peak= 0.266
t_peak= 0.000
t_edge= -0.020
t_edge= -0.014
Time (sec)
Frequency (Hz)
Cross/Auto Correlation

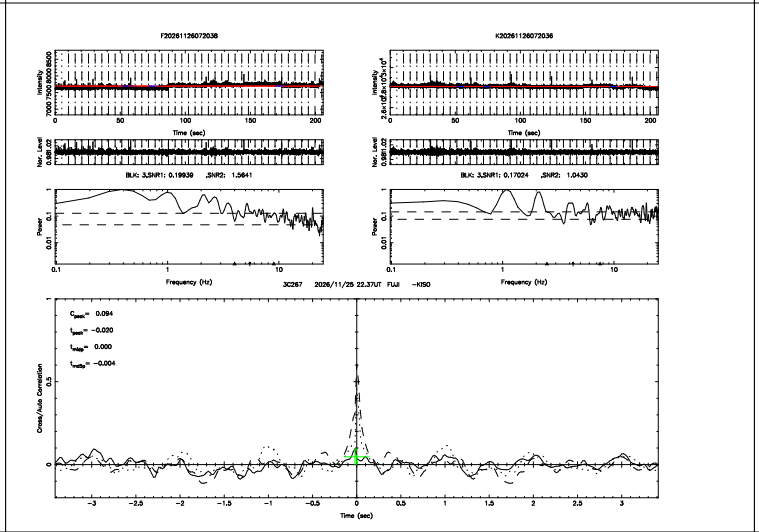
F20261126072038
K20261126072036
BLK: 3,SNR1: 0.19939 ,SNR2: 1.5641
BLK: 3,SNR1: 0.17024 ,SNR2: 1.0430
3C267 2026/11/25 22.37UT FUJI -KISO
C_peak= 0.094
t_peak= -0.020
t_edge= 0.000
t_edge= -0.004
Time (sec)
Frequency (Hz)
Cross/Auto Correlation

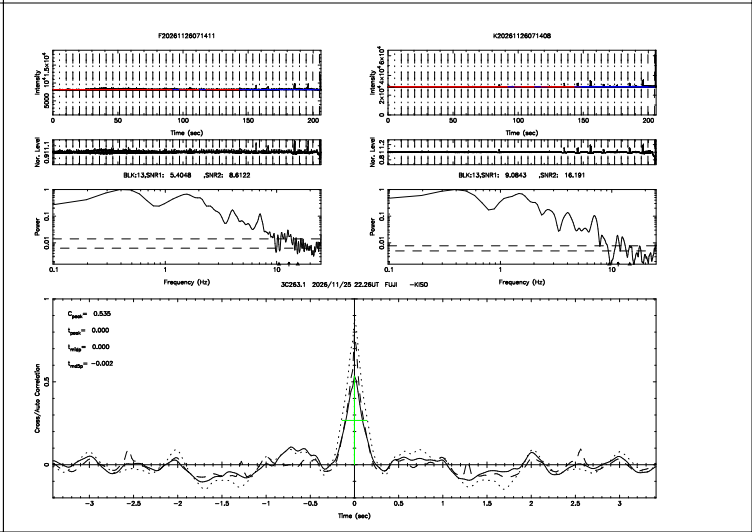
F20261126071411
K20261126071408
BLK:13,SNR1: 5.4048 ,SNR2: 8.6122
BLK:13,SNR1: 9.0843 ,SNR2: 16.191
3C263.1 2026/11/25 22.26UT FUJI -KISO
C_peak= 0.535
t_peak= 0.000
t_edge= 0.000
t_edge= -0.002
Time (sec)
Frequency (Hz)
Cross/Auto Correlation

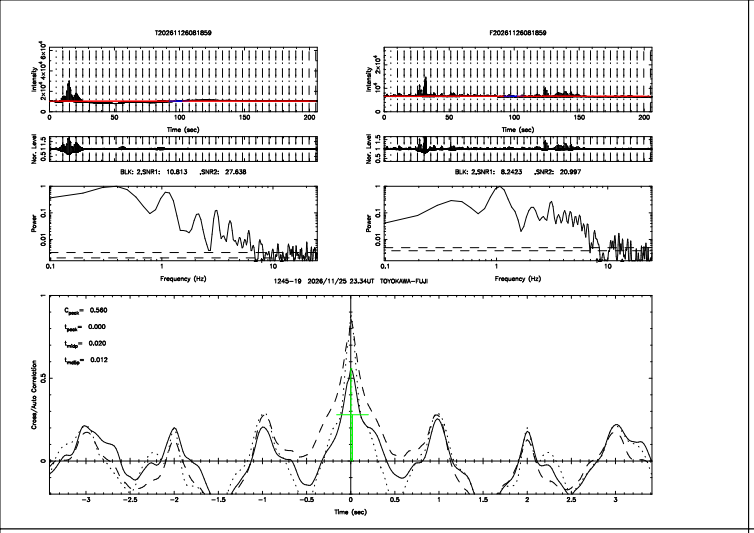
T20261126081859
F20261126081859
BLK: 2,SNR1: 10.813 ,SNR2: 27.638
BLK: 2,SNR1: 8.2423 ,SNR2: 20.997
1245-19 2026/11/25 23.34UT TOYOKAWA-FUJI
C_peak= 0.560
t_peak= 0.000
t_rise= 0.020
t_fall= 0.012

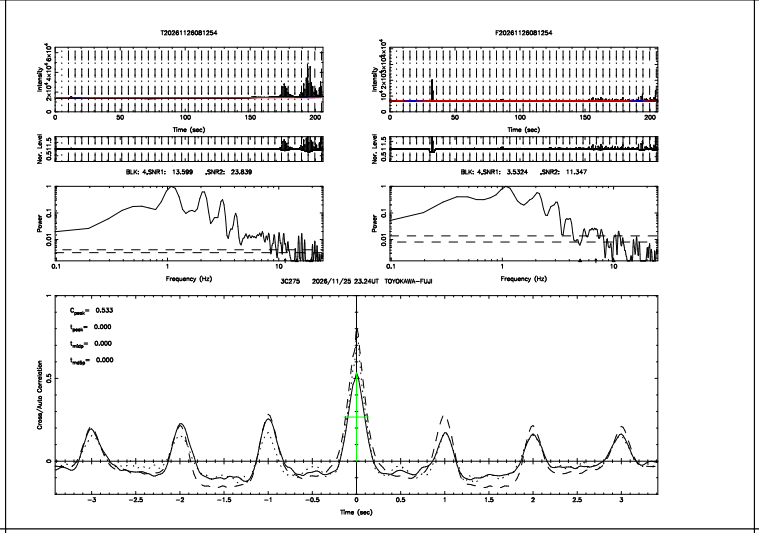
T20261126081254
F20261126081254
BLK: 4,SNR1: 13.599 ,SNR2: 23.839
BLK: 4,SNR1: 3.5324 ,SNR2: 11.347
3C275 2026/11/25 23.24UT TOYOKAWA-FUJI
C_peak= 0.533
t_peak= 0.000
t_rise= 0.000
t_fall= 0.000

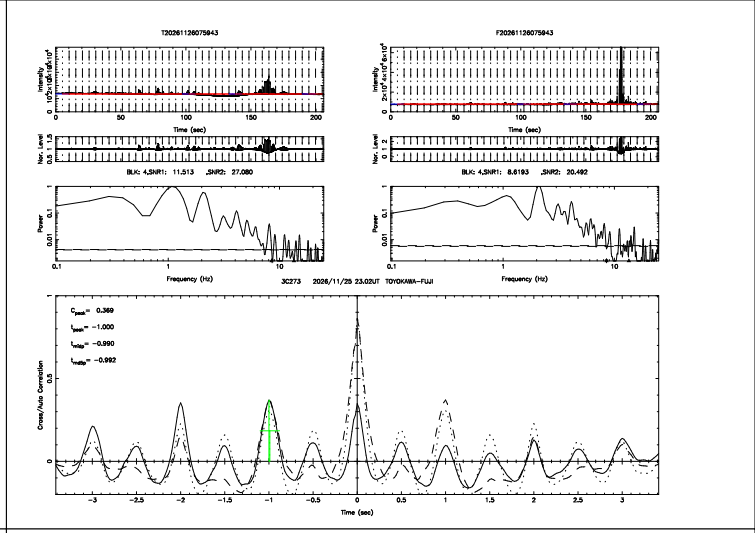
T20261126075943
F20261126075943
BLK: 4,SNR1: 11.513 ,SNR2: 27.080
BLK: 4,SNR1: 8.6193 ,SNR2: 20.492
3C273 2026/11/25 23.02UT TOYOKAWA-FUJI
C_peak= 0.369
t_peak= -1.000
t_rise= -0.990
t_fall= -0.992

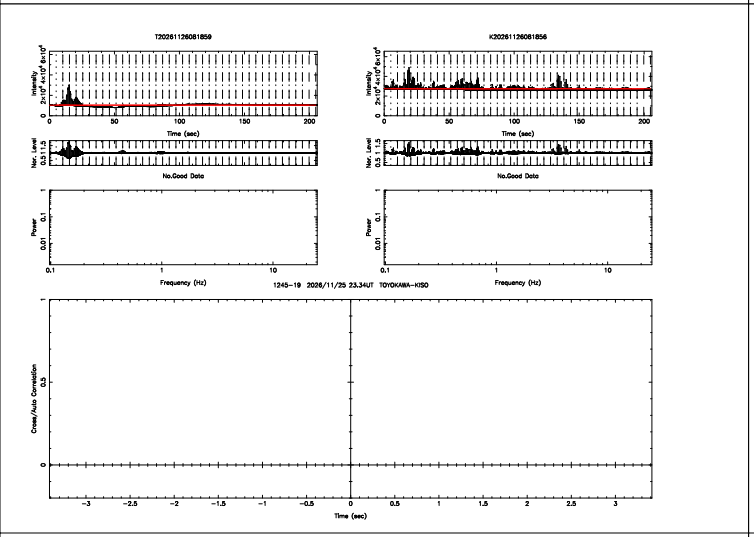
T20261126081859
K20261126081856
No.Good Data
No.Good Data
1245-19 2026/11/25 23.34UT TOYOKAWA-KISO

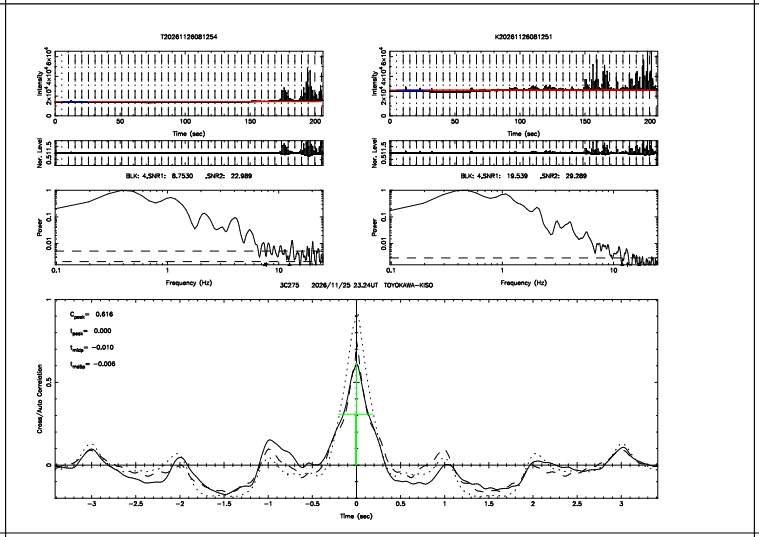
T20261126081254
K20261126081251
BLK: 4,SNR1: 8.7530 ,SNR2: 22.989
BLK: 4,SNR1: 19.539 ,SNR2: 29.289
3C275 2026/11/25 23.24UT TOYOKAWA-KISO
C_peak= 0.616
t_peak= 0.000
t_rise= -0.010
t_fall= -0.006

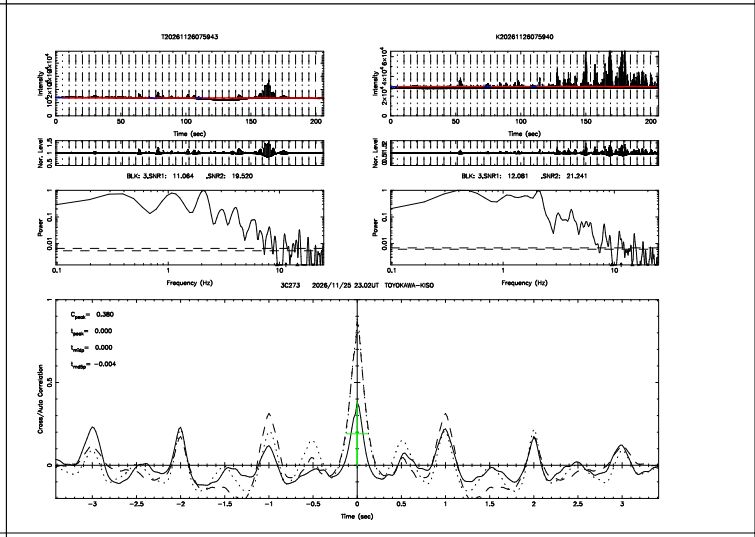
T20261126075943
K20261126075940
BLK: 3,SNR1: 11.064 ,SNR2: 19.520
BLK: 3,SNR1: 12.081 ,SNR2: 21.241
3C273 2026/11/25 23.02UT TOYOKAWA-KISO
C_peak= 0.380
t_peak= 0.000
t_rise= 0.000
t_fall= -0.004

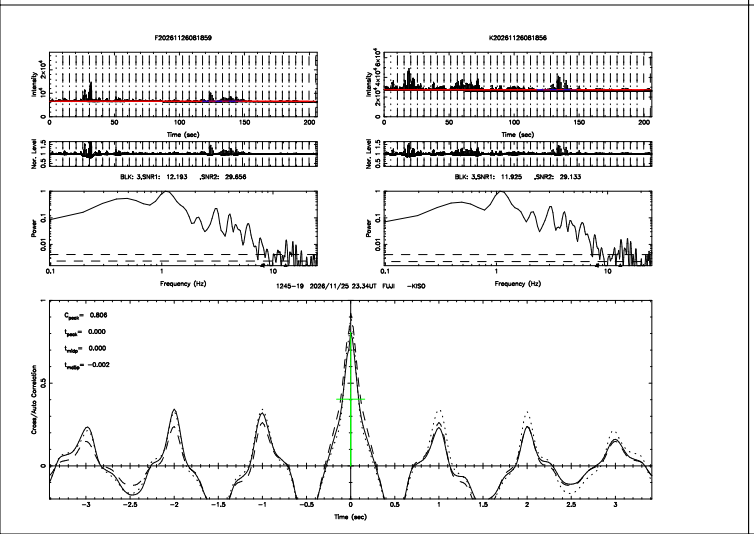
F20261126081859
K20261126081856
BLK: 3,SNR1: 12.193 ,SNR2: 29.656
BLK: 3,SNR1: 11.925 ,SNR2: 29.133
1245-19 2026/11/25 23.34UT FUJI -KISO
C_peak= 0.806
t_peak= 0.000
t_rise= 0.000
t_fall= -0.002

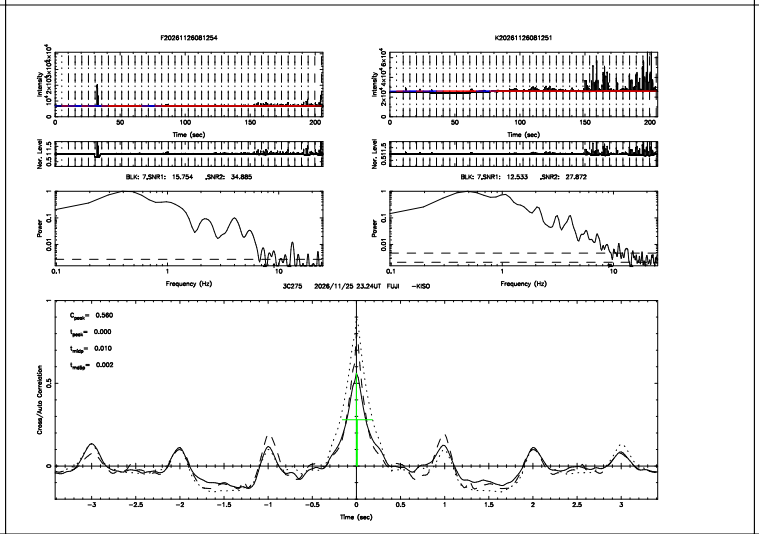
F20261126081254
K20261126081251
BLK: 7,SNR1: 15.754 ,SNR2: 34.885
BLK: 7,SNR1: 12.533 ,SNR2: 27.872
3C275 2026/11/25 23.24UT FUJI -KISO
C_peak= 0.560
t_peak= 0.000
t_rise= 0.010
t_fall= 0.002

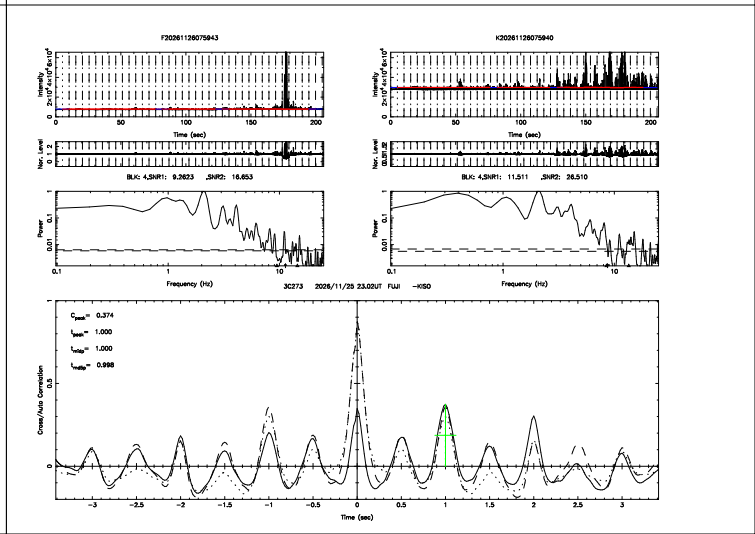
F20261126075943
K20261126075940
BLK: 4,SNR1: 9.2623 ,SNR2: 16.653
BLK: 4,SNR1: 11.511 ,SNR2: 26.510
3C273 2026/11/25 23.02UT FUJI -KISO
C_peak= 0.374
t_peak= 1.000
t_rise= 1.000
t_fall= 0.998

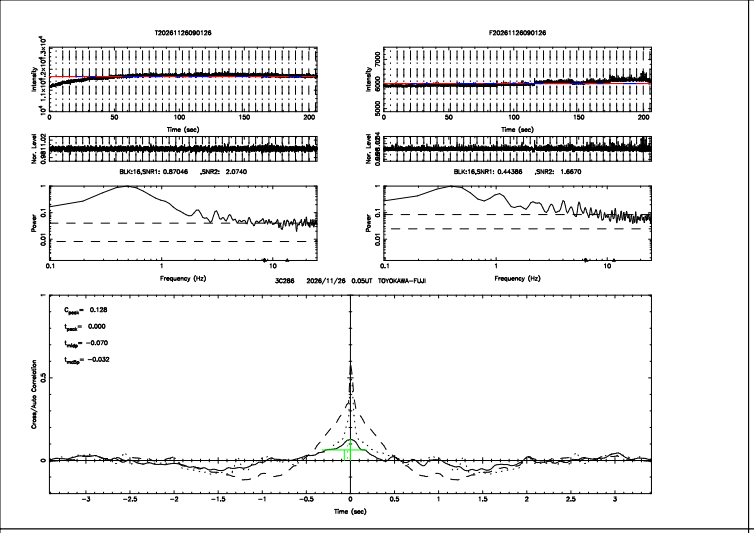
T20261126090126
F20261126090126
BLK:16,SNR1: 0.87046 ,SNR2: 2.0740
BLK:16,SNR1: 0.44386 ,SNR2: 1.4670
3C286 2026/11/26 0.05UT TOYOKAWA-FUJI
C_peak= 0.128
t_peak= 0.000
t_edge= -0.070
t_edge= -0.032

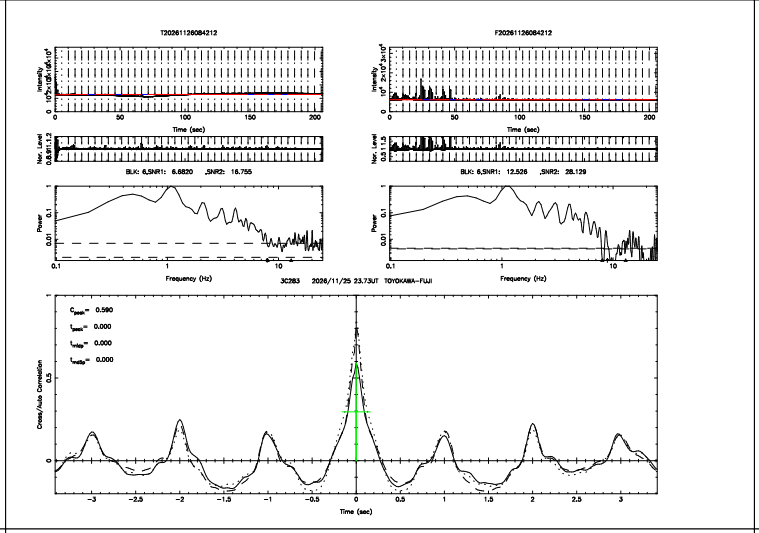
T20261126084212
F20261126084212
BLK: 6,SNR1: 6.6820 ,SNR2: 16.755
BLK: 6,SNR1: 12.526 ,SNR2: 28.129
3C283 2026/11/25 23.73UT TOYOKAWA-FUJI
C_peak= 0.590
t_peak= 0.000
t_edge= 0.000
t_edge= 0.000

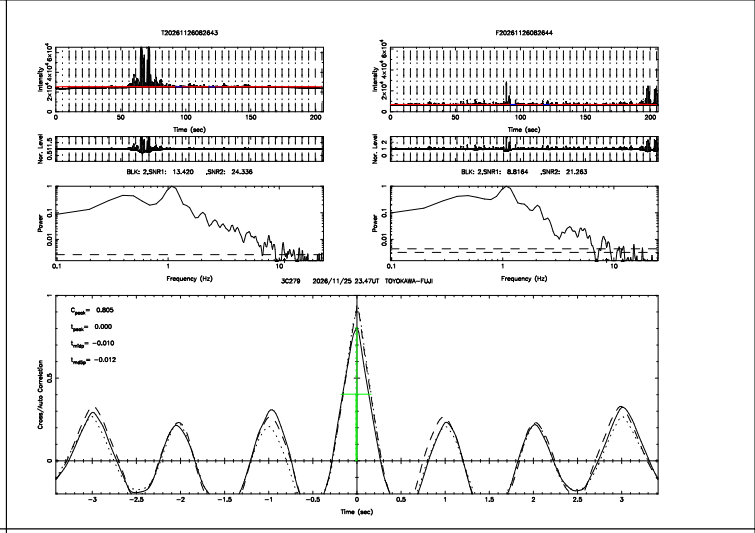
T20261126083643
F20261126083644
BLK: 2,SNR1: 13.420 ,SNR2: 24.336
BLK: 2,SNR1: 8.8164 ,SNR2: 21.263
3C279 2026/11/25 23.47UT TOYOKAWA-FUJI
C_peak= 0.805
t_peak= 0.000
t_edge= -0.010
t_edge= -0.012

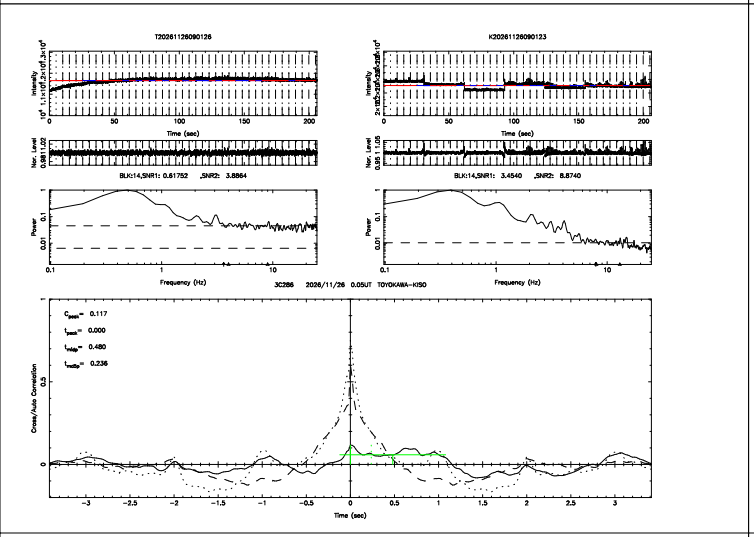
T20261126090126
K20261126090123
BLK:14,SNR1: 0.61752 ,SNR2: 3.8864
BLK:14,SNR1: 3.4540 ,SNR2: 8.8740
3C286 2026/11/26 0.05UT TOYOKAWA-KISO
C_peak= 0.117
t_peak= 0.000
t_edge= 0.480
t_edge= 0.236

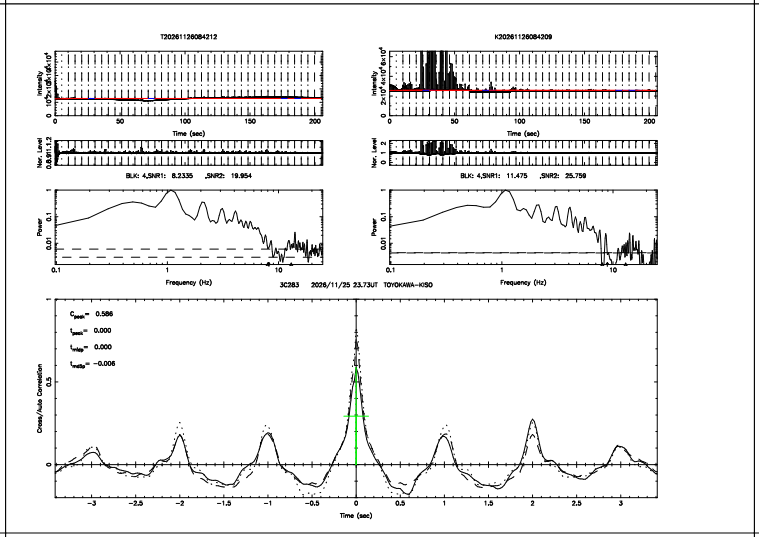
T20261126084212
K20261126084209
BLK: 4,SNR1: 8.2335 ,SNR2: 19.954
BLK: 4,SNR1: 11.475 ,SNR2: 25.759
3C283 2026/11/25 23.73UT TOYOKAWA-KISO
C_peak= 0.586
t_peak= 0.000
t_edge= 0.000
t_edge= -0.006

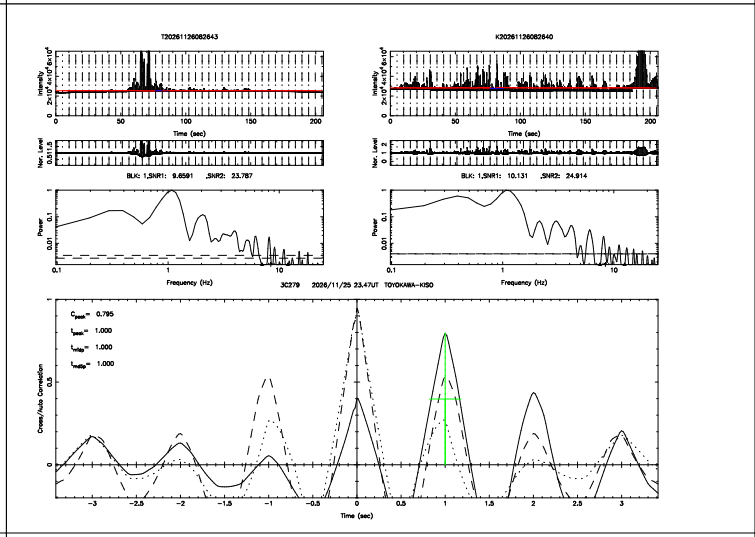
T20261126083643
K20261126083640
BLK: 1,SNR1: 9.6591 ,SNR2: 23.787
BLK: 1,SNR1: 10.131 ,SNR2: 24.914
3C279 2026/11/25 23.47UT TOYOKAWA-KISO
C_peak= 0.795
t_peak= 1.000
t_edge= 1.000
t_edge= 1.000

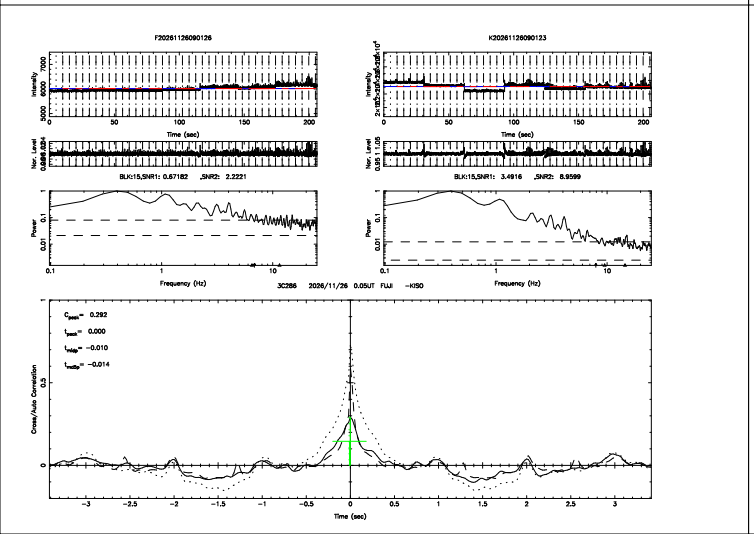
F20261126090126
K20261126090123
BLK:15,SNR1: 0.67182 ,SNR2: 2.2221
BLK:15,SNR1: 3.4916 ,SNR2: 8.9599
3C286 2026/11/26 0.05UT FUJI -KISO
C_peak= 0.292
t_peak= 0.000
t_edge= -0.010
t_edge= -0.014

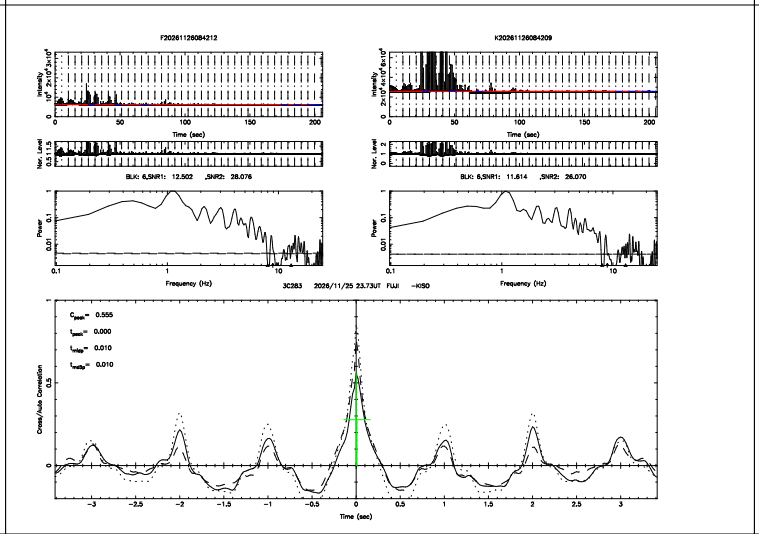
F20261126084212
K20261126084209
BLK: 6,SNR1: 12.502 ,SNR2: 28.076
BLK: 6,SNR1: 11.614 ,SNR2: 26.070
3C283 2026/11/25 23.73UT FUJI -KISO
C_peak= 0.555
t_peak= 0.000
t_edge= 0.010
t_edge= 0.010

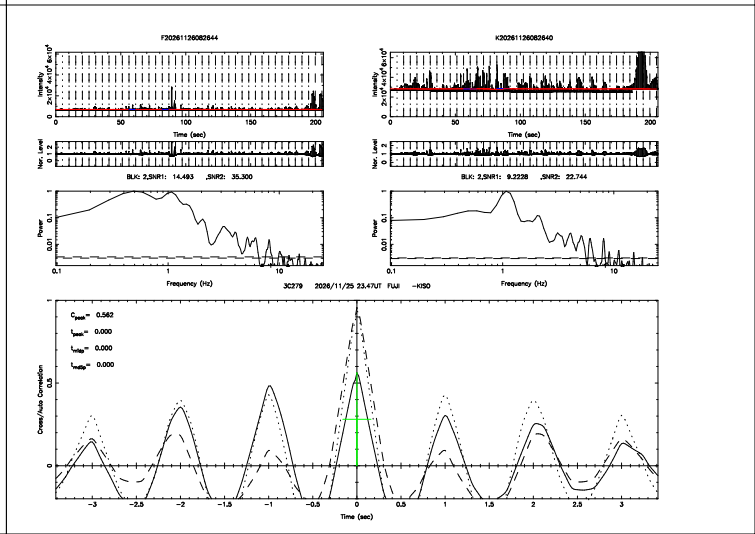
F20261126083644
K20261126083640
BLK: 2,SNR1: 14.493 ,SNR2: 35.300
BLK: 2,SNR1: 9.2238 ,SNR2: 22.744
3C279 2026/11/25 23.47UT FUJI -KISO
C_peak= 0.562
t_peak= 0.000
t_edge= 0.000
t_edge= 0.000

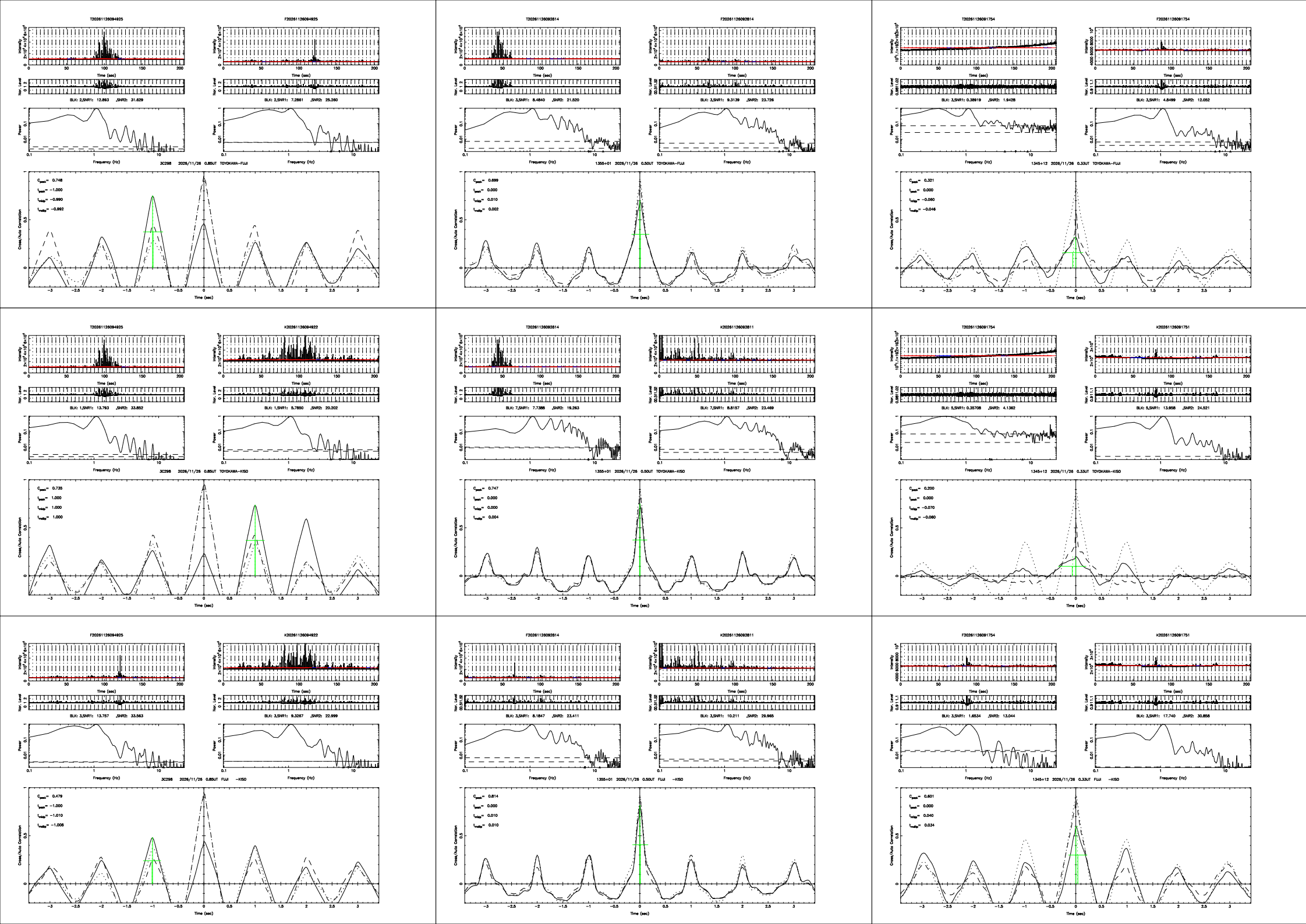
T20261126094925
F20261126094925
BLK: 2,SNR1: 12.893 ,SNR2: 31.629
BLK: 2,SNR1: 7.2861 ,SNR2: 25.260
3C298 2026/11/26 0.85UT TOYOKAWA-FUJI
C_peak= 0.748
t_peak= -1.000
t_rise= -0.990
t_fall= -0.992
T20261126092814
F20261126092814
BLK: 3,SNR1: 8.4840 ,SNR2: 21.520
BLK: 3,SNR1: 9.3139 ,SNR2: 23.726
1355+01 2026/11/26 0.50UT TOYOKAWA-FUJI
C_peak= 0.699
t_peak= 0.000
t_rise= 0.010
t_fall= 0.002
T20261126091754
F20261126091754
BLK: 3,SNR1: 0.38919 ,SNR2: 1.9428
BLK: 3,SNR1: 4.8499 ,SNR2: 12.052
1345+12 2026/11/26 0.33UT TOYOKAWA-FUJI
C_peak= 0.321
t_peak= 0.000
t_rise= -0.060
t_fall= -0.046
T20261126094925
K20261126094922
BLK: 1,SNR1: 13.793 ,SNR2: 33.852
BLK: 1,SNR1: 8.7850 ,SNR2: 20.202
3C298 2026/11/26 0.85UT TOYOKAWA-KISO
C_peak= 0.735
t_peak= 1.000
t_rise= 1.000
t_fall= 1.000
T20261126092814
K20261126092811
BLK: 7,SNR1: 7.7388 ,SNR2: 19.263
BLK: 7,SNR1: 8.8157 ,SNR2: 23.469
1355+01 2026/11/26 0.50UT TOYOKAWA-KISO
C_peak= 0.747
t_peak= 0.000
t_rise= 0.000
t_fall= 0.004
T20261126091754
K20261126091751
BLK: 5,SNR1: 0.35708 ,SNR2: 4.1362
BLK: 5,SNR1: 13.958 ,SNR2: 24.521
1345+12 2026/11/26 0.33UT TOYOKAWA-KISO
C_peak= 0.200
t_peak= 0.000
t_rise= -0.070
t_fall= -0.060
F20261126094925
K20261126094922
BLK: 3,SNR1: 13.757 ,SNR2: 33.563
BLK: 3,SNR1: 9.3267 ,SNR2: 22.999
3C298 2026/11/26 0.85UT FUJI -KISO
C_peak= 0.479
t_peak= -1.000
t_rise= -1.010
t_fall= -1.008
F20261126092814
K20261126092811
BLK: 3,SNR1: 8.1847 ,SNR2: 23.411
BLK: 3,SNR1: 10.211 ,SNR2: 29.965
1355+01 2026/11/26 0.50UT FUJI -KISO
C_peak= 0.814
t_peak= 0.000
t_rise= 0.010
t_fall= 0.010
F20261126091754
K20261126091751
BLK: 3,SNR1: 1.6534 ,SNR2: 13.044
BLK: 3,SNR1: 17.740 ,SNR2: 30.858
1345+12 2026/11/26 0.33UT FUJI -KISO
C_peak= 0.601
t_peak= 0.000
t_rise= 0.040
t_fall= 0.034
Intensity
Nor. Level
Power
Frequency (Hz)
Time (sec)
Cross/Auto Correlation

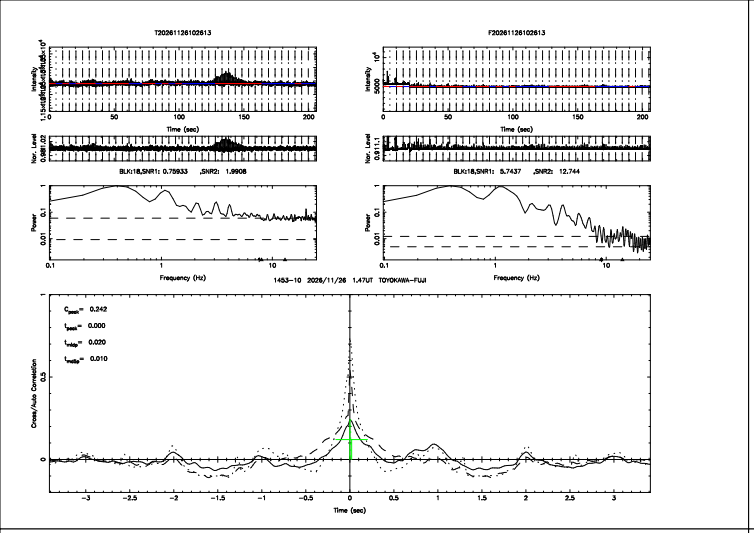
T20261126102613
F20261126102613
BLK18,SNR1: 0.75933 ,SNR2: 1.9908
BLK18,SNR1: 5.7437 ,SNR2: 12.744
1453-10 2026/11/26 1.47UT TOYOKAWA-FUJI
Intensity
Nor. Level
Power
Frequency (Hz)
Cross/Auto Correlation
Time (sec)
C_peak= 0.342
t_peak= 0.000
t_mbp= 0.020
t_mdbp= 0.010

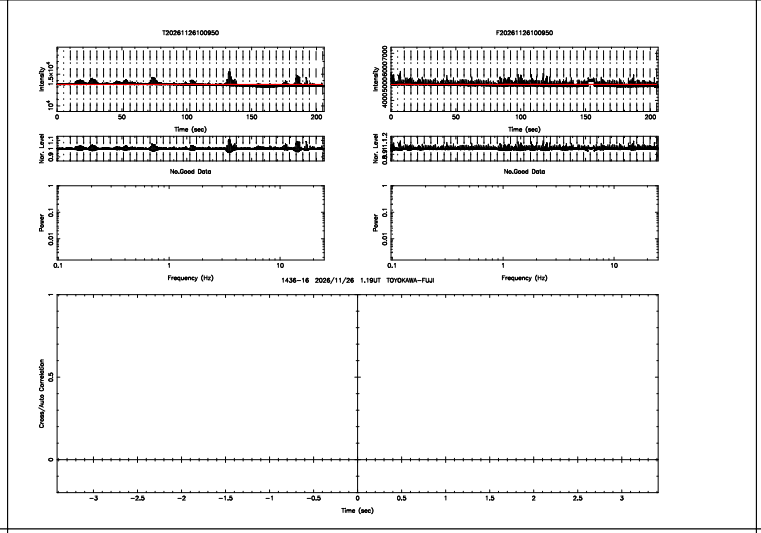
T20261126100950
F20261126100950
No.Good Data
No.Good Data
1436-16 2026/11/26 1.19UT TOYOKAWA-FUJI
Intensity
Nor. Level
Power
Frequency (Hz)
Cross/Auto Correlation
Time (sec)

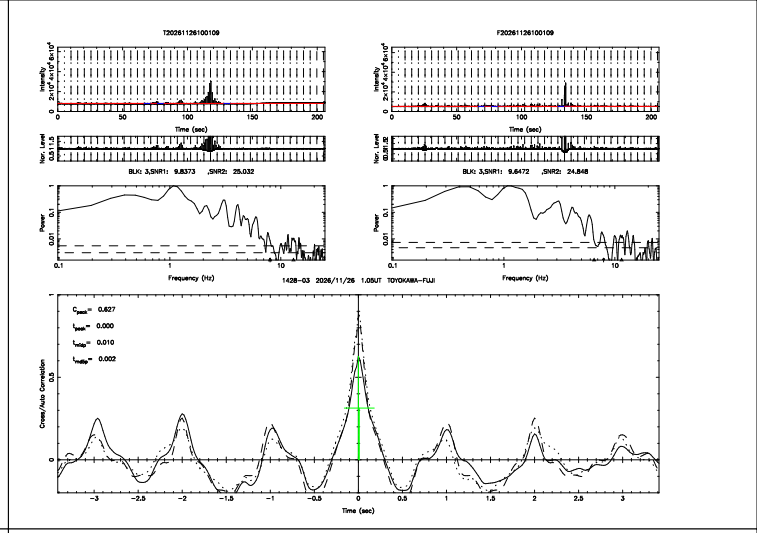
T20261126100109
F20261126100109
BLK: 3,SNR1: 9.8373 ,SNR2: 25.032
BLK: 3,SNR1: 9.6472 ,SNR2: 24.848
1428-03 2026/11/26 1.08UT TOYOKAWA-FUJI
Intensity
Nor. Level
Power
Frequency (Hz)
Cross/Auto Correlation
Time (sec)
C_peak= 0.627
t_peak= 0.000
t_mbp= 0.010
t_mdbp= 0.002

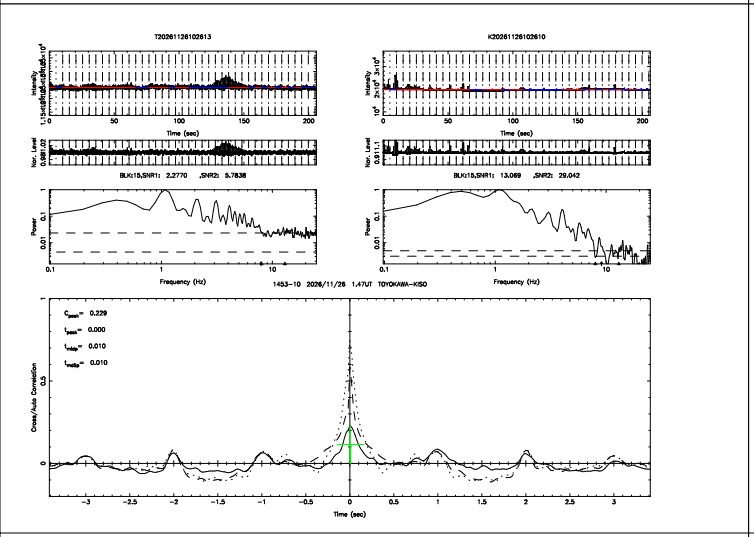
T20261126102613
K20261126102610
BLK18,SNR1: 2.2770 ,SNR2: 5.7838
BLK18,SNR1: 13.069 ,SNR2: 29.042
1453-10 2026/11/26 1.47UT TOYOKAWA-KISO
Intensity
Nor. Level
Power
Frequency (Hz)
Cross/Auto Correlation
Time (sec)
C_peak= 0.229
t_peak= 0.000
t_mbp= 0.010
t_mdbp= 0.010

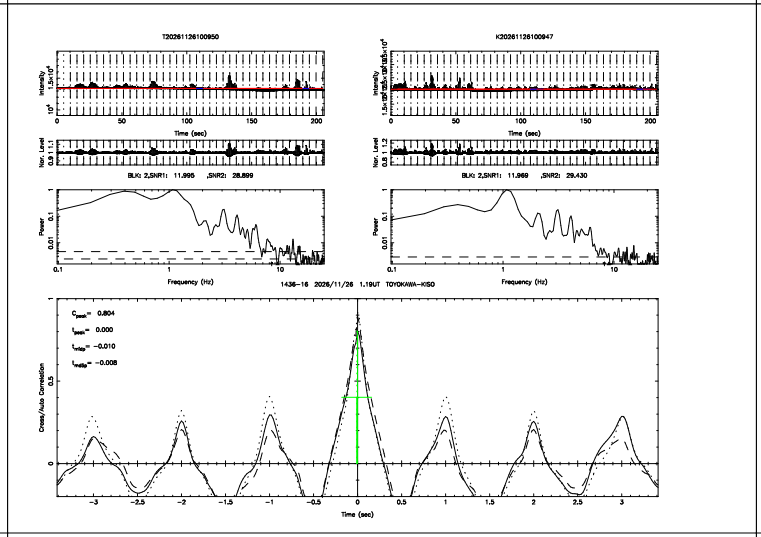
T20261126100950
K20261126100947
BLK: 2,SNR1: 11.995 ,SNR2: 28.899
BLK: 2,SNR1: 11.969 ,SNR2: 29.430
1436-16 2026/11/26 1.19UT TOYOKAWA-KISO
Intensity
Nor. Level
Power
Frequency (Hz)
Cross/Auto Correlation
Time (sec)
C_peak= 0.804
t_peak= 0.000
t_mbp= -0.010
t_mdbp= -0.008

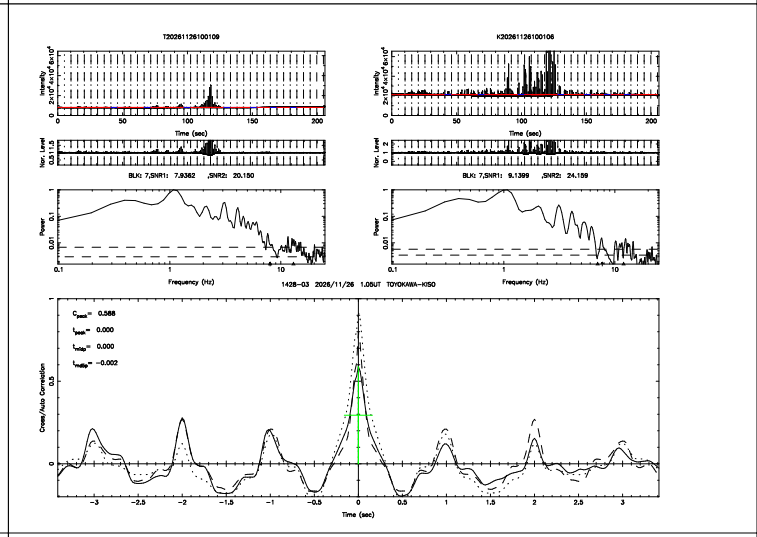
T20261126100109
K20261126100106
BLK: 7,SNR1: 7.9362 ,SNR2: 20.150
BLK: 7,SNR1: 9.1399 ,SNR2: 24.159
1428-03 2026/11/26 1.08UT TOYOKAWA-KISO
Intensity
Nor. Level
Power
Frequency (Hz)
Cross/Auto Correlation
Time (sec)
C_peak= 0.568
t_peak= 0.000
t_mbp= 0.000
t_mdbp= -0.002

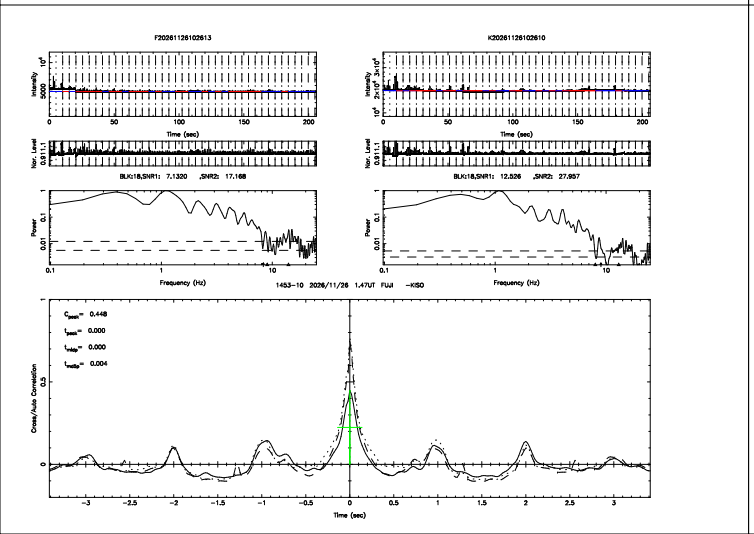
F20261126102613
K20261126102610
BLK18,SNR1: 7.1320 ,SNR2: 17.168
BLK18,SNR1: 12.526 ,SNR2: 27.957
1453-10 2026/11/26 1.47UT FUJI -KISO
Intensity
Nor. Level
Power
Frequency (Hz)
Cross/Auto Correlation
Time (sec)
C_peak= 0.448
t_peak= 0.000
t_mbp= 0.000
t_mdbp= 0.004

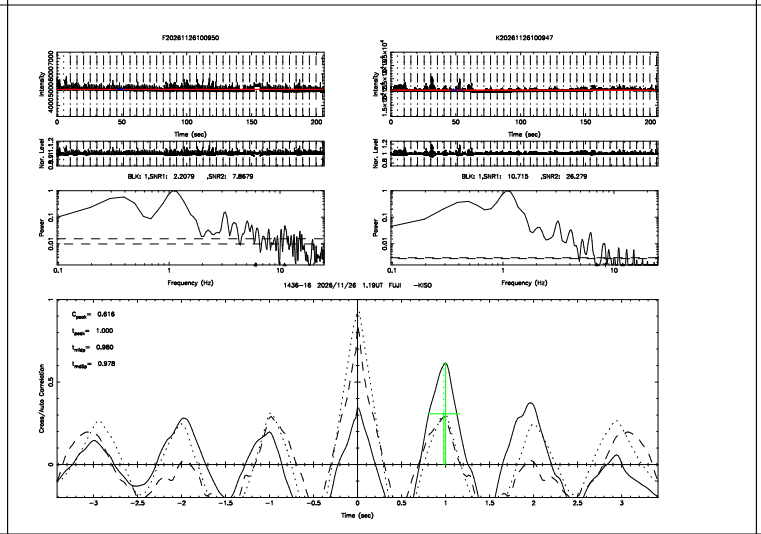
F20261126100950
K20261126100947
BLK: 1,SNR1: 2.2079 ,SNR2: 7.8679
BLK: 1,SNR1: 10.715 ,SNR2: 26.279
1436-16 2026/11/26 1.19UT FUJI -KISO
Intensity
Nor. Level
Power
Frequency (Hz)
Cross/Auto Correlation
Time (sec)
C_peak= 0.616
t_peak= 1.000
t_mbp= 0.980
t_mdbp= 0.978

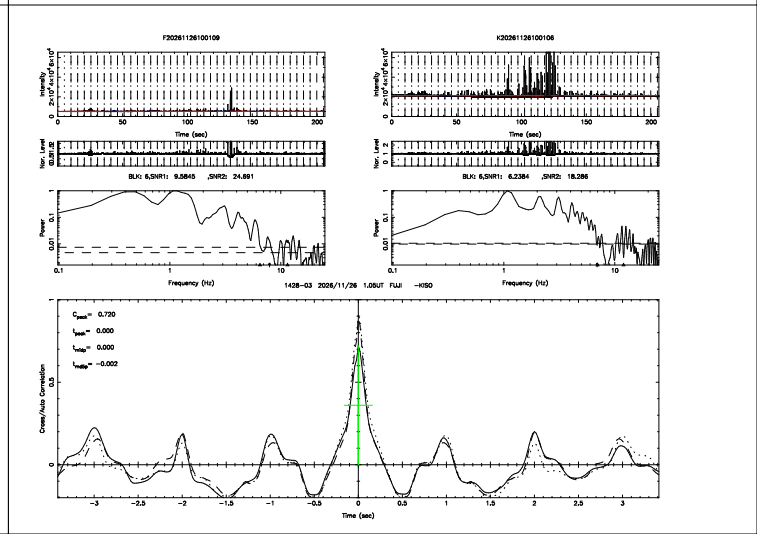
F20261126100109
K20261126100106
BLK: 5,SNR1: 9.5845 ,SNR2: 24.691
BLK: 5,SNR1: 6.2384 ,SNR2: 18.286
1428-03 2026/11/26 1.08UT FUJI -KISO
Intensity
Nor. Level
Power
Frequency (Hz)
Cross/Auto Correlation
Time (sec)
C_peak= 0.720
t_peak= 0.000
t_mbp= 0.000
t_mdbp= -0.002

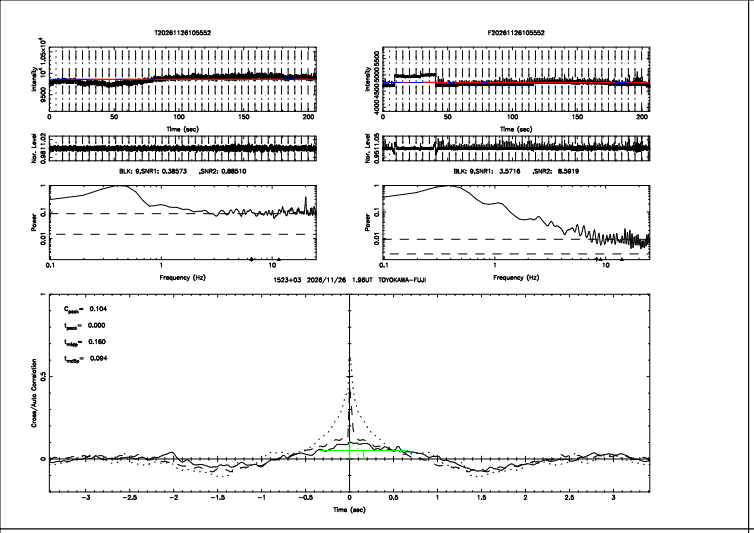
T20261126105552
F20261126105552
BLK: 9,SNR1: 0.38573 ,SNR2: 0.88510
BLK: 9,SNR1: 3.5716 ,SNR2: 8.5919
1523+03 2026/11/26 1.96UT TOYOKAWA-FUJI
C_peak= 0.104
t_peak= 0.000
t_edge= 0.160
t_edge= 0.094
Time (sec)
Frequency (Hz)
Cross/Auto Correlation

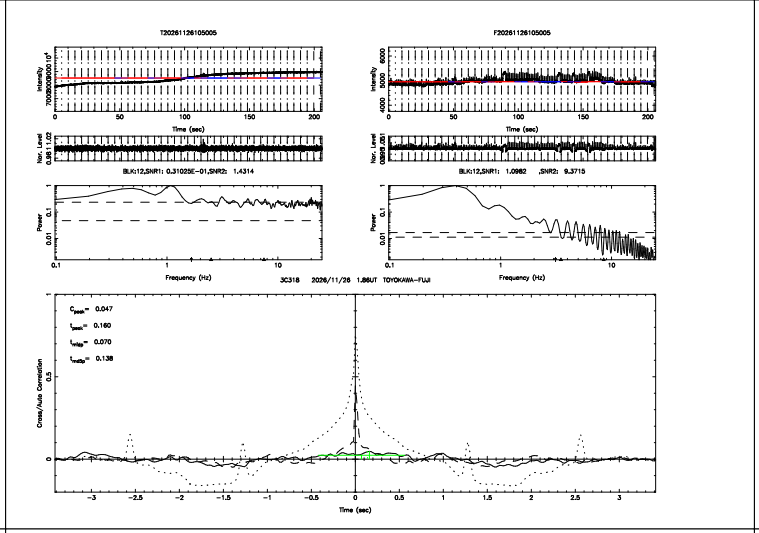
T20261126105005
F20261126105005
BLK12,SNR1: 0.31023E-01,SNR2: 1.4314
BLK12,SNR1: 1.0982 ,SNR2: 9.3715
3C318 2026/11/26 1.86UT TOYOKAWA-FUJI
C_peak= 0.047
t_peak= 0.160
t_edge= 0.070
t_edge= 0.138
Time (sec)
Frequency (Hz)
Cross/Auto Correlation

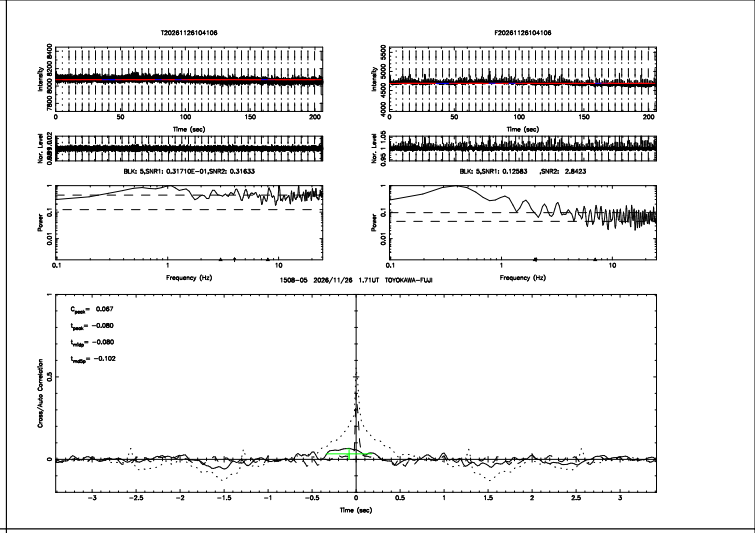
T20261126104106
F20261126104106
BLK: 5,SNR1: 0.31710E-01,SNR2: 0.31633
BLK: 5,SNR1: 0.12583 ,SNR2: 2.8423
1508-05 2026/11/26 1.71UT TOYOKAWA-FUJI
C_peak= 0.067
t_peak= -0.080
t_edge= -0.080
t_edge= -0.102
Time (sec)
Frequency (Hz)
Cross/Auto Correlation

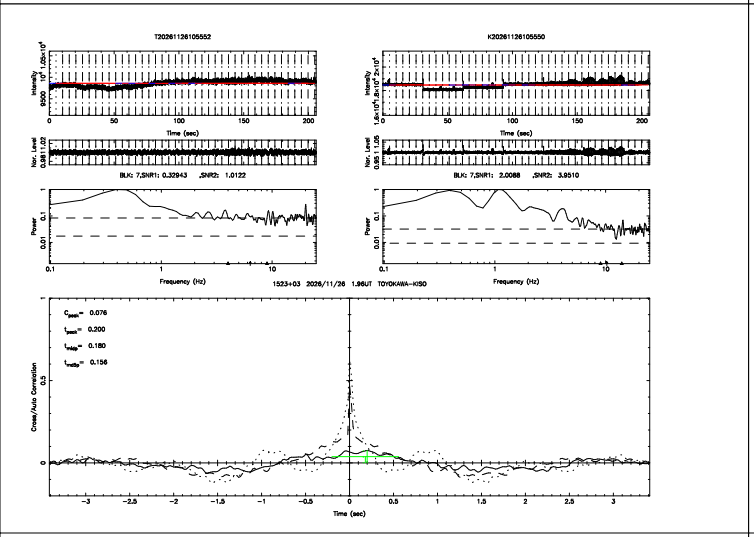
T20261126105552
K20261126105550
BLK: 7,SNR1: 0.32943 ,SNR2: 1.0122
BLK: 7,SNR1: 2.0088 ,SNR2: 3.9510
1523+03 2026/11/26 1.96UT TOYOKAWA-KISO
C_peak= 0.076
t_peak= 0.200
t_edge= 0.180
t_edge= 0.156
Time (sec)
Frequency (Hz)
Cross/Auto Correlation

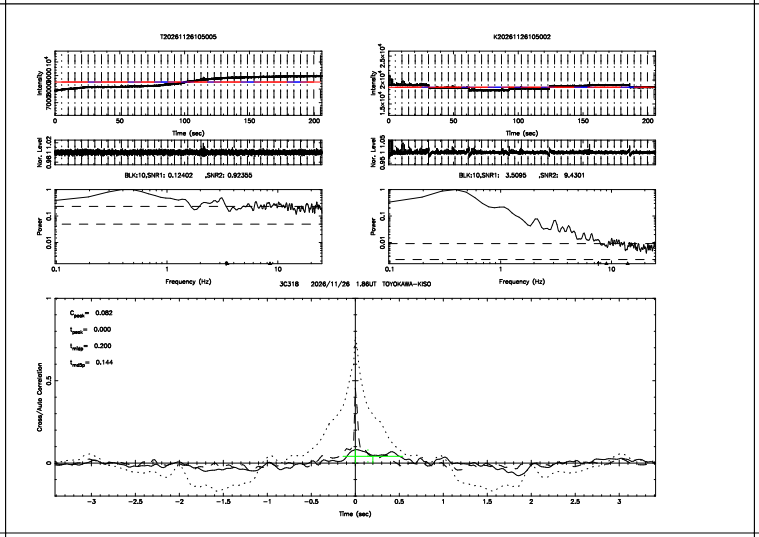
T20261126105005
K20261126105002
BLK10,SNR1: 0.12402 ,SNR2: 0.92355
BLK10,SNR1: 3.5095 ,SNR2: 9.4301
3C318 2026/11/26 1.86UT TOYOKAWA-KISO
C_peak= 0.082
t_peak= 0.000
t_edge= 0.200
t_edge= 0.144
Time (sec)
Frequency (Hz)
Cross/Auto Correlation

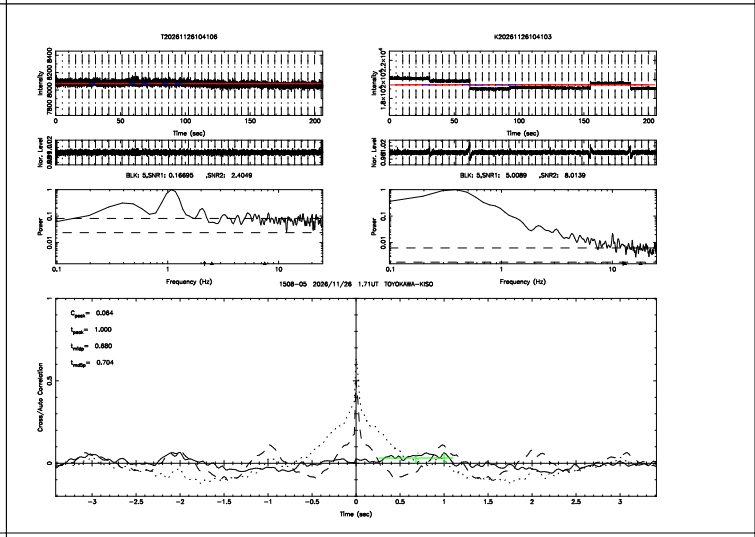
T20261126104106
K20261126104103
BLK: 5,SNR1: 0.16695 ,SNR2: 2.4049
BLK: 5,SNR1: 5.0089 ,SNR2: 5.0139
1508-05 2026/11/26 1.71UT TOYOKAWA-KISO
C_peak= 0.064
t_peak= 1.000
t_edge= 0.680
t_edge= 0.704
Time (sec)
Frequency (Hz)
Cross/Auto Correlation

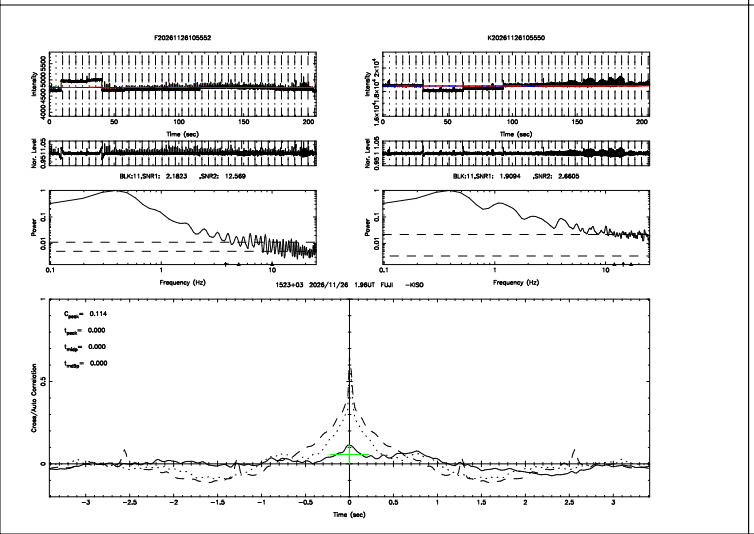
F20261126105552
K20261126105550
BLK11,SNR1: 2.1823 ,SNR2: 12.549
BLK11,SNR1: 1.9094 ,SNR2: 2.6605
1523+03 2026/11/26 1.96UT FUJI -KISO
C_peak= 0.114
t_peak= 0.000
t_edge= 0.000
t_edge= 0.000
Time (sec)
Frequency (Hz)
Cross/Auto Correlation

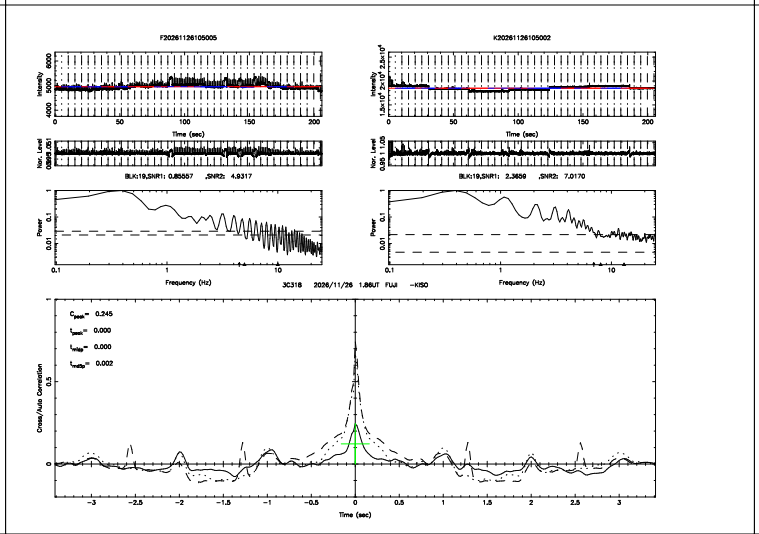
F20261126105005
K20261126105002
BLK19,SNR1: 0.85557 ,SNR2: 4.9317
BLK19,SNR1: 2.3699 ,SNR2: 7.0170
3C318 2026/11/26 1.86UT FUJI -KISO
C_peak= 0.245
t_peak= 0.000
t_edge= 0.000
t_edge= 0.002
Time (sec)
Frequency (Hz)
Cross/Auto Correlation

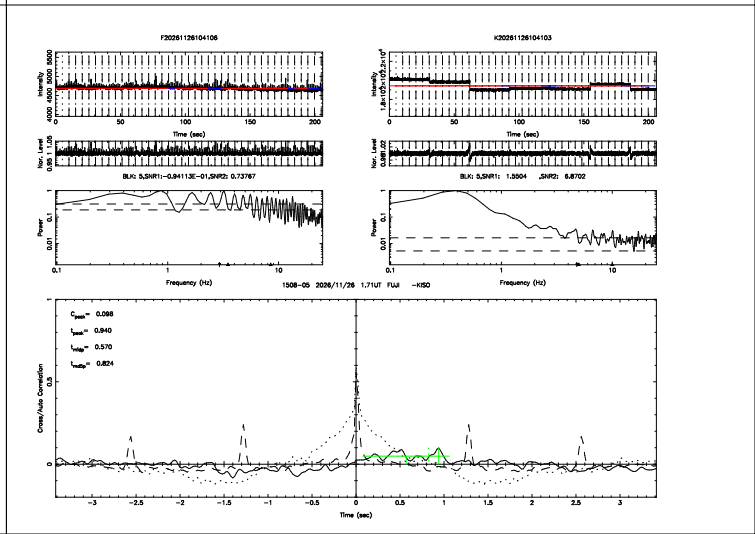
F20261126104106
K20261126104103
BLK: 5,SNR1: -0.94113E-01,SNR2: 0.73767
BLK: 5,SNR1: 1.3504 ,SNR2: 6.8702
1508-05 2026/11/26 1.71UT FUJI -KISO
C_peak= 0.098
t_peak= 0.940
t_edge= 0.570
t_edge= 0.824
Time (sec)
Frequency (Hz)
Cross/Auto Correlation

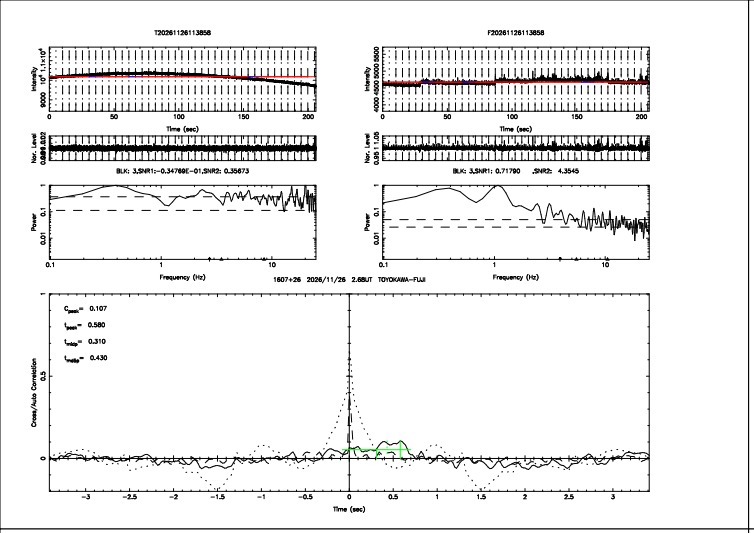
T20261126113858
F20261126113858
BLK: 3,SNR1:-0.34769E-01,SNR2: 0.35673
BLK: 3,SNR1: 0.71790 ,SNR2: 4.3545
1607+26 2026/11/26 2.68UT TOYOKAWA-FUJI
C_peak= 0.107
t_peak= 0.580
t_edge= 0.310
t_edge= 0.430
Time (sec)
Frequency (Hz)
Cross/Auto Correlation

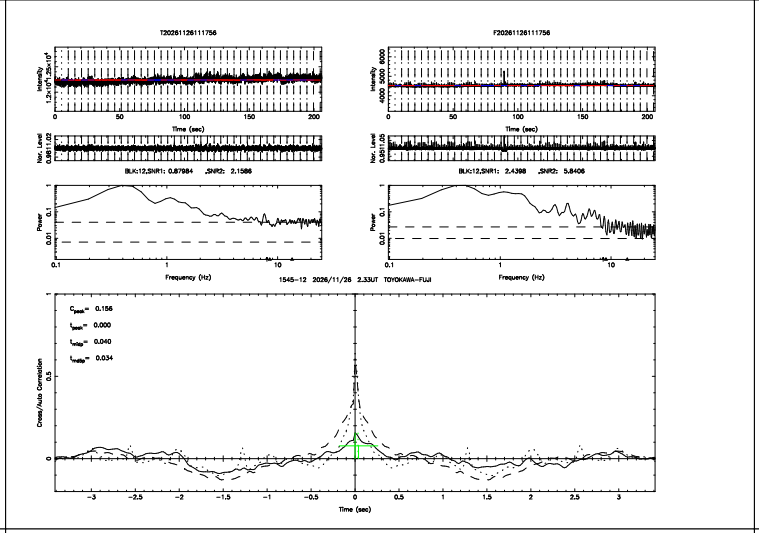
T20261126111756
F20261126111756
BLK:12,SNR1: 0.87984 ,SNR2: 2.1586
BLK:12,SNR1: 2.4398 ,SNR2: 5.8406
1545-12 2026/11/26 2.33UT TOYOKAWA-FUJI
C_peak= 0.156
t_peak= 0.000
t_edge= 0.040
t_edge= 0.034
Time (sec)
Frequency (Hz)
Cross/Auto Correlation

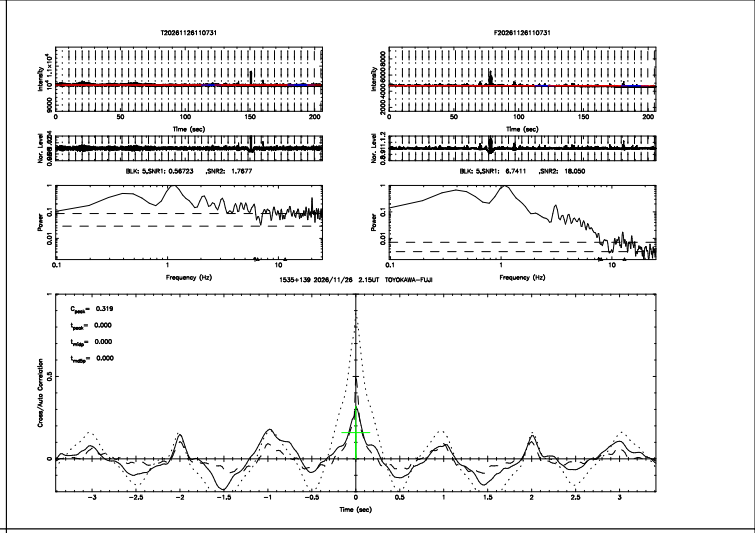
T20261126110731
F20261126110731
BLK: 3,SNR1: 0.56723 ,SNR2: 1.7677
BLK: 5,SNR1: 6.7411 ,SNR2: 18.050
1535+139 2026/11/26 2.15UT TOYOKAWA-FUJI
C_peak= 0.319
t_peak= 0.000
t_edge= 0.000
t_edge= 0.000
Time (sec)
Frequency (Hz)
Cross/Auto Correlation

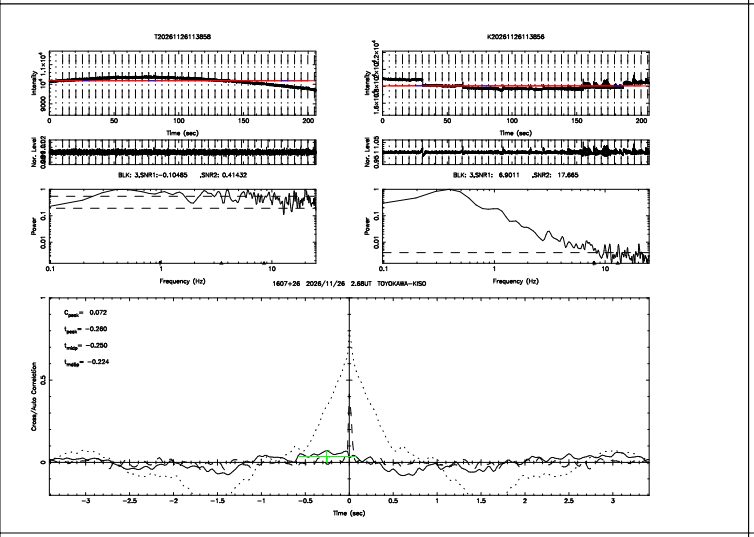
T20261126113858
K20261126113856
BLK: 3,SNR1:-0.10485 ,SNR2: 0.41432
BLK: 3,SNR1: 6.9011 ,SNR2: 17.665
1607+26 2026/11/26 2.68UT TOYOKAWA-KISO
C_peak= 0.072
t_peak= -0.260
t_edge= -0.250
t_edge= -0.224
Time (sec)
Frequency (Hz)
Cross/Auto Correlation

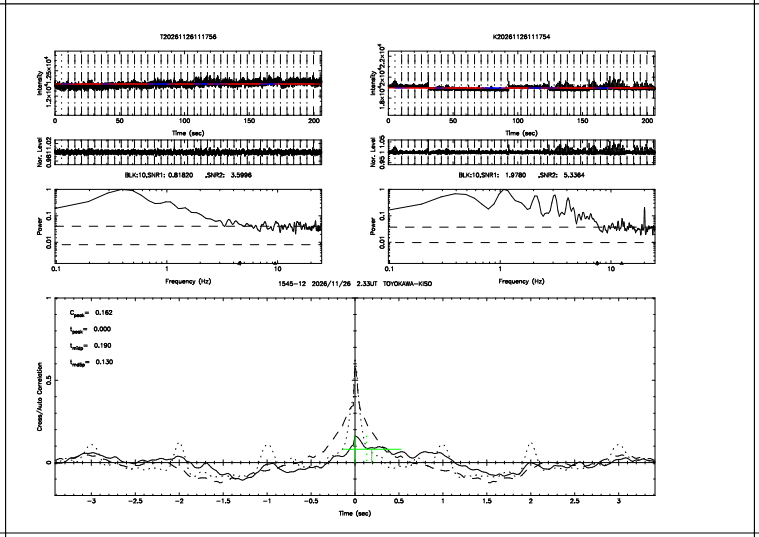
T20261126111756
K20261126111754
BLK:10,SNR1: 0.81820 ,SNR2: 3.5996
BLK:10,SNR1: 1.9780 ,SNR2: 5.3364
1545-12 2026/11/26 2.33UT TOYOKAWA-KISO
C_peak= 0.162
t_peak= 0.000
t_edge= 0.190
t_edge= 0.130
Time (sec)
Frequency (Hz)
Cross/Auto Correlation

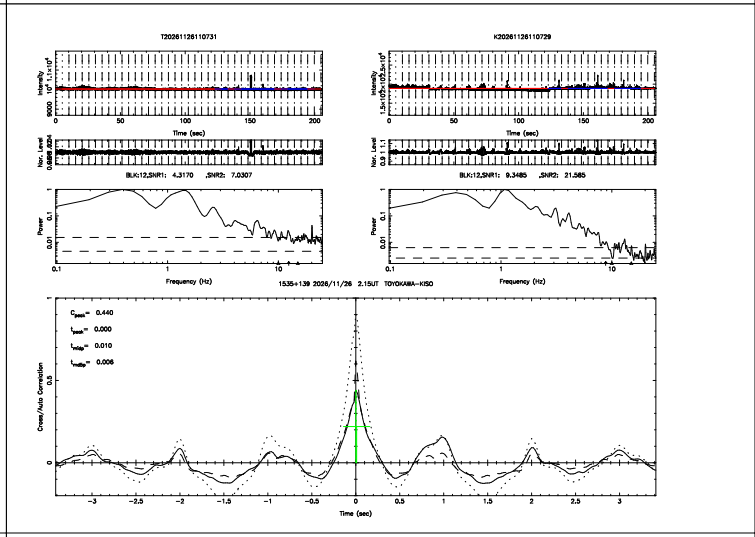
T20261126110731
K20261126110729
BLK:12,SNR1: 4.3170 ,SNR2: 7.0307
BLK:12,SNR1: 9.3485 ,SNR2: 21.585
1535+139 2026/11/26 2.15UT TOYOKAWA-KISO
C_peak= 0.440
t_peak= 0.000
t_edge= 0.010
t_edge= 0.006
Time (sec)
Frequency (Hz)
Cross/Auto Correlation

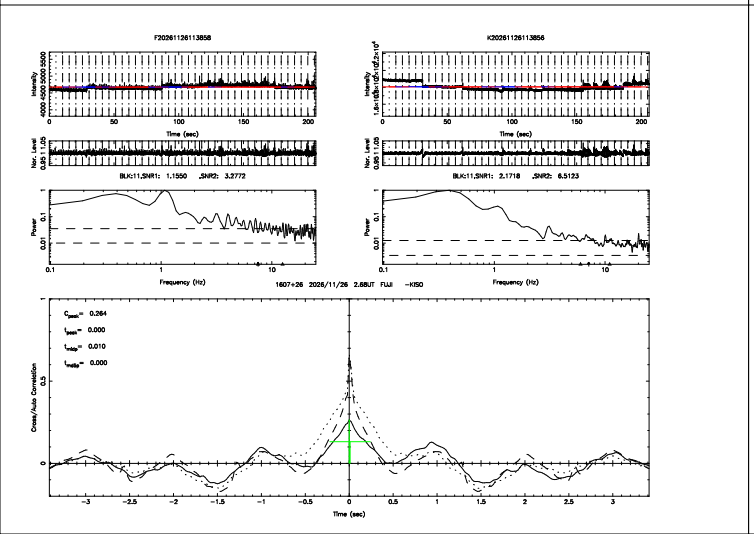
F20261126113858
K20261126113856
BLK:11,SNR1: 1.1550 ,SNR2: 3.2772
BLK:11,SNR1: 2.1718 ,SNR2: 6.5123
1607+26 2026/11/26 2.68UT FUJI -KISO
C_peak= 0.264
t_peak= 0.000
t_edge= 0.010
t_edge= 0.000
Time (sec)
Frequency (Hz)
Cross/Auto Correlation

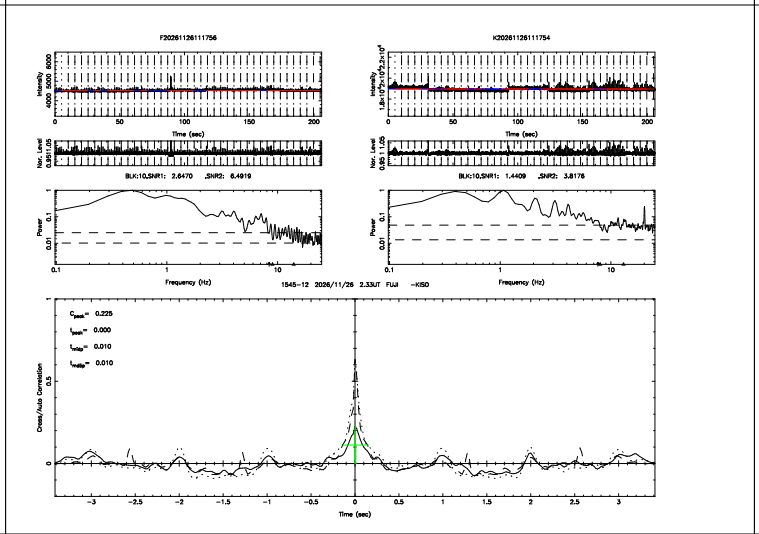
F20261126111756
K20261126111754
BLK:10,SNR1: 2.6470 ,SNR2: 6.4919
BLK:10,SNR1: 1.4409 ,SNR2: 3.8176
1545-12 2026/11/26 2.33UT FUJI -KISO
C_peak= 0.225
t_peak= 0.000
t_edge= 0.010
t_edge= 0.010
Time (sec)
Frequency (Hz)
Cross/Auto Correlation

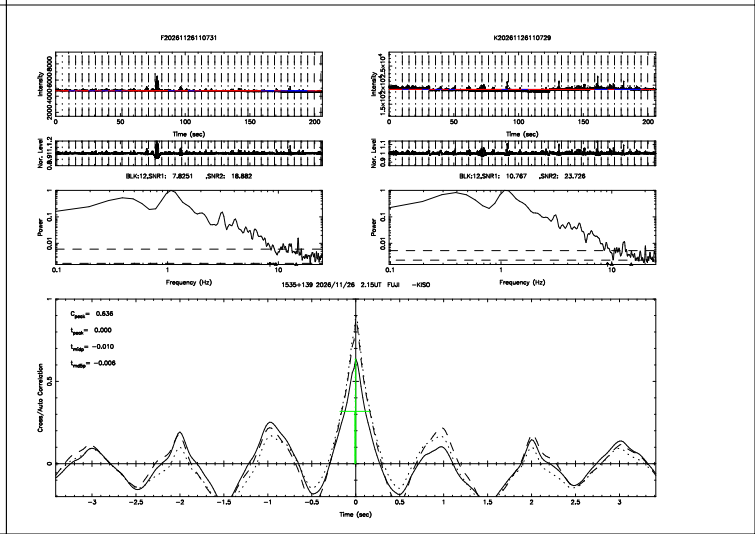
F20261126110731
K20261126110729
BLK:12,SNR1: 7.8251 ,SNR2: 18.882
BLK:12,SNR1: 10.767 ,SNR2: 23.726
1535+139 2026/11/26 2.15UT FUJI -KISO
C_peak= 0.636
t_peak= 0.000
t_edge= -0.010
t_edge= -0.006
Time (sec)
Frequency (Hz)
Cross/Auto Correlation

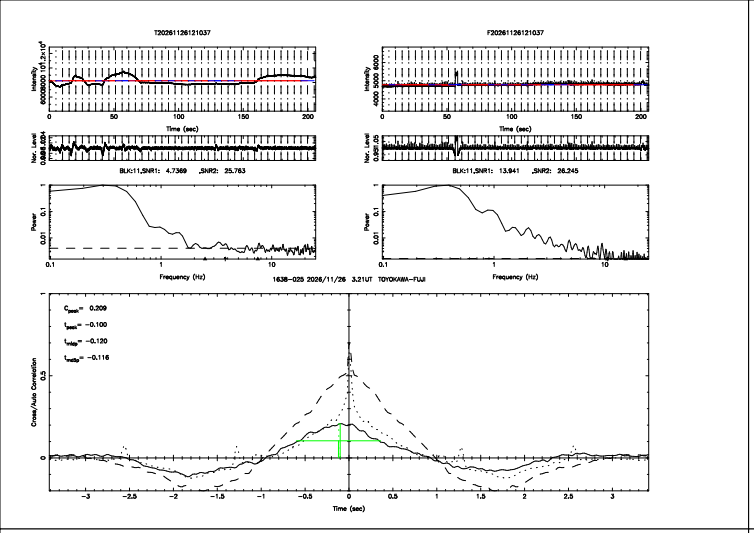
T20261126121037
F20261126121037
BLK:11,SNR1: 4.7369 ,SNR2: 25.763
BLK:11,SNR1: 13.941 ,SNR2: 26.245
1638-025 2026/11/26 3.21UT TOYOKAWA-FUJI
C_peak= 0.309
t_peak= -0.100
t_edge= -0.120
t_edge= -0.116
Time (sec)
Frequency (Hz)
Cross/Auto Correlation

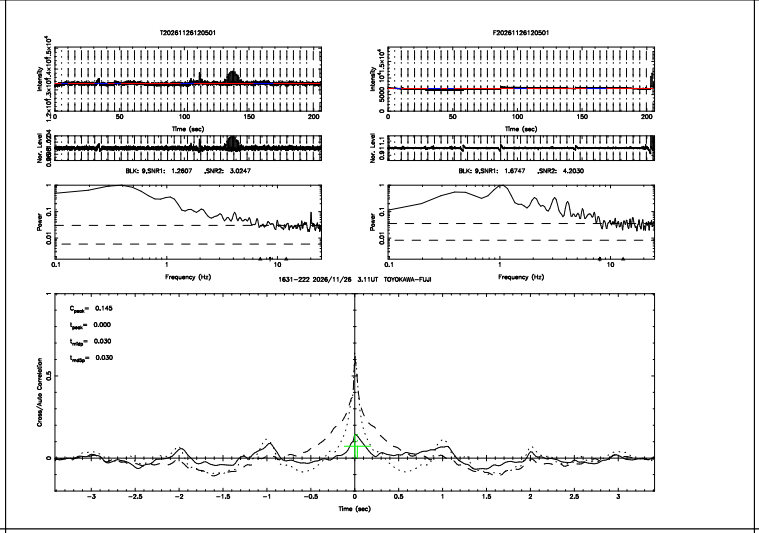
T20261126120501
F20261126120501
BLK: 9,SNR1: 1.2607 ,SNR2: 3.0247
BLK: 9,SNR1: 1.6747 ,SNR2: 4.2030
1631-222 2026/11/26 3.11UT TOYOKAWA-FUJI
C_peak= 0.145
t_peak= 0.000
t_edge= 0.030
t_edge= 0.030
Time (sec)
Frequency (Hz)
Cross/Auto Correlation

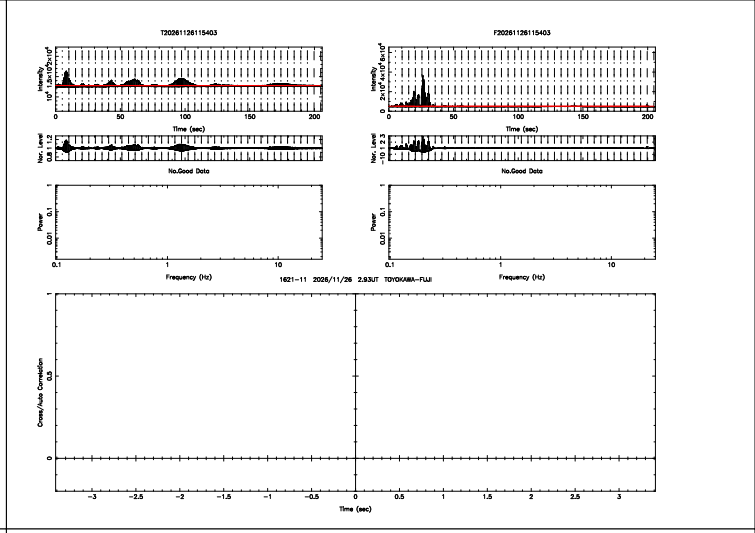
T20261126115403
F20261126115403
No.Good Data
No.Good Data
1621-11 2026/11/26 2.93UT TOYOKAWA-FUJI
Time (sec)
Frequency (Hz)
Cross/Auto Correlation

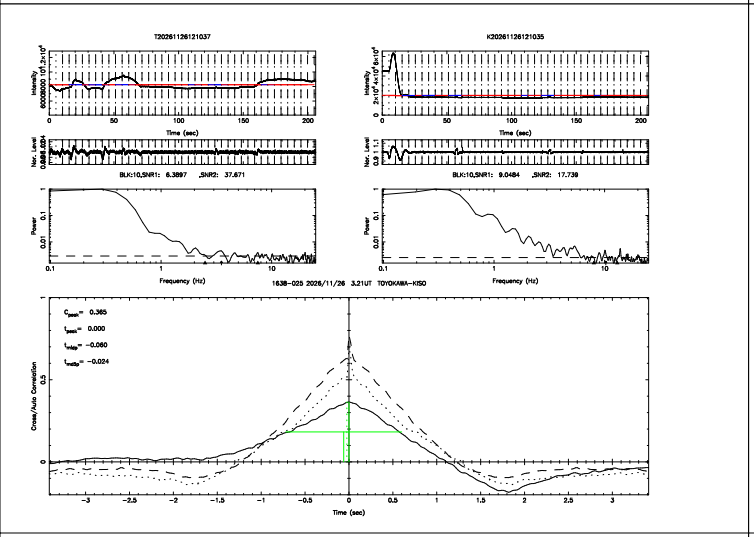
T20261126121037
K20261126121035
BLK:10,SNR1: 6.3897 ,SNR2: 37.671
BLK:10,SNR1: 9.0484 ,SNR2: 17.739
1638-025 2026/11/26 3.21UT TOYOKAWA-KISO
C_peak= 0.365
t_peak= 0.000
t_edge= -0.060
t_edge= -0.024
Time (sec)
Frequency (Hz)
Cross/Auto Correlation

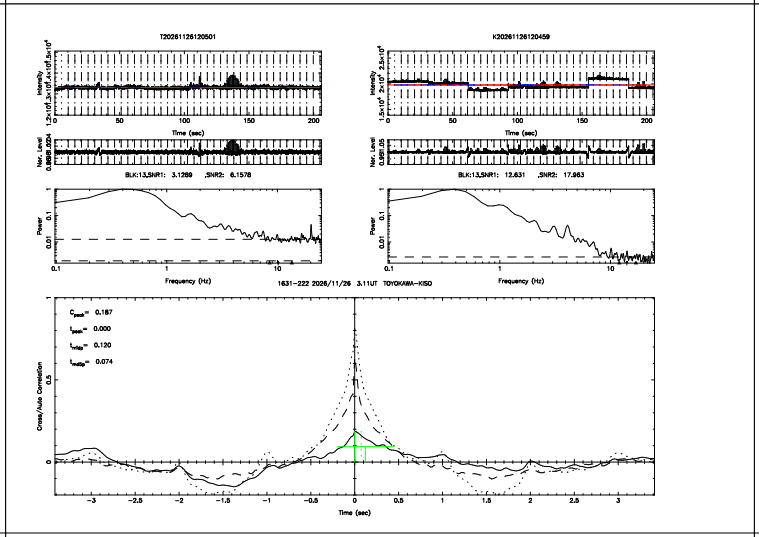
T20261126120501
K20261126120459
BLK:13,SNR1: 3.1269 ,SNR2: 6.1578
BLK:13,SNR1: 13.631 ,SNR2: 17.963
1631-222 2026/11/26 3.11UT TOYOKAWA-KISO
C_peak= 0.187
t_peak= 0.000
t_edge= 0.120
t_edge= 0.074
Time (sec)
Frequency (Hz)
Cross/Auto Correlation

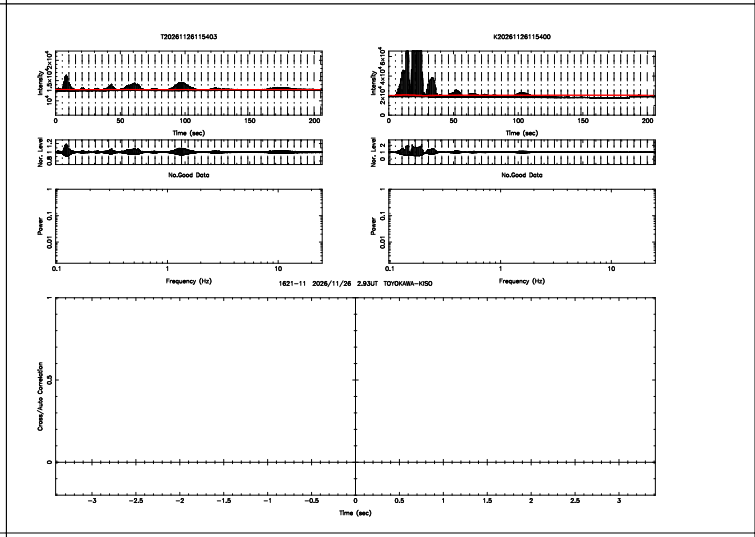
T20261126115403
K20261126115400
No.Good Data
No.Good Data
1621-11 2026/11/26 2.93UT TOYOKAWA-KISO
Time (sec)
Frequency (Hz)
Cross/Auto Correlation

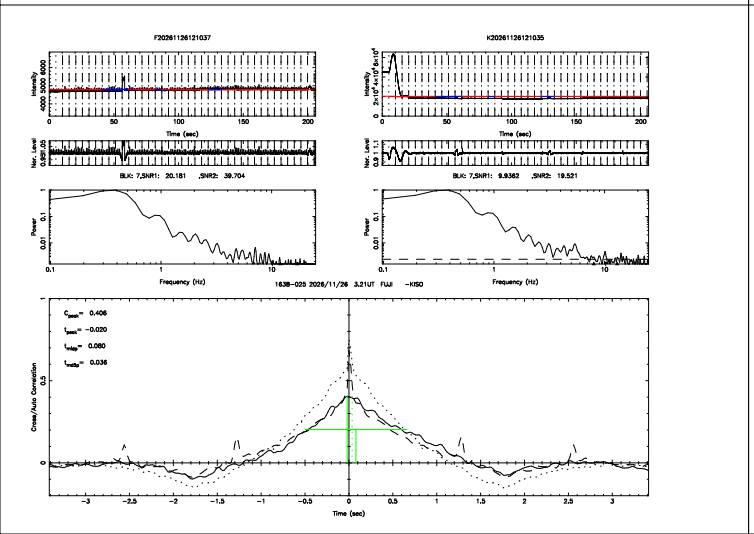
F20261126121037
K20261126121035
BLK: 7,SNR1: 20.181 ,SNR2: 39.704
BLK: 7,SNR1: 9.9362 ,SNR2: 19.521
1638-025 2026/11/26 3.21UT FUJI -KISO
C_peak= 0.406
t_peak= -0.020
t_edge= 0.080
t_edge= 0.036
Time (sec)
Frequency (Hz)
Cross/Auto Correlation

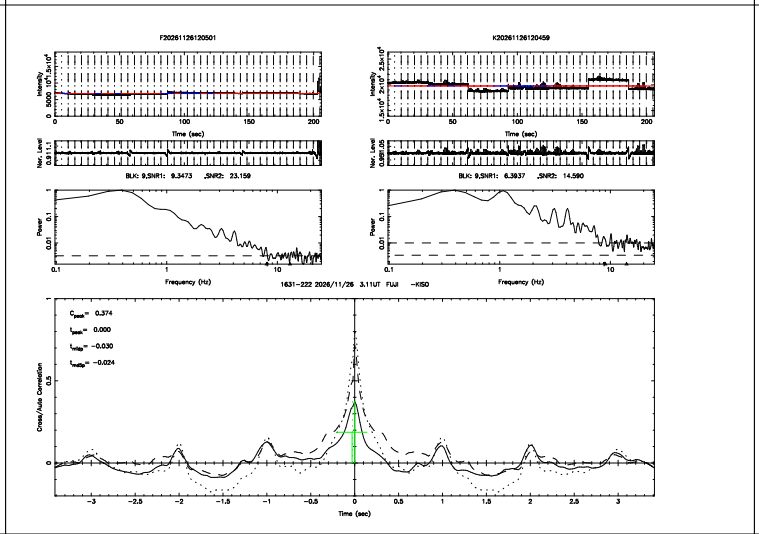
F20261126120501
K20261126120459
BLK: 9,SNR1: 9.3473 ,SNR2: 23.159
BLK: 9,SNR1: 6.3937 ,SNR2: 14.590
1631-222 2026/11/26 3.11UT FUJI -KISO
C_peak= 0.374
t_peak= 0.000
t_edge= -0.030
t_edge= -0.024
Time (sec)
Frequency (Hz)
Cross/Auto Correlation

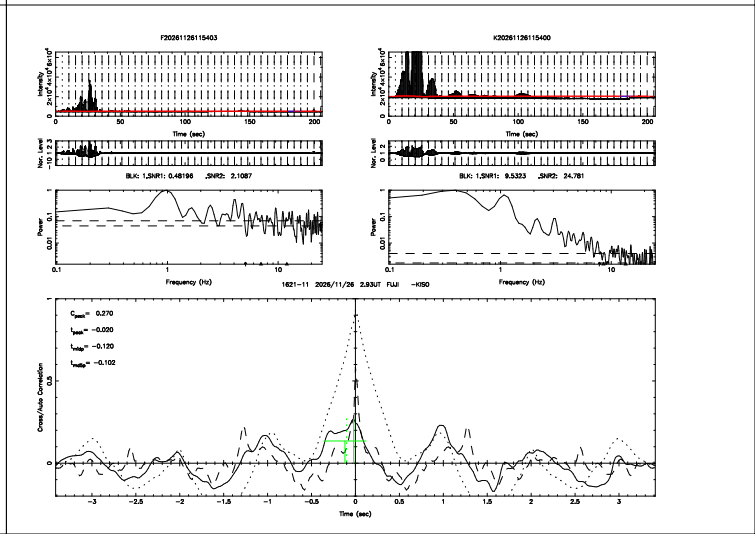
F20261126115403
K20261126115400
BLK: 1,SNR1: 0.48196 ,SNR2: 2.1087
BLK: 1,SNR1: 9.5323 ,SNR2: 24.781
1621-11 2026/11/26 2.93UT FUJI -KISO
C_peak= 0.270
t_peak= -0.020
t_edge= -0.120
t_edge= -0.102
Time (sec)
Frequency (Hz)
Cross/Auto Correlation

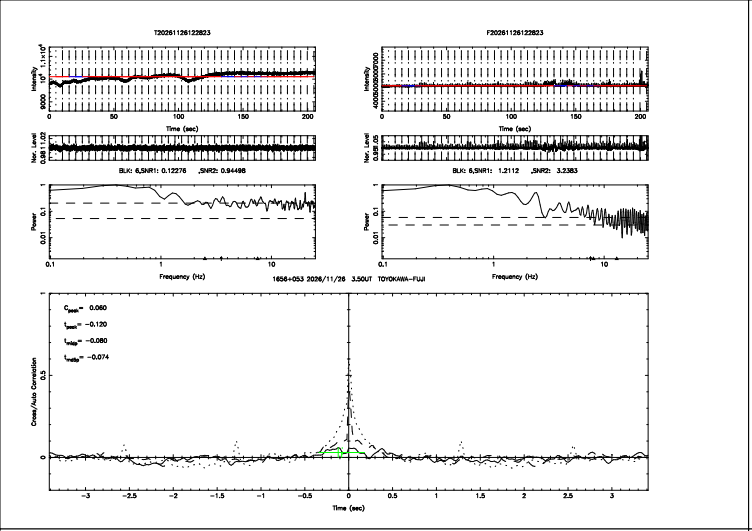
T20261126122823
F20261126122823
BLK: 6,SNR1: 0.12278 ,SNR2: 0.94498
BLK: 6,SNR1: 1.2112 ,SNR2: 3.2383
1656+053 2026/11/26 3.50UT TOYOKAWA-FUJI
C_peak= 0.060
t_peak= −0.120
t_edge= −0.080
t_edge= −0.074
Time (sec)
Frequency (Hz)
Cross/Auto Correlation

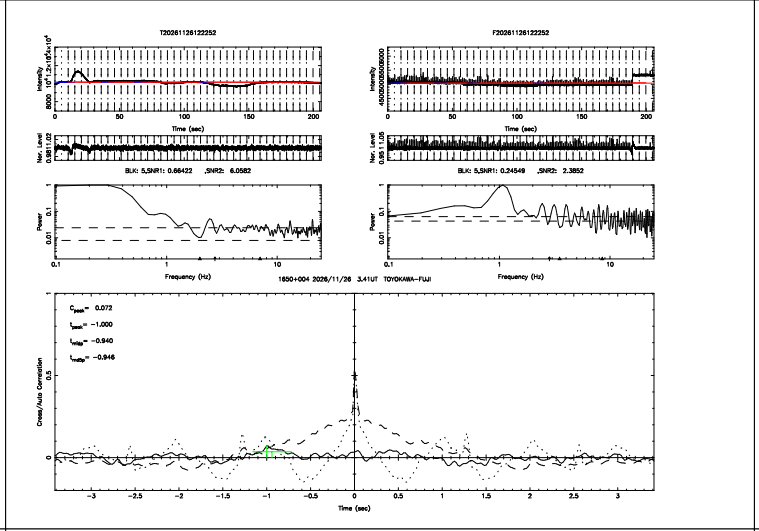
T20261126122252
F20261126122252
BLK: 5,SNR1: 0.66422 ,SNR2: 6.0582
BLK: 5,SNR1: 0.24549 ,SNR2: 2.3852
1650+004 2026/11/26 3.41UT TOYOKAWA-FUJI
C_peak= 0.072
t_peak= −1.000
t_edge= −0.940
t_edge= −0.946
Time (sec)
Frequency (Hz)
Cross/Auto Correlation

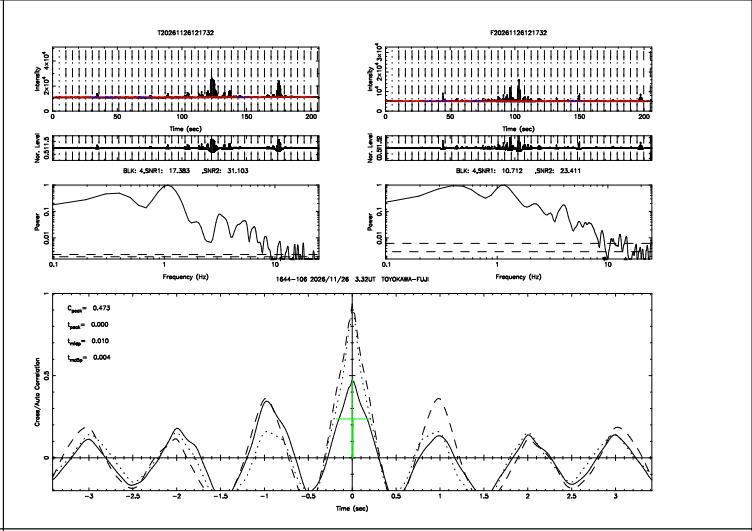
T20261126121732
F20261126121732
BLK: 4,SNR1: 17.383 ,SNR2: 31.103
BLK: 4,SNR1: 10.712 ,SNR2: 23.411
1644-106 2026/11/26 3.32UT TOYOKAWA-FUJI
C_peak= 0.473
t_peak= 0.000
t_edge= 0.010
t_edge= 0.004
Time (sec)
Frequency (Hz)
Cross/Auto Correlation

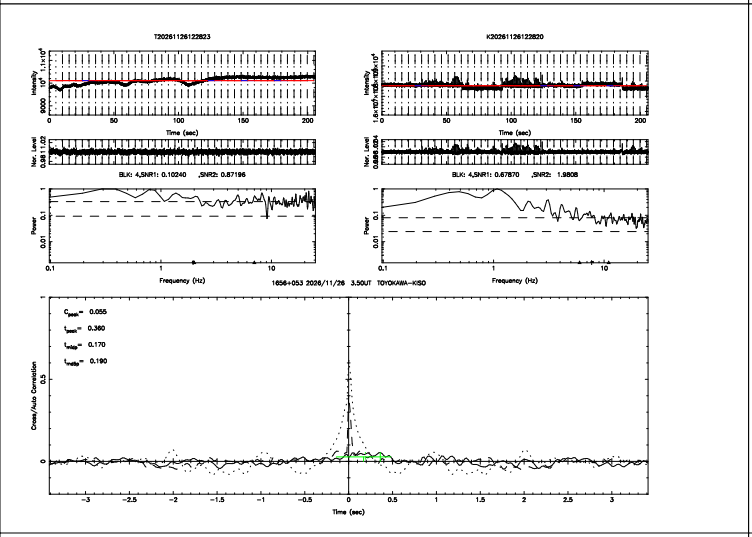
T20261126122823
K20261126122820
BLK: 4,SNR1: 0.10240 ,SNR2: 0.87196
BLK: 4,SNR1: 0.67870 ,SNR2: 1.9808
1656+053 2026/11/26 3.50UT TOYOKAWA-KISO
C_peak= 0.055
t_peak= 0.360
t_edge= 0.170
t_edge= 0.190
Time (sec)
Frequency (Hz)
Cross/Auto Correlation

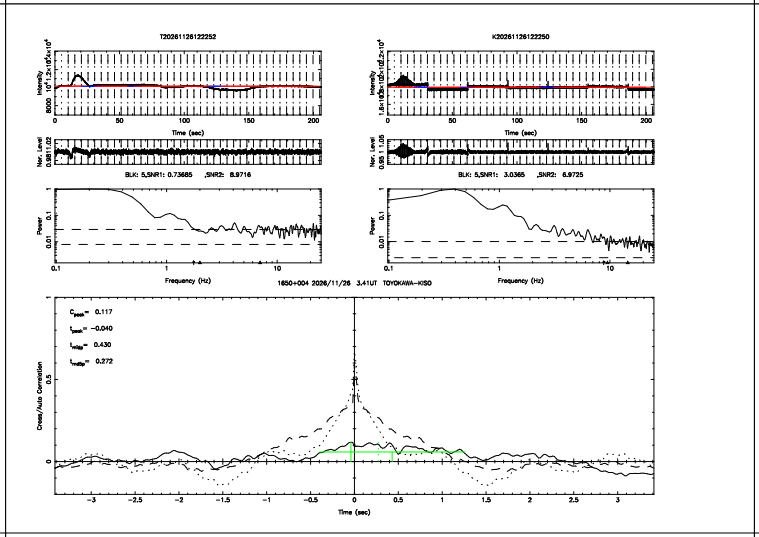
T20261126122252
K20261126122250
BLK: 5,SNR1: 0.73685 ,SNR2: 8.9716
BLK: 5,SNR1: 3.0365 ,SNR2: 6.9725
1650+004 2026/11/26 3.41UT TOYOKAWA-KISO
C_peak= 0.117
t_peak= −0.040
t_edge= 0.430
t_edge= 0.272
Time (sec)
Frequency (Hz)
Cross/Auto Correlation

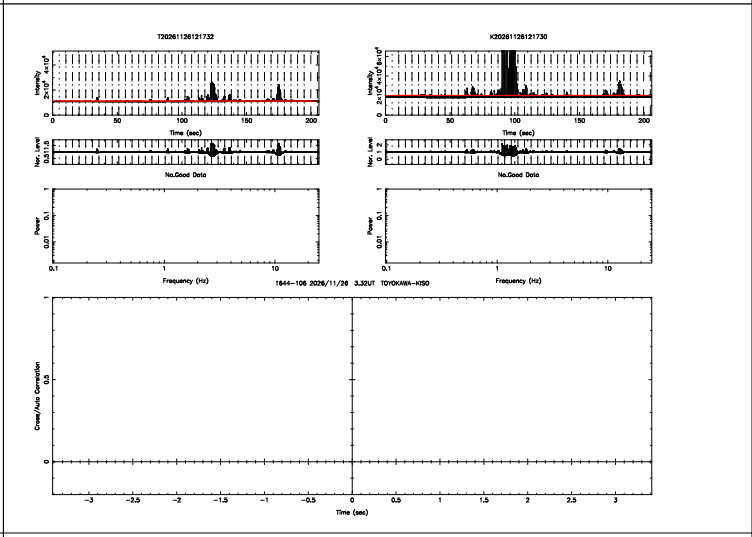
T20261126121732
K20261126121730
No.Good Data
No.Good Data
1644-106 2026/11/26 3.32UT TOYOKAWA-KISO
Time (sec)
Frequency (Hz)
Cross/Auto Correlation

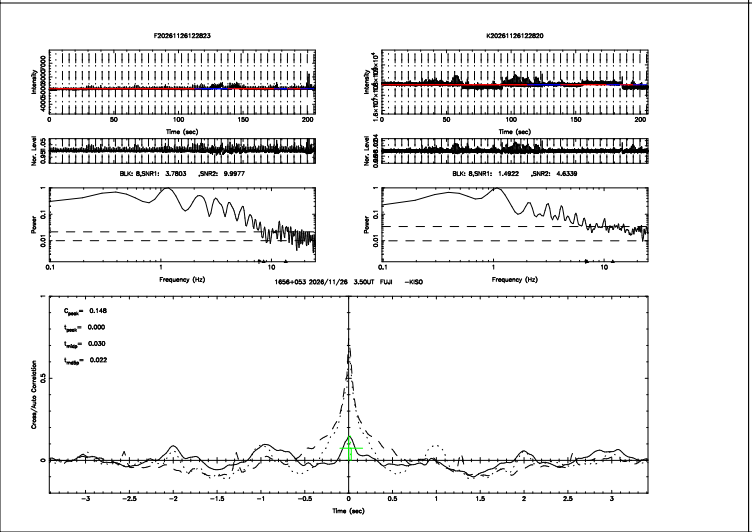
F20261126122823
K20261126122820
BLK: 8,SNR1: 3.7803 ,SNR2: 9.9977
BLK: 8,SNR1: 1.4922 ,SNR2: 4.6339
1656+053 2026/11/26 3.50UT FUJI -KISO
C_peak= 0.148
t_peak= 0.000
t_edge= 0.030
t_edge= 0.022
Time (sec)
Frequency (Hz)
Cross/Auto Correlation

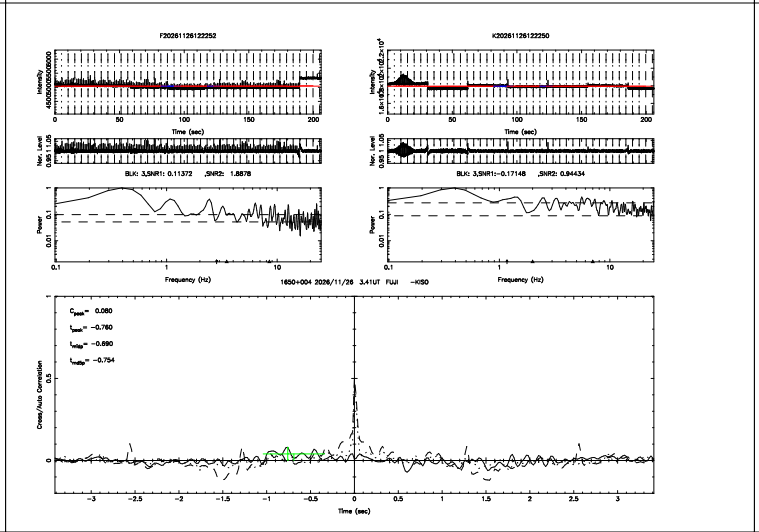
F20261126122252
K20261126122250
BLK: 3,SNR1: 0.11372 ,SNR2: 1.8878
BLK: 3,SNR1:-0.17148 ,SNR2: 0.94434
1650+004 2026/11/26 3.41UT FUJI -KISO
C_peak= 0.080
t_peak= −0.760
t_edge= −0.690
t_edge= −0.754
Time (sec)
Frequency (Hz)
Cross/Auto Correlation

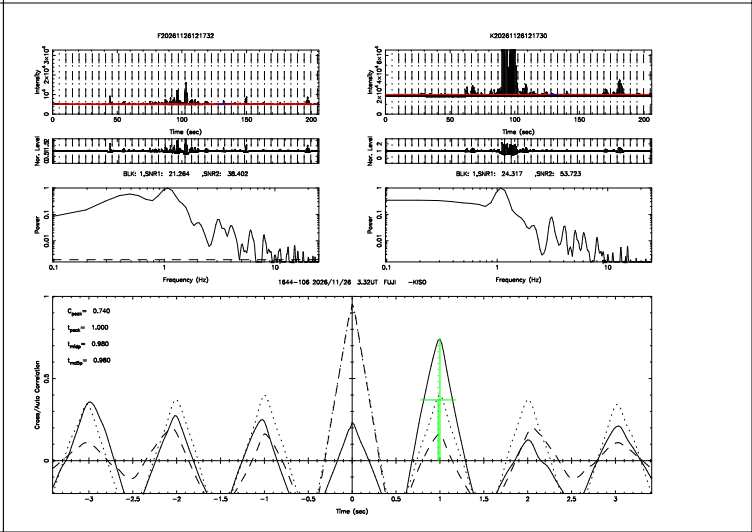
F20261126121732
K20261126121730
BLK: 1,SNR1: 21.264 ,SNR2: 38.402
BLK: 1,SNR1: 24.317 ,SNR2: 53.723
1644-106 2026/11/26 3.32UT FUJI -KISO
C_peak= 0.740
t_peak= 1.000
t_edge= 0.980
t_edge= 0.980
Time (sec)
Frequency (Hz)
Cross/Auto Correlation

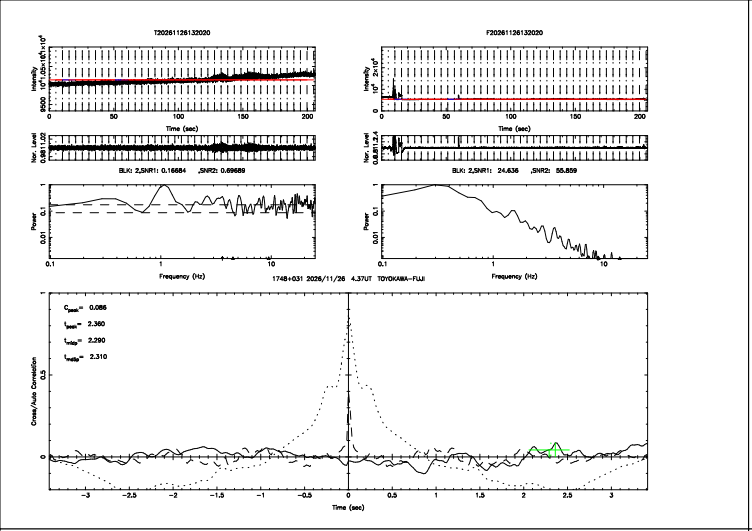
T20261126132020
F20261126132020
BLK: 2,SNR1: 0.16684 ,SNR2: 0.69689
BLK: 2,SNR1: 24.636 ,SNR2: 55.859
1748+031 2026/11/26 4.37UT TOYOKAWA-FUJI
C_peak= 0.086
t_peak= 2.360
t_rise= 2.290
t_fall= 2.310
Cross/Auto Correlation
Time (sec)

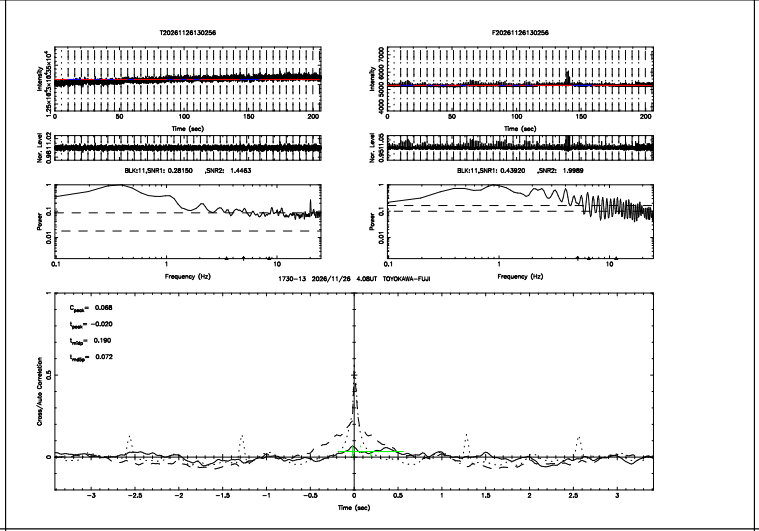
T20261126130256
F20261126130256
BLK:11,SNR1: 0.28150 ,SNR2: 1.4463
BLK:11,SNR1: 0.43920 ,SNR2: 1.9989
1730-13 2026/11/26 4.08UT TOYOKAWA-FUJI
C_peak= 0.068
t_peak= -0.020
t_rise= 0.190
t_fall= 0.072
Cross/Auto Correlation
Time (sec)

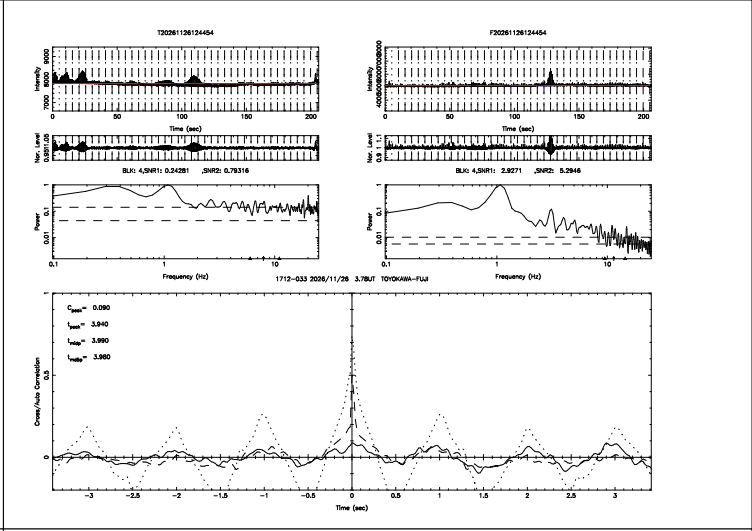
T20261126124454
F20261126124454
BLK: 4,SNR1: 0.24281 ,SNR2: 0.79316
BLK: 4,SNR1: 2.9271 ,SNR2: 5.2946
1712-033 2026/11/26 3.78UT TOYOKAWA-FUJI
C_peak= 0.090
t_peak= 3.840
t_rise= 3.990
t_fall= 3.980
Cross/Auto Correlation
Time (sec)

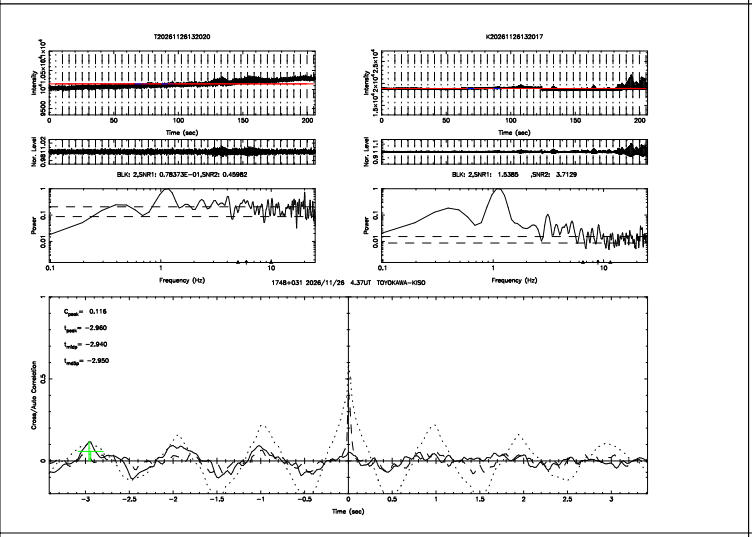
T20261126132020
K20261126132017
BLK: 2,SNR1: 0.78373E-01,SNR2: 0.45982
BLK: 2,SNR1: 1.5385 ,SNR2: 3.7129
1748+031 2026/11/26 4.37UT TOYOKAWA-KISO
C_peak= 0.116
t_peak= -2.960
t_rise= -2.940
t_fall= -2.950
Cross/Auto Correlation
Time (sec)

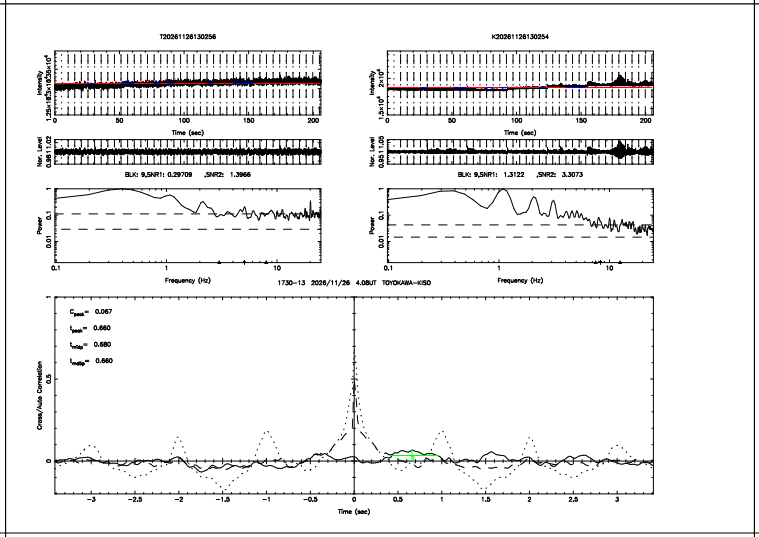
T20261126130256
K20261126130254
BLK: 9,SNR1: 0.29709 ,SNR2: 1.3966
BLK: 9,SNR1: 1.3122 ,SNR2: 3.3073
1730-13 2026/11/26 4.08UT TOYOKAWA-KISO
C_peak= 0.067
t_peak= 0.660
t_rise= 0.680
t_fall= 0.660
Cross/Auto Correlation
Time (sec)

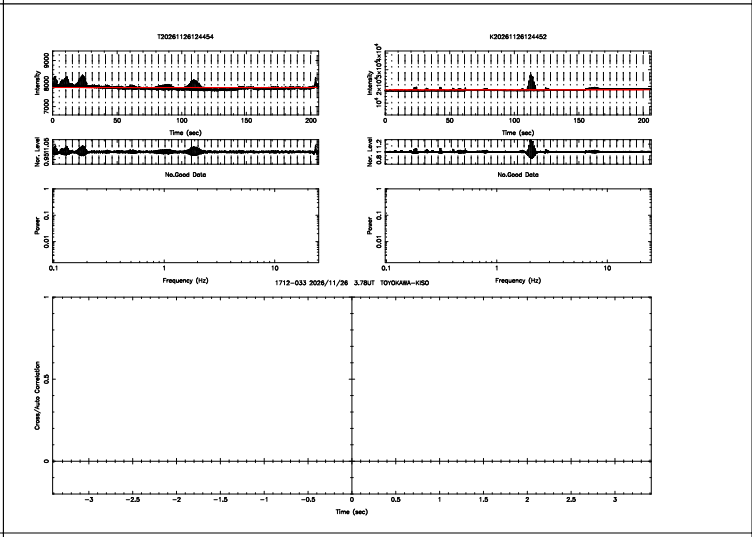
T20261126124454
K20261126124452
No.Good Data
No.Good Data
1712-033 2026/11/26 3.78UT TOYOKAWA-KISO
Cross/Auto Correlation
Time (sec)

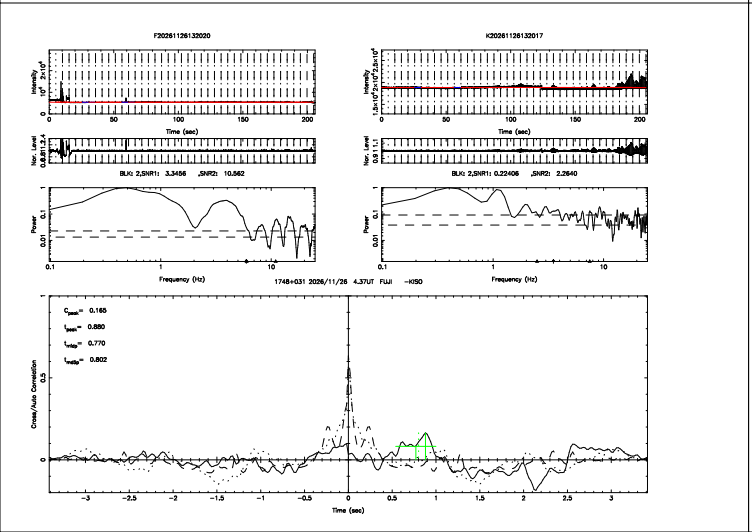
F20261126132020
K20261126132017
BLK: 2,SNR1: 3.3456 ,SNR2: 10.562
BLK: 2,SNR1: 0.22406 ,SNR2: 2.2640
1748+031 2026/11/26 4.37UT FUJI -KISO
C_peak= 0.165
t_peak= 0.880
t_rise= 0.770
t_fall= 0.802
Cross/Auto Correlation
Time (sec)

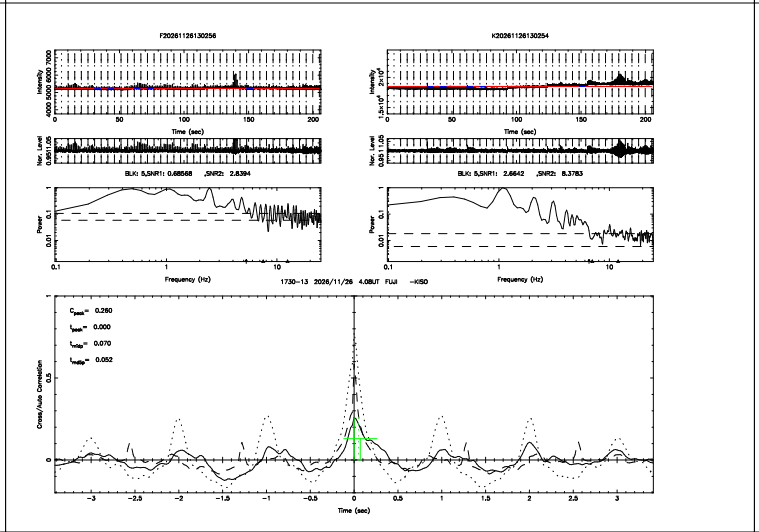
F20261126130256
K20261126130254
BLK: 5,SNR1: 0.68568 ,SNR2: 2.8394
BLK: 5,SNR1: 2.6642 ,SNR2: 8.3783
1730-13 2026/11/26 4.08UT FUJI -KISO
C_peak= 0.260
t_peak= 0.000
t_rise= 0.070
t_fall= 0.052
Cross/Auto Correlation
Time (sec)

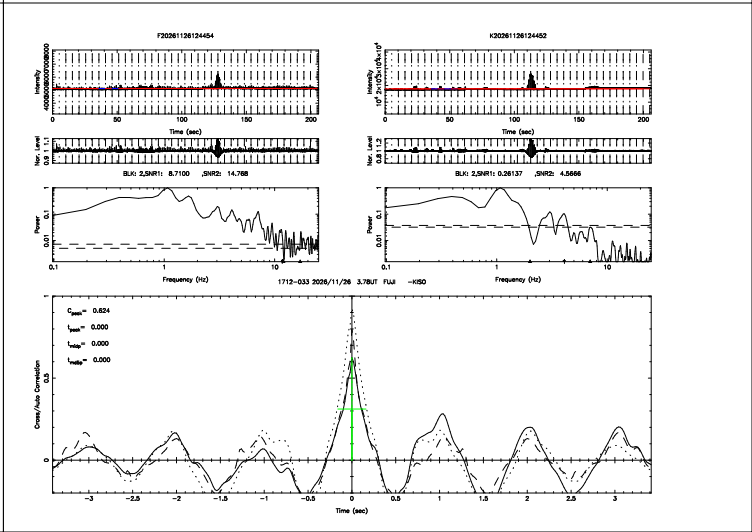
F20261126124454
K20261126124452
BLK: 2,SNR1: 8.7100 ,SNR2: 14.788
BLK: 2,SNR1: 0.26137 ,SNR2: 4.5866
1712-033 2026/11/26 3.78UT FUJI -KISO
C_peak= 0.624
t_peak= 0.000
t_rise= 0.000
t_fall= 0.000
Cross/Auto Correlation
Time (sec)

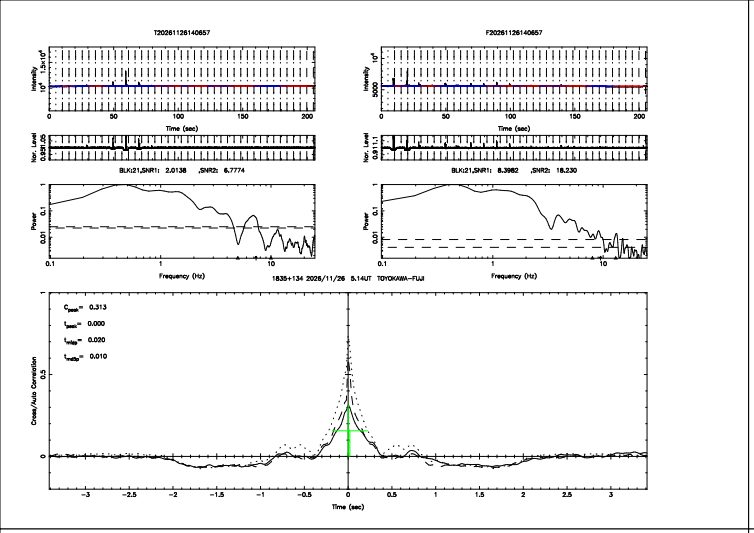
T20261126140657
F20261126140657
BLK:21,SNR1: 2.0138 ,SNR2: 6.7774
BLK:21,SNR1: 8.3982 ,SNR2: 18.230
1835+134 2026/11/26 5.14UT TOYOKAWA-FUJI
C_peak= 0.313
t_peak= 0.000
t_edge= 0.020
t_notby= 0.010

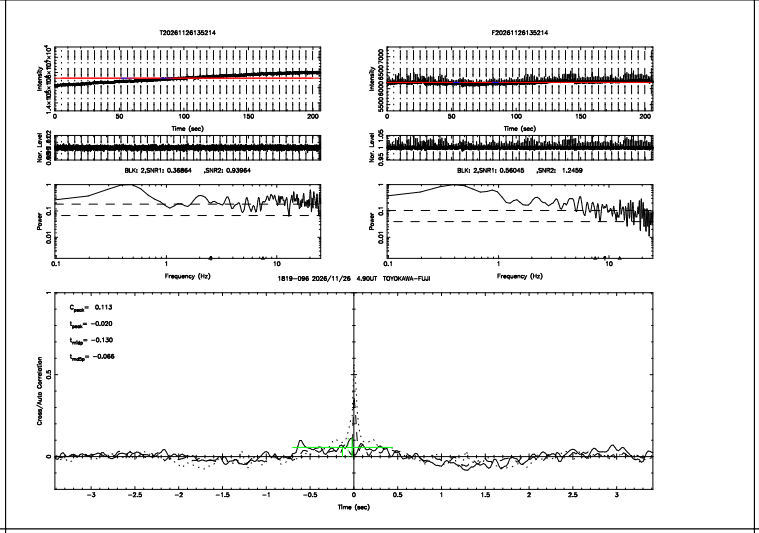
T20261126135214
F20261126135214
BLK: 2,SNR1: 0.36864 ,SNR2: 0.93964
BLK: 2,SNR1: 0.56045 ,SNR2: 1.2459
1819-096 2026/11/26 4.90UT TOYOKAWA-FUJI
C_peak= 0.113
t_peak= -0.020
t_edge= -0.130
t_notby= -0.066

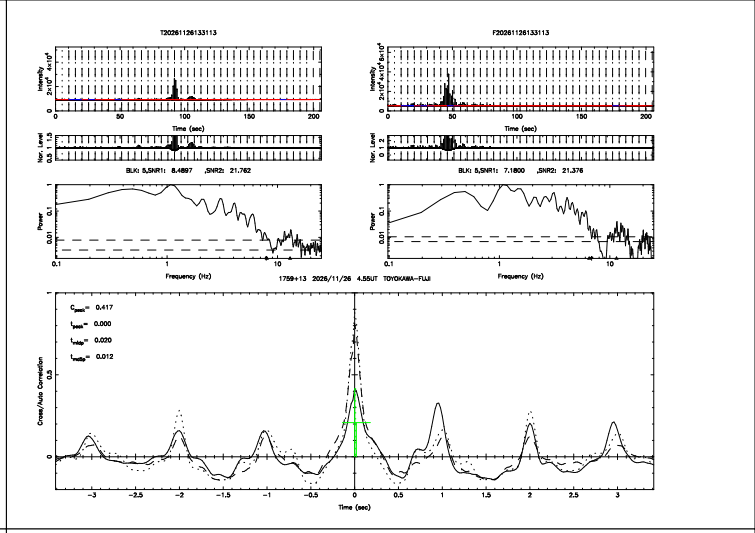
T20261126133113
F20261126133113
BLK: 5,SNR1: 8.4897 ,SNR2: 21.762
BLK: 5,SNR1: 7.1800 ,SNR2: 21.376
1759+13 2026/11/26 4.55UT TOYOKAWA-FUJI
C_peak= 0.417
t_peak= 0.000
t_edge= 0.020
t_notby= 0.012

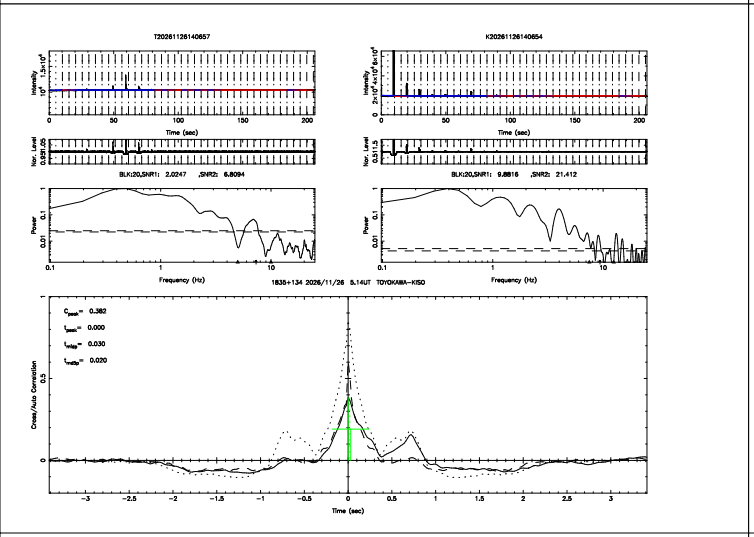
T20261126140657
K20261126140654
BLK:20,SNR1: 2.0247 ,SNR2: 6.8094
BLK:20,SNR1: 9.8816 ,SNR2: 21.412
1835+134 2026/11/26 5.14UT TOYOKAWA-KISO
C_peak= 0.382
t_peak= 0.000
t_edge= 0.030
t_notby= 0.020

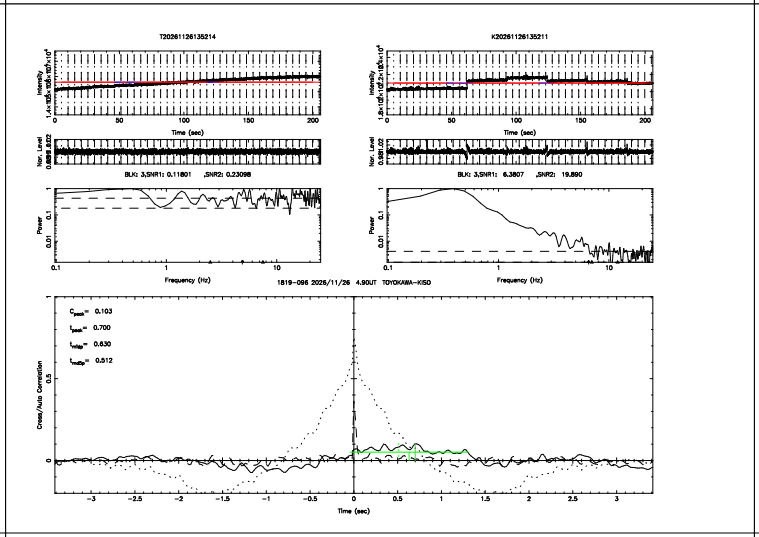
T20261126135214
K20261126135211
BLK: 3,SNR1: 0.11801 ,SNR2: 0.23098
BLK: 3,SNR1: 6.3807 ,SNR2: 19.890
1819-096 2026/11/26 4.90UT TOYOKAWA-KISO
C_peak= 0.103
t_peak= 0.700
t_edge= 0.630
t_notby= 0.512

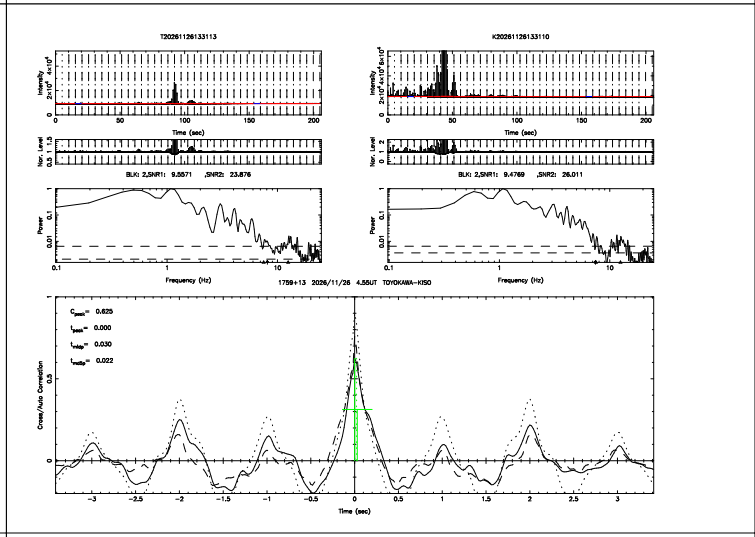
T20261126133113
K20261126133110
BLK: 2,SNR1: 9.8571 ,SNR2: 23.876
BLK: 2,SNR1: 9.4769 ,SNR2: 26.011
1759+13 2026/11/26 4.55UT TOYOKAWA-KISO
C_peak= 0.625
t_peak= 0.000
t_edge= 0.030
t_notby= 0.022

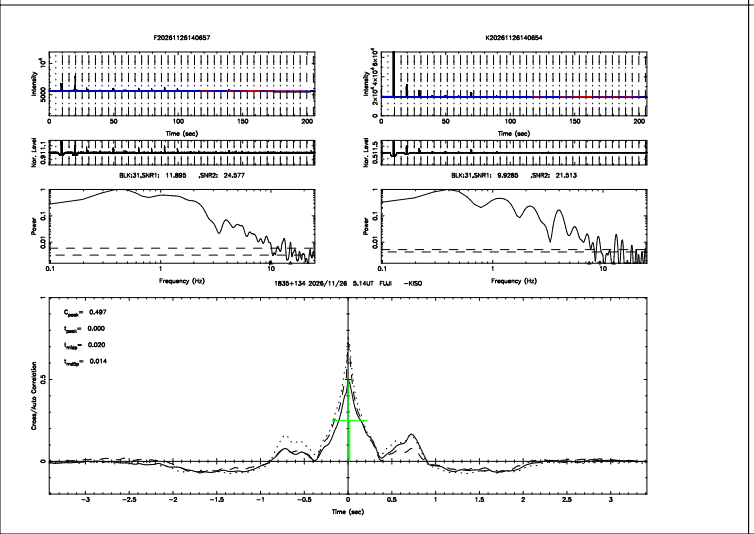
F20261126140657
K20261126140654
BLK:31,SNR1: 11.895 ,SNR2: 24.577
BLK:31,SNR1: 9.9285 ,SNR2: 21.513
1835+134 2026/11/26 5.14UT FUJI -KISO
C_peak= 0.497
t_peak= 0.000
t_edge= 0.020
t_notby= 0.014

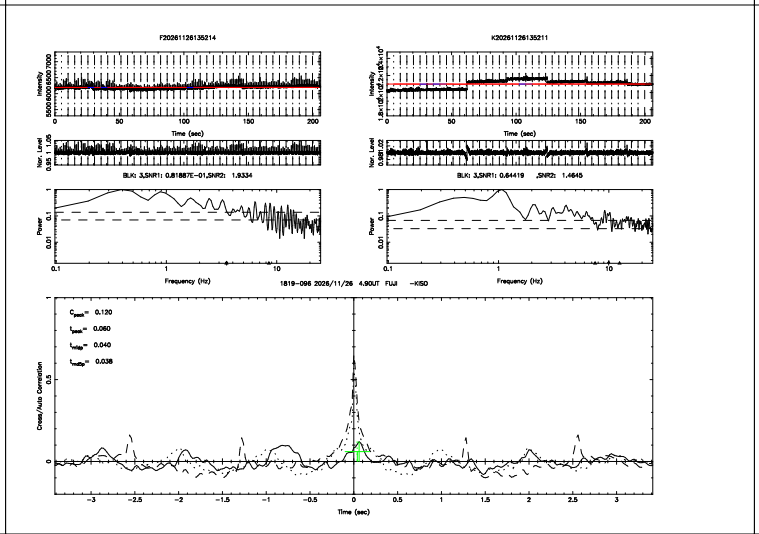
F20261126135214
K20261126135211
BLK: 3,SNR1: 0.81887E-01,SNR2: 1.9334
BLK: 3,SNR1: 0.64419 ,SNR2: 1.4645
1819-096 2026/11/26 4.90UT FUJI -KISO
C_peak= 0.120
t_peak= 0.060
t_edge= 0.040
t_notby= 0.038

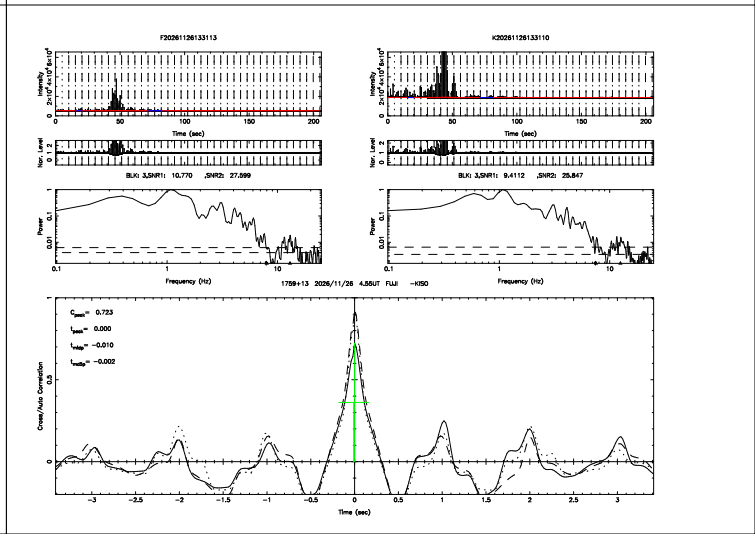
F20261126133113
K20261126133110
BLK: 3,SNR1: 10.770 ,SNR2: 27.399
BLK: 3,SNR1: 9.4112 ,SNR2: 25.847
1759+13 2026/11/26 4.55UT FUJI -KISO
C_peak= 0.723
t_peak= 0.000
t_edge= -0.010
t_notby= -0.002

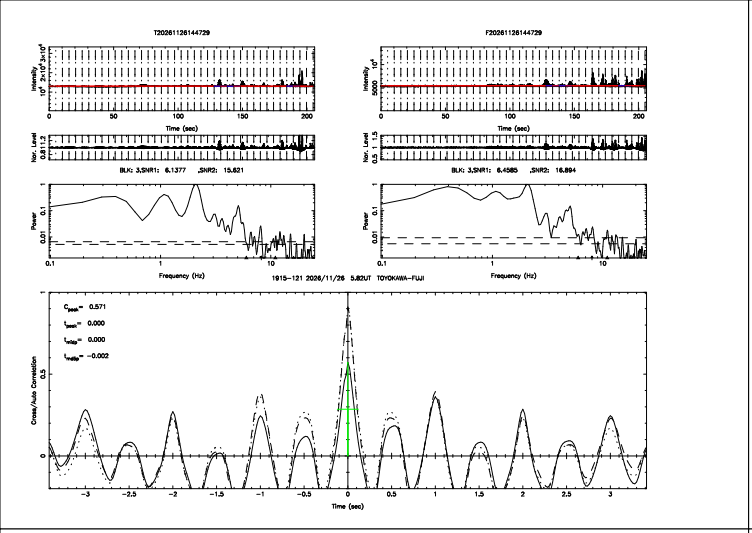
T20261126144729
F20261126144729
BLK: 3,SNR1: 6.1377 ,SNR2: 15.821
BLK: 3,SNR1: 6.4585 ,SNR2: 16.894
1915-121 2026/11/26 5.82UT TOYOKAWA-FUJI
C_peak= 0.571
t_peak= 0.000
t_ridge= 0.000
t_valley= -0.002

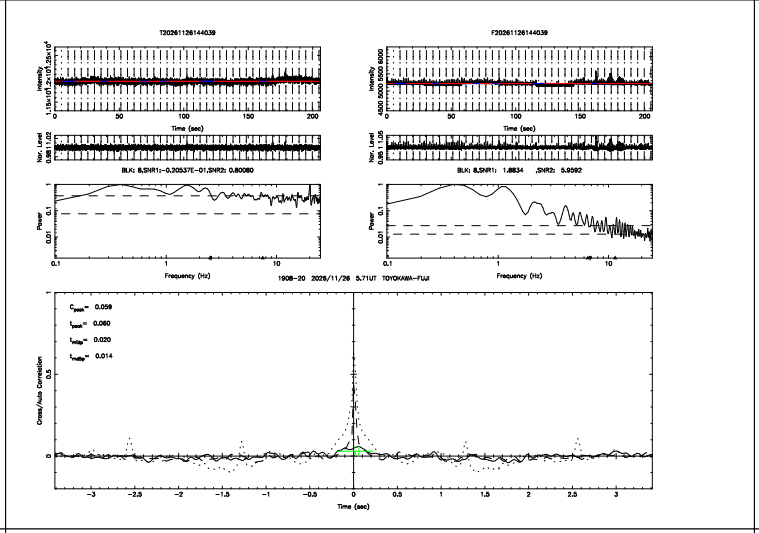
T20261126144039
F20261126144039
BLK: 8,SNR1:-0.20537E-01,SNR2: 0.60080
BLK: 8,SNR1: 1.8834 ,SNR2: 5.9592
1908-20 2026/11/26 5.71UT TOYOKAWA-FUJI
C_peak= 0.059
t_peak= 0.060
t_ridge= 0.020
t_valley= 0.014

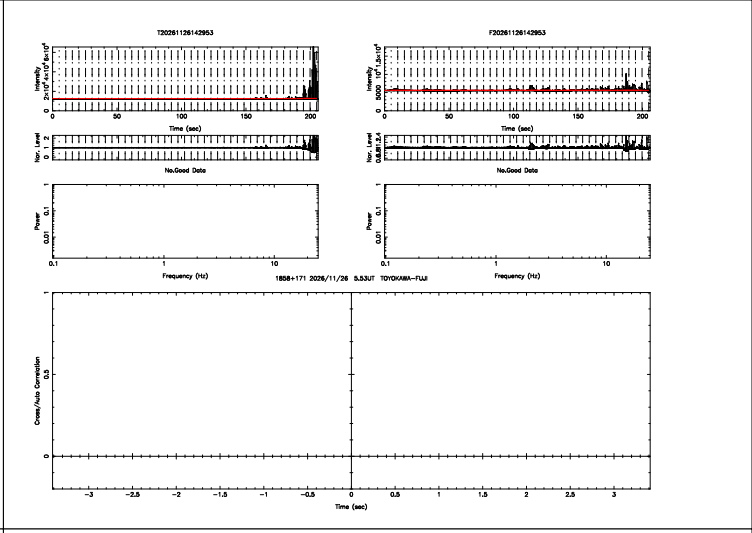
T20261126142953
F20261126142953
No.Good Data
No.Good Data
1858+171 2026/11/26 5.53UT TOYOKAWA-FUJI

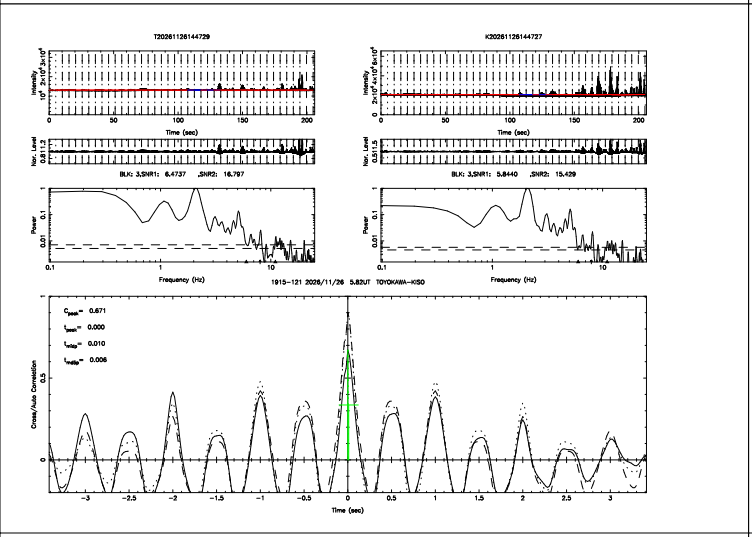
T20261126144729
K20261126144727
BLK: 3,SNR1: 6.4737 ,SNR2: 16.797
BLK: 3,SNR1: 5.8440 ,SNR2: 15.429
1915-121 2026/11/26 5.82UT TOYOKAWA-KISO
C_peak= 0.671
t_peak= 0.000
t_ridge= 0.010
t_valley= 0.006

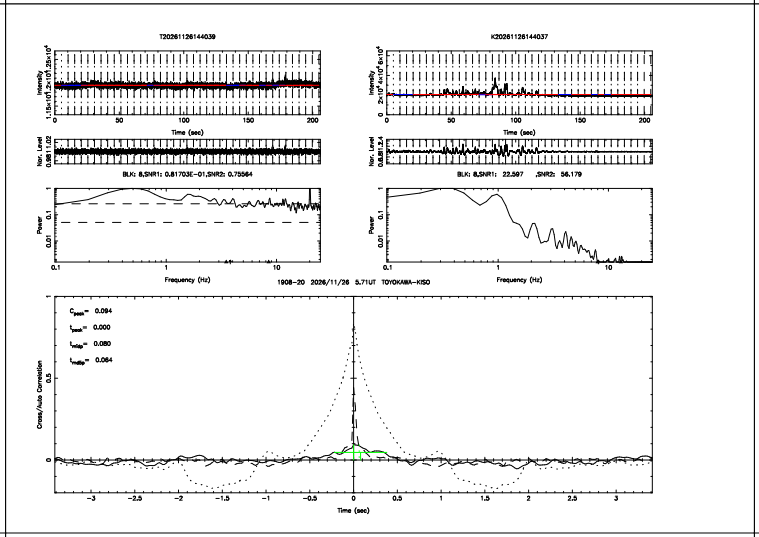
T20261126144039
K20261126144037
BLK: 8,SNR1: 0.81703E-01,SNR2: 0.75564
BLK: 8,SNR1: 22.597 ,SNR2: 56.179
1908-20 2026/11/26 5.71UT TOYOKAWA-KISO
C_peak= 0.094
t_peak= 0.000
t_ridge= 0.080
t_valley= 0.064

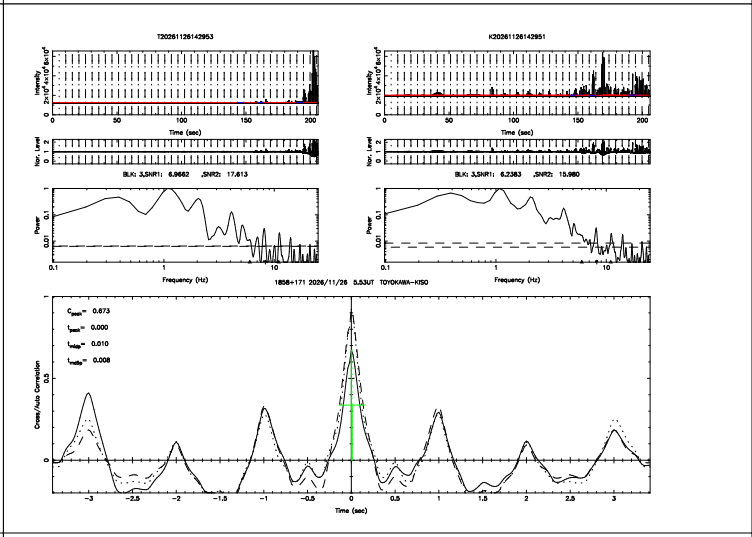
T20261126142953
K20261126142951
BLK: 3,SNR1: 6.9662 ,SNR2: 17.613
BLK: 3,SNR1: 6.2383 ,SNR2: 15.980
1858+171 2026/11/26 5.53UT TOYOKAWA-KISO
C_peak= 0.673
t_peak= 0.000
t_ridge= 0.010
t_valley= 0.008

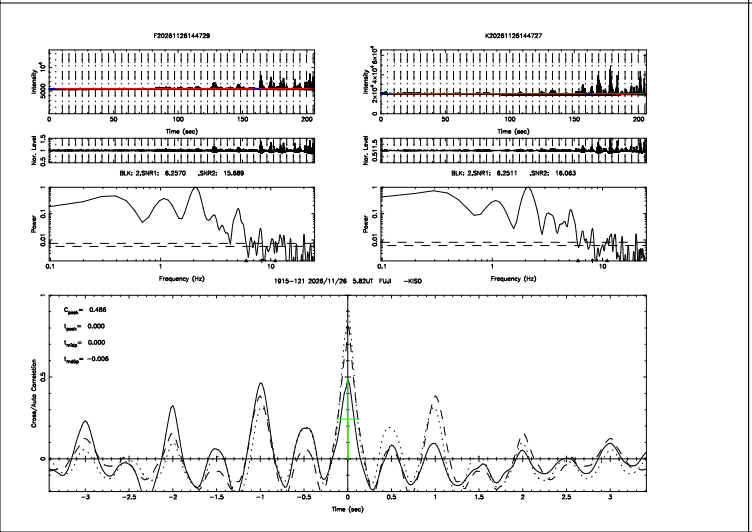
F20261126144729
K20261126144727
BLK: 2,SNR1: 6.2570 ,SNR2: 15.889
BLK: 2,SNR1: 6.2511 ,SNR2: 16.063
1915-121 2026/11/26 5.82UT FUJI -KISO
C_peak= 0.486
t_peak= 0.000
t_ridge= 0.000
t_valley= -0.006

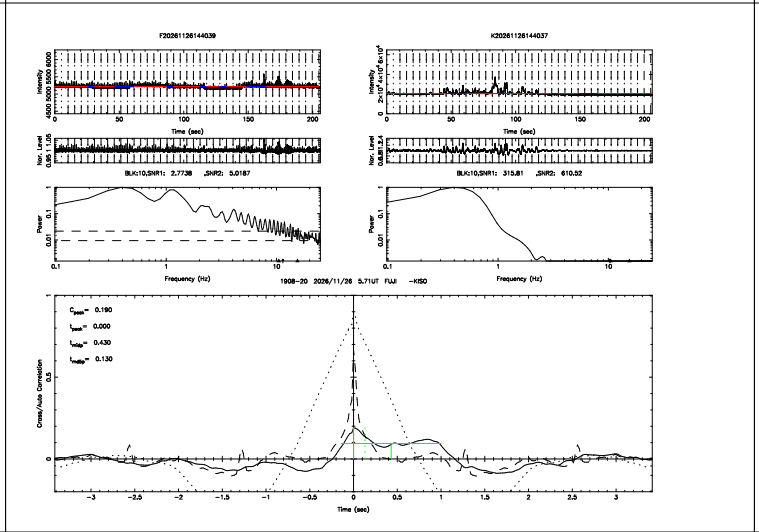
F20261126144039
K20261126144037
BLK:10,SNR1: 2.7738 ,SNR2: 5.0187
BLK:10,SNR1: 313.81 ,SNR2: 610.52
1908-20 2026/11/26 5.71UT FUJI -KISO
C_peak= 0.190
t_peak= 0.000
t_ridge= 0.430
t_valley= 0.130

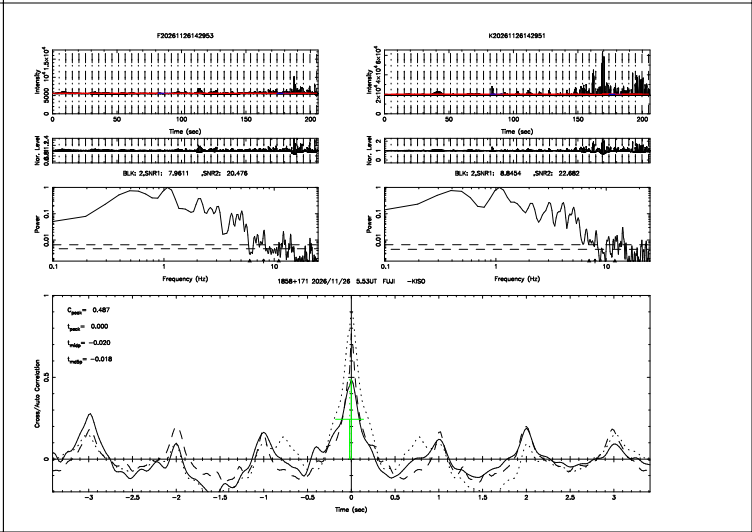
F20261126142953
K20261126142951
BLK: 2,SNR1: 7.9611 ,SNR2: 20.476
BLK: 2,SNR1: 8.8454 ,SNR2: 22.682
1858+171 2026/11/26 5.53UT FUJI -KISO
C_peak= 0.487
t_peak= 0.000
t_ridge= -0.020
t_valley= -0.018

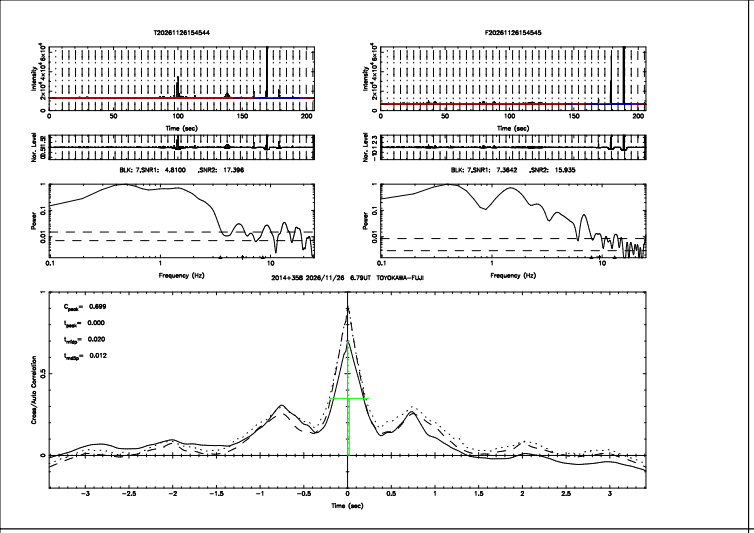
T20261126154544
F20261126154545
BLK: 7,SNR1: 4.8100 ,SNR2: 17.396
BLK: 7,SNR1: 7.3642 ,SNR2: 15.935
2014+358 2026/11/26 6.79UT TOYOKAWA-FUJI
C_peak= 0.699
t_peak= 0.000
t_rise= 0.020
t_fall= 0.012

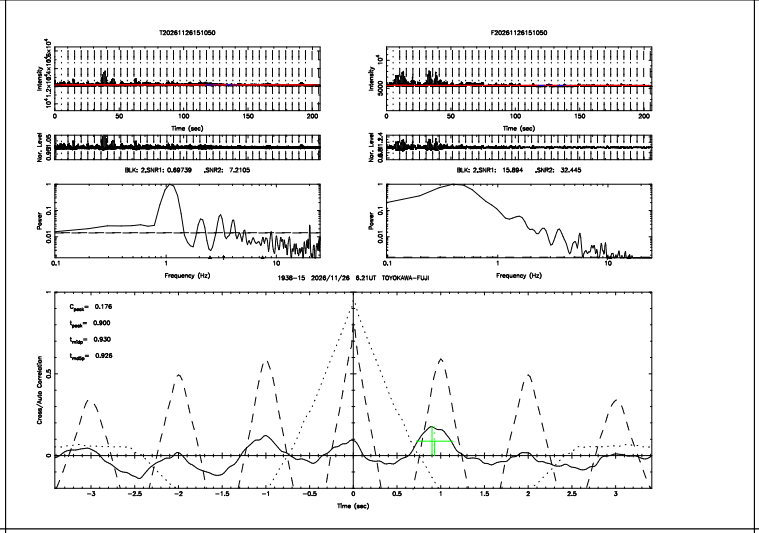
T20261126151050
F20261126151050
BLK: 2,SNR1: 0.69739 ,SNR2: 7.2105
BLK: 2,SNR1: 15.894 ,SNR2: 32.445
1938-15 2026/11/26 6.21UT TOYOKAWA-FUJI
C_peak= 0.176
t_peak= 0.900
t_rise= 0.930
t_fall= 0.926

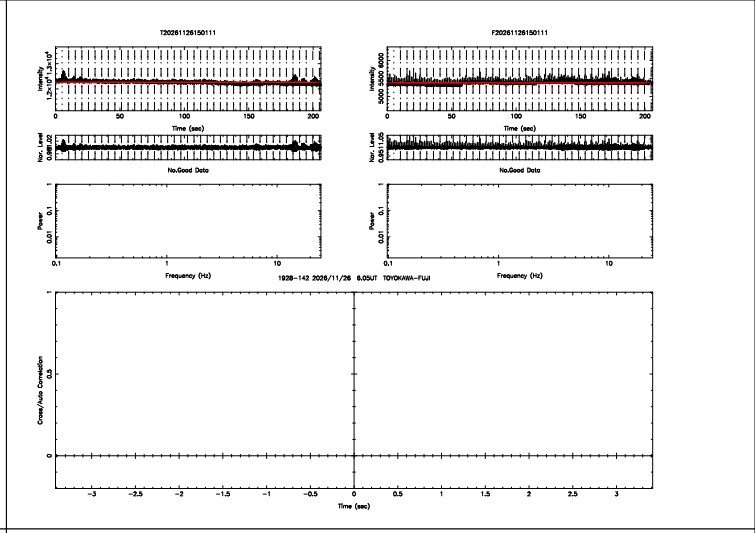
T20261126150111
F20261126150111
No.Good Data
No.Good Data
1928-142 2026/11/26 6.05UT TOYOKAWA-FUJI

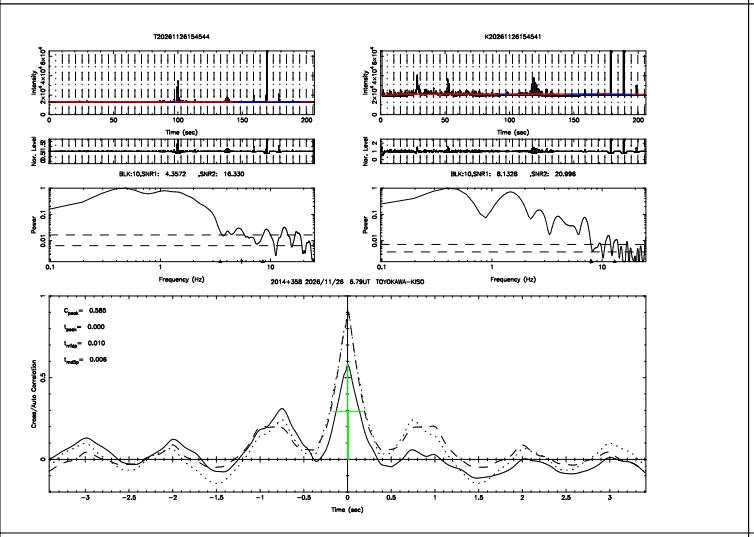
T20261126154544
K20261126154541
BLK:10,SNR1: 4.3572 ,SNR2: 16.330
BLK:10,SNR1: 8.1328 ,SNR2: 20.996
2014+358 2026/11/26 6.79UT TOYOKAWA-KISO
C_peak= 0.585
t_peak= 0.000
t_rise= 0.010
t_fall= 0.006

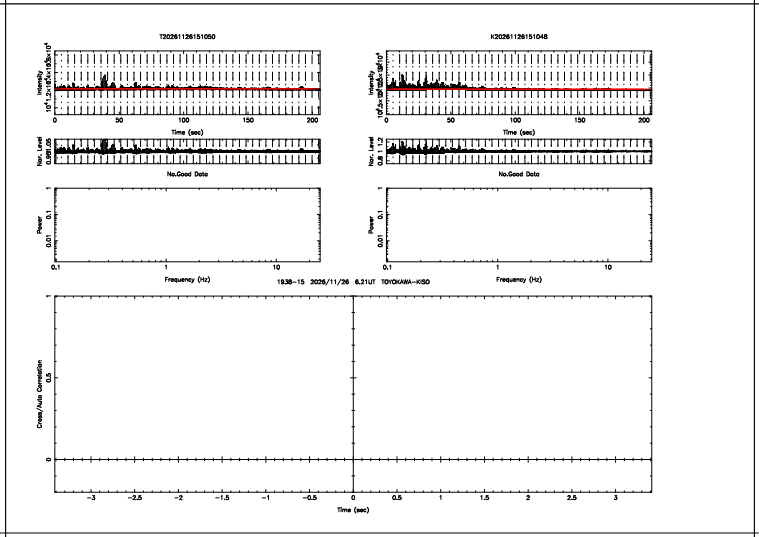
T20261126151050
K20261126151048
No.Good Data
No.Good Data
1938-15 2026/11/26 6.21UT TOYOKAWA-KISO

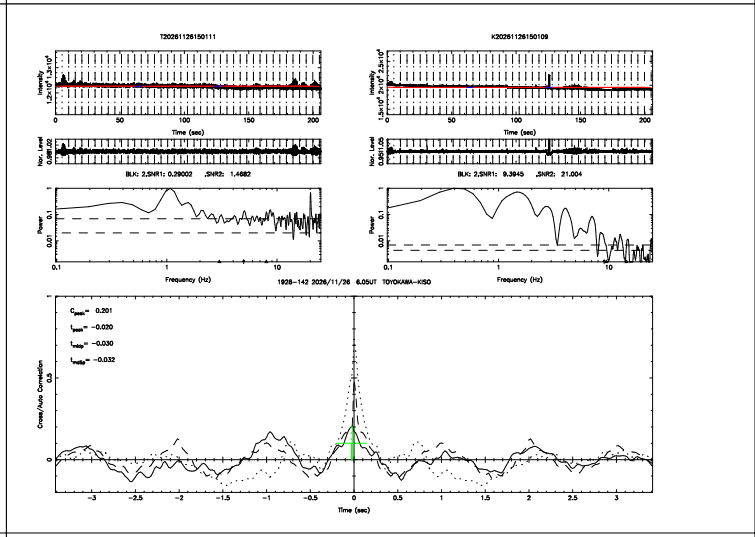
T20261126150111
K20261126150109
BLK: 2,SNR1: 0.29002 ,SNR2: 1.4682
BLK: 2,SNR1: 9.3945 ,SNR2: 21.004
1928-142 2026/11/26 6.05UT TOYOKAWA-KISO
C_peak= 0.201
t_peak= -0.020
t_rise= -0.030
t_fall= -0.032

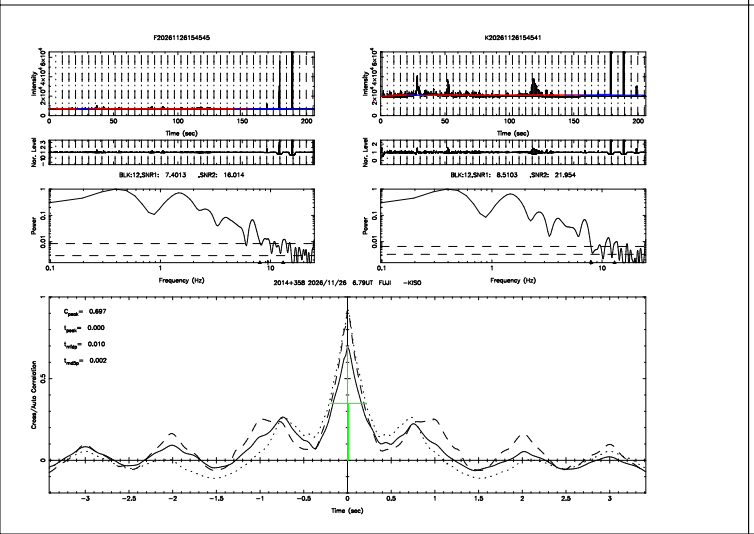
F20261126154545
K20261126154541
BLK:12,SNR1: 7.4013 ,SNR2: 16.014
BLK:12,SNR1: 8.5103 ,SNR2: 21.954
2014+358 2026/11/26 6.79UT FUJI -KISO
C_peak= 0.697
t_peak= 0.000
t_rise= 0.010
t_fall= 0.002

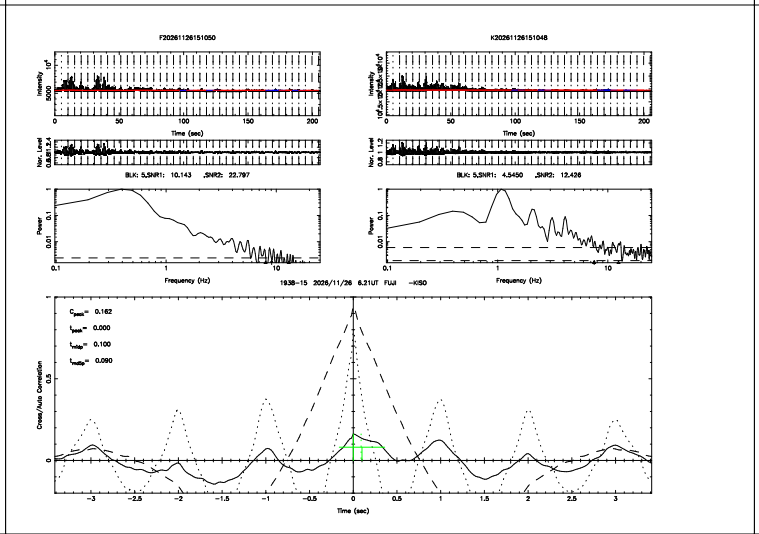
F20261126151050
K20261126151048
BLK: 5,SNR1: 10.143 ,SNR2: 22.797
BLK: 5,SNR1: 4.5450 ,SNR2: 12.426
1938-15 2026/11/26 6.21UT FUJI -KISO
C_peak= 0.162
t_peak= 0.000
t_rise= 0.100
t_fall= 0.090

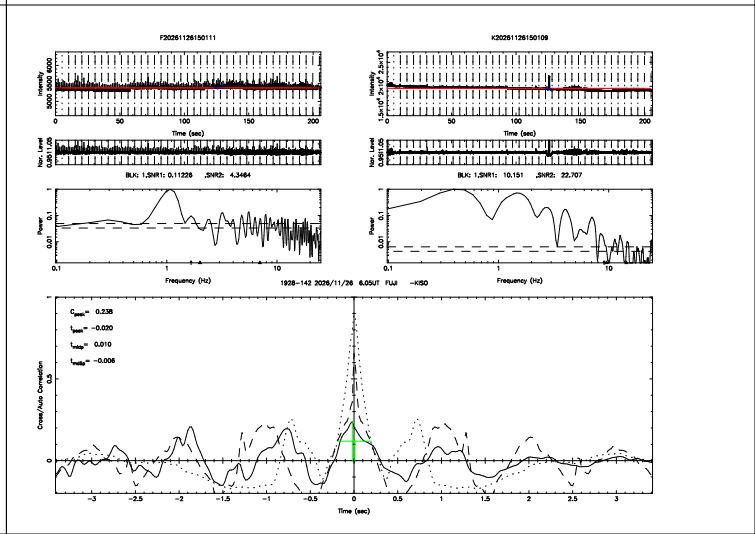
F20261126150111
K20261126150109
BLK: 1,SNR1: 0.11226 ,SNR2: 4.3464
BLK: 1,SNR1: 10.151 ,SNR2: 22.707
1928-142 2026/11/26 6.05UT FUJI -KISO
C_peak= 0.238
t_peak= -0.020
t_rise= 0.010
t_fall= -0.006

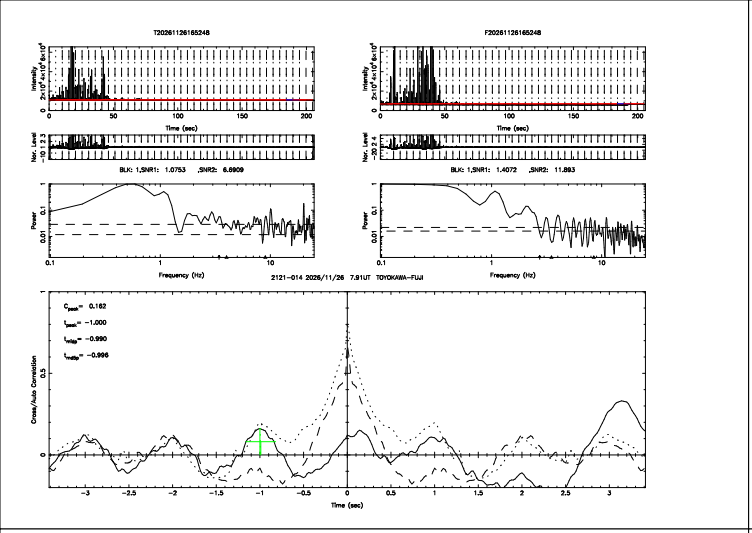
T20261126165248
F20261126165248
BLK: 1,SNR1: 1.0753 ,SNR2: 6.8909
BLK: 1,SNR1: 1.4072 ,SNR2: 11.893
2121-014 2026/11/26 7.91UT TOYOKAWA-FUJI
C_{peak}= 0.182
t_{peak}= -1.000
t_{edge}= -0.990
t_{centr}= -0.996

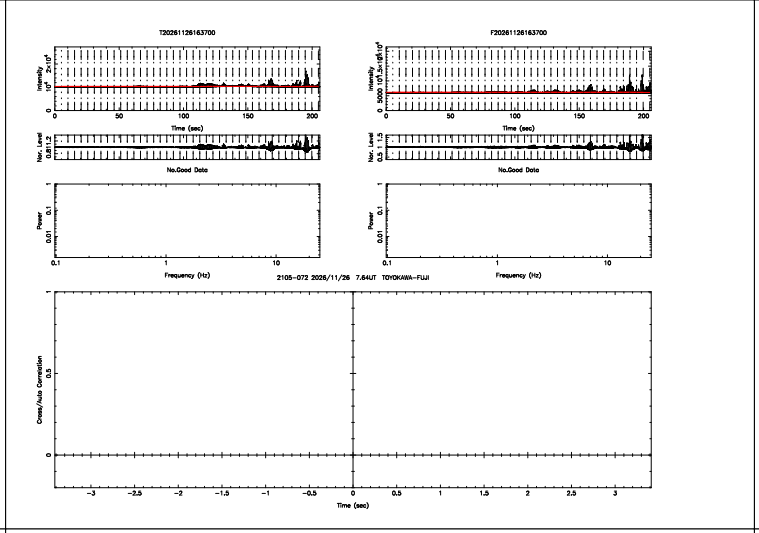
T20261126163700
F20261126163700
No.Good Data
No.Good Data
2105-072 2026/11/26 7.64UT TOYOKAWA-FUJI

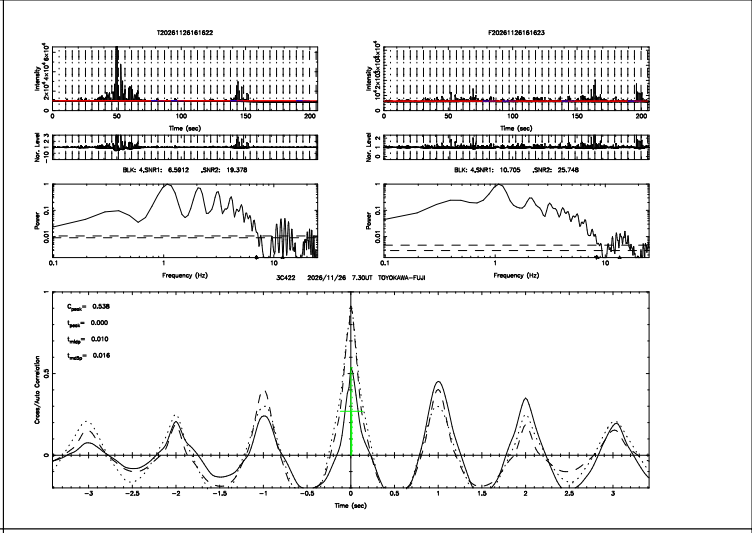
T20261126161622
F20261126161623
BLK: 4,SNR1: 6.5912 ,SNR2: 19.378
BLK: 4,SNR1: 10.705 ,SNR2: 25.748
3C422 2026/11/26 7.30UT TOYOKAWA-FUJI
C_{peak}= 0.538
t_{peak}= 0.000
t_{edge}= 0.010
t_{centr}= 0.016

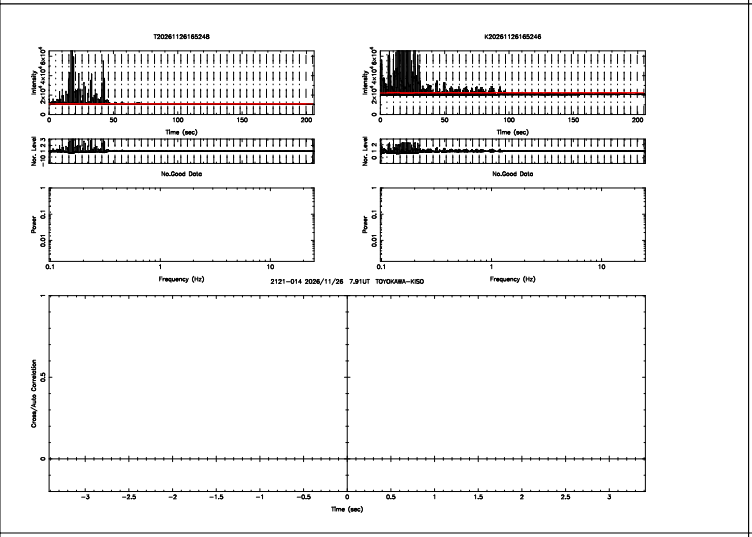
T20261126165248
K20261126165246
No.Good Data
No.Good Data
2121-014 2026/11/26 7.91UT TOYOKAWA-KISO

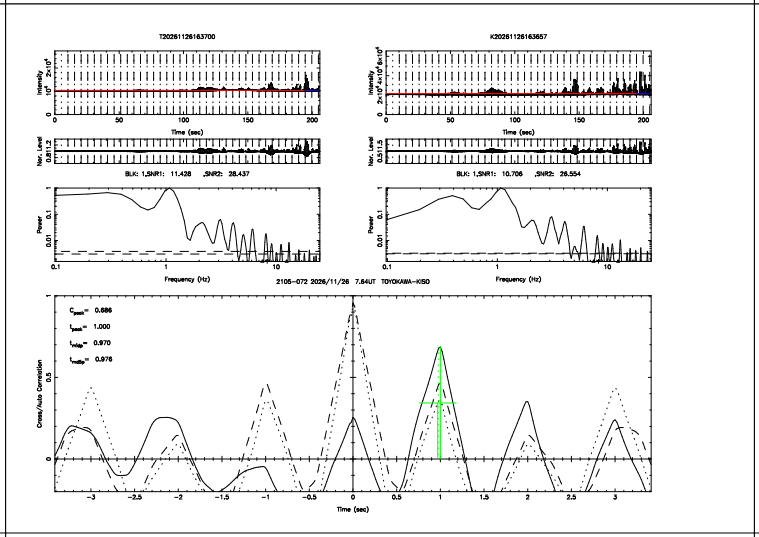
T20261126163700
K20261126163657
BLK: 1,SNR1: 11.438 ,SNR2: 38.437
BLK: 1,SNR1: 10.706 ,SNR2: 26.554
2105-072 2026/11/26 7.64UT TOYOKAWA-KISO
C_{peak}= 0.686
t_{peak}= 1.000
t_{edge}= 0.970
t_{centr}= 0.976

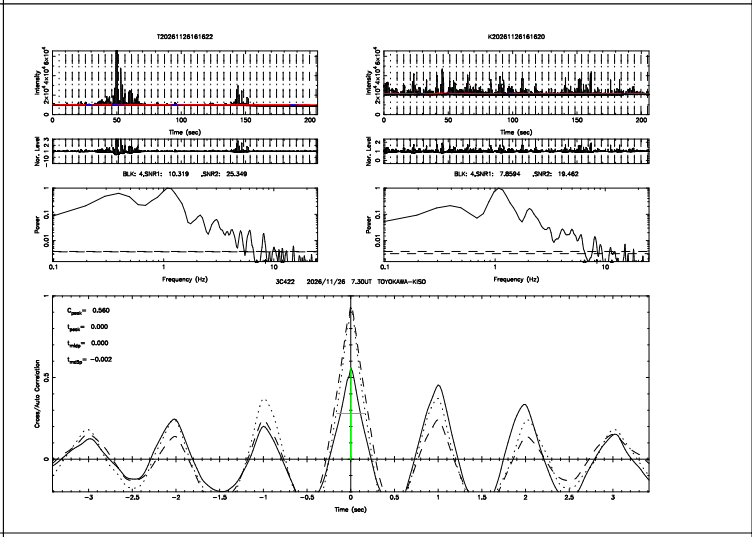
T20261126161622
K20261126161620
BLK: 4,SNR1: 10.319 ,SNR2: 25.349
BLK: 4,SNR1: 7.8584 ,SNR2: 19.462
3C422 2026/11/26 7.30UT TOYOKAWA-KISO
C_{peak}= 0.560
t_{peak}= 0.000
t_{edge}= 0.000
t_{centr}= -0.002

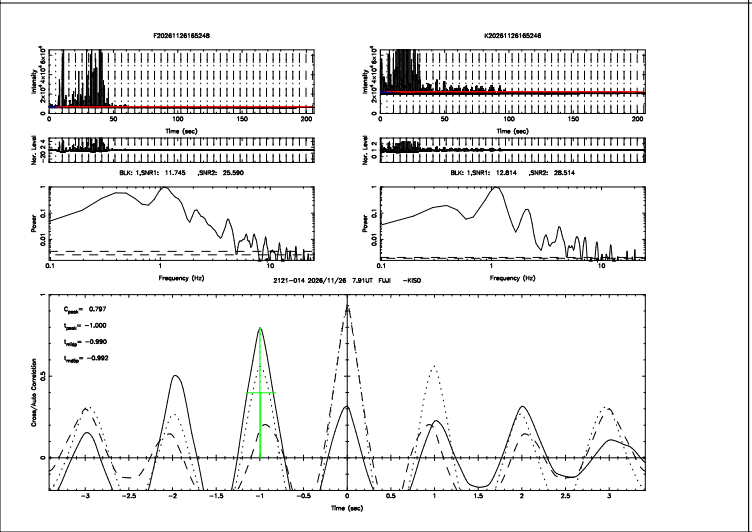
F20261126165248
K20261126165246
BLK: 1,SNR1: 11.745 ,SNR2: 25.590
BLK: 1,SNR1: 12.814 ,SNR2: 28.514
2121-014 2026/11/26 7.91UT FUJI -KISO
C_{peak}= 0.797
t_{peak}= -1.000
t_{edge}= -0.990
t_{centr}= -0.992

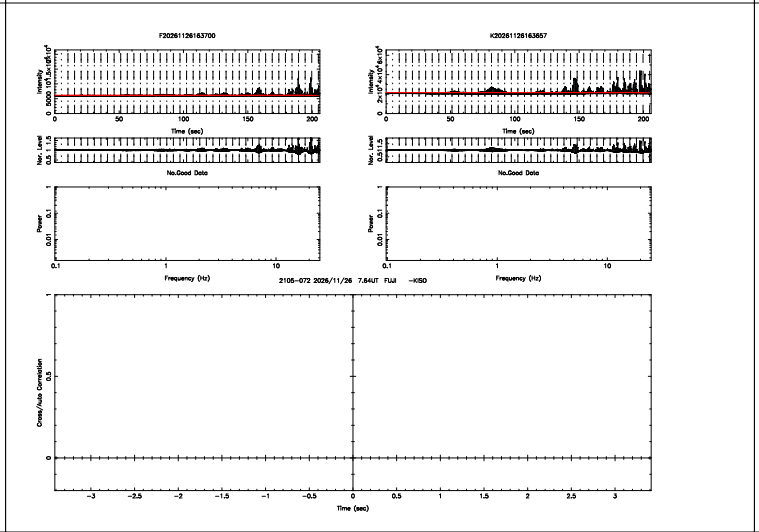
F20261126163700
K20261126163657
No.Good Data
No.Good Data
2105-072 2026/11/26 7.64UT FUJI -KISO

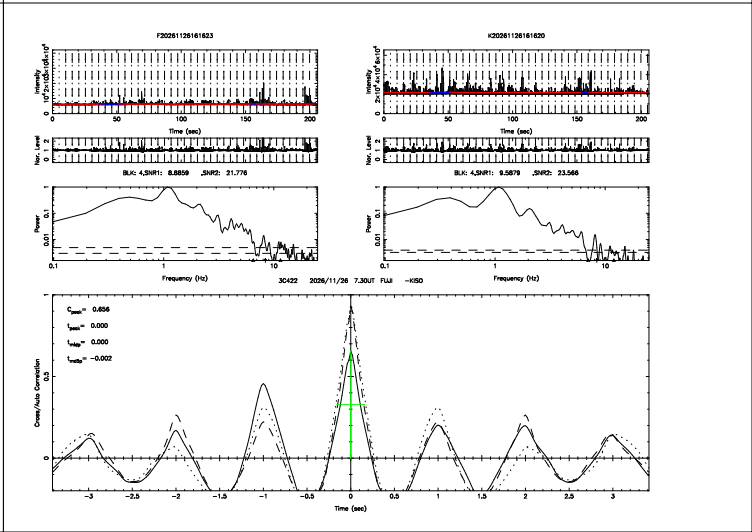
F20261126161623
K20261126161620
BLK: 4,SNR1: 8.8859 ,SNR2: 21.776
BLK: 4,SNR1: 9.5879 ,SNR2: 23.566
3C422 2026/11/26 7.30UT FUJI -KISO
C_{peak}= 0.656
t_{peak}= 0.000
t_{edge}= 0.000
t_{centr}= -0.002

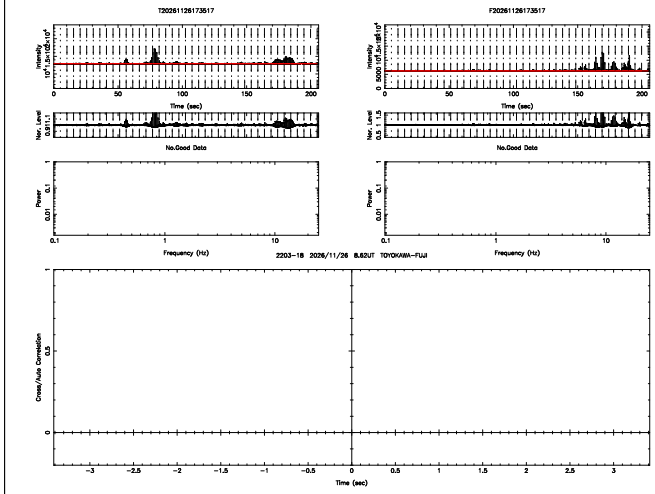
T20261126173517
F20261126173517
No.Good Data
No.Good Data
2203-18 2026/11/26 8.62UT TOYOKAWA-FUJI
Time (sec)

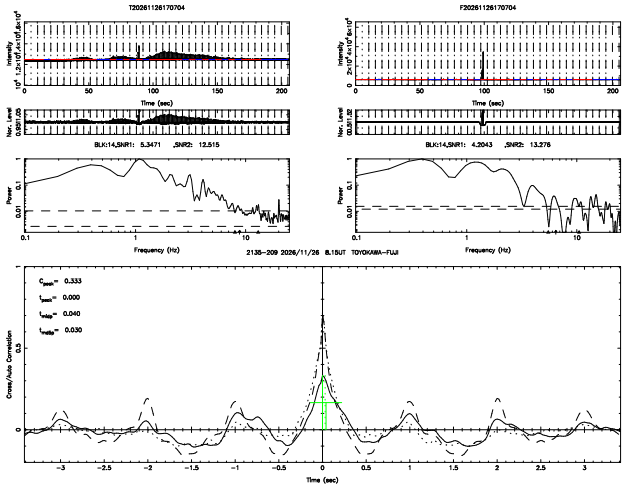
T20261126170704
F20261126170704
BLK:14,SNR1: 5.3471 ,SNR2: 12.515
BLK:14,SNR1: 4.2043 ,SNR2: 13.276
2135-209 2026/11/26 8.15UT TOYOKAWA-FUJI
Time (sec)

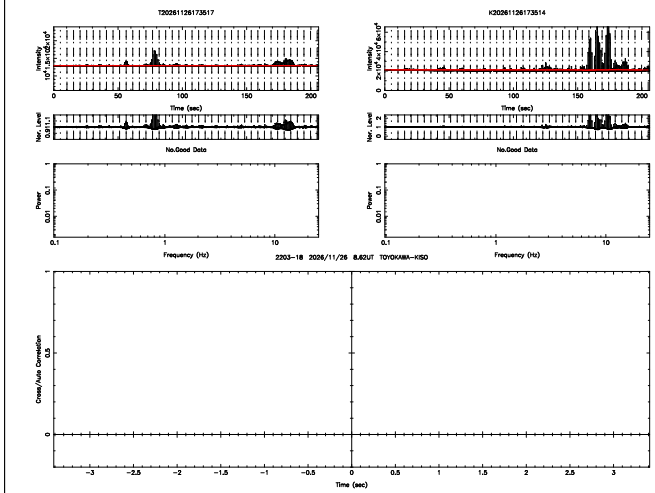
T20261126173517
K20261126173514
No.Good Data
No.Good Data
2203-18 2026/11/26 8.62UT TOYOKAWA-KISO
Time (sec)

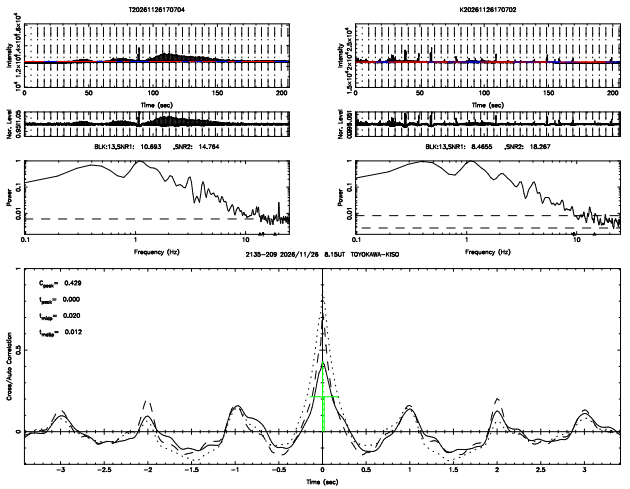
T20261126170704
K20261126170702
BLK:13,SNR1: 10.693 ,SNR2: 14.764
BLK:13,SNR1: 8.4655 ,SNR2: 18.267
2135-209 2026/11/26 8.15UT TOYOKAWA-KISO
Time (sec)

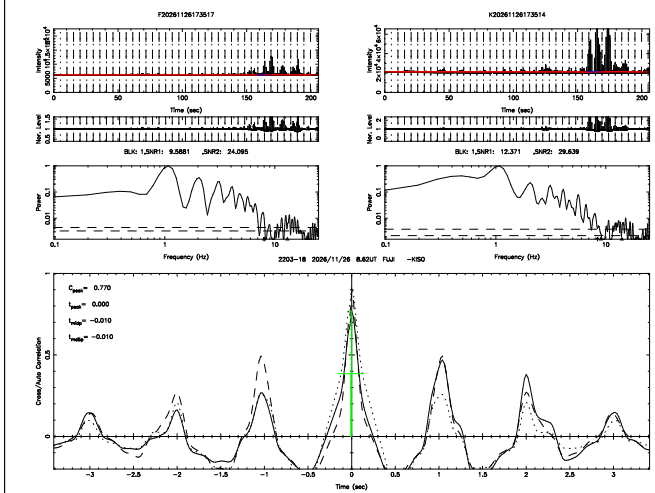
F20261126173517
K20261126173514
BLK: 1,SNR1: 9.5881 ,SNR2: 24.095
BLK: 1,SNR1: 12.371 ,SNR2: 29.639
2203-18 2026/11/26 8.62UT FUJI -KISO
Time (sec)

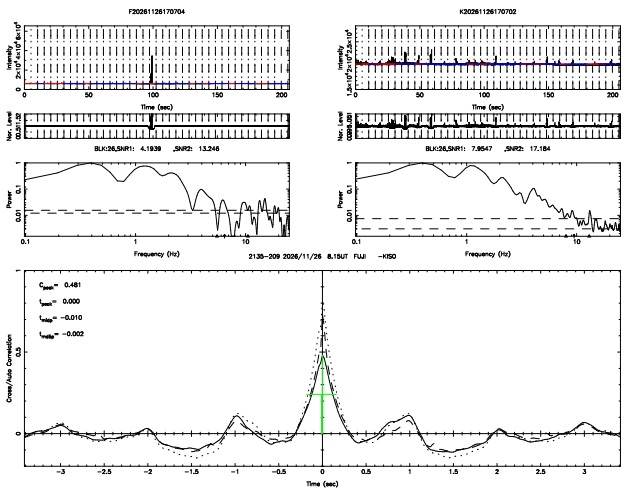
F20261126170704
K20261126170702
BLK:26,SNR1: 4.1939 ,SNR2: 13.246
BLK:26,SNR1: 7.9547 ,SNR2: 17.184
2135-209 2026/11/26 8.15UT FUJI -KISO
Time (sec)