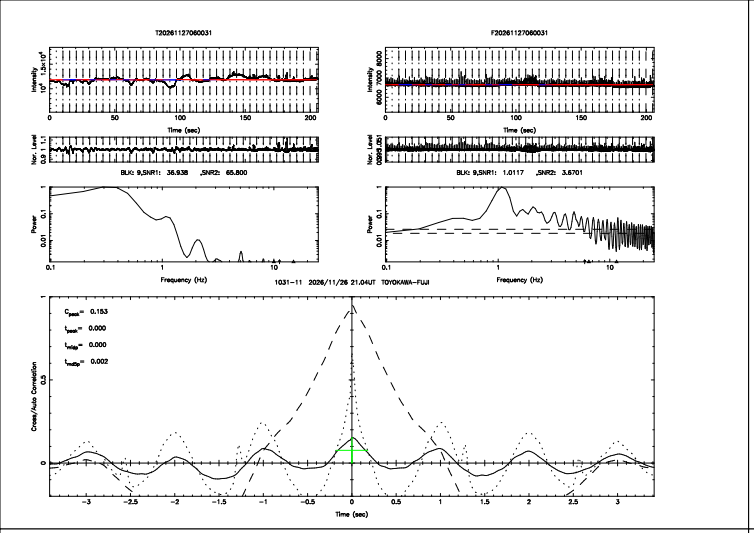
T20261127060031
F20261127060031
BLK: 9,SNR1: 36.938 ,SNR2: 65.800
BLK: 9,SNR1: 1.0117 ,SNR2: 3.6701
1031-11 2026/11/26 21.04UT TOYOKAWA-FUJI
C_{peak}= 0.153
t_{peak}= 0.000
t_{relay}= 0.000
T_{relay}= 0.002
Time (sec)
Frequency (Hz)
Cross/Auto Correlation

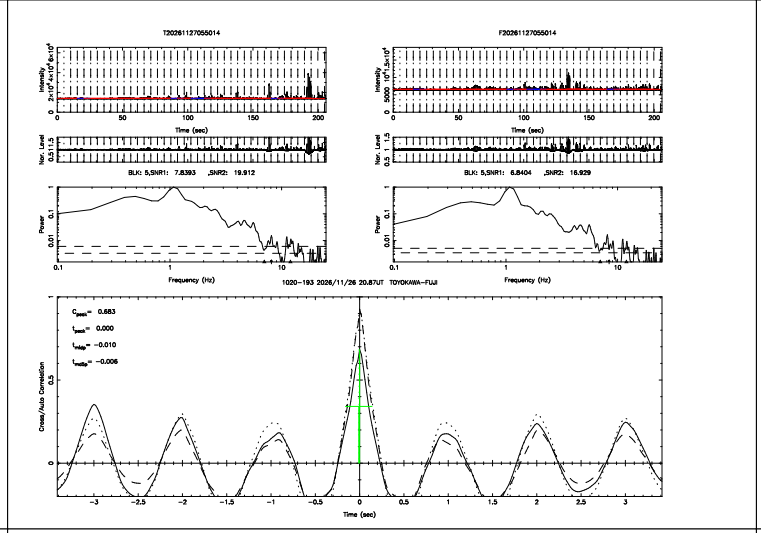
T20261127055014
F20261127055014
BLK: 5,SNR1: 7.8393 ,SNR2: 19.912
BLK: 5,SNR1: 6.8404 ,SNR2: 16.929
1020-193 2026/11/26 20.87UT TOYOKAWA-FUJI
C_{peak}= 0.683
t_{peak}= 0.000
t_{relay}= −0.010
T_{relay}= −0.006
Time (sec)
Frequency (Hz)
Cross/Auto Correlation

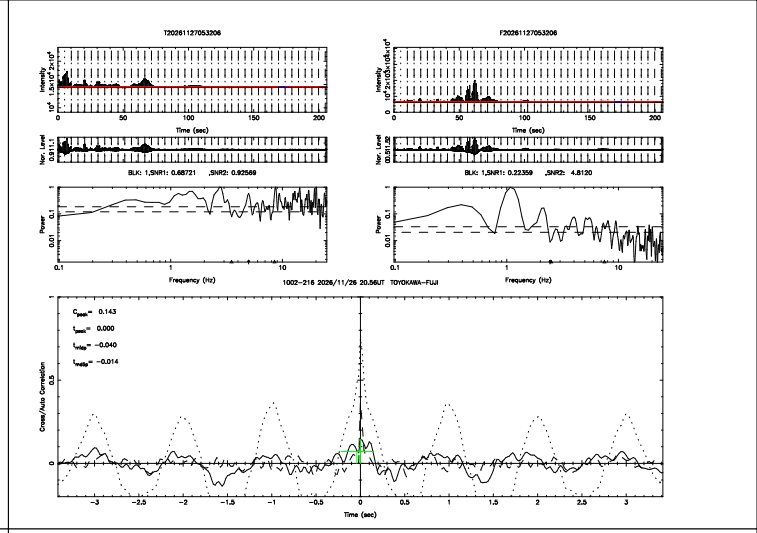
T20261127053206
F20261127053206
BLK: 1,SNR1: 0.68721 ,SNR2: 0.92569
BLK: 1,SNR1: 0.22359 ,SNR2: 4.8120
1002-216 2026/11/26 20.56UT TOYOKAWA-FUJI
C_{peak}= 0.143
t_{peak}= 0.000
t_{relay}= −0.040
T_{relay}= −0.014
Time (sec)
Frequency (Hz)
Cross/Auto Correlation

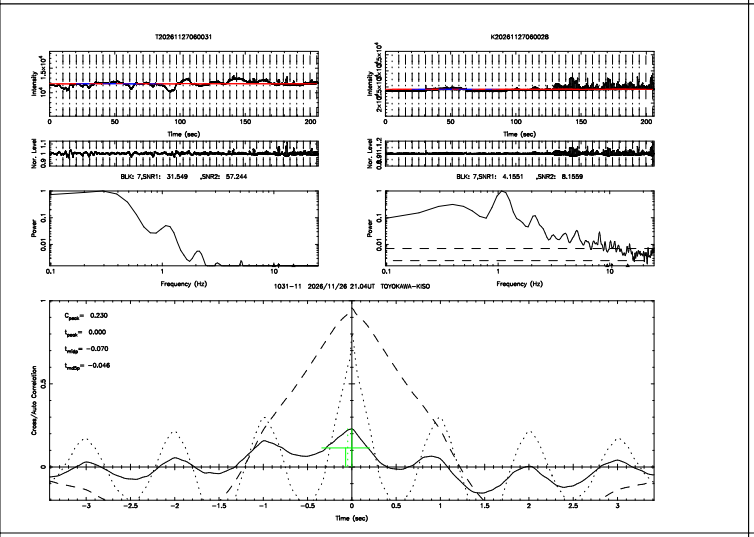
T20261127060031
K20261127060028
BLK: 7,SNR1: 31.549 ,SNR2: 57.244
BLK: 7,SNR1: 4.1551 ,SNR2: 8.1559
1031-11 2026/11/26 21.04UT TOYOKAWA-KISO
C_{peak}= 0.230
t_{peak}= 0.000
t_{relay}= −0.070
T_{relay}= −0.046
Time (sec)
Frequency (Hz)
Cross/Auto Correlation

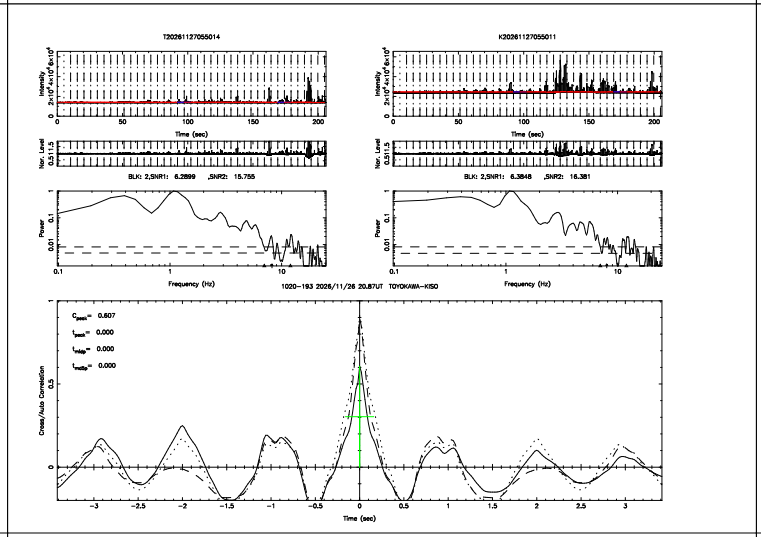
T20261127055014
K20261127055011
BLK: 2,SNR1: 6.2899 ,SNR2: 15.755
BLK: 2,SNR1: 6.3848 ,SNR2: 16.381
1020-193 2026/11/26 20.87UT TOYOKAWA-KISO
C_{peak}= 0.607
t_{peak}= 0.000
t_{relay}= 0.000
T_{relay}= 0.000
Time (sec)
Frequency (Hz)
Cross/Auto Correlation

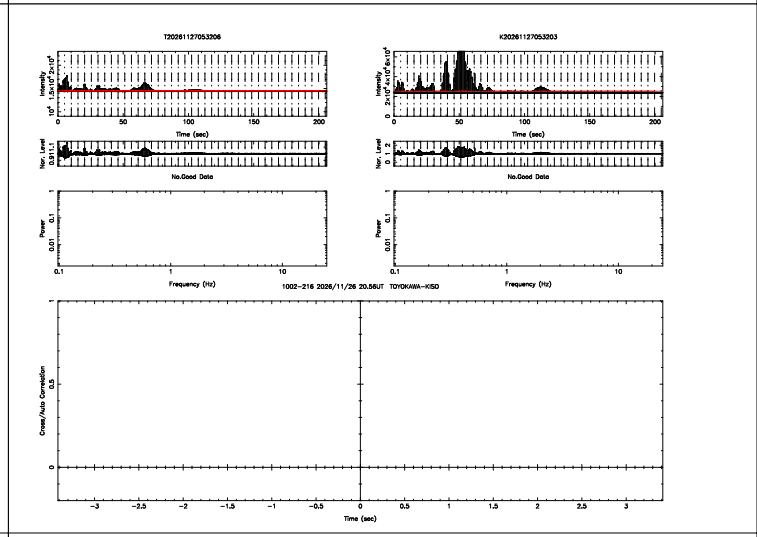
T20261127053206
K20261127053203
No.Good Data
No.Good Data
1002-216 2026/11/26 20.56UT TOYOKAWA-KISO
Time (sec)
Frequency (Hz)
Cross/Auto Correlation

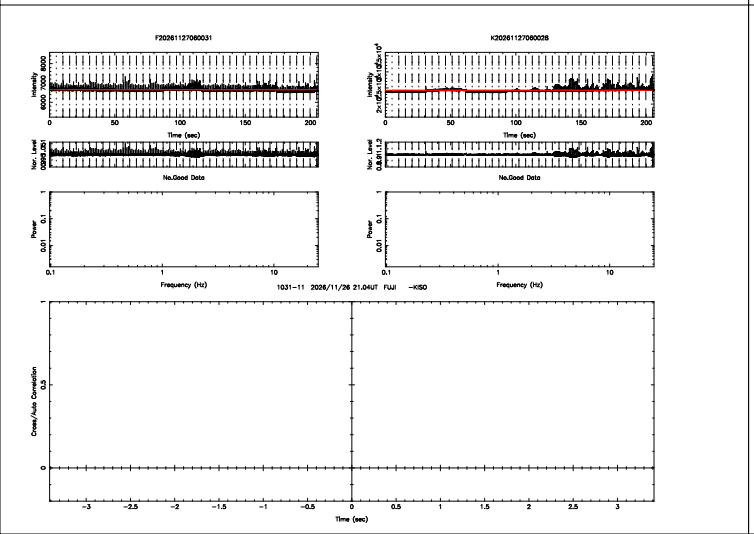
F20261127060031
K20261127060028
No.Good Data
No.Good Data
1031-11 2026/11/26 21.04UT FUJI -KISO
Time (sec)
Frequency (Hz)
Cross/Auto Correlation

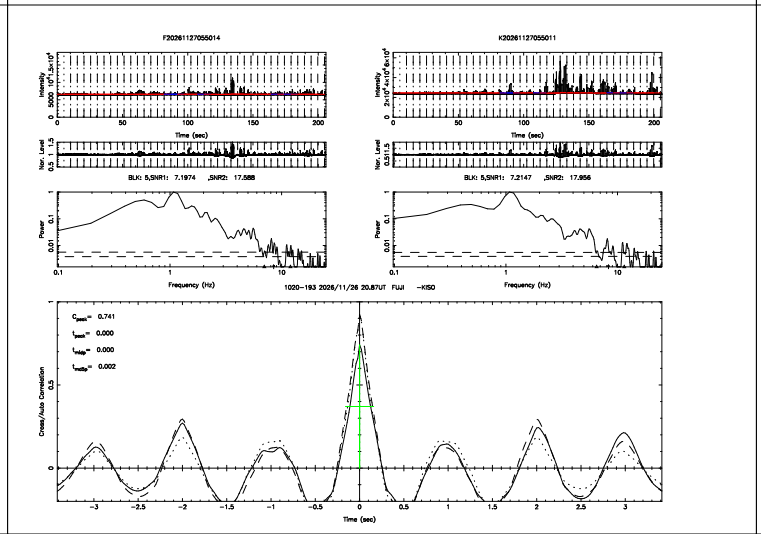
F20261127055014
K20261127055011
BLK: 5,SNR1: 7.1974 ,SNR2: 17.588
BLK: 5,SNR1: 7.2147 ,SNR2: 17.956
1020-193 2026/11/26 20.87UT FUJI -KISO
C_{peak}= 0.741
t_{peak}= 0.000
t_{relay}= 0.000
T_{relay}= 0.002
Time (sec)
Frequency (Hz)
Cross/Auto Correlation

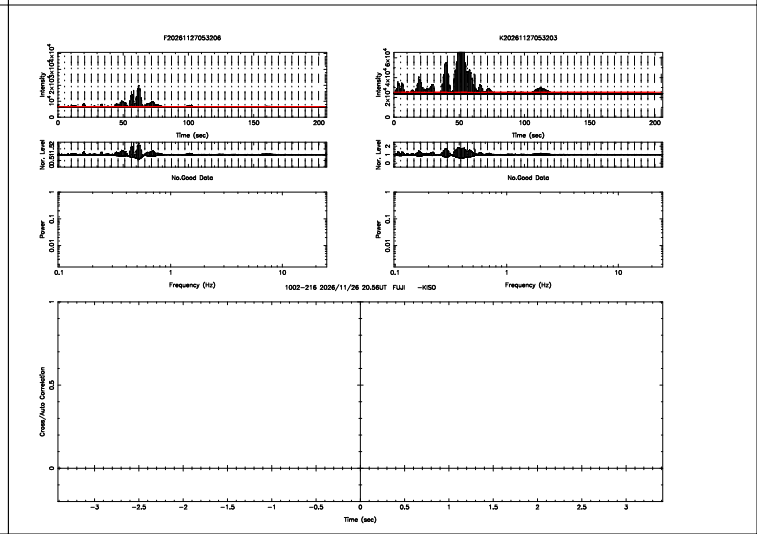
F20261127053206
K20261127053203
No.Good Data
No.Good Data
1002-216 2026/11/26 20.56UT FUJI -KISO
Time (sec)
Frequency (Hz)
Cross/Auto Correlation

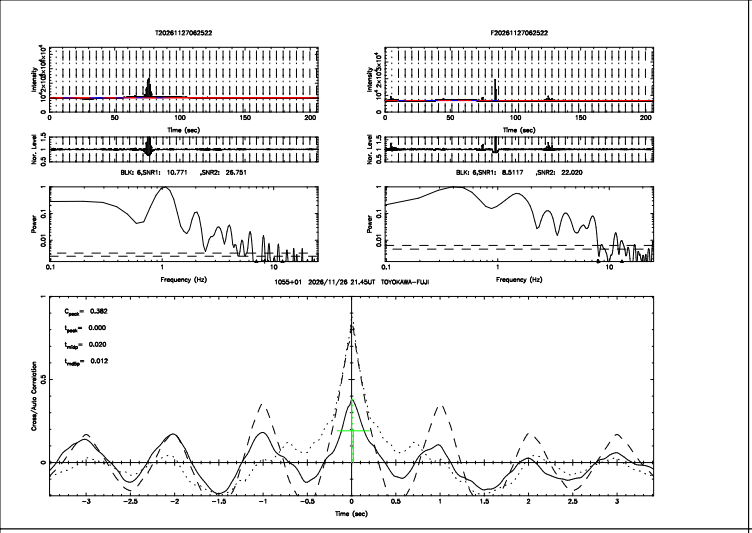
T20261127062522
F20261127062522
BLK: 6,SNR1: 10.771 ,SNR2: 25.751
BLK: 6,SNR1: 8.5117 ,SNR2: 22.020
1055+01 2026/11/26 21.45UT TOYOKAWA-FUJI
C_peak= 0.382
t_peak= 0.000
t_ridge= 0.020
t_valley= 0.012
Time (sec)
Frequency (Hz)
Cross/Auto Correlation

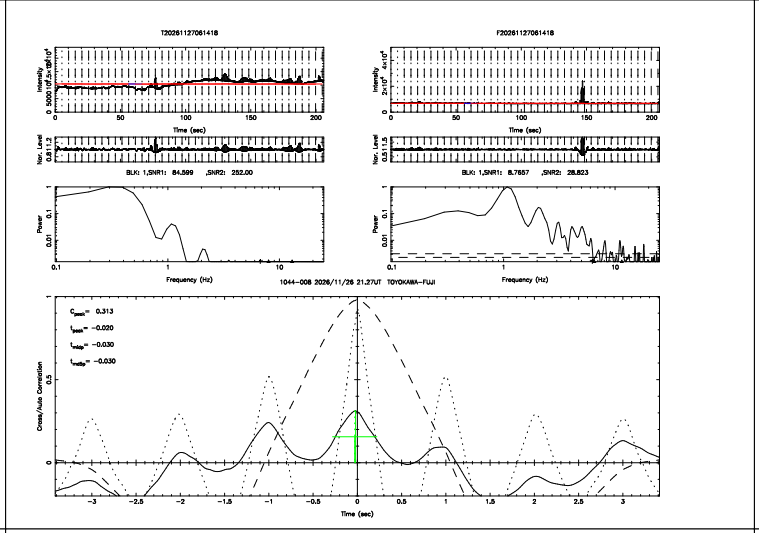
T20261127061418
F20261127061418
BLK: 1,SNR1: 84.599 ,SNR2: 252.00
BLK: 1,SNR1: 8.7657 ,SNR2: 28.823
1044-008 2026/11/26 21.27UT TOYOKAWA-FUJI
C_peak= 0.313
t_peak= -0.020
t_ridge= -0.030
t_valley= -0.030
Time (sec)
Frequency (Hz)
Cross/Auto Correlation

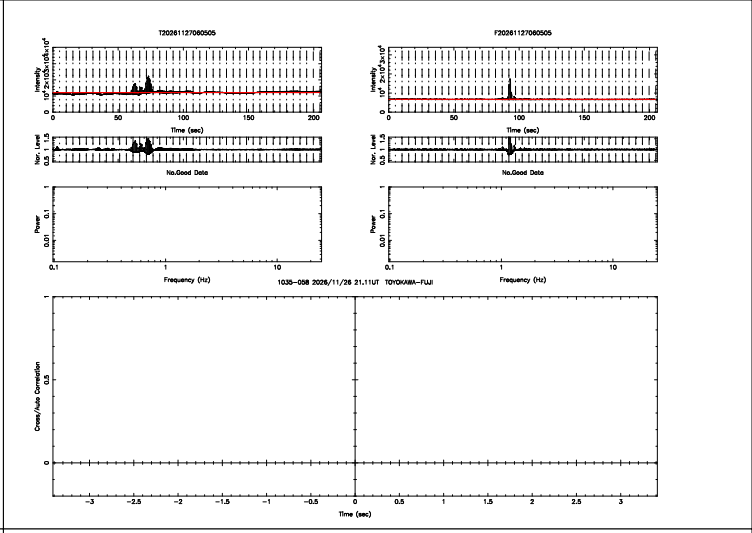
T20261127060505
F20261127060505
No.Good Data
No.Good Data
1035-058 2026/11/26 21.11UT TOYOKAWA-FUJI
Time (sec)
Frequency (Hz)
Cross/Auto Correlation

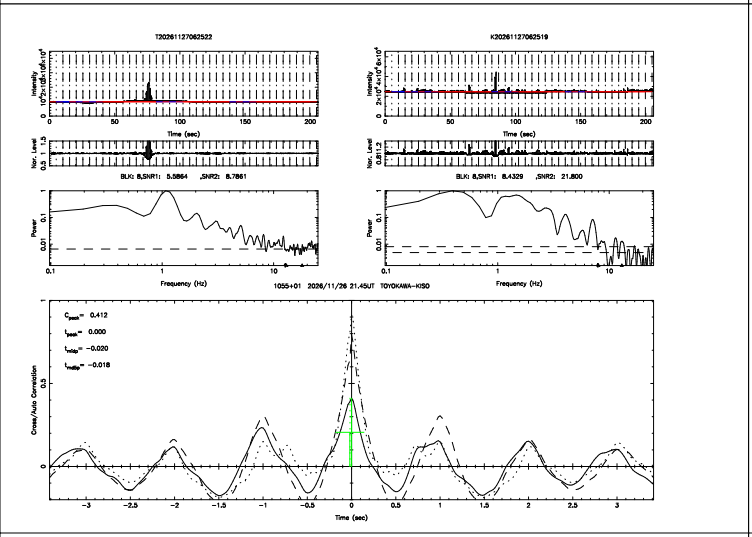
T20261127062522
K20261127062519
BLK: 5,SNR1: 5.5864 ,SNR2: 8.7861
BLK: 8,SNR1: 8.4329 ,SNR2: 21.800
1055+01 2026/11/26 21.45UT TOYOKAWA-KISO
C_peak= 0.412
t_peak= 0.000
t_ridge= -0.020
t_valley= -0.018
Time (sec)
Frequency (Hz)
Cross/Auto Correlation

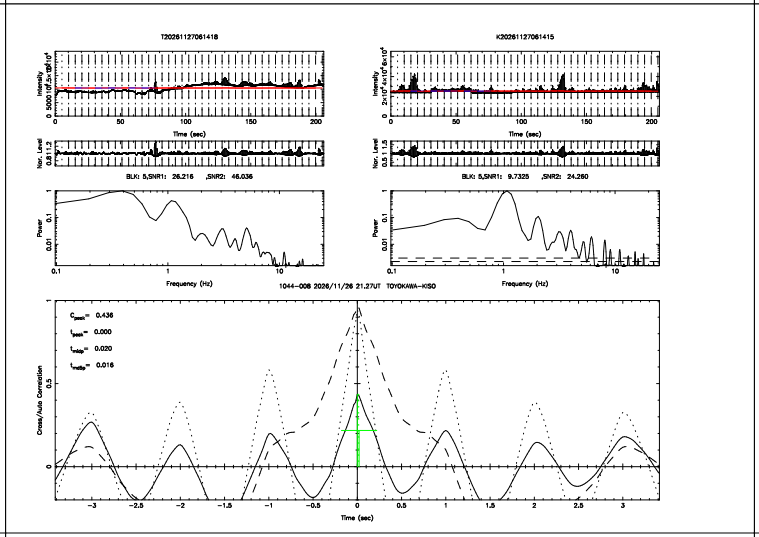
T20261127061418
K20261127061415
BLK: 5,SNR1: 26.216 ,SNR2: 46.036
BLK: 5,SNR1: 9.7325 ,SNR2: 24.260
1044-008 2026/11/26 21.27UT TOYOKAWA-KISO
C_peak= 0.436
t_peak= 0.000
t_ridge= 0.020
t_valley= 0.016
Time (sec)
Frequency (Hz)
Cross/Auto Correlation

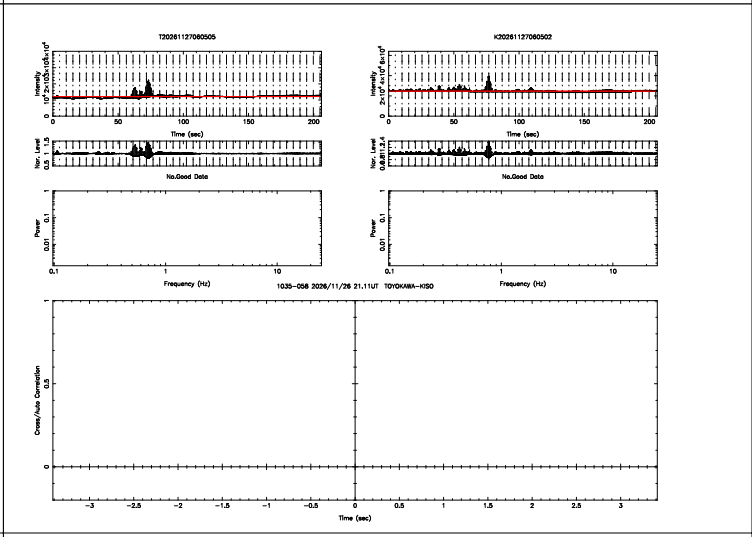
T20261127060505
K20261127060502
No.Good Data
No.Good Data
1035-058 2026/11/26 21.11UT TOYOKAWA-KISO
Time (sec)
Frequency (Hz)
Cross/Auto Correlation

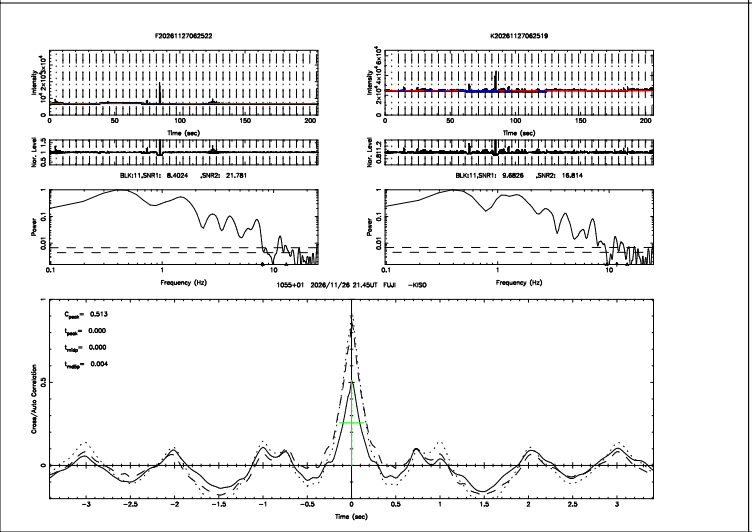
F20261127062522
K20261127062519
BLK11,SNR1: 8.4024 ,SNR2: 21.781
BLK11,SNR1: 9.6826 ,SNR2: 16.814
1055+01 2026/11/26 21.45UT FUJI -KISO
C_peak= 0.513
t_peak= 0.000
t_ridge= 0.000
t_valley= 0.004
Time (sec)
Frequency (Hz)
Cross/Auto Correlation

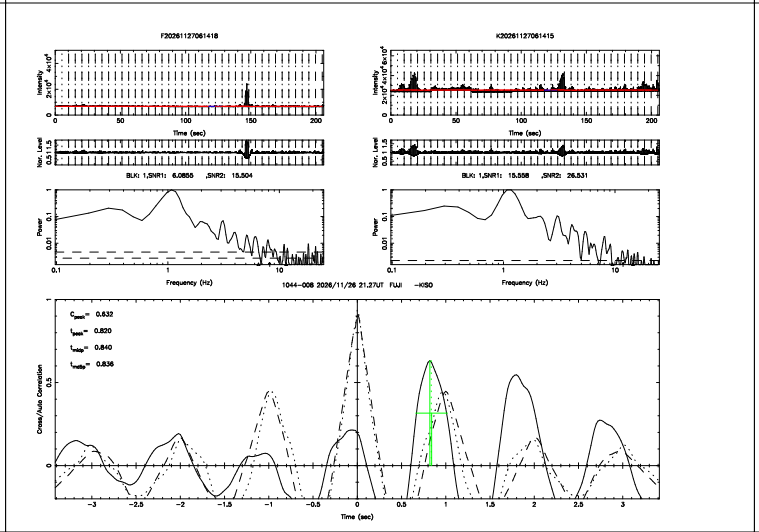
F20261127061418
K20261127061415
BLK: 1,SNR1: 6.0858 ,SNR2: 15.504
BLK: 1,SNR1: 15.508 ,SNR2: 26.331
1044-008 2026/11/26 21.27UT FUJI -KISO
C_peak= 0.632
t_peak= 0.820
t_ridge= 0.840
t_valley= 0.836
Time (sec)
Frequency (Hz)
Cross/Auto Correlation

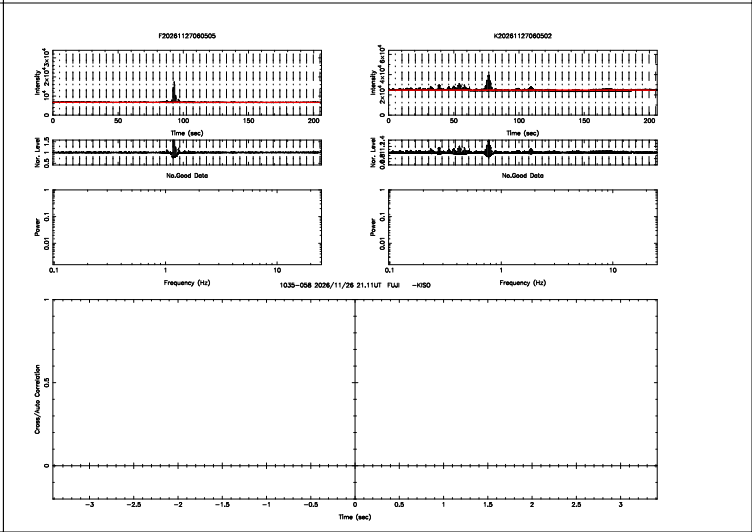
F20261127060505
K20261127060502
No.Good Data
No.Good Data
1035-058 2026/11/26 21.11UT FUJI -KISO
Time (sec)
Frequency (Hz)
Cross/Auto Correlation

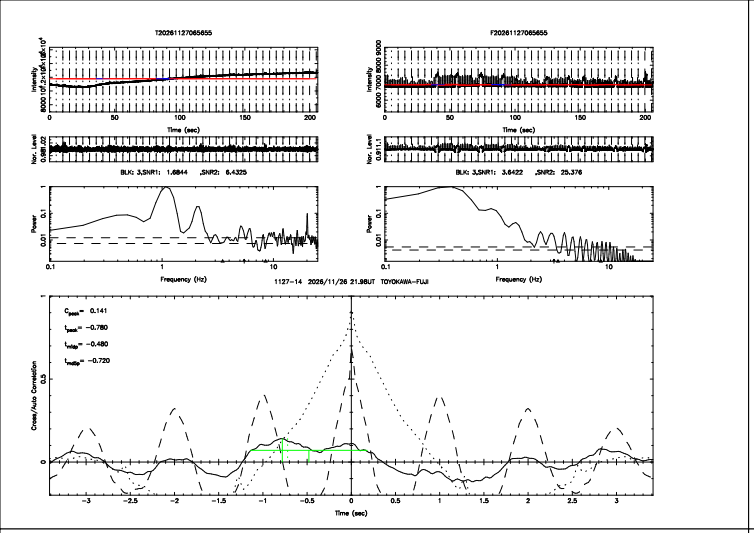
T20261127065655
F20261127065655
BLK: 3,SNR1: 1.6844 ,SNR2: 6.4325
BLK: 3,SNR1: 3.6422 ,SNR2: 25.376
1127-14 2026/11/26 21.98UT TOYOKAWA-FUJI
C_peak= 0.141
t_peak= -0.780
t_rise= -0.480
t_fwhm= -0.720

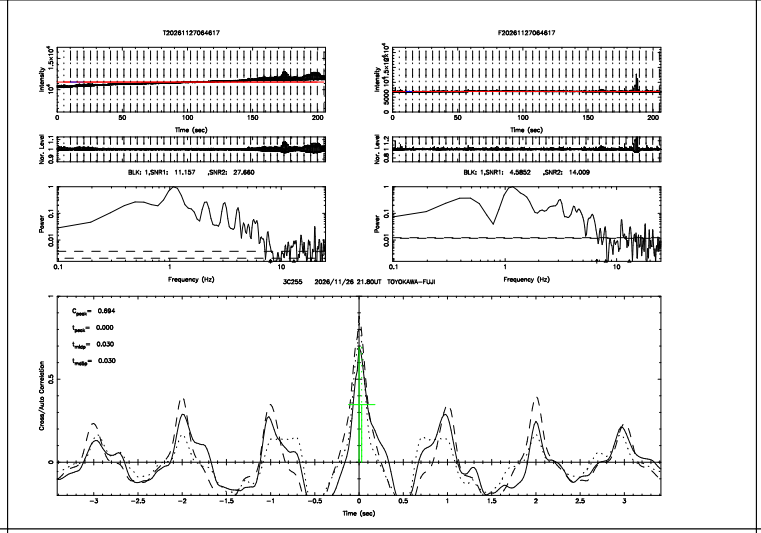
T20261127064617
F20261127064617
BLK: 1,SNR1: 11.157 ,SNR2: 27.660
BLK: 1,SNR1: 4.8852 ,SNR2: 14.009
3C255 2026/11/26 21.80UT TOYOKAWA-FUJI
C_peak= 0.694
t_peak= 0.000
t_rise= 0.030
t_fwhm= 0.030

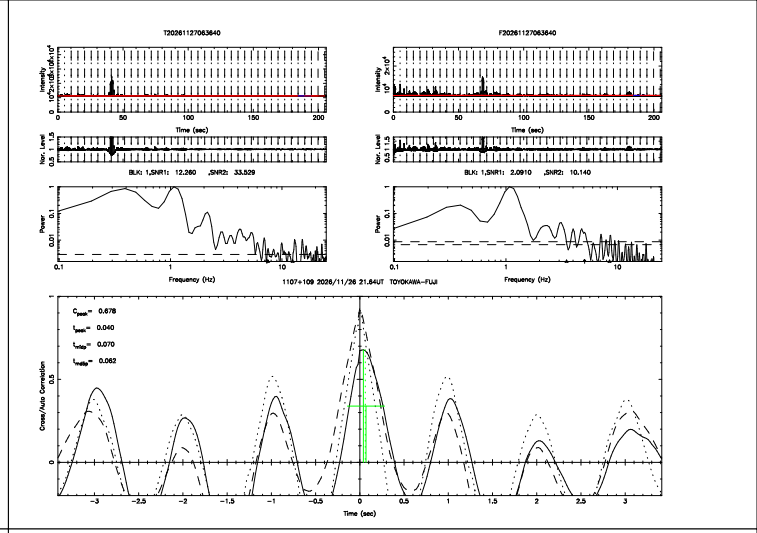
T20261127063640
F20261127063640
BLK: 1,SNR1: 12.260 ,SNR2: 33.529
BLK: 1,SNR1: 2.0910 ,SNR2: 10.140
1107+109 2026/11/26 21.64UT TOYOKAWA-FUJI
C_peak= 0.678
t_peak= 0.040
t_rise= 0.070
t_fwhm= 0.062

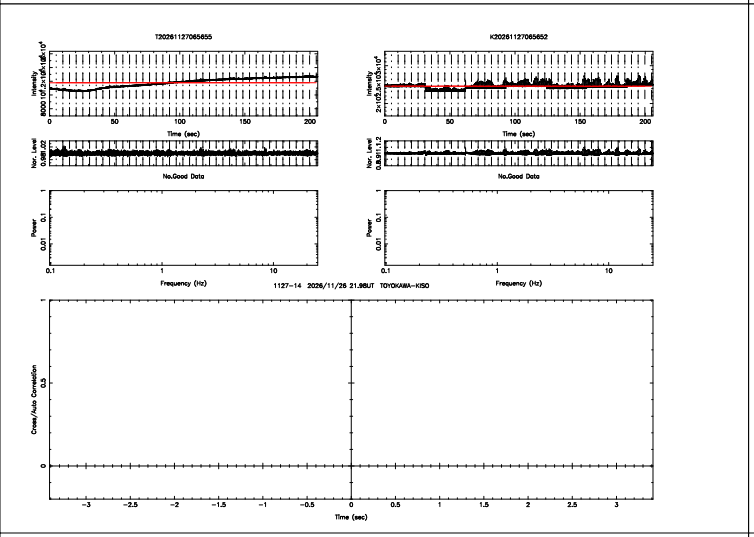
T20261127065655
K20261127065652
No.Good Data
No.Good Data
1127-14 2026/11/26 21.98UT TOYOKAWA-KISO

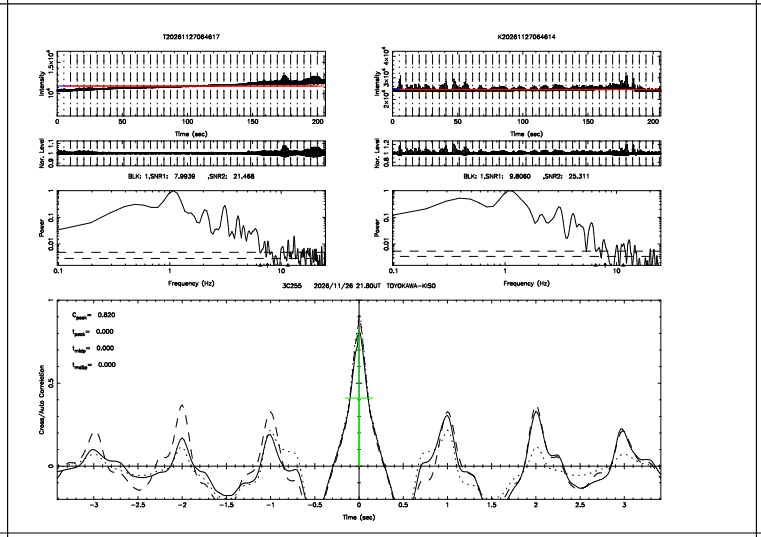
T20261127064617
K20261127064614
BLK: 1,SNR1: 7.9939 ,SNR2: 21.468
BLK: 1,SNR1: 9.8060 ,SNR2: 25.311
3C255 2026/11/26 21.80UT TOYOKAWA-KISO
C_peak= 0.820
t_peak= 0.000
t_rise= 0.000
t_fwhm= 0.000

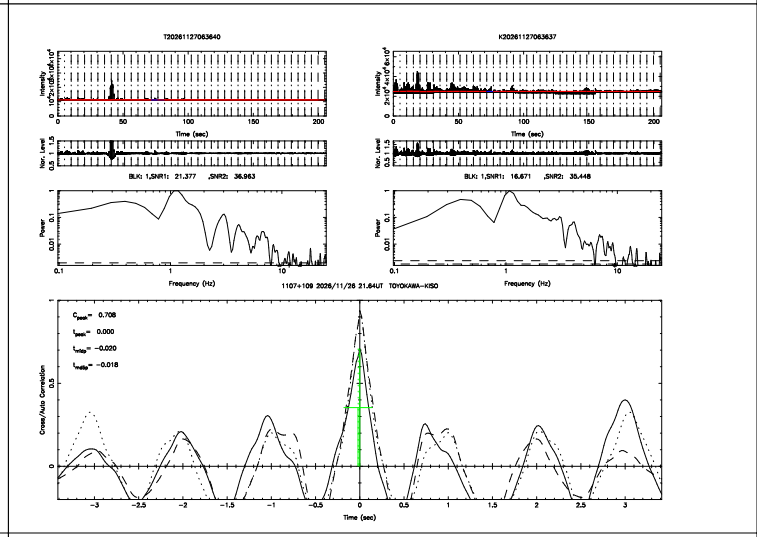
T20261127063640
K20261127063637
BLK: 1,SNR1: 21.377 ,SNR2: 36.963
BLK: 1,SNR1: 16.671 ,SNR2: 35.448
1107+109 2026/11/26 21.64UT TOYOKAWA-KISO
C_peak= 0.708
t_peak= 0.000
t_rise= -0.020
t_fwhm= -0.018

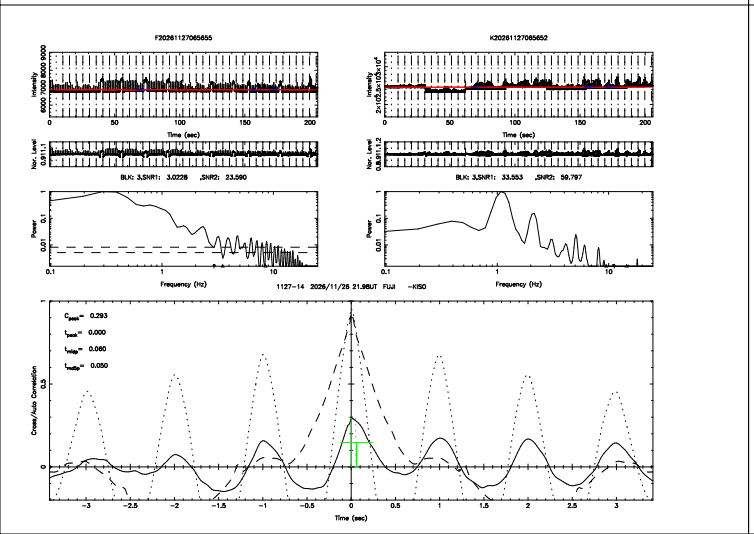
F20261127065655
K20261127065652
BLK: 3,SNR1: 3.0228 ,SNR2: 23.590
BLK: 3,SNR1: 33.553 ,SNR2: 59.797
1127-14 2026/11/26 21.98UT FUJI -KISO
C_peak= 0.293
t_peak= 0.000
t_rise= 0.060
t_fwhm= 0.050

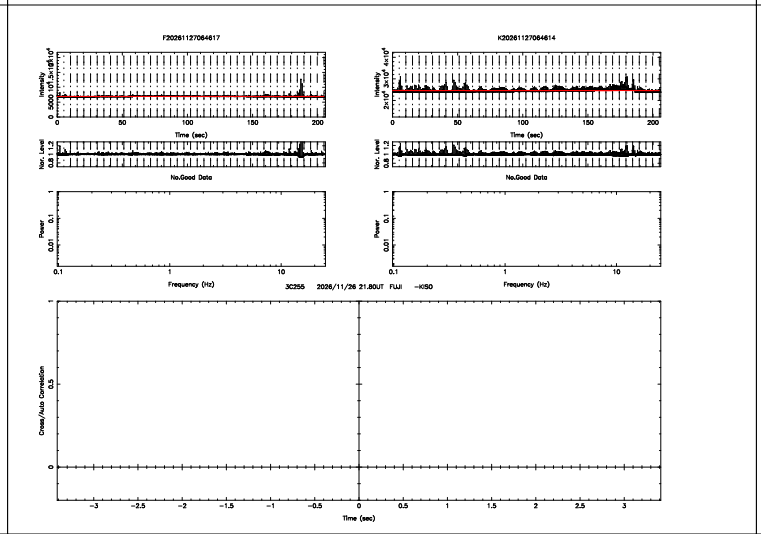
F20261127064617
K20261127064614
No.Good Data
No.Good Data
3C255 2026/11/26 21.80UT FUJI -KISO

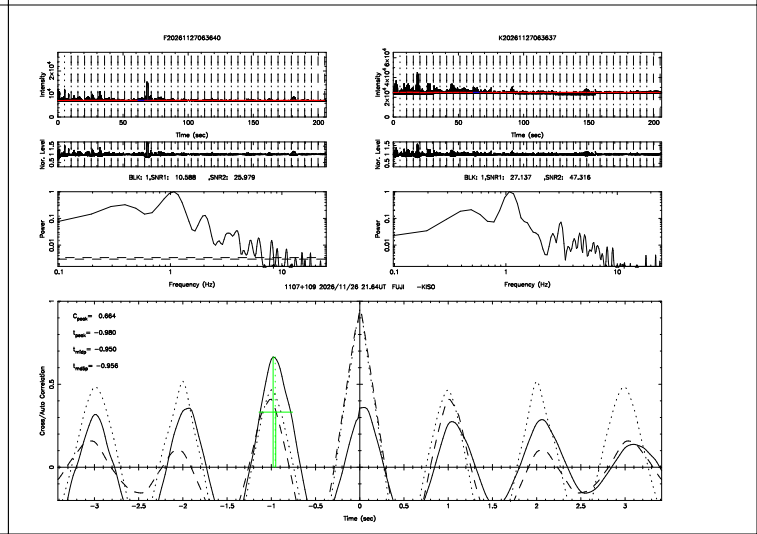
F20261127063640
K20261127063637
BLK: 1,SNR1: 10.988 ,SNR2: 25.979
BLK: 1,SNR1: 27.137 ,SNR2: 47.316
1107+109 2026/11/26 21.64UT FUJI -KISO
C_peak= 0.864
t_peak= -0.980
t_rise= -0.950
t_fwhm= -0.956

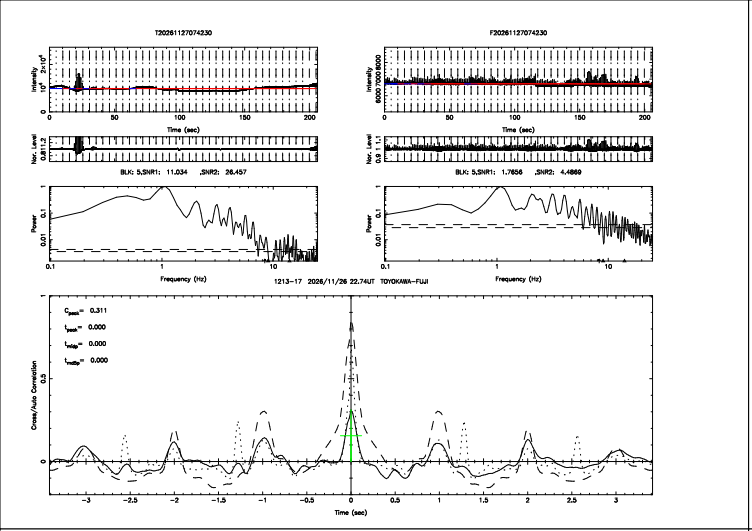
T20261127074230
F20261127074230
BLK: 5,SNR1: 11.034 ,SNR2: 26.457
BLK: 5,SNR1: 1.7656 ,SNR2: 4.4869
1213-17 2026/11/26 22.74UT TOYOKAWA-FUJI
C_peak= 0.311
t_peak= 0.000
t_edge= 0.000
t_cntr= 0.000

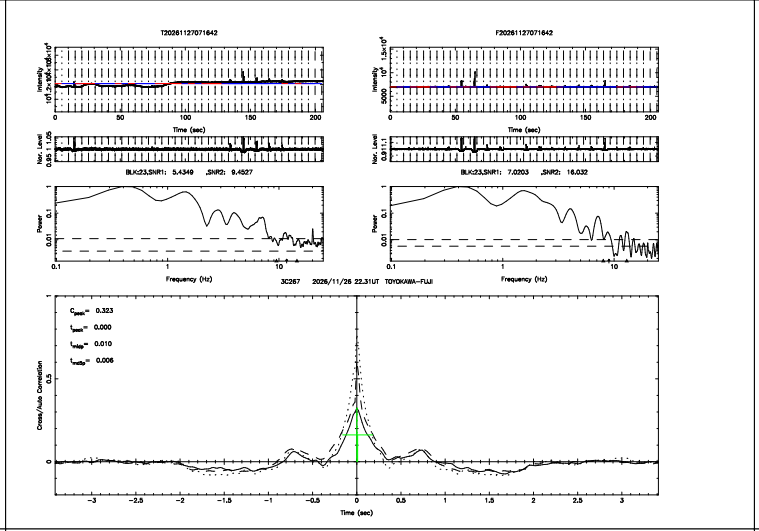
T20261127071642
F20261127071642
BLK:23,SNR1: 5.4349 ,SNR2: 9.4527
BLK:23,SNR1: 7.0203 ,SNR2: 16.032
3C267 2026/11/26 22.31UT TOYOKAWA-FUJI
C_peak= 0.323
t_peak= 0.000
t_edge= 0.010
t_cntr= 0.006

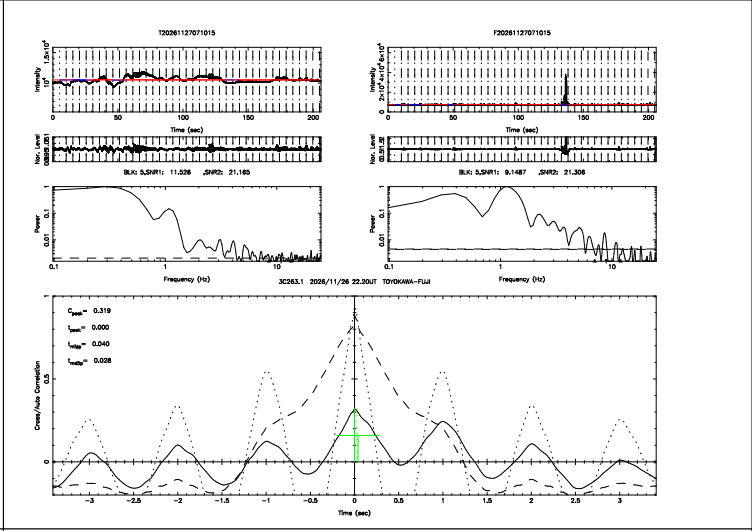
T20261127071015
F20261127071015
BLK: 5,SNR1: 11.526 ,SNR2: 21.165
BLK: 5,SNR1: 9.1487 ,SNR2: 21.306
3C263.1 2026/11/26 22.20UT TOYOKAWA-FUJI
C_peak= 0.319
t_peak= 0.000
t_edge= 0.040
t_cntr= 0.028

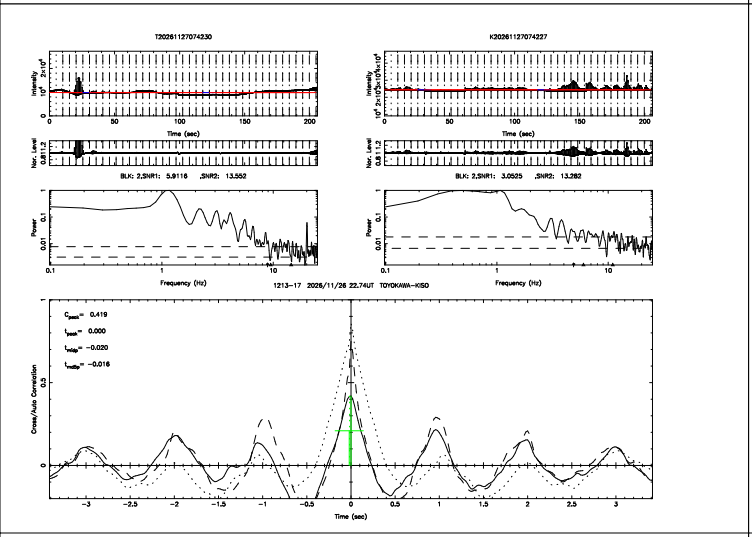
T20261127074230
K20261127074227
BLK: 2,SNR1: 5.9116 ,SNR2: 13.552
BLK: 2,SNR1: 3.0525 ,SNR2: 13.282
1213-17 2026/11/26 22.74UT TOYOKAWA-KISO
C_peak= 0.419
t_peak= 0.000
t_edge= -0.020
t_cntr= -0.016

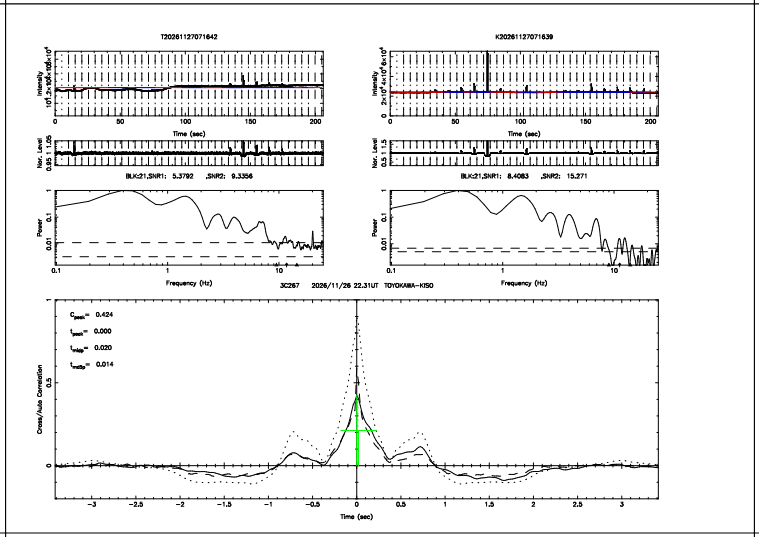
T20261127071642
K20261127071639
BLK:21,SNR1: 5.3792 ,SNR2: 9.3356
BLK:21,SNR1: 8.4083 ,SNR2: 15.271
3C267 2026/11/26 22.31UT TOYOKAWA-KISO
C_peak= 0.424
t_peak= 0.000
t_edge= 0.020
t_cntr= 0.014

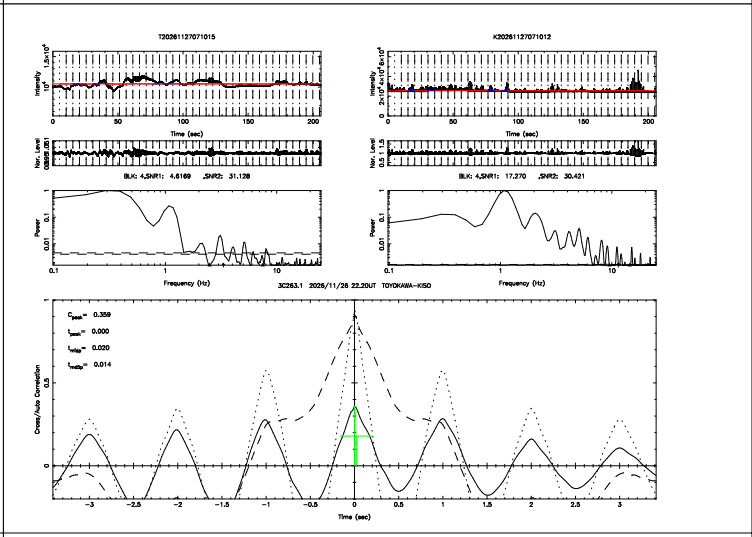
T20261127071015
K20261127071012
BLK: 4,SNR1: 4.6169 ,SNR2: 31.128
BLK: 4,SNR1: 17.270 ,SNR2: 30.421
3C263.1 2026/11/26 22.20UT TOYOKAWA-KISO
C_peak= 0.359
t_peak= 0.000
t_edge= 0.020
t_cntr= 0.014

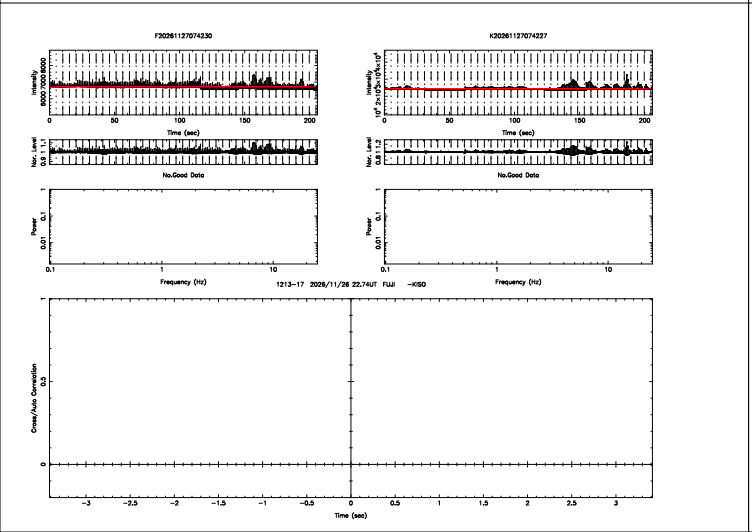
F20261127074230
K20261127074227
No.Good Data
No.Good Data
1213-17 2026/11/26 22.74UT FUJI -KISO

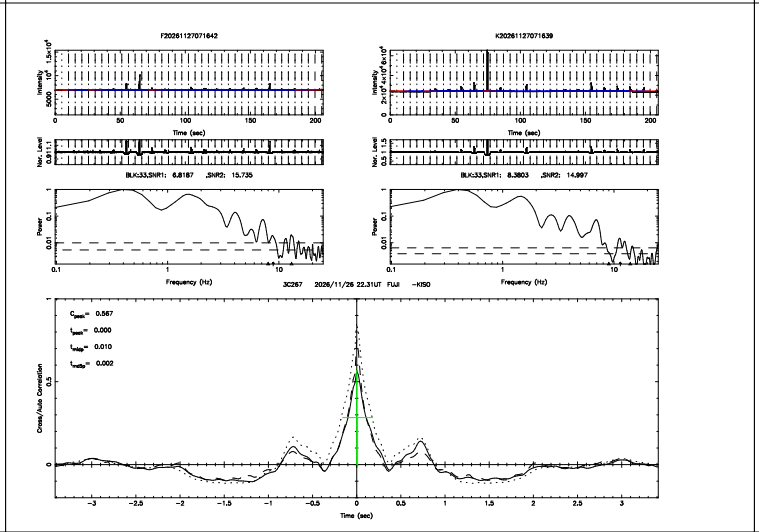
F20261127071642
K20261127071639
BLK:33,SNR1: 6.8187 ,SNR2: 15.735
BLK:33,SNR1: 8.3803 ,SNR2: 14.997
3C267 2026/11/26 22.31UT FUJI -KISO
C_peak= 0.567
t_peak= 0.000
t_edge= 0.010
t_cntr= 0.002

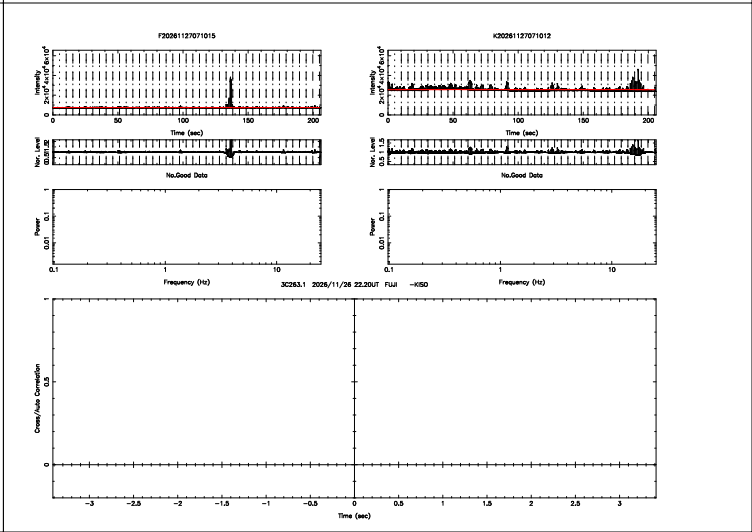
F20261127071015
K20261127071012
No.Good Data
No.Good Data
3C263.1 2026/11/26 22.20UT FUJI -KISO

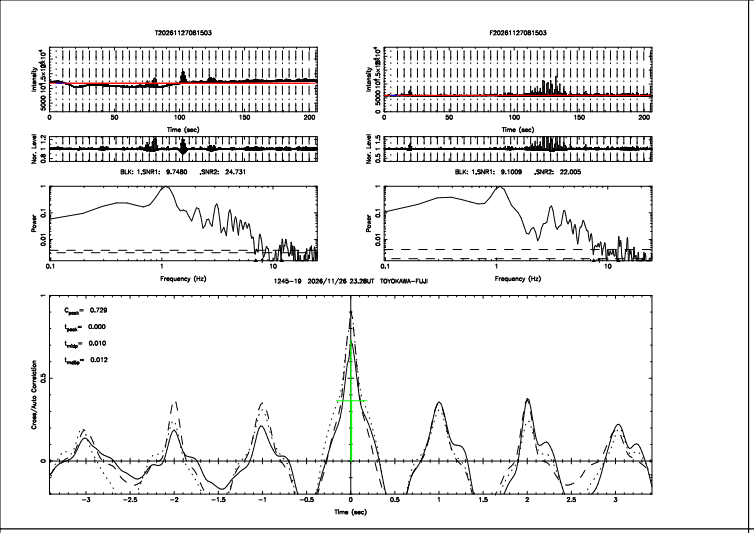
T20261127081503
F20261127081503
BLK: 1,SNR1: 9.7480 ,SNR2: 24.731
BLK: 1,SNR1: 9.1009 ,SNR2: 22.005
1245-19 2026/11/26 23.28UT TOYOKAWA-FUJI
C_{peak}= 0.729
t_{peak}= 0.000
t_{rise}= 0.010
t_{fall}= 0.012

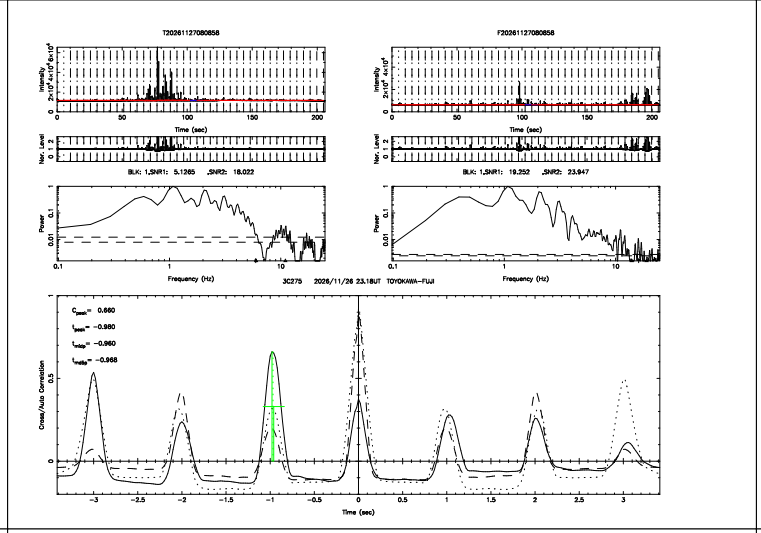
T20261127080858
F20261127080858
BLK: 1,SNR1: 5.1265 ,SNR2: 18.022
BLK: 1,SNR1: 19.252 ,SNR2: 23.947
3C275 2026/11/26 23.18UT TOYOKAWA-FUJI
C_{peak}= 0.660
t_{peak}= -0.980
t_{rise}= -0.960
t_{fall}= -0.968

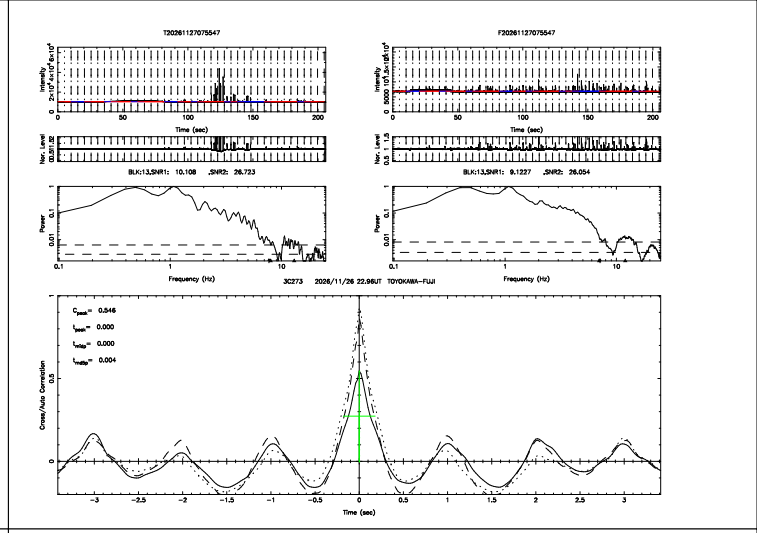
T20261127075547
F20261127075547
BLK:13,SNR1: 10.108 ,SNR2: 26.723
BLK:13,SNR1: 9.1227 ,SNR2: 26.054
3C273 2026/11/26 22.96UT TOYOKAWA-FUJI
C_{peak}= 0.546
t_{peak}= 0.000
t_{rise}= 0.000
t_{fall}= 0.004

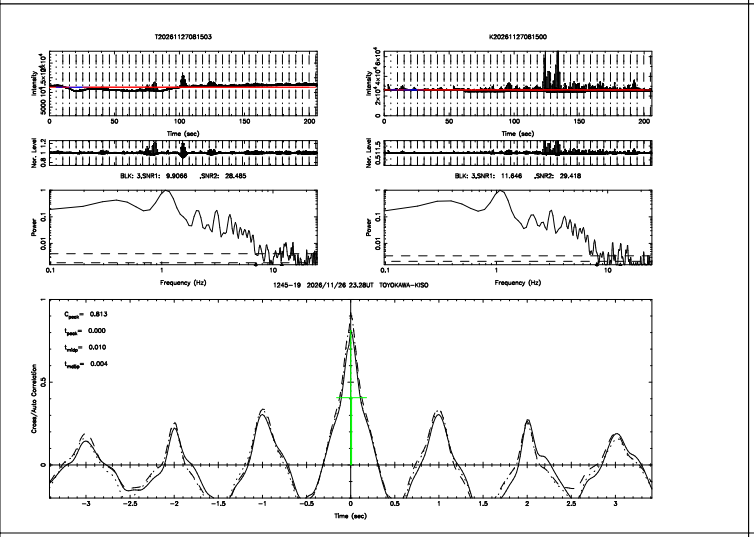
T20261127081503
K20261127081500
BLK: 3,SNR1: 9.9066 ,SNR2: 28.485
BLK: 3,SNR1: 11.646 ,SNR2: 29.418
1245-19 2026/11/26 23.28UT TOYOKAWA-KISO
C_{peak}= 0.813
t_{peak}= 0.000
t_{rise}= 0.010
t_{fall}= 0.004

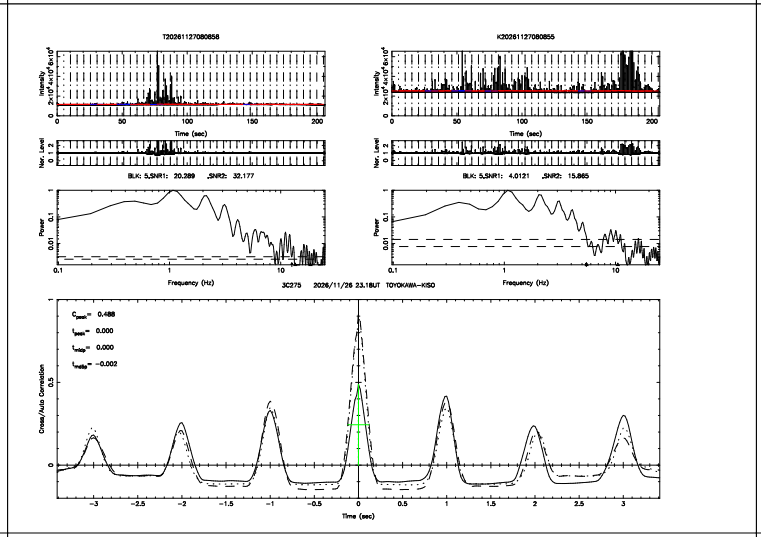
T20261127080858
K20261127080855
BLK: 5,SNR1: 20.289 ,SNR2: 32.177
BLK: 5,SNR1: 4.0121 ,SNR2: 15.865
3C275 2026/11/26 23.18UT TOYOKAWA-KISO
C_{peak}= 0.488
t_{peak}= 0.000
t_{rise}= 0.000
t_{fall}= -0.002

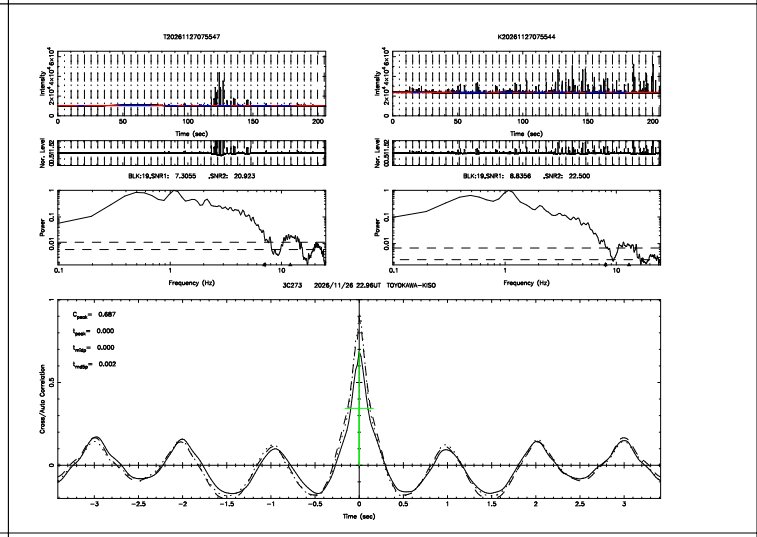
T20261127075547
K20261127075544
BLK:19,SNR1: 7.3055 ,SNR2: 20.923
BLK:19,SNR1: 8.8356 ,SNR2: 22.500
3C273 2026/11/26 22.96UT TOYOKAWA-KISO
C_{peak}= 0.687
t_{peak}= 0.000
t_{rise}= 0.000
t_{fall}= 0.002

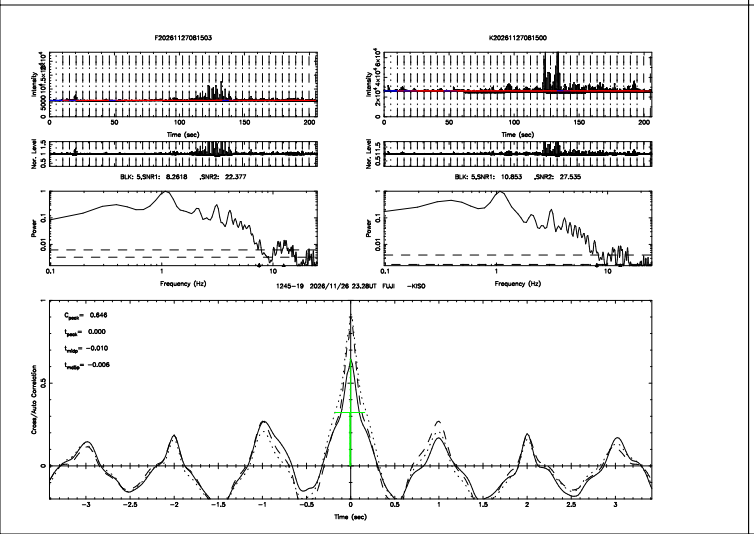
F20261127081503
K20261127081500
BLK: 5,SNR1: 8.2618 ,SNR2: 22.377
BLK: 5,SNR1: 10.853 ,SNR2: 27.535
1245-19 2026/11/26 23.28UT FUJI -KISO
C_{peak}= 0.646
t_{peak}= 0.000
t_{rise}= -0.010
t_{fall}= -0.006

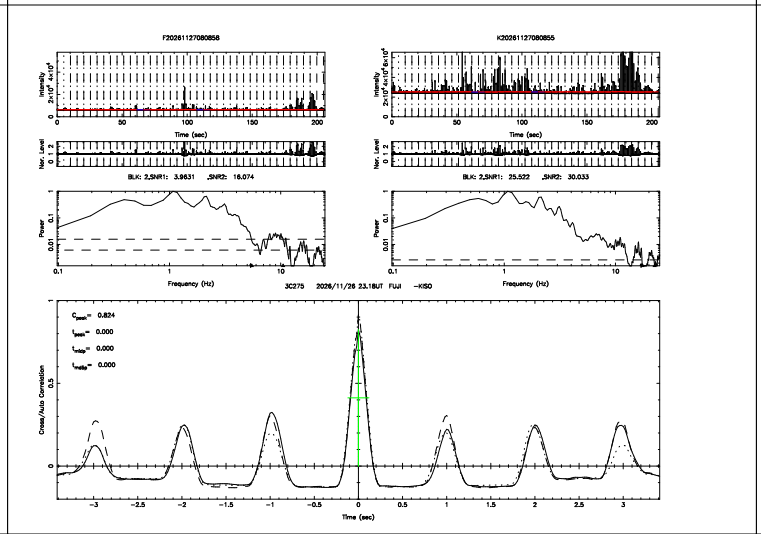
F20261127080858
K20261127080855
BLK: 2,SNR1: 3.9631 ,SNR2: 16.074
BLK: 2,SNR1: 25.522 ,SNR2: 30.033
3C275 2026/11/26 23.18UT FUJI -KISO
C_{peak}= 0.824
t_{peak}= 0.000
t_{rise}= 0.000
t_{fall}= 0.000

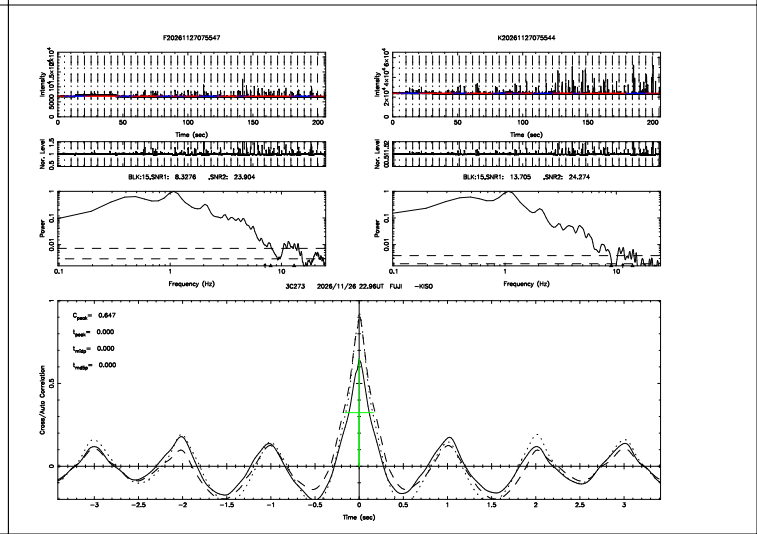
F20261127075547
K20261127075544
BLK:15,SNR1: 8.3276 ,SNR2: 23.904
BLK:15,SNR1: 13.705 ,SNR2: 24.274
3C273 2026/11/26 22.96UT FUJI -KISO
C_{peak}= 0.647
t_{peak}= 0.000
t_{rise}= 0.000
t_{fall}= 0.000

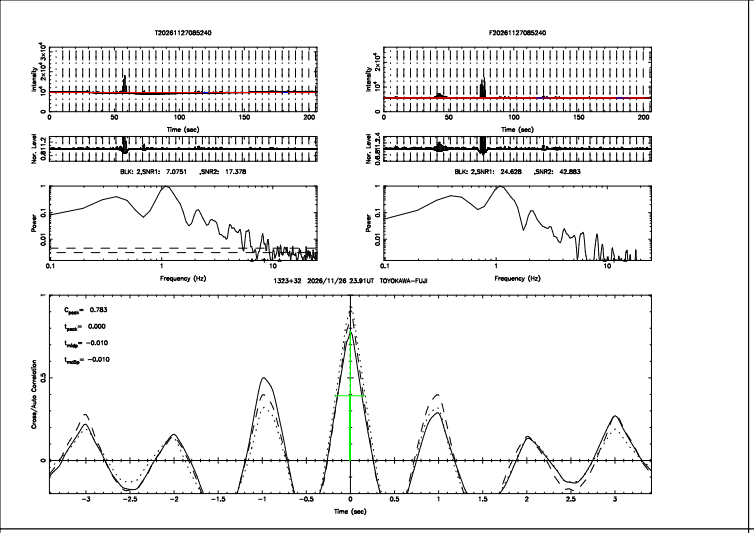
T20261127085240
F20261127085240
BLK: 2,SNR1: 7.0751 ,SNR2: 17.378
BLK: 2,SNR1: 24.628 ,SNR2: 42.883
1323+32 2026/11/26 23.91UT TOYOKAWA-FUJI
C_peak= 0.783
t_peak= 0.000
t_edge= −0.010
t_edge= −0.010

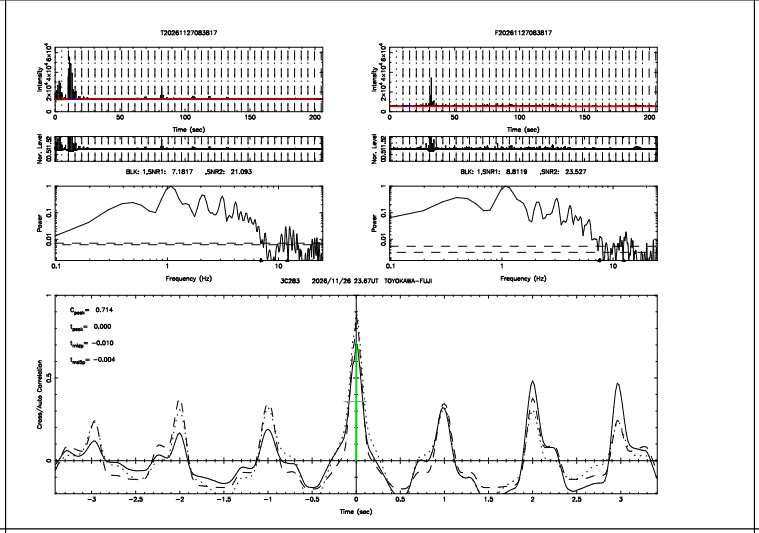
T20261127083817
F20261127083817
BLK: 1,SNR1: 7.1817 ,SNR2: 21.093
BLK: 1,SNR1: 8.8119 ,SNR2: 23.527
3C283 2026/11/26 23.67UT TOYOKAWA-FUJI
C_peak= 0.714
t_peak= 0.000
t_edge= −0.010
t_edge= −0.004

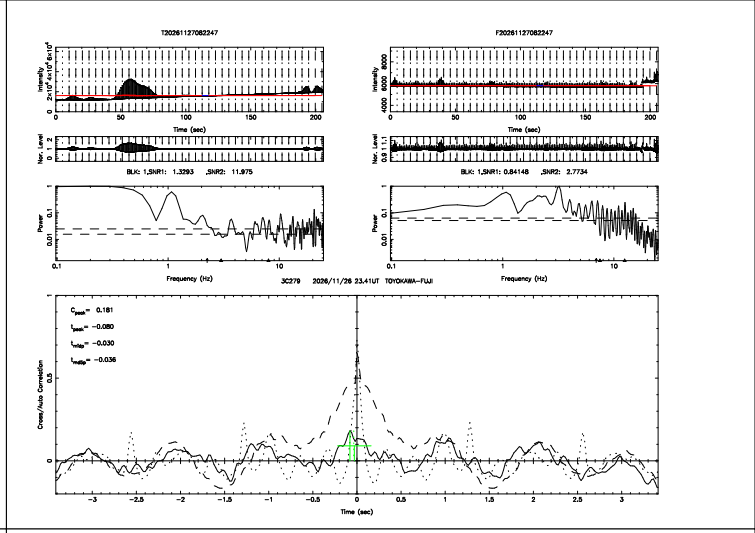
T20261127082247
F20261127082247
BLK: 1,SNR1: 1.3293 ,SNR2: 11.975
BLK: 1,SNR1: 0.84148 ,SNR2: 2.7734
3C279 2026/11/26 23.41UT TOYOKAWA-FUJI
C_peak= 0.181
t_peak= −0.080
t_edge= −0.030
t_edge= −0.036

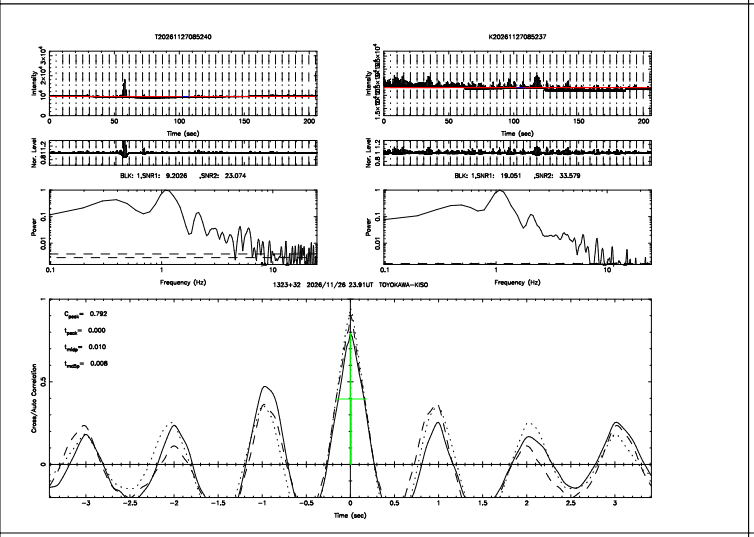
T20261127085240
K20261127085237
BLK: 1,SNR1: 9.2026 ,SNR2: 23.074
BLK: 1,SNR1: 19.051 ,SNR2: 33.579
1323+32 2026/11/26 23.91UT TOYOKAWA-KISO
C_peak= 0.792
t_peak= 0.000
t_edge= 0.010
t_edge= 0.008

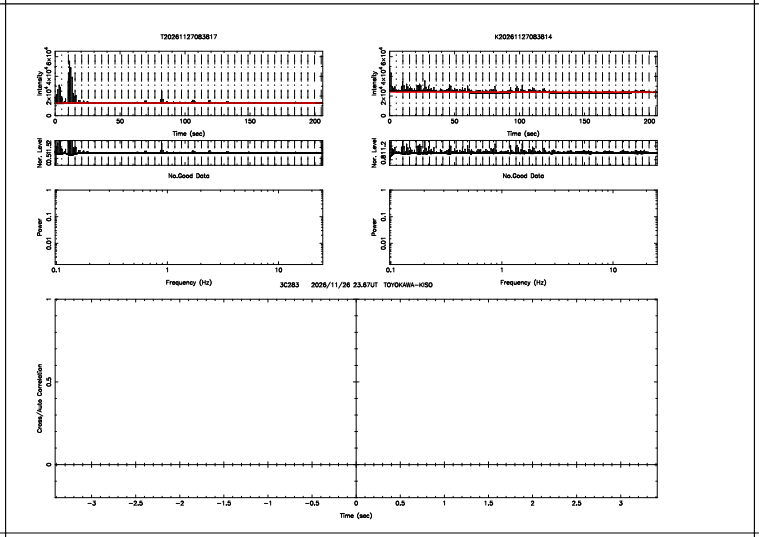
T20261127083817
K20261127083814
No.Good Data
No.Good Data
3C283 2026/11/26 23.67UT TOYOKAWA-KISO

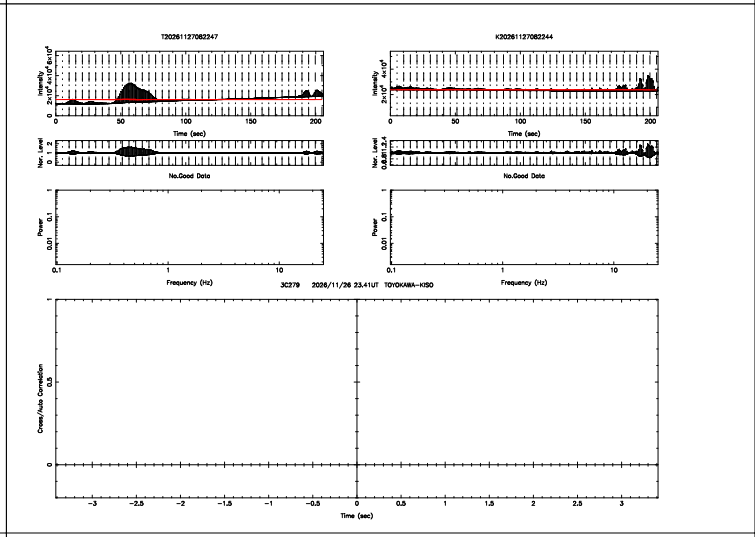
T20261127082247
K20261127082244
No.Good Data
No.Good Data
3C279 2026/11/26 23.41UT TOYOKAWA-KISO

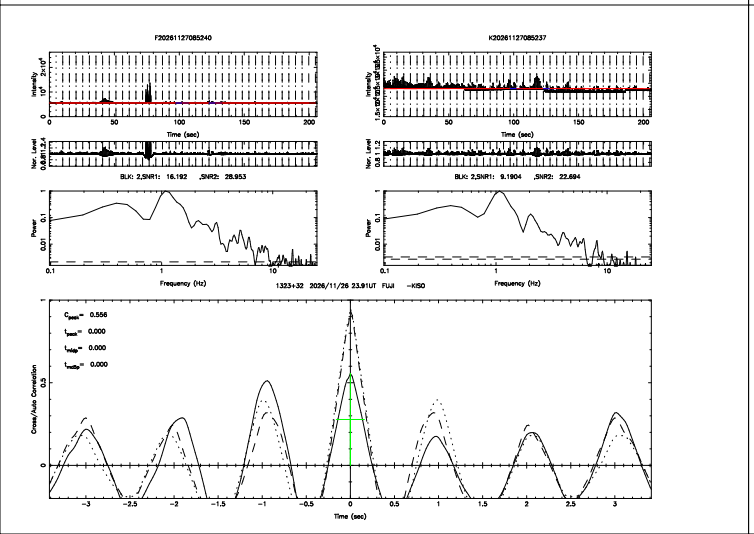
F20261127085240
K20261127085237
BLK: 2,SNR1: 16.192 ,SNR2: 28.953
BLK: 2,SNR1: 9.1904 ,SNR2: 22.694
1323+32 2026/11/26 23.91UT FUJI -KISO
C_peak= 0.556
t_peak= 0.000
t_edge= 0.000
t_edge= 0.000

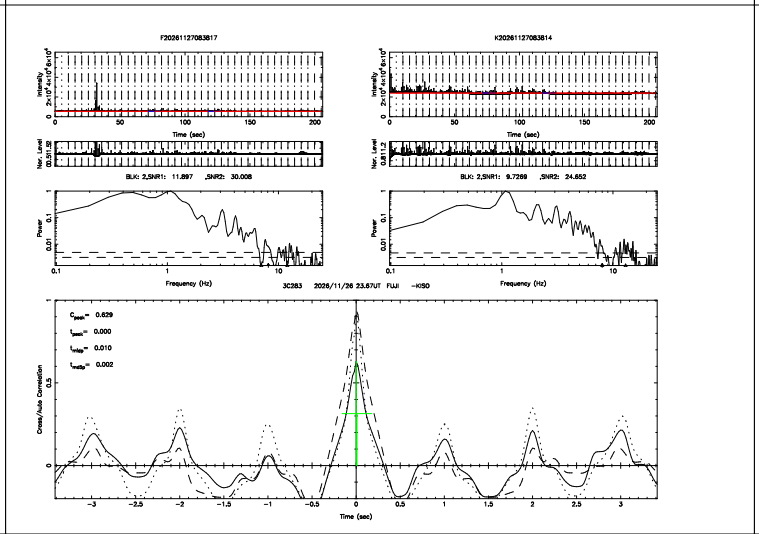
F20261127083817
K20261127083814
BLK: 2,SNR1: 11.897 ,SNR2: 30.008
BLK: 2,SNR1: 9.7289 ,SNR2: 24.652
3C283 2026/11/26 23.67UT FUJI -KISO
C_peak= 0.629
t_peak= 0.000
t_edge= 0.010
t_edge= 0.002

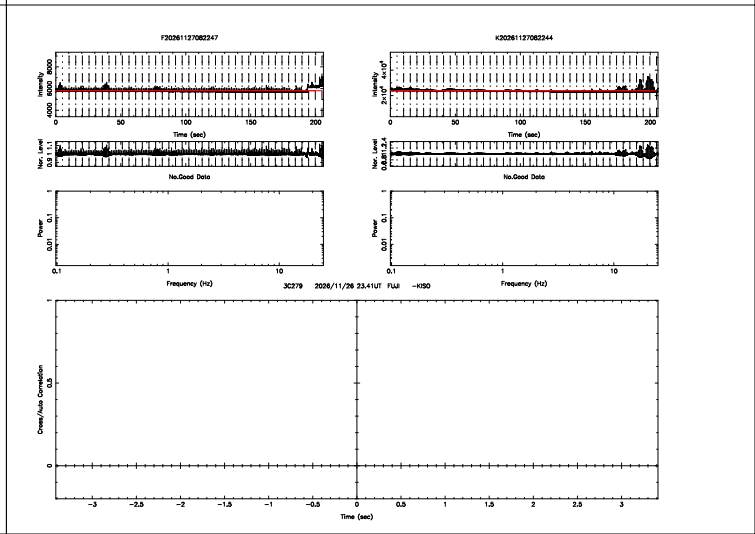
F20261127082247
K20261127082244
No.Good Data
No.Good Data
3C279 2026/11/26 23.41UT FUJI -KISO

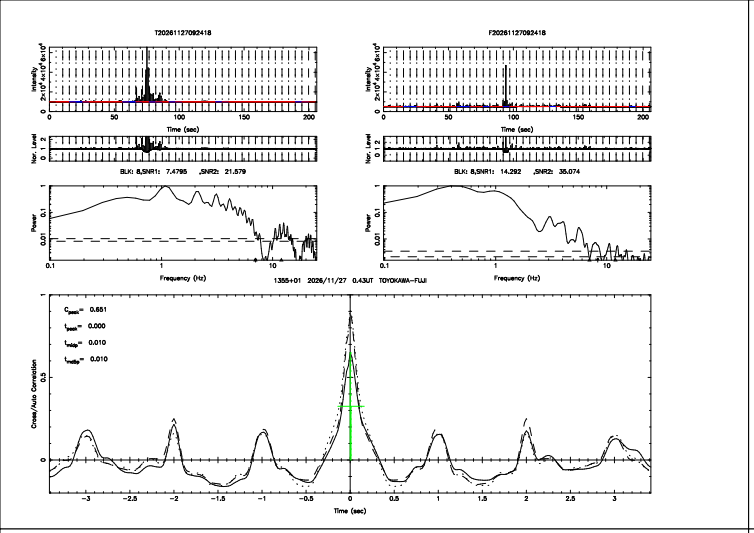
T20261127092418
F20261127092418
BLK: 8,SNR1: 7.4795 ,SNR2: 21.579
BLK: 8,SNR1: 14.292 ,SNR2: 35.074
1355+01 2026/11/27 0.43UT TOYOKAWA-FUJI
Cpeak= 0.681
tpeak= 0.000
tstdp= 0.010
tstdn= 0.010

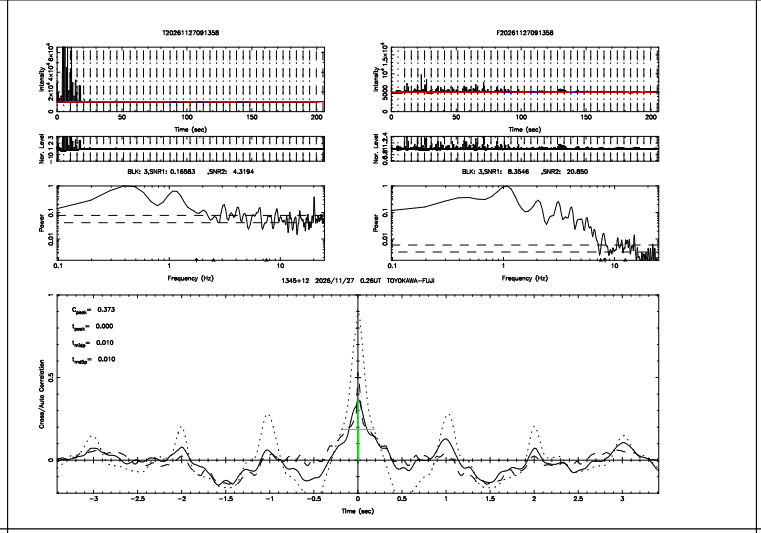
T20261127091358
F20261127091358
BLK: 3,SNR1: 0.16583 ,SNR2: 4.3194
BLK: 3,SNR1: 8.3546 ,SNR2: 20.850
1345+12 2026/11/27 0.26UT TOYOKAWA-FUJI
Cpeak= 0.373
tpeak= 0.000
tstdp= 0.010
tstdn= 0.010

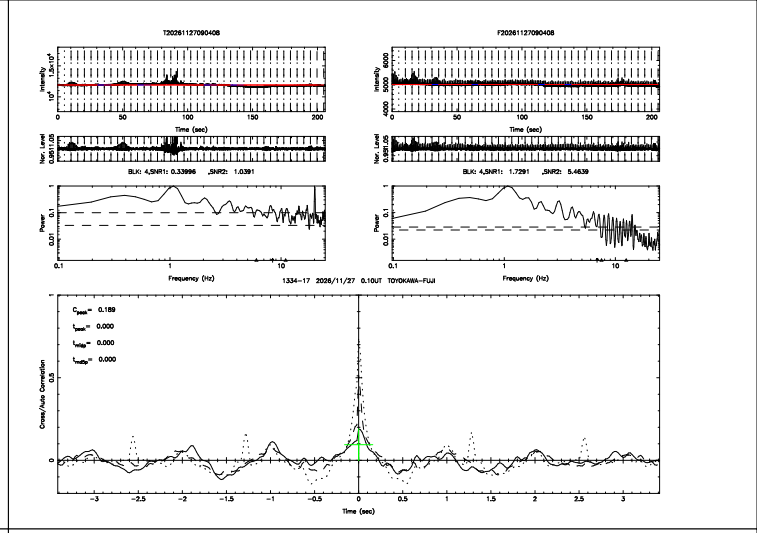
T20261127090408
F20261127090408
BLK: 4,SNR1: 0.33996 ,SNR2: 1.0391
BLK: 4,SNR1: 1.7291 ,SNR2: 5.4639
1334-17 2026/11/27 0.10UT TOYOKAWA-FUJI
Cpeak= 0.189
tpeak= 0.000
tstdp= 0.000
tstdn= 0.000

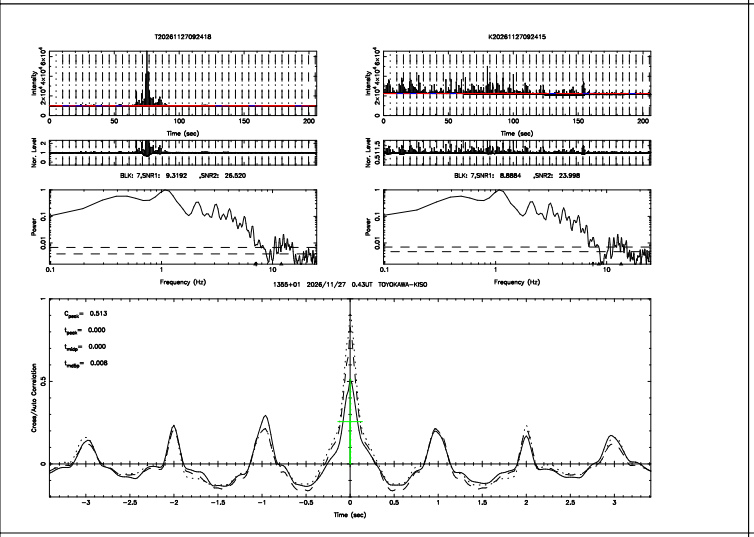
T20261127092418
K20261127092415
BLK: 7,SNR1: 9.3192 ,SNR2: 26.520
BLK: 7,SNR1: 8.8884 ,SNR2: 23.998
1355+01 2026/11/27 0.43UT TOYOKAWA-KISO
Cpeak= 0.513
tpeak= 0.000
tstdp= 0.000
tstdn= 0.008

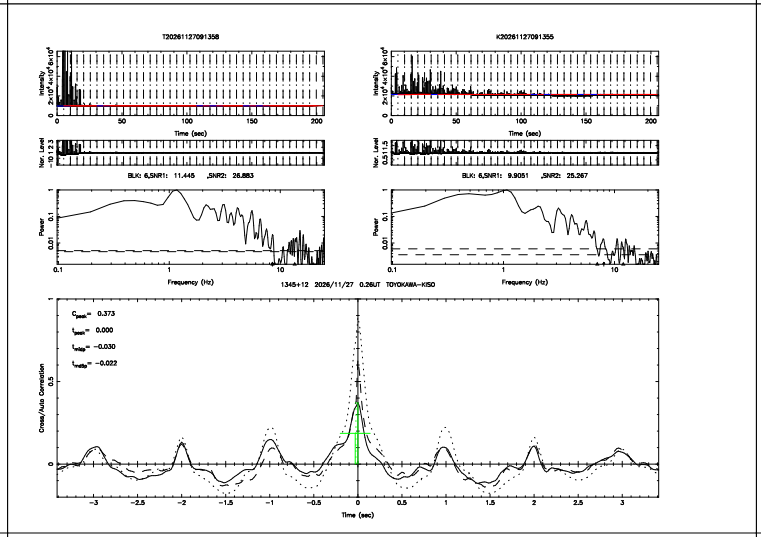
T20261127091358
K20261127091355
BLK: 6,SNR1: 11.445 ,SNR2: 26.883
BLK: 6,SNR1: 9.9051 ,SNR2: 25.267
1345+12 2026/11/27 0.26UT TOYOKAWA-KISO
Cpeak= 0.373
tpeak= 0.000
tstdp= -0.030
tstdn= -0.022

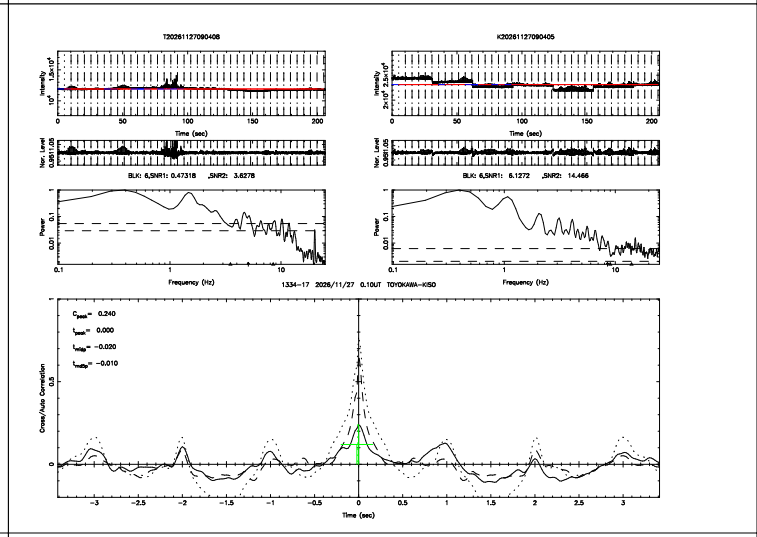
T20261127090408
K20261127090405
BLK: 6,SNR1: 0.47318 ,SNR2: 3.6278
BLK: 6,SNR1: 6.1272 ,SNR2: 14.466
1334-17 2026/11/27 0.10UT TOYOKAWA-KISO
Cpeak= 0.240
tpeak= 0.000
tstdp= -0.020
tstdn= -0.010

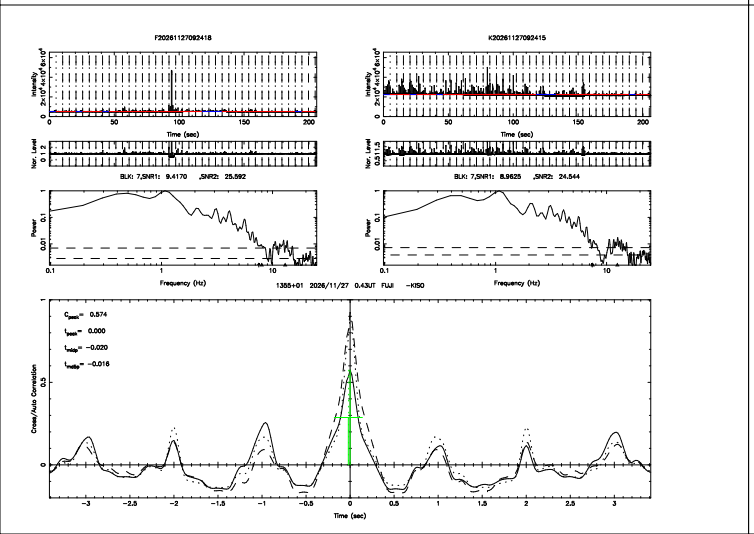
F20261127092418
K20261127092415
BLK: 7,SNR1: 9.4170 ,SNR2: 25.592
BLK: 7,SNR1: 8.9625 ,SNR2: 24.544
1355+01 2026/11/27 0.43UT FUJI -KISO
Cpeak= 0.574
tpeak= 0.000
tstdp= -0.020
tstdn= -0.016

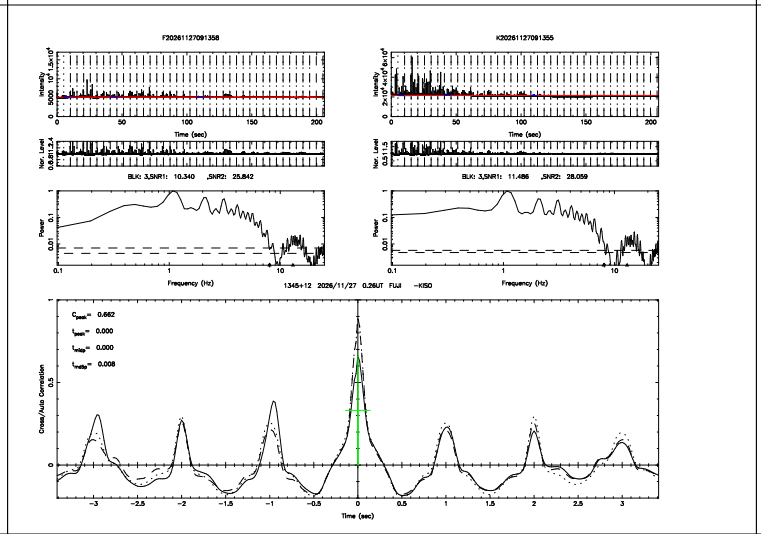
F20261127091358
K20261127091355
BLK: 3,SNR1: 10.340 ,SNR2: 25.842
BLK: 3,SNR1: 11.486 ,SNR2: 28.059
1345+12 2026/11/27 0.26UT FUJI -KISO
Cpeak= 0.662
tpeak= 0.000
tstdp= 0.000
tstdn= 0.008

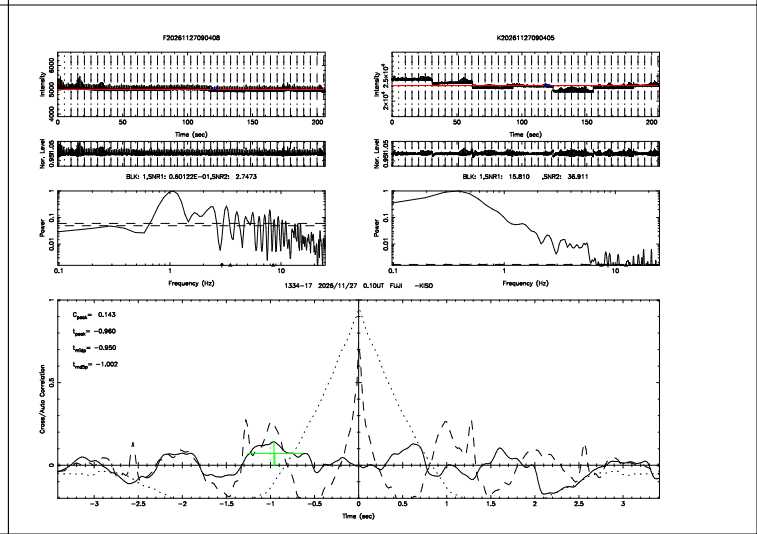
F20261127090408
K20261127090405
BLK: 1,SNR1: 0.60122E-01,SNR2: 2.7473
BLK: 1,SNR1: 15.810 ,SNR2: 36.911
1334-17 2026/11/27 0.10UT FUJI -KISO
Cpeak= 0.143
tpeak= -0.960
tstdp= -0.950
tstdn= -1.002

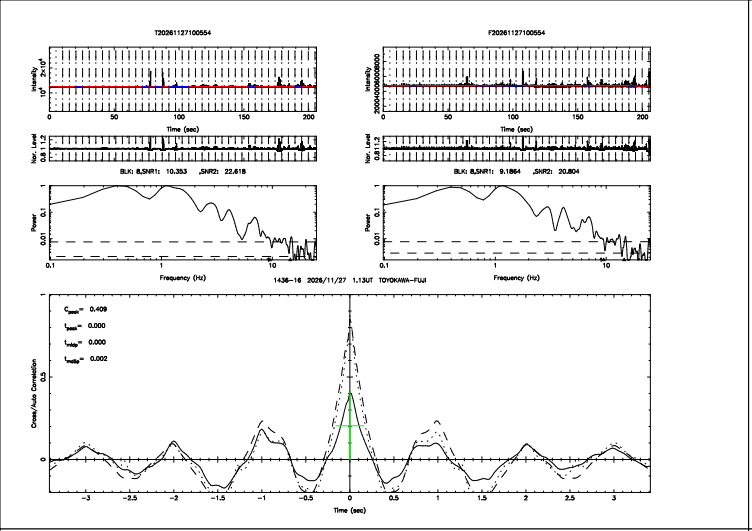
T20261127100554
F20261127100554
BLK: 8,SNR1: 10.353 ,SNR2: 22.618
BLK: 8,SNR1: 9.1864 ,SNR2: 20.804
1436-16 2026/11/27 1.13UT TOYOKAWA-FUJI
C_peak= 0.409
t_peak= 0.000
t_mtdp= 0.000
t_mtdp= 0.002
Time (sec)
Frequency (Hz)
Cross/Auto Correlation

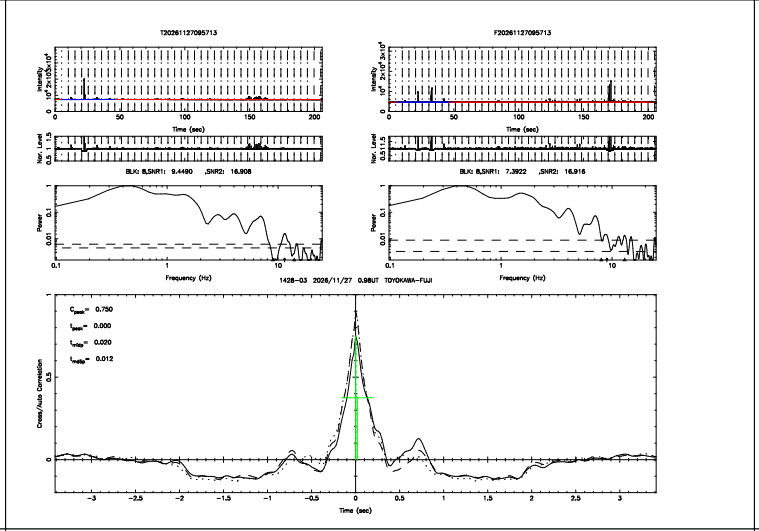
T20261127095713
F20261127095713
BLK: 8,SNR1: 9.4490 ,SNR2: 16.908
BLK: 8,SNR1: 7.3922 ,SNR2: 16.916
1428-03 2026/11/27 0.98UT TOYOKAWA-FUJI
C_peak= 0.750
t_peak= 0.000
t_mtdp= 0.020
t_mtdp= 0.012
Time (sec)
Frequency (Hz)
Cross/Auto Correlation

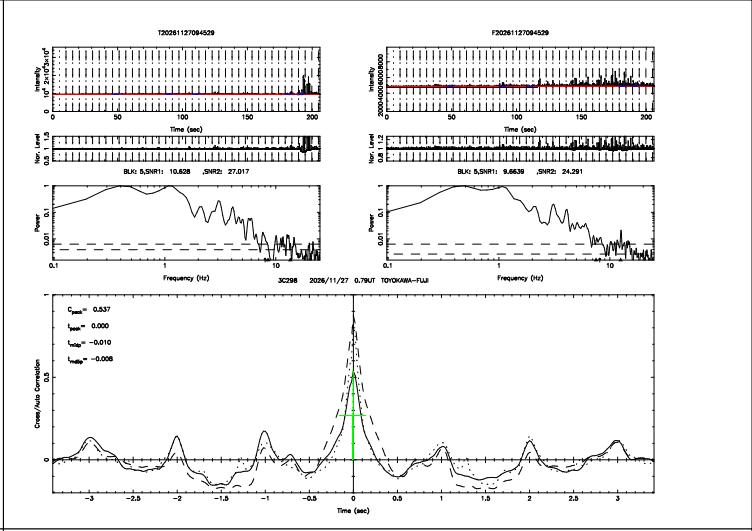
T20261127094529
F20261127094529
BLK: 5,SNR1: 10.628 ,SNR2: 27.017
BLK: 5,SNR1: 9.6639 ,SNR2: 24.291
3C298 2026/11/27 0.79UT TOYOKAWA-FUJI
C_peak= 0.537
t_peak= 0.000
t_mtdp= -0.010
t_mtdp= -0.008
Time (sec)
Frequency (Hz)
Cross/Auto Correlation

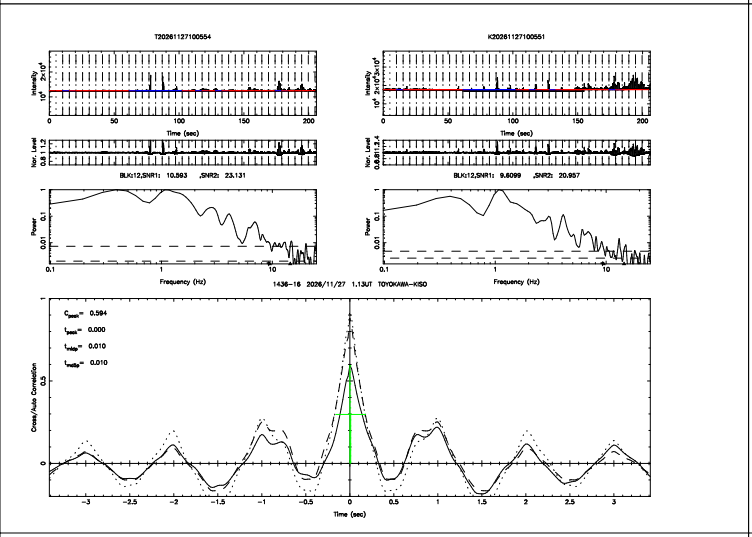
T20261127100554
K20261127100551
BLK12,SNR1: 10.593 ,SNR2: 23.131
BLK12,SNR1: 9.6099 ,SNR2: 20.957
1436-16 2026/11/27 1.13UT TOYOKAWA-KISO
C_peak= 0.594
t_peak= 0.000
t_mtdp= 0.010
t_mtdp= 0.010
Time (sec)
Frequency (Hz)
Cross/Auto Correlation

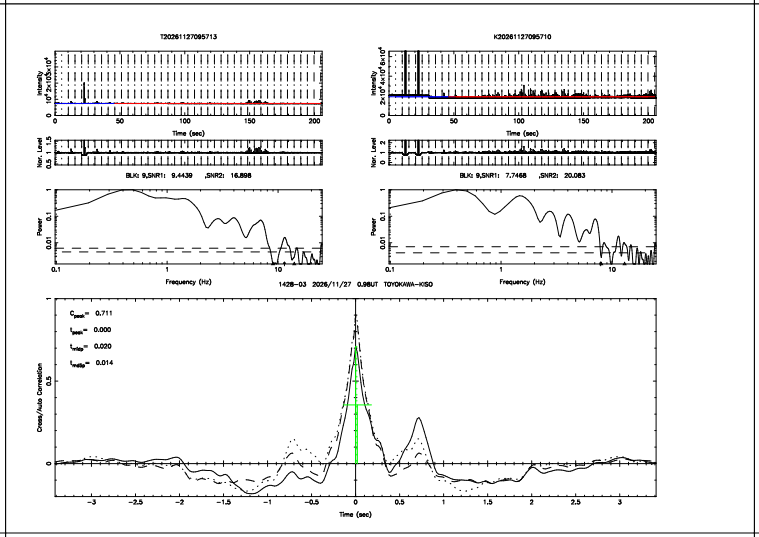
T20261127095713
K20261127095710
BLK: 9,SNR1: 9.4439 ,SNR2: 16.898
BLK: 9,SNR1: 7.7468 ,SNR2: 20.083
1428-03 2026/11/27 0.98UT TOYOKAWA-KISO
C_peak= 0.711
t_peak= 0.000
t_mtdp= 0.020
t_mtdp= 0.014
Time (sec)
Frequency (Hz)
Cross/Auto Correlation

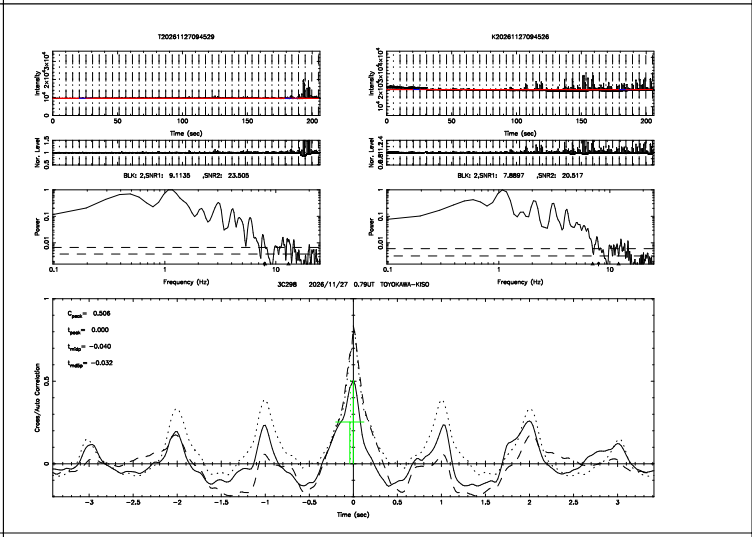
T20261127094529
K20261127094526
BLK: 2,SNR1: 9.1135 ,SNR2: 23.505
BLK: 2,SNR1: 7.8897 ,SNR2: 20.517
3C298 2026/11/27 0.79UT TOYOKAWA-KISO
C_peak= 0.506
t_peak= 0.000
t_mtdp= -0.040
t_mtdp= -0.032
Time (sec)
Frequency (Hz)
Cross/Auto Correlation

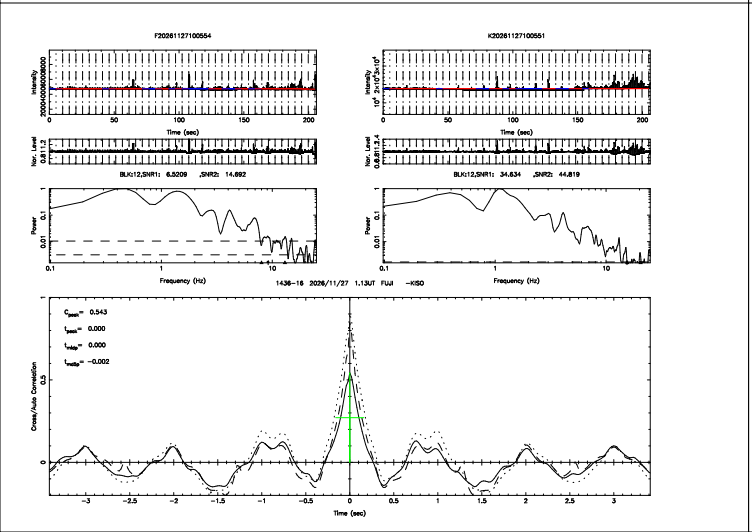
F20261127100554
K20261127100551
BLK12,SNR1: 6.5209 ,SNR2: 14.692
BLK12,SNR1: 34.634 ,SNR2: 44.819
1436-16 2026/11/27 1.13UT FUJI -KISO
C_peak= 0.543
t_peak= 0.000
t_mtdp= 0.000
t_mtdp= -0.002
Time (sec)
Frequency (Hz)
Cross/Auto Correlation

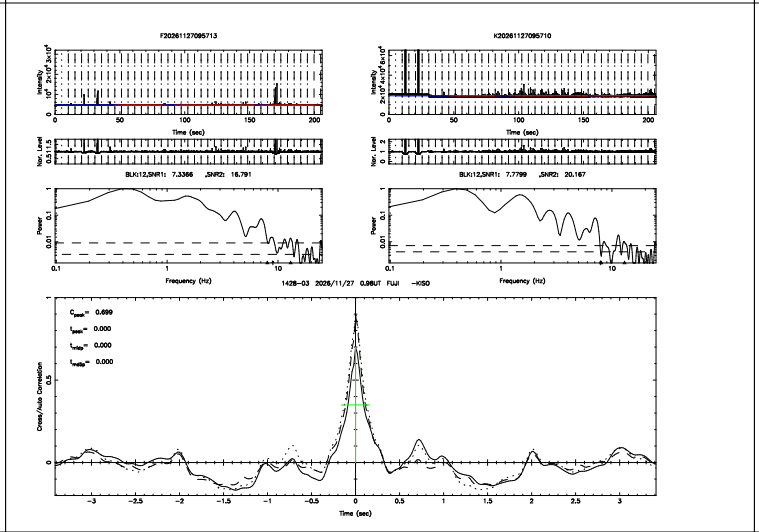
F20261127095713
K20261127095710
BLK12,SNR1: 7.3366 ,SNR2: 15.791
BLK12,SNR1: 7.7799 ,SNR2: 20.167
1428-03 2026/11/27 0.98UT FUJI -KISO
C_peak= 0.699
t_peak= 0.000
t_mtdp= 0.000
t_mtdp= 0.000
Time (sec)
Frequency (Hz)
Cross/Auto Correlation

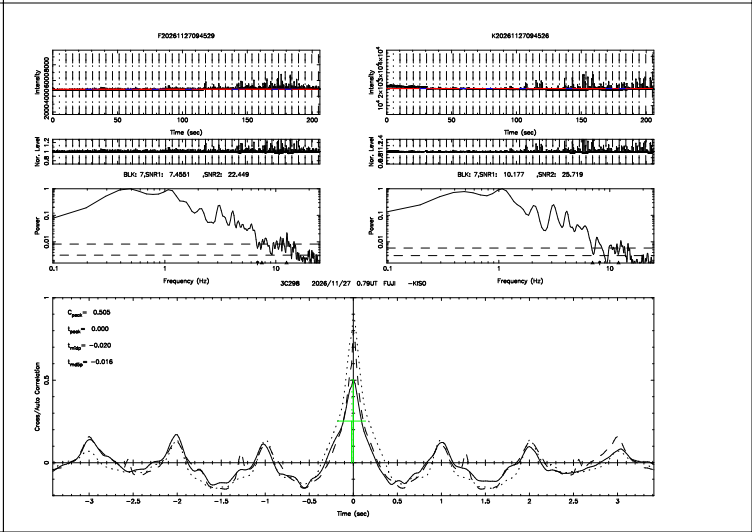
F20261127094529
K20261127094526
BLK: 7,SNR1: 7.4551 ,SNR2: 22.449
BLK: 7,SNR1: 10.177 ,SNR2: 25.719
3C298 2026/11/27 0.79UT FUJI -KISO
C_peak= 0.505
t_peak= 0.000
t_mtdp= -0.020
t_mtdp= -0.016
Time (sec)
Frequency (Hz)
Cross/Auto Correlation

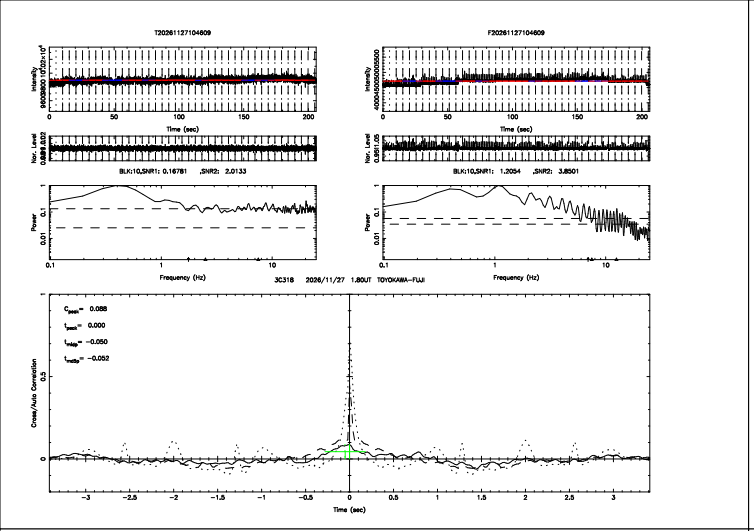
T20261127104609
F20261127104609
BLK:10,SNR1: 0.16781 ,SNR2: 2.0133
BLK:10,SNR1: 1.2034 ,SNR2: 3.8501
3C318 2026/11/27 1.80UT TOYOKAWA-FUJI
C_peak= 0.088
t_peak= 0.000
t_edge= -0.050
t_edge= -0.052
Time (sec)
Frequency (Hz)
Cross/Auto Correlation

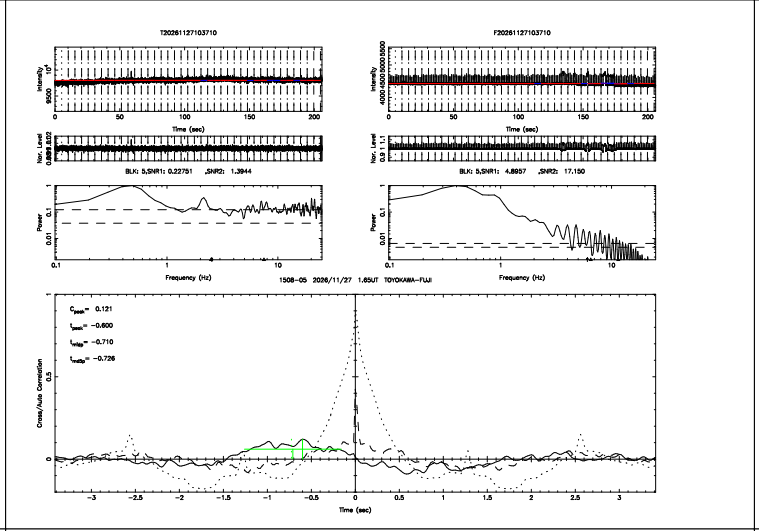
T20261127103710
F20261127103710
BLK: 5,SNR1: 0.22751 ,SNR2: 1.3944
BLK: 5,SNR1: 4.8957 ,SNR2: 17.150
1508-05 2026/11/27 1.65UT TOYOKAWA-FUJI
C_peak= 0.121
t_peak= -0.600
t_edge= -0.710
t_edge= -0.726
Time (sec)
Frequency (Hz)
Cross/Auto Correlation

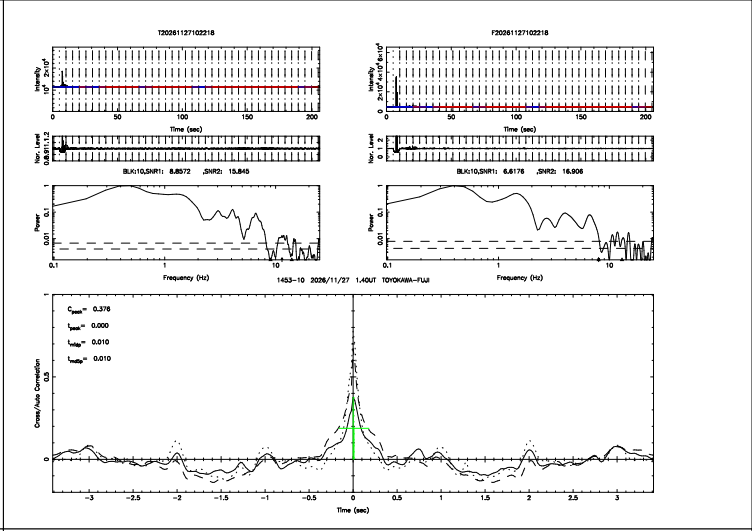
T20261127102218
F20261127102218
BLK:10,SNR1: 8.8572 ,SNR2: 15.845
BLK:10,SNR1: 6.6176 ,SNR2: 16.906
1453-10 2026/11/27 1.40UT TOYOKAWA-FUJI
C_peak= 0.376
t_peak= 0.000
t_edge= 0.010
t_edge= 0.010
Time (sec)
Frequency (Hz)
Cross/Auto Correlation

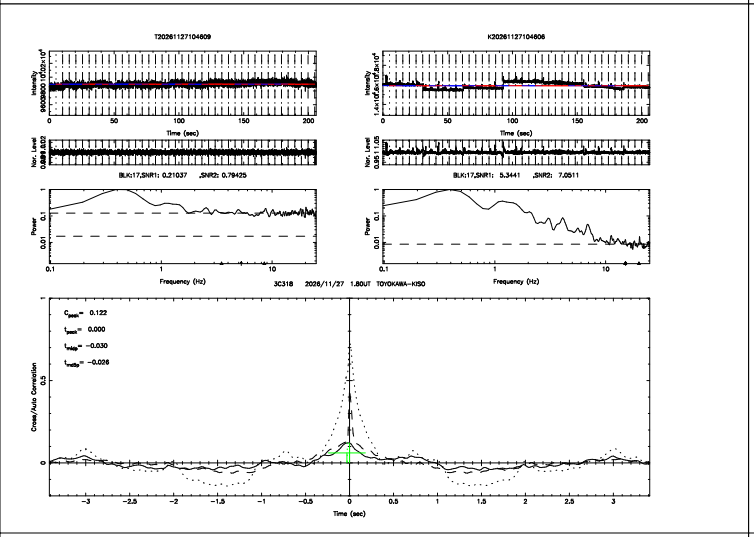
T20261127104609
K20261127104606
BLK:17,SNR1: 0.21037 ,SNR2: 0.79425
BLK:17,SNR1: 3.3441 ,SNR2: 7.0511
3C318 2026/11/27 1.80UT TOYOKAWA-KISO
C_peak= 0.122
t_peak= 0.000
t_edge= -0.030
t_edge= -0.026
Time (sec)
Frequency (Hz)
Cross/Auto Correlation

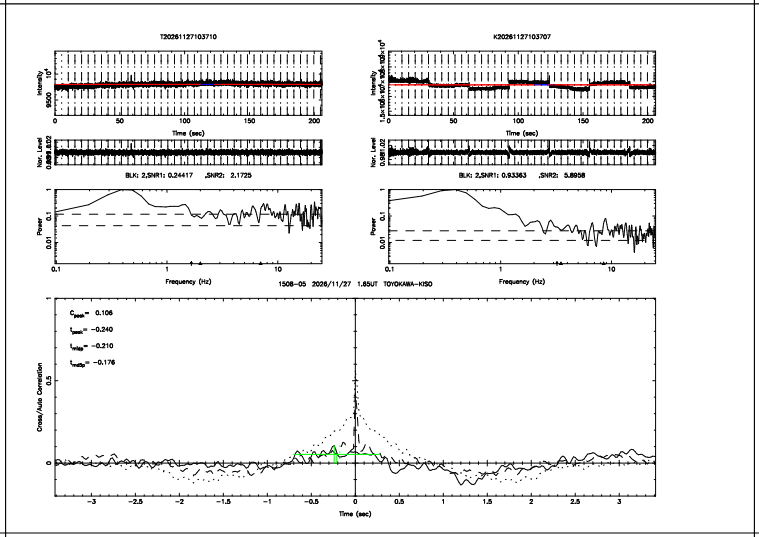
T20261127103710
K20261127103707
BLK: 2,SNR1: 0.24417 ,SNR2: 2.1725
BLK: 2,SNR1: 0.93363 ,SNR2: 5.8998
1508-05 2026/11/27 1.65UT TOYOKAWA-KISO
C_peak= 0.106
t_peak= -0.240
t_edge= -0.210
t_edge= -0.176
Time (sec)
Frequency (Hz)
Cross/Auto Correlation

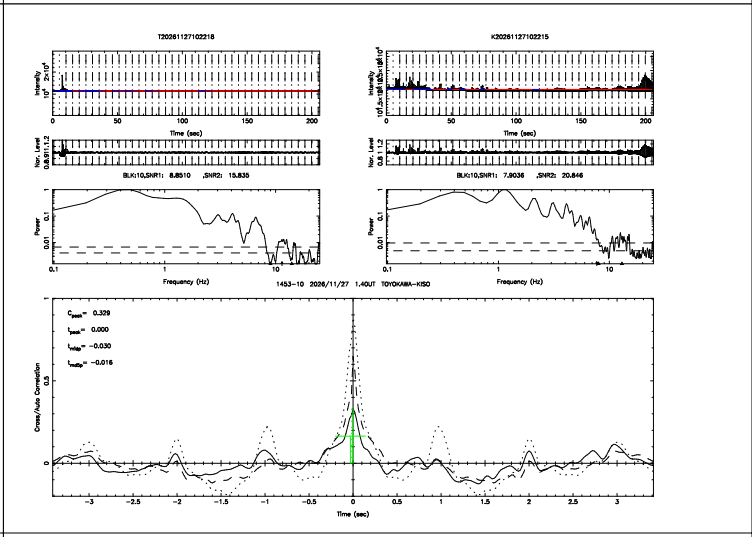
T20261127102218
K20261127102215
BLK:10,SNR1: 8.8510 ,SNR2: 15.835
BLK:10,SNR1: 7.9036 ,SNR2: 20.846
1453-10 2026/11/27 1.40UT TOYOKAWA-KISO
C_peak= 0.329
t_peak= 0.000
t_edge= -0.030
t_edge= -0.016
Time (sec)
Frequency (Hz)
Cross/Auto Correlation

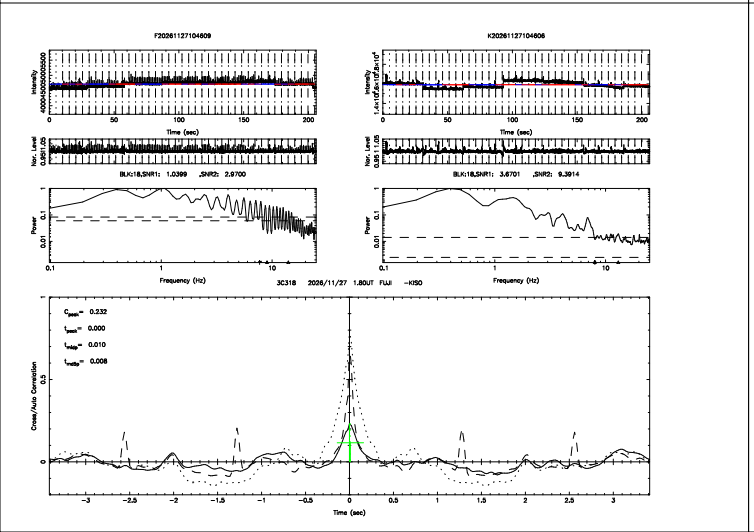
F20261127104609
K20261127104606
BLK:18,SNR1: 1.0399 ,SNR2: 2.9700
BLK:18,SNR1: 3.6701 ,SNR2: 9.3914
3C318 2026/11/27 1.80UT FUJI -KISO
C_peak= 0.232
t_peak= 0.000
t_edge= 0.010
t_edge= 0.008
Time (sec)
Frequency (Hz)
Cross/Auto Correlation

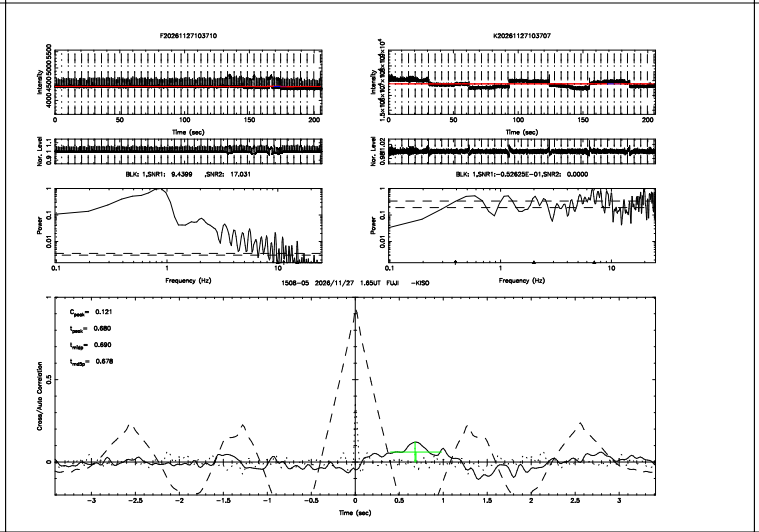
F20261127103710
K20261127103707
BLK: 1,SNR1: 9.4399 ,SNR2: 17.031
BLK: 1,SNR1:-0.52625E-01,SNR2: 0.0000
1508-05 2026/11/27 1.65UT FUJI -KISO
C_peak= 0.121
t_peak= 0.680
t_edge= 0.690
t_edge= 0.678
Time (sec)
Frequency (Hz)
Cross/Auto Correlation

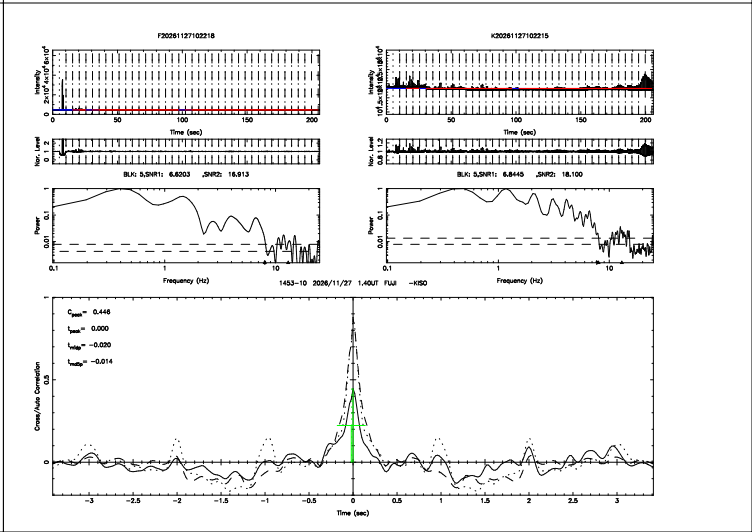
F20261127102218
K20261127102215
BLK: 5,SNR1: 6.6203 ,SNR2: 15.913
BLK: 5,SNR1: 6.8445 ,SNR2: 18.100
1453-10 2026/11/27 1.40UT FUJI -KISO
C_peak= 0.446
t_peak= 0.000
t_edge= -0.020
t_edge= -0.014
Time (sec)
Frequency (Hz)
Cross/Auto Correlation

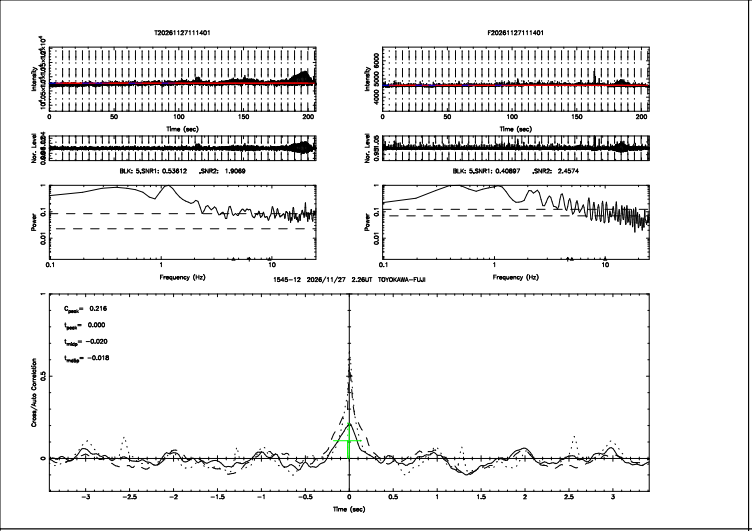
T20261127111401
F20261127111401
BLK: 5,SNR1: 0.53612 ,SNR2: 1.9069
BLK: 5,SNR1: 0.40897 ,SNR2: 2.4574
1545-12 2026/11/27 2.26UT TOYOKAWA-FUJI
C_{peak}= 0.216
t_{peak}= 0.000
t_{cdip}= −0.020
t_{mdip}= −0.016
Cross/Auto Correlation
Time (sec)

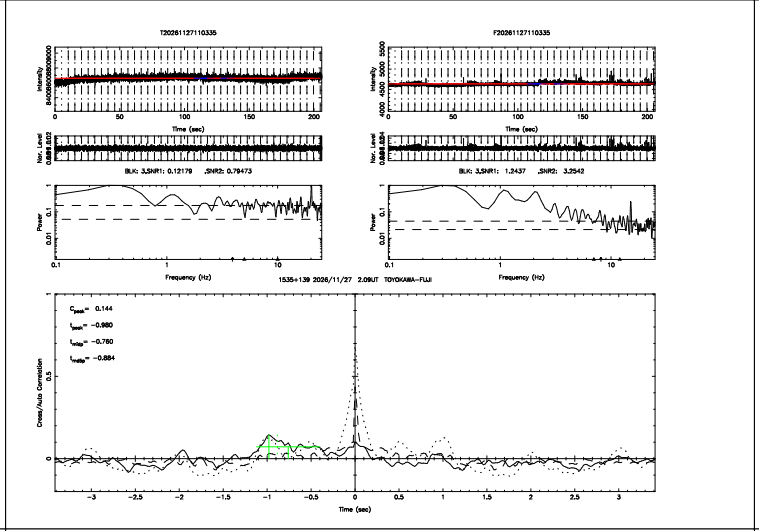
T20261127110335
F20261127110335
BLK: 3,SNR1: 0.12179 ,SNR2: 0.79473
BLK: 3,SNR1: 1.2437 ,SNR2: 3.2542
1535+139 2026/11/27 2.09UT TOYOKAWA-FUJI
C_{peak}= 0.144
t_{peak}= −0.980
t_{cdip}= −0.760
t_{mdip}= −0.884
Cross/Auto Correlation
Time (sec)

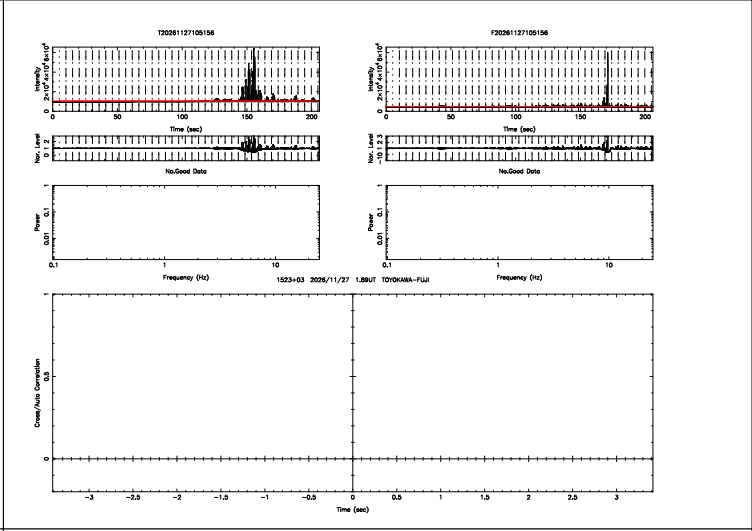
T20261127105156
F20261127105156
No.Good Data
No.Good Data
1523+03 2026/11/27 1.89UT TOYOKAWA-FUJI
Cross/Auto Correlation
Time (sec)

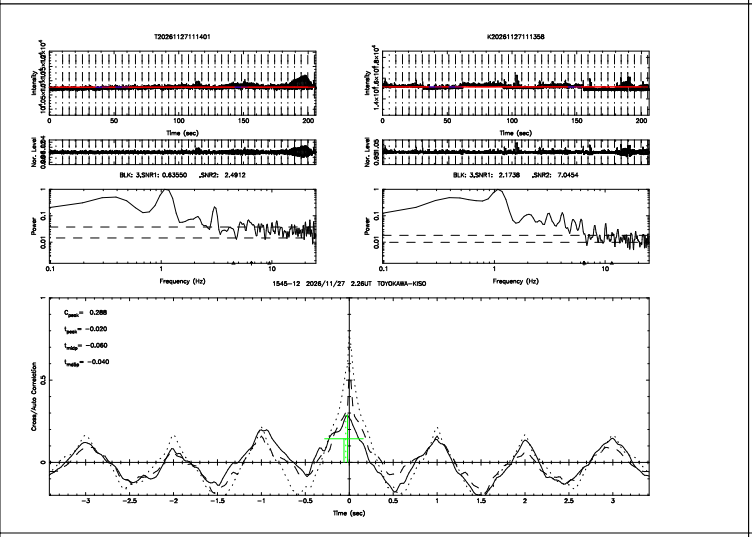
T20261127111401
K20261127111358
BLK: 5,SNR1: 0.63550 ,SNR2: 2.4912
BLK: 5,SNR1: 2.1738 ,SNR2: 7.0454
1545-12 2026/11/27 2.26UT TOYOKAWA-KISO
C_{peak}= 0.288
t_{peak}= −0.020
t_{cdip}= −0.060
t_{mdip}= −0.040
Cross/Auto Correlation
Time (sec)

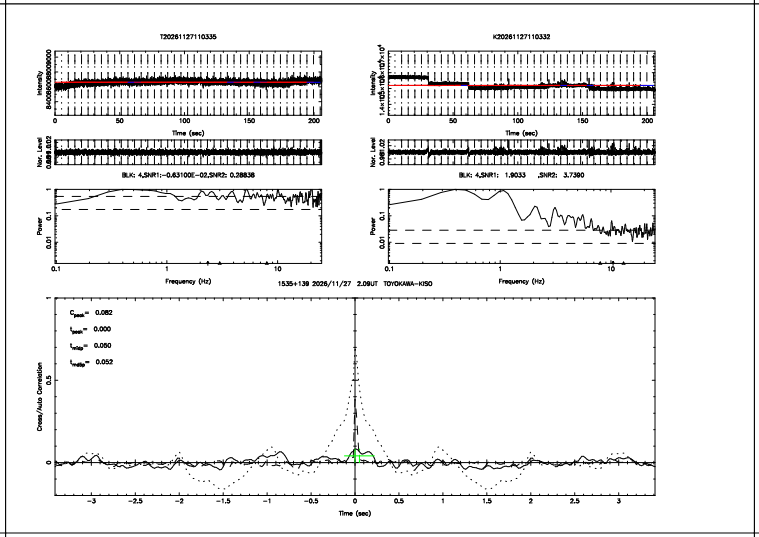
T20261127110335
K20261127110332
BLK: 4,SNR1: −0.63100E−02,SNR2: 0.38838
BLK: 4,SNR1: 1.9033 ,SNR2: 3.7390
1535+139 2026/11/27 2.09UT TOYOKAWA-KISO
C_{peak}= 0.082
t_{peak}= 0.000
t_{cdip}= 0.050
t_{mdip}= 0.052
Cross/Auto Correlation
Time (sec)

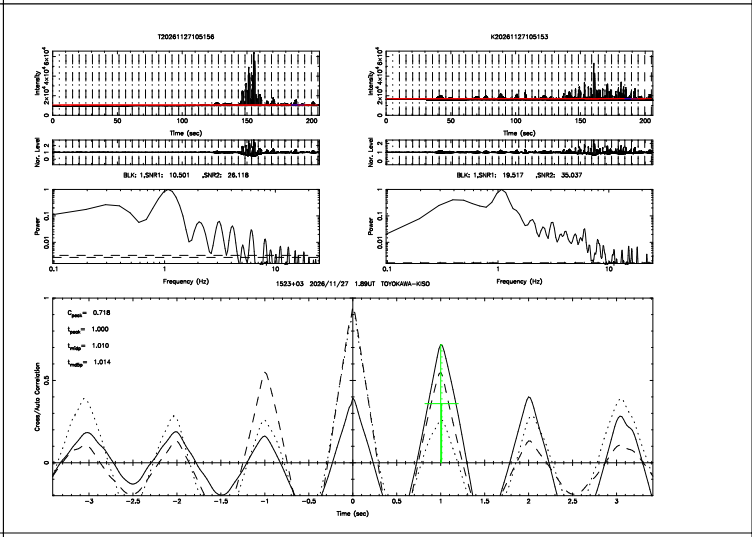
T20261127105156
K20261127105153
BLK: 1,SNR1: 10.501 ,SNR2: 26.118
BLK: 1,SNR1: 10.517 ,SNR2: 35.037
1523+03 2026/11/27 1.89UT TOYOKAWA-KISO
C_{peak}= 0.718
t_{peak}= 1.000
t_{cdip}= 1.010
t_{mdip}= 1.014
Cross/Auto Correlation
Time (sec)

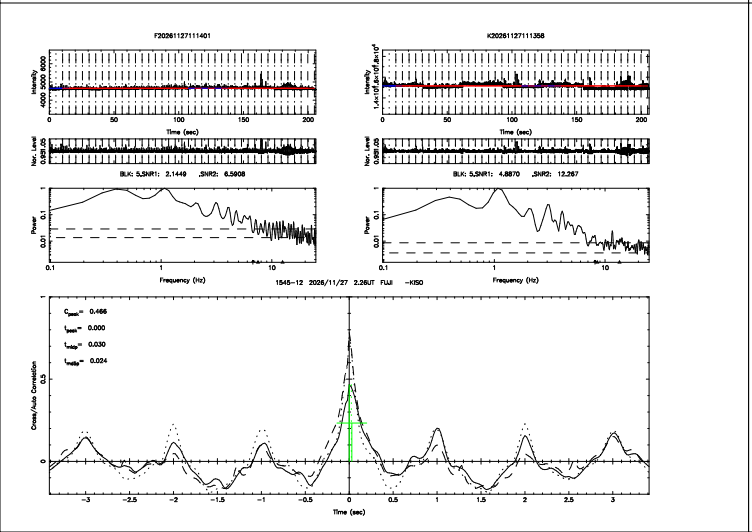
F20261127111401
K20261127111358
BLK: 5,SNR1: 2.1449 ,SNR2: 6.5908
BLK: 5,SNR1: 4.8870 ,SNR2: 12.267
1545-12 2026/11/27 2.26UT FUJI -KISO
C_{peak}= 0.466
t_{peak}= 0.000
t_{cdip}= 0.030
t_{mdip}= 0.024
Cross/Auto Correlation
Time (sec)

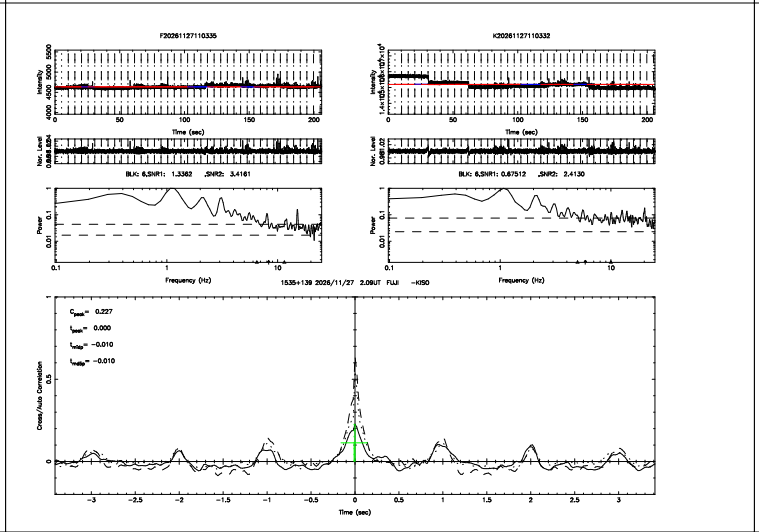
F20261127110335
K20261127110332
BLK: 6,SNR1: 1.3362 ,SNR2: 3.4161
BLK: 6,SNR1: 0.67512 ,SNR2: 2.4130
1535+139 2026/11/27 2.09UT FUJI -KISO
C_{peak}= 0.227
t_{peak}= 0.000
t_{cdip}= −0.010
t_{mdip}= −0.010
Cross/Auto Correlation
Time (sec)

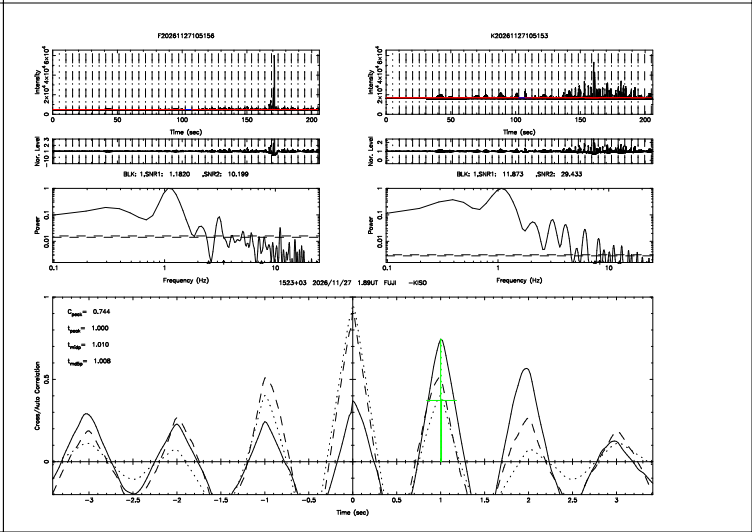
F20261127105156
K20261127105153
BLK: 1,SNR1: 1.1820 ,SNR2: 10.199
BLK: 1,SNR1: 11.873 ,SNR2: 29.433
1523+03 2026/11/27 1.89UT FUJI -KISO
C_{peak}= 0.744
t_{peak}= 1.000
t_{cdip}= 1.010
t_{mdip}= 1.008
Cross/Auto Correlation
Time (sec)

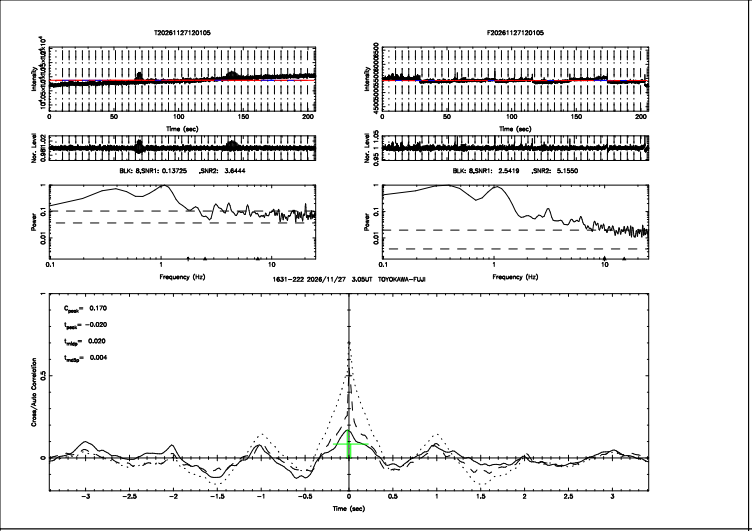
T20261127120105
F20261127120105
BLK: 8,SNR1: 0.13725 ,SNR2: 3.6444
BLK: 8,SNR1: 2.5419 ,SNR2: 5.1550
1631-222 2026/11/27 3.0SUT TOYOKAWA-FUJI
C_peak= 0.170
t_peak= -0.020
t_edge= 0.020
t_edge= 0.004
Time (sec)
Frequency (Hz)
Cross/Auto Correlation

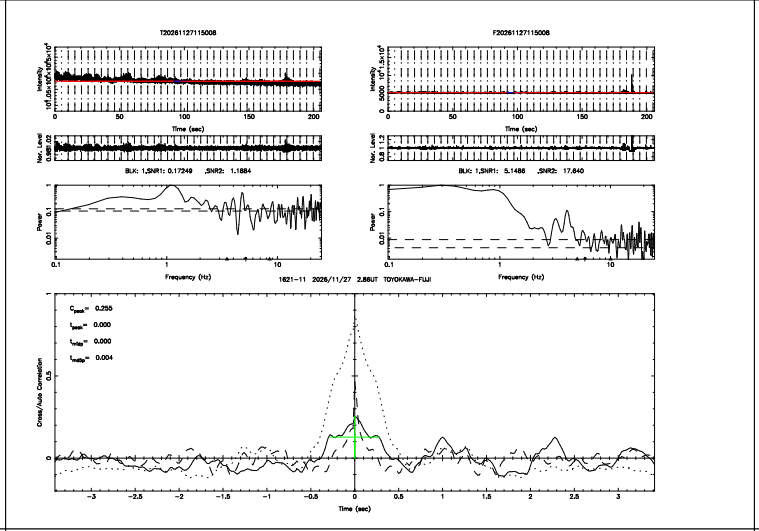
T20261127115008
F20261127115008
BLK: 1,SNR1: 0.17249 ,SNR2: 1.1884
BLK: 1,SNR1: 5.1486 ,SNR2: 17.640
1621-11 2026/11/27 2.8SUT TOYOKAWA-FUJI
C_peak= 0.255
t_peak= 0.000
t_edge= 0.000
t_edge= 0.004
Time (sec)
Frequency (Hz)
Cross/Auto Correlation

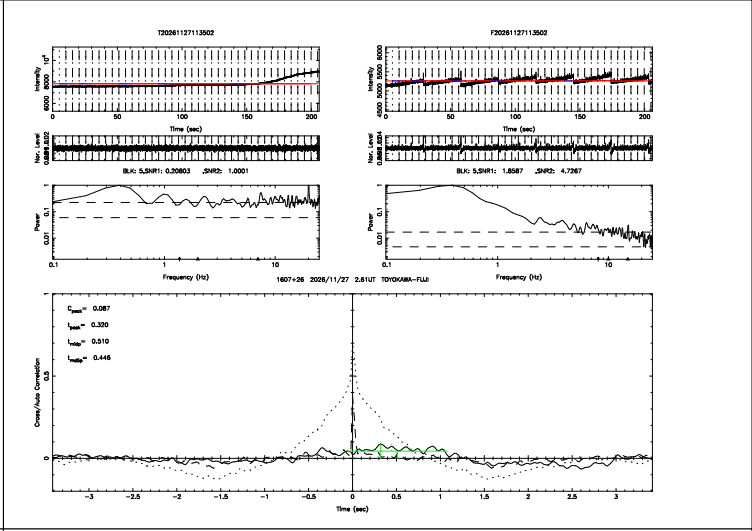
T20261127113502
F20261127113502
BLK: 5,SNR1: 0.20803 ,SNR2: 1.0001
BLK: 5,SNR1: 1.8587 ,SNR2: 4.7267
1607+26 2026/11/27 2.6IUT TOYOKAWA-FUJI
C_peak= 0.087
t_peak= 0.320
t_edge= 0.510
t_edge= 0.446
Time (sec)
Frequency (Hz)
Cross/Auto Correlation

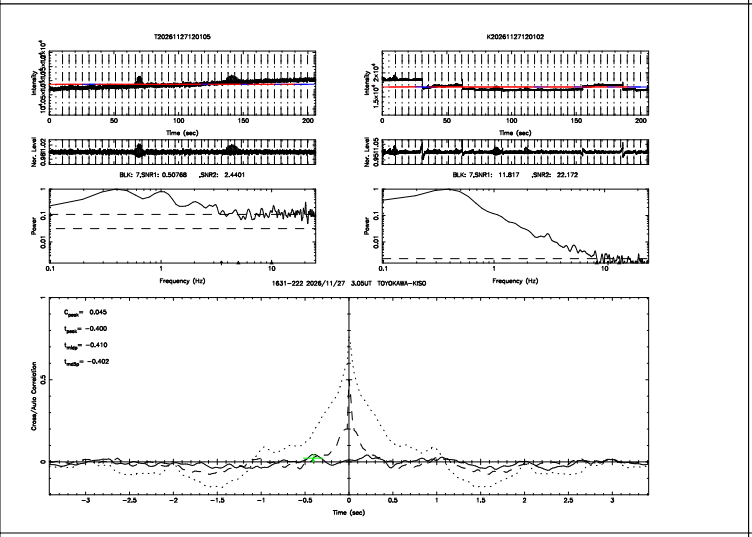
T20261127120105
K20261127120102
BLK: 7,SNR1: 0.50768 ,SNR2: 2.4401
BLK: 7,SNR1: 11.817 ,SNR2: 22.172
1631-222 2026/11/27 3.0SUT TOYOKAWA-KISO
C_peak= 0.045
t_peak= -0.400
t_edge= -0.410
t_edge= -0.402
Time (sec)
Frequency (Hz)
Cross/Auto Correlation

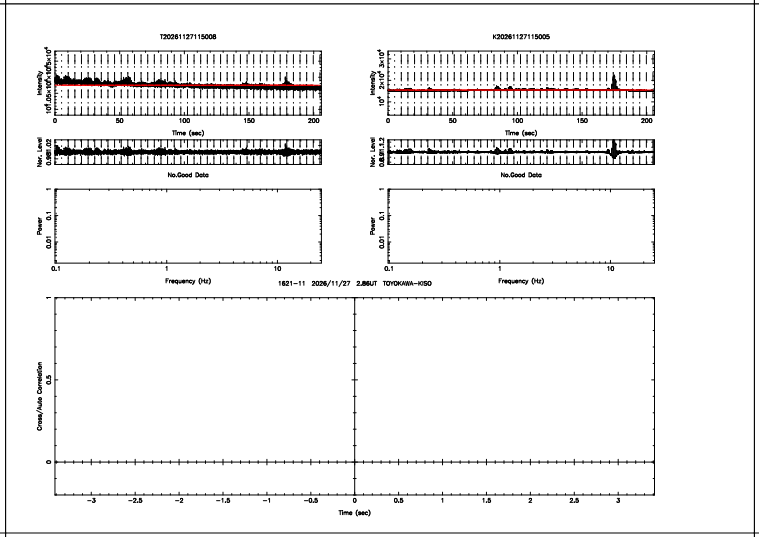
T20261127115008
K20261127115005
No.Good Data
No.Good Data
1621-11 2026/11/27 2.8SUT TOYOKAWA-KISO
Time (sec)
Frequency (Hz)
Cross/Auto Correlation

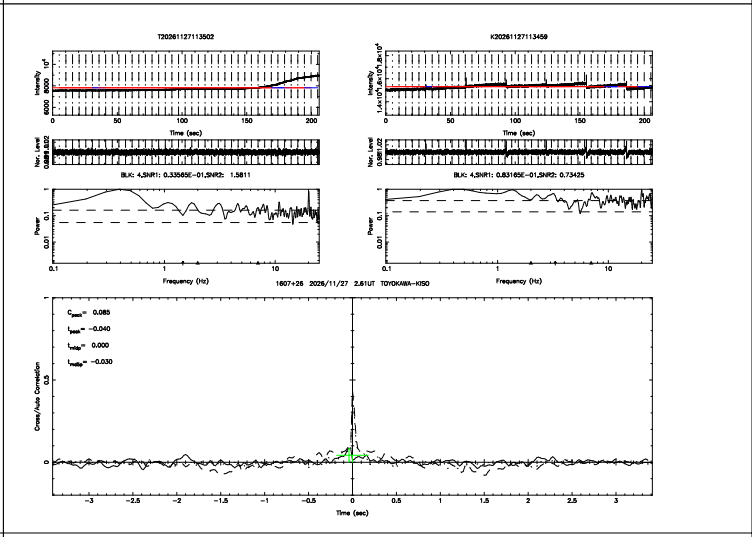
T20261127113502
K20261127113459
BLK: 4,SNR1: 0.33565E-01,SNR2: 1.5811
BLK: 4,SNR1: 0.83165E-01,SNR2: 0.73425
1607+26 2026/11/27 2.6IUT TOYOKAWA-KISO
C_peak= 0.083
t_peak= -0.040
t_edge= 0.000
t_edge= -0.030
Time (sec)
Frequency (Hz)
Cross/Auto Correlation

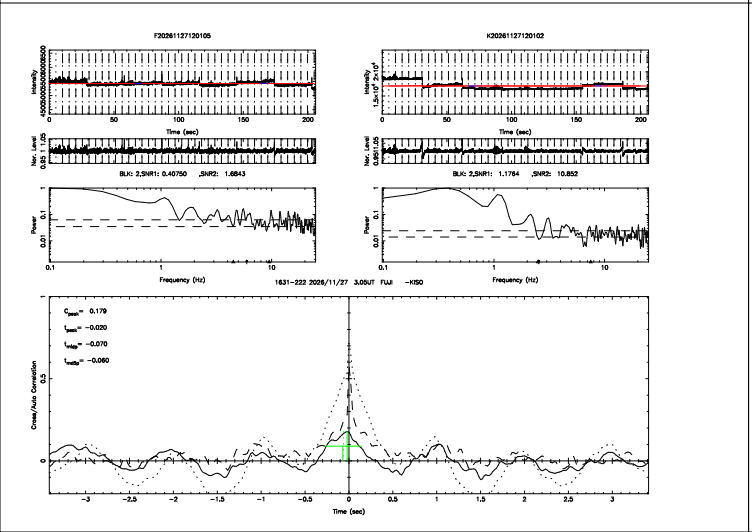
F20261127120105
K20261127120102
BLK: 2,SNR1: 0.40750 ,SNR2: 1.6843
BLK: 2,SNR1: 1.1764 ,SNR2: 10.852
1631-222 2026/11/27 3.0SUT FUJI -KISO
C_peak= 0.179
t_peak= -0.020
t_edge= -0.070
t_edge= -0.060
Time (sec)
Frequency (Hz)
Cross/Auto Correlation

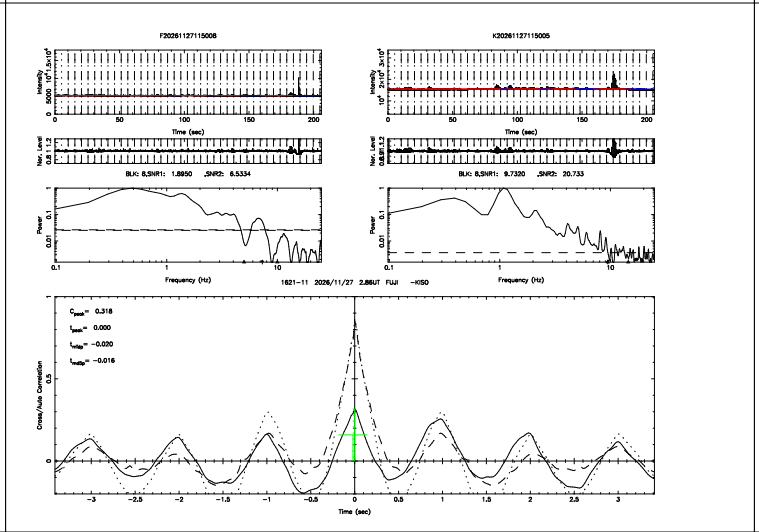
F20261127115008
K20261127115005
BLK: 8,SNR1: 1.8950 ,SNR2: 6.5334
BLK: 8,SNR1: 9.7320 ,SNR2: 20.733
1621-11 2026/11/27 2.8SUT FUJI -KISO
C_peak= 0.318
t_peak= 0.000
t_edge= -0.020
t_edge= -0.016
Time (sec)
Frequency (Hz)
Cross/Auto Correlation

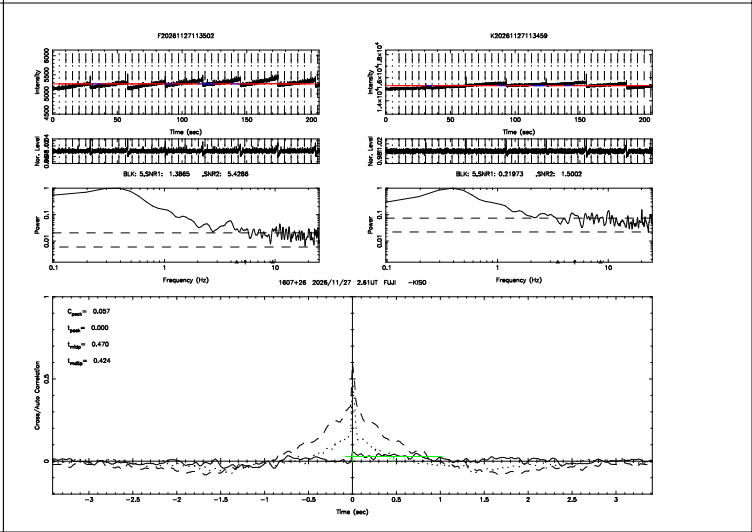
F20261127113502
K20261127113459
BLK: 5,SNR1: 1.3865 ,SNR2: 5.4286
BLK: 5,SNR1: 0.21973 ,SNR2: 1.5002
1607+26 2026/11/27 2.6IUT FUJI -KISO
C_peak= 0.057
t_peak= 0.000
t_edge= 0.470
t_edge= 0.424
Time (sec)
Frequency (Hz)
Cross/Auto Correlation

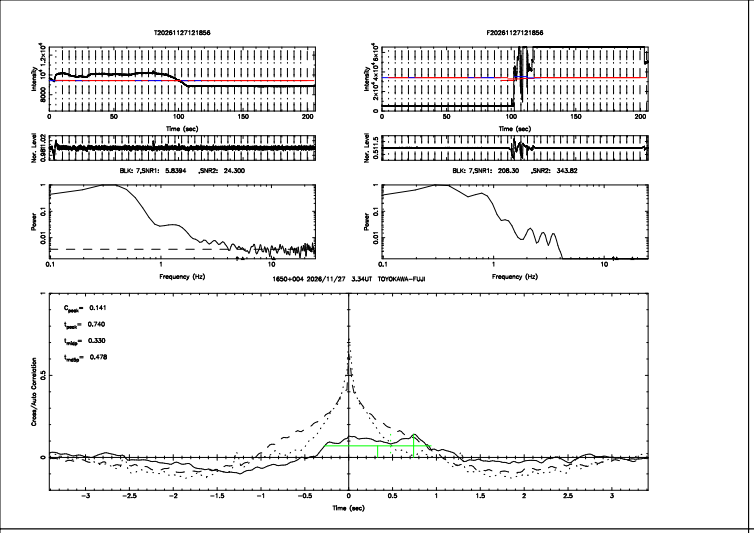
T20261127121856
F20261127121856
BLK: 7,SNR1: 5.8394 ,SNR2: 24.300
BLK: 7,SNR1: 206.30 ,SNR2: 343.82
1650+004 2026/11/27 3.34UT TOYOKAWA-FUJI
Cpeak= 0.141
tpeak= 0.740
tedge= 0.330
tcntr= 0.478

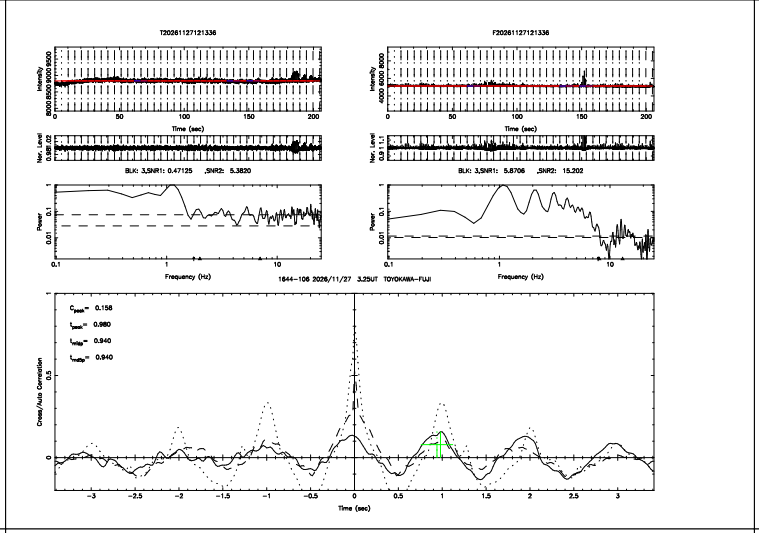
T20261127121336
F20261127121336
BLK: 3,SNR1: 0.47125 ,SNR2: 5.3820
BLK: 3,SNR1: 5.8706 ,SNR2: 15.202
1644-106 2026/11/27 3.25UT TOYOKAWA-FUJI
Cpeak= 0.158
tpeak= 0.980
tedge= 0.940
tcntr= 0.940

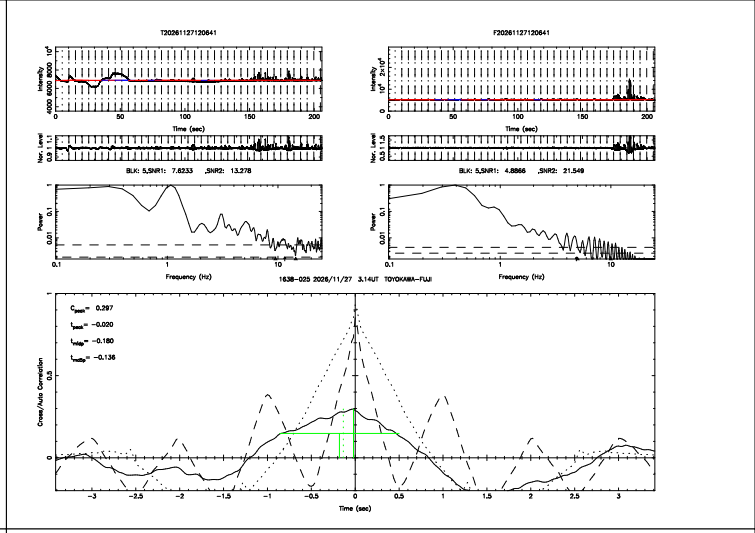
T20261127120641
F20261127120641
BLK: 5,SNR1: 7.6233 ,SNR2: 13.278
BLK: 5,SNR1: 4.8866 ,SNR2: 21.549
1638-025 2026/11/27 3.14UT TOYOKAWA-FUJI
Cpeak= 0.297
tpeak= -0.020
tedge= -0.180
tcntr= -0.136

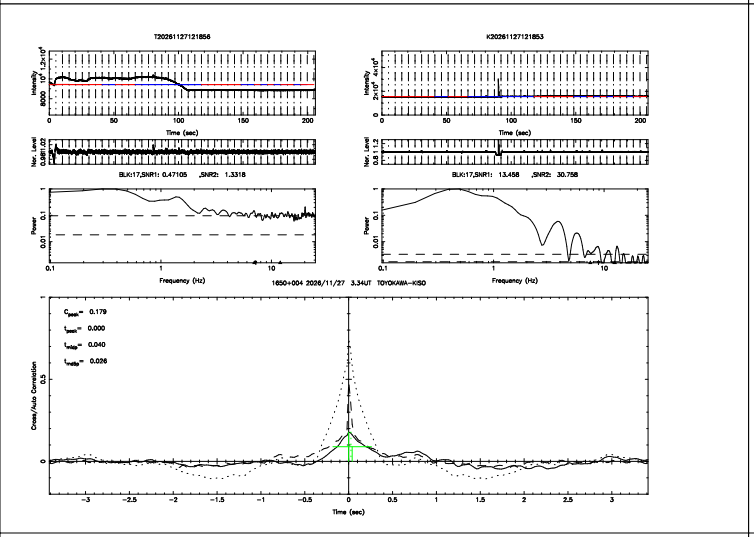
T20261127121856
K20261127121853
BLK:17,SNR1: 0.47105 ,SNR2: 1.3318
BLK:17,SNR1: 13.458 ,SNR2: 30.758
1650+004 2026/11/27 3.34UT TOYOKAWA-KISO
Cpeak= 0.179
tpeak= 0.000
tedge= 0.040
tcntr= 0.026

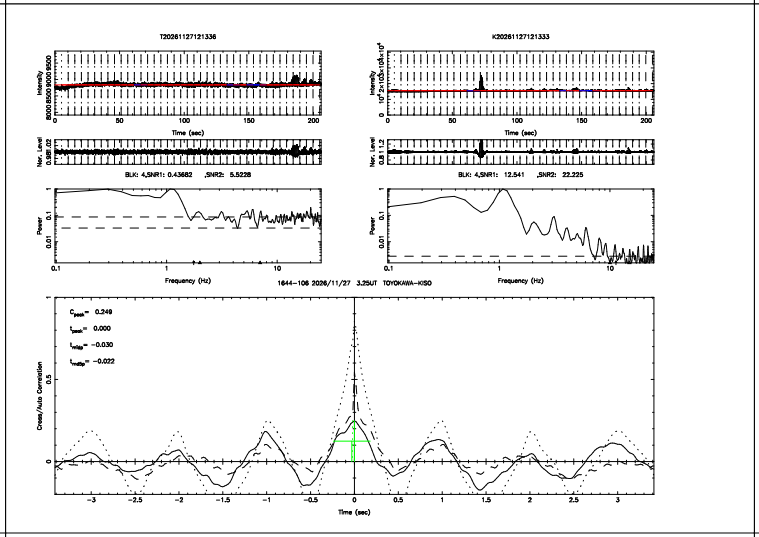
T20261127121336
K20261127121333
BLK: 4,SNR1: 0.43682 ,SNR2: 5.5228
BLK: 4,SNR1: 12.541 ,SNR2: 22.235
1644-106 2026/11/27 3.25UT TOYOKAWA-KISO
Cpeak= 0.249
tpeak= 0.000
tedge= -0.030
tcntr= -0.022

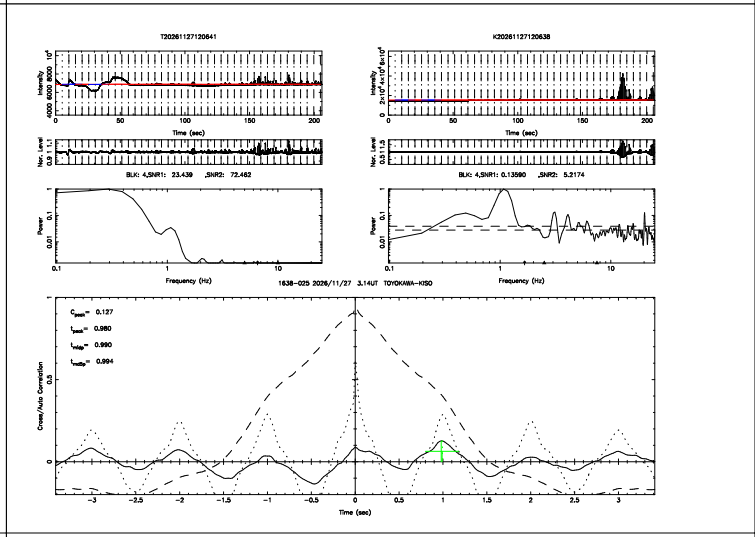
T20261127120641
K20261127120638
BLK: 4,SNR1: 23.439 ,SNR2: 72.462
BLK: 4,SNR1: 0.13590 ,SNR2: 5.2174
1638-025 2026/11/27 3.14UT TOYOKAWA-KISO
Cpeak= 0.127
tpeak= 0.980
tedge= 0.990
tcntr= 0.994

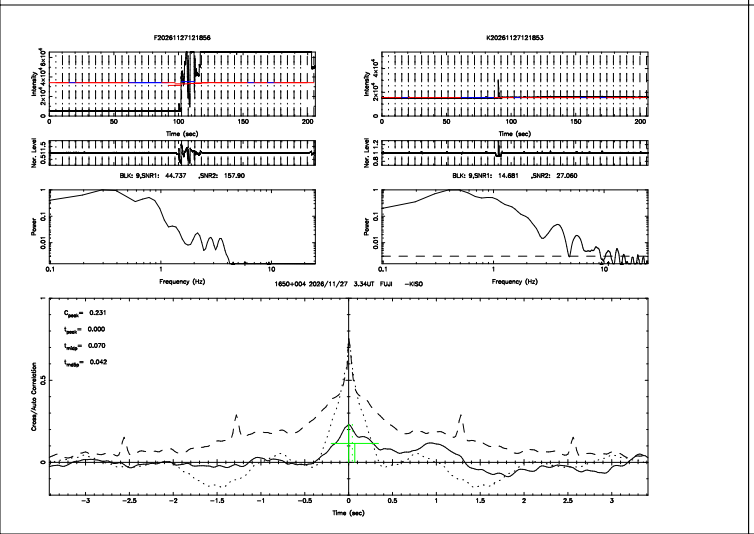
F20261127121856
K20261127121853
BLK: 9,SNR1: 44.737 ,SNR2: 157.90
BLK: 9,SNR1: 14.681 ,SNR2: 27.060
1650+004 2026/11/27 3.34UT FUJI -KISO
Cpeak= 0.231
tpeak= 0.000
tedge= 0.070
tcntr= 0.042

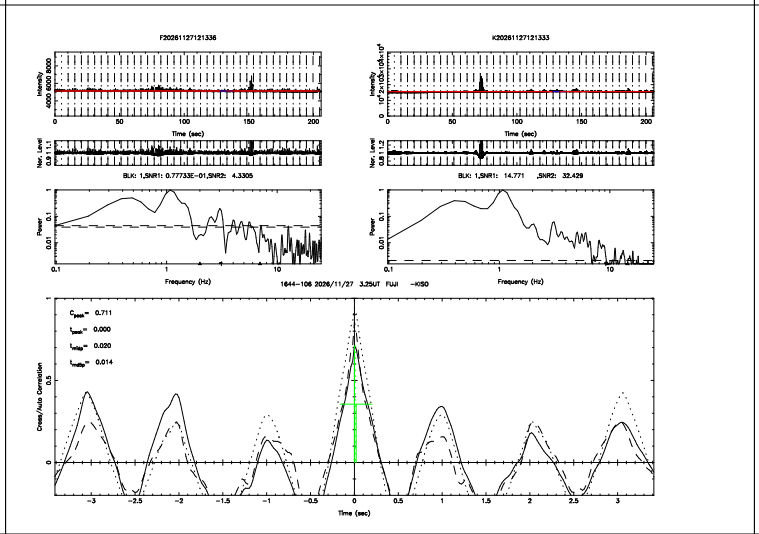
F20261127121336
K20261127121333
BLK: 1,SNR1: 0.77733E-01,SNR2: 4.3305
BLK: 1,SNR1: 14.771 ,SNR2: 32.429
1644-106 2026/11/27 3.25UT FUJI -KISO
Cpeak= 0.711
tpeak= 0.000
tedge= 0.020
tcntr= 0.014

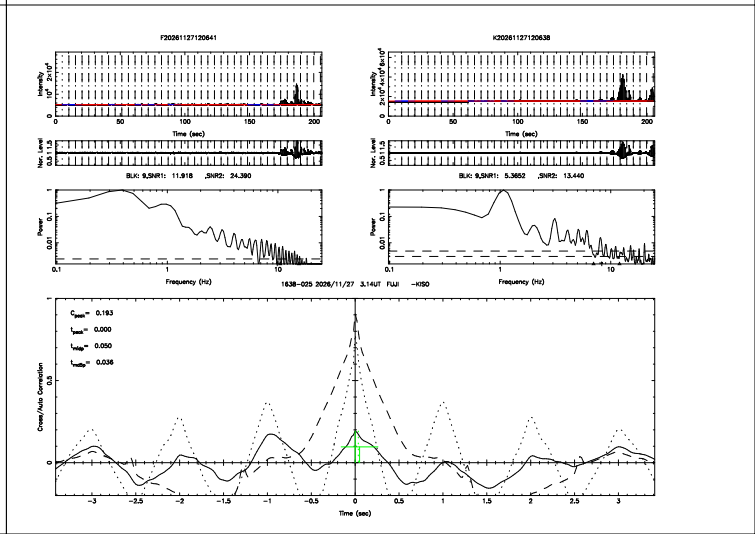
F20261127120641
K20261127120638
BLK: 9,SNR1: 11.918 ,SNR2: 24.390
BLK: 9,SNR1: 5.3652 ,SNR2: 13.440
1638-025 2026/11/27 3.14UT FUJI -KISO
Cpeak= 0.193
tpeak= 0.000
tedge= 0.050
tcntr= 0.036

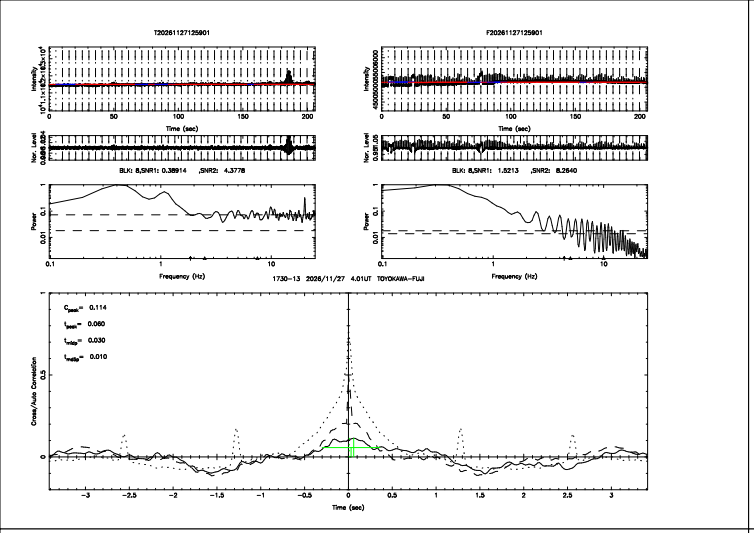
T20261127125901
F20261127125901
BLK: 8,SNR1: 0.38914 ,SNR2: 4.3778
BLK: 8,SNR1: 1.5213 ,SNR2: 8.2640
1730-13 2026/11/27 4.01UT TOYOKAWA-FUJI
C_peak= 0.114
t_peak= 0.060
t_edge= 0.030
t_edge= 0.010
Time (sec)
Frequency (Hz)
Cross/Auto Correlation

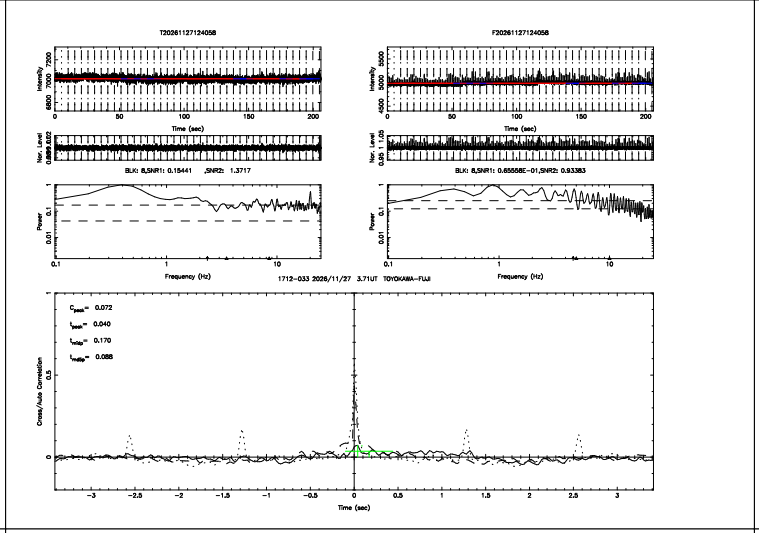
T20261127124058
F20261127124058
BLK: 8,SNR1: 0.15441 ,SNR2: 1.3717
BLK: 8,SNR1: 0.65558E-01,SNR2: 0.93383
1712-033 2026/11/27 3.71UT TOYOKAWA-FUJI
C_peak= 0.072
t_peak= 0.040
t_edge= 0.170
t_edge= 0.088
Time (sec)
Frequency (Hz)
Cross/Auto Correlation

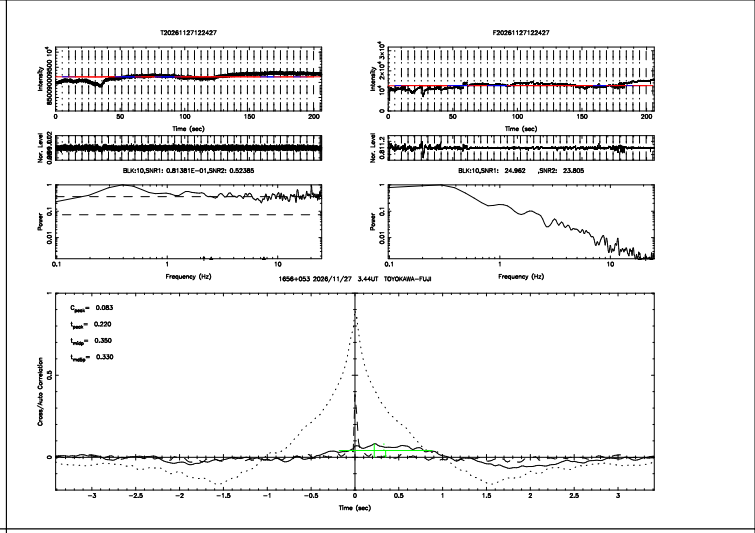
T20261127123427
F20261127123427
BLK:10,SNR1: 0.61381E-01,SNR2: 0.52385
BLK:10,SNR1: 24.962 ,SNR2: 23.805
1656+053 2026/11/27 3.44UT TOYOKAWA-FUJI
C_peak= 0.083
t_peak= 0.220
t_edge= 0.350
t_edge= 0.330
Time (sec)
Frequency (Hz)
Cross/Auto Correlation

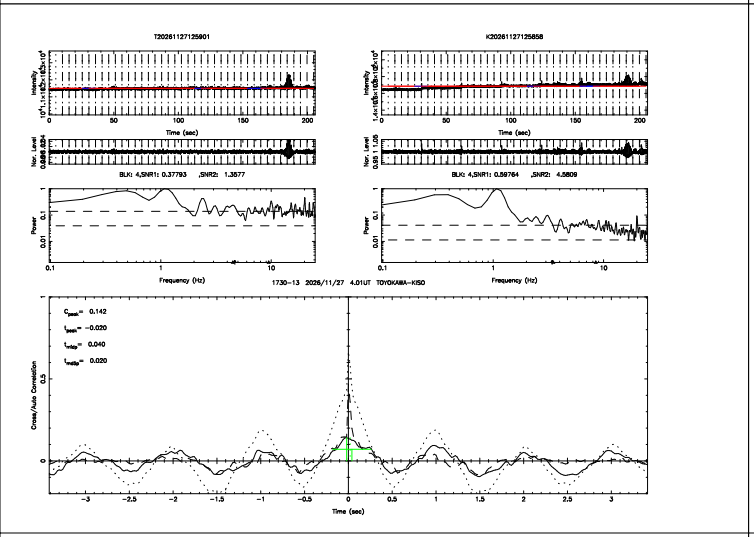
T20261127125901
K20261127125858
BLK: 4,SNR1: 0.37793 ,SNR2: 1.3577
BLK: 4,SNR1: 0.59764 ,SNR2: 4.5809
1730-13 2026/11/27 4.01UT TOYOKAWA-KISO
C_peak= 0.142
t_peak= -0.020
t_edge= 0.040
t_edge= 0.020
Time (sec)
Frequency (Hz)
Cross/Auto Correlation

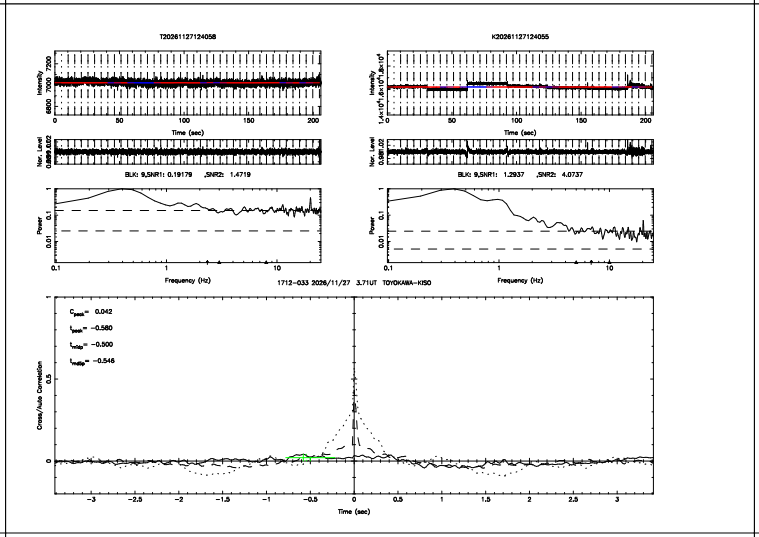
T20261127124058
K20261127124055
BLK: 9,SNR1: 0.19179 ,SNR2: 1.4719
BLK: 9,SNR1: 1.2937 ,SNR2: 4.0737
1712-033 2026/11/27 3.71UT TOYOKAWA-KISO
C_peak= 0.042
t_peak= -0.580
t_edge= -0.500
t_edge= -0.546
Time (sec)
Frequency (Hz)
Cross/Auto Correlation

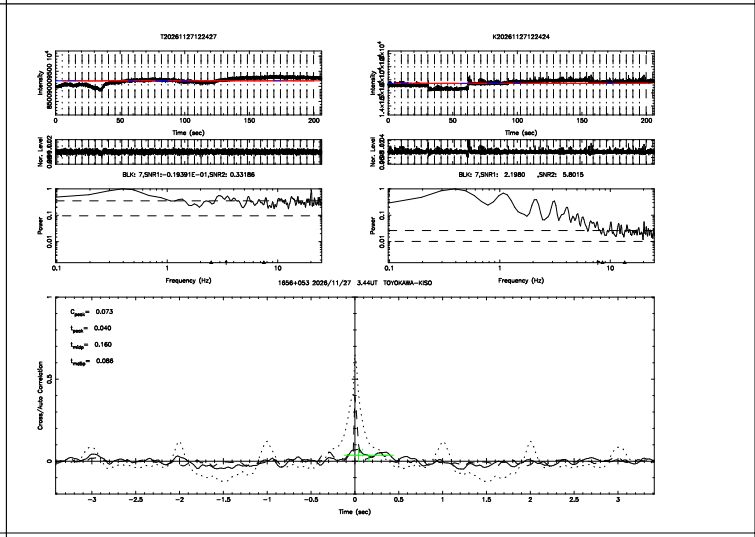
T20261127123427
K20261127123424
BLK: 7,SNR1:-0.19391E-01,SNR2: 0.33186
BLK: 7,SNR1: 2.1980 ,SNR2: 5.8015
1656+053 2026/11/27 3.44UT TOYOKAWA-KISO
C_peak= 0.073
t_peak= 0.040
t_edge= 0.160
t_edge= 0.086
Time (sec)
Frequency (Hz)
Cross/Auto Correlation

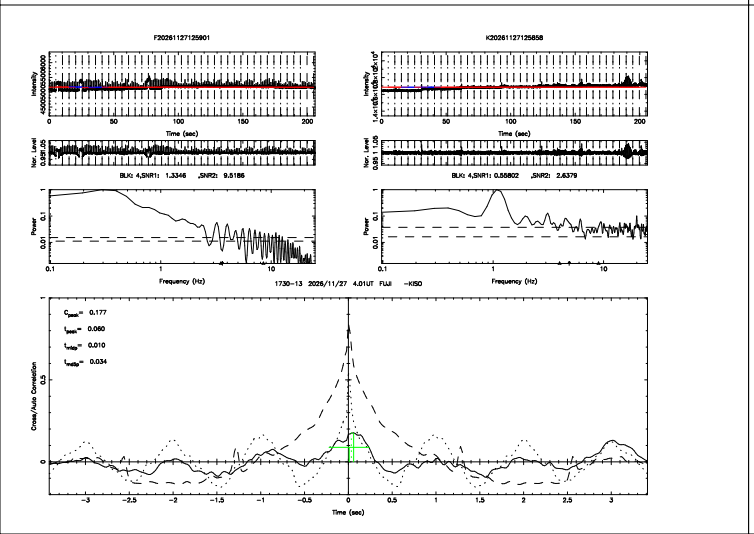
F20261127125901
K20261127125858
BLK: 4,SNR1: 1.3346 ,SNR2: 9.5186
BLK: 4,SNR1: 0.55802 ,SNR2: 2.6379
1730-13 2026/11/27 4.01UT FUJI -KISO
C_peak= 0.177
t_peak= 0.060
t_edge= 0.010
t_edge= 0.034
Time (sec)
Frequency (Hz)
Cross/Auto Correlation

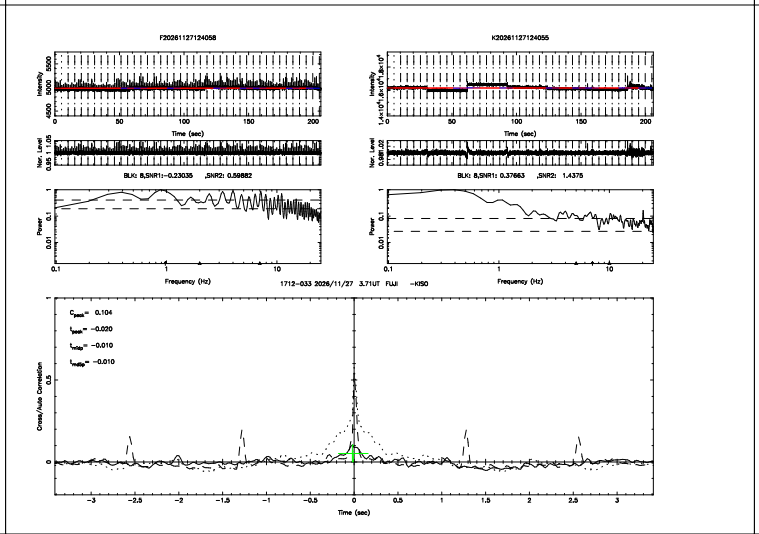
F20261127124058
K20261127124055
BLK: 8,SNR1:-0.23035 ,SNR2: 0.59882
BLK: 8,SNR1: 0.37663 ,SNR2: 1.4375
1712-033 2026/11/27 3.71UT FUJI -KISO
C_peak= 0.104
t_peak= -0.020
t_edge= -0.010
t_edge= -0.010
Time (sec)
Frequency (Hz)
Cross/Auto Correlation

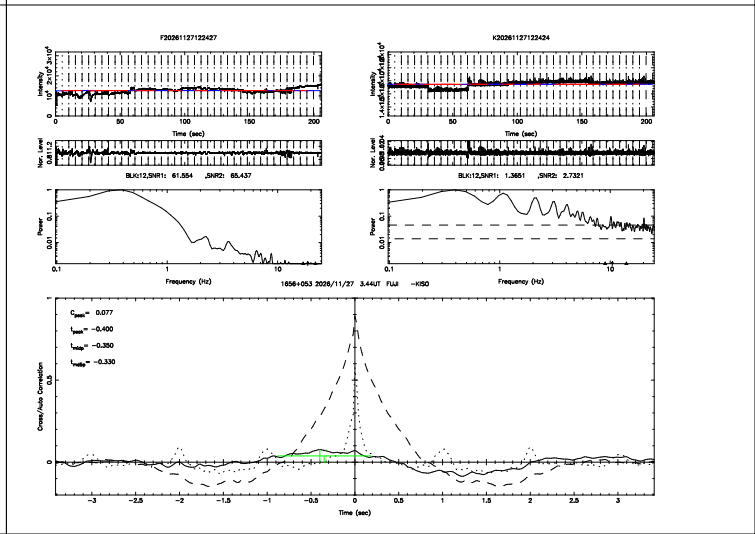
F20261127123427
K20261127123424
BLK:12,SNR1: 61.554 ,SNR2: 65.437
BLK:12,SNR1: 1.3651 ,SNR2: 2.7321
1656+053 2026/11/27 3.44UT FUJI -KISO
C_peak= 0.077
t_peak= -0.400
t_edge= -0.350
t_edge= -0.330
Time (sec)
Frequency (Hz)
Cross/Auto Correlation

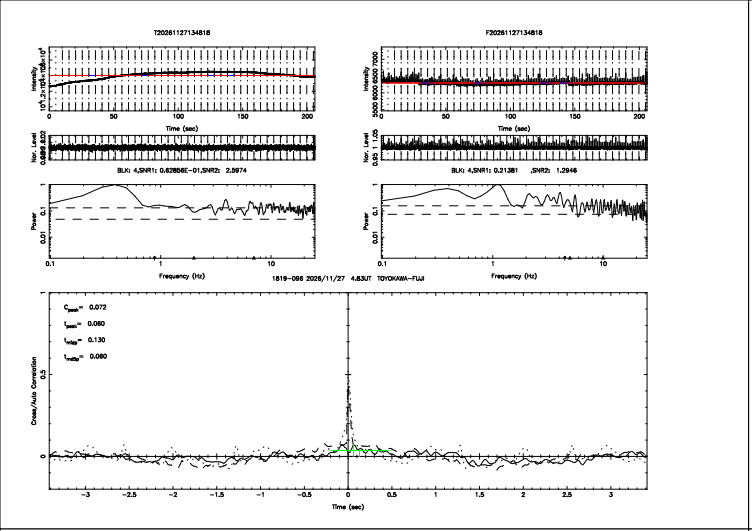
T20261127134818
F20261127134818
BLK: 4,SNR1: 0.62856E-01,SNR2: 2.5974
BLK: 4,SNR1: 0.21381 ,SNR2: 1.2946
1819-096 2026/11/27 4.83UT TOYOKAWA-FUJI
C_peak= 0.072
t_peak= 0.060
t_edge= 0.130
t_cntr= 0.060
Cross/Auto Correlation
Time (sec)

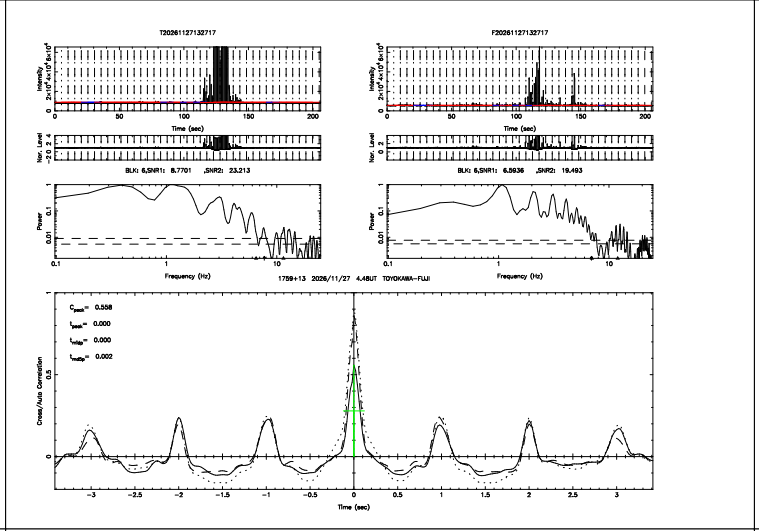
T20261127132717
F20261127132717
BLK: 6,SNR1: 8.7701 ,SNR2: 23.213
BLK: 6,SNR1: 6.5936 ,SNR2: 19.493
1759+13 2026/11/27 4.48UT TOYOKAWA-FUJI
C_peak= 0.558
t_peak= 0.000
t_edge= 0.000
t_cntr= 0.002
Cross/Auto Correlation
Time (sec)

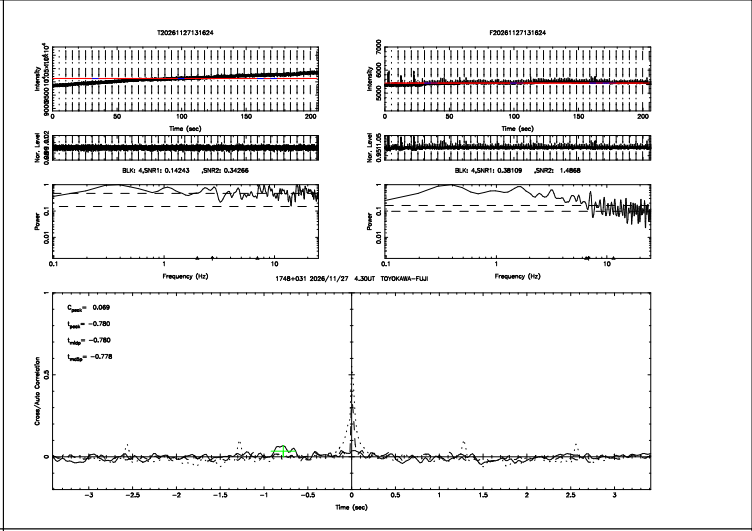
T20261127131624
F20261127131624
BLK: 4,SNR1: 0.14243 ,SNR2: 0.34266
BLK: 4,SNR1: 0.38109 ,SNR2: 1.4868
1748+031 2026/11/27 4.30UT TOYOKAWA-FUJI
C_peak= 0.069
t_peak= -0.780
t_edge= -0.780
t_cntr= -0.778
Cross/Auto Correlation
Time (sec)

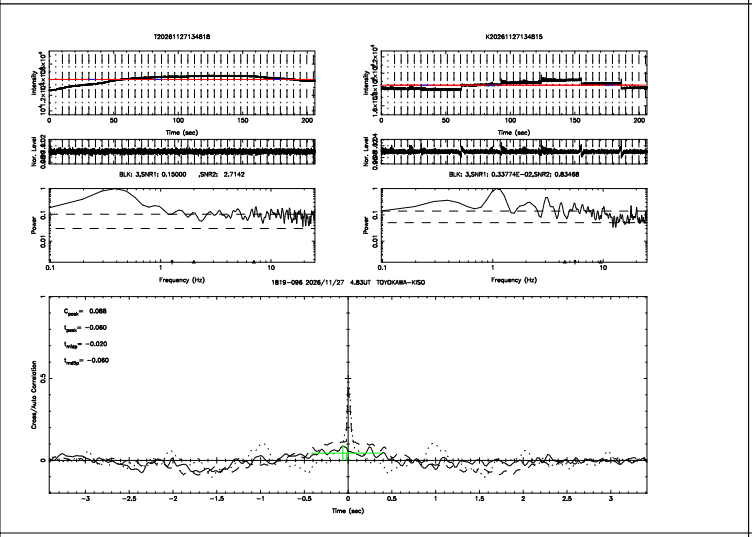
T20261127134818
K20261127134815
BLK: 3,SNR1: 0.15000 ,SNR2: 2.7142
BLK: 3,SNR1: 0.33774E-02,SNR2: 0.83468
1819-096 2026/11/27 4.83UT TOYOKAWA-KISO
C_peak= 0.088
t_peak= -0.060
t_edge= -0.020
t_cntr= -0.060
Cross/Auto Correlation
Time (sec)

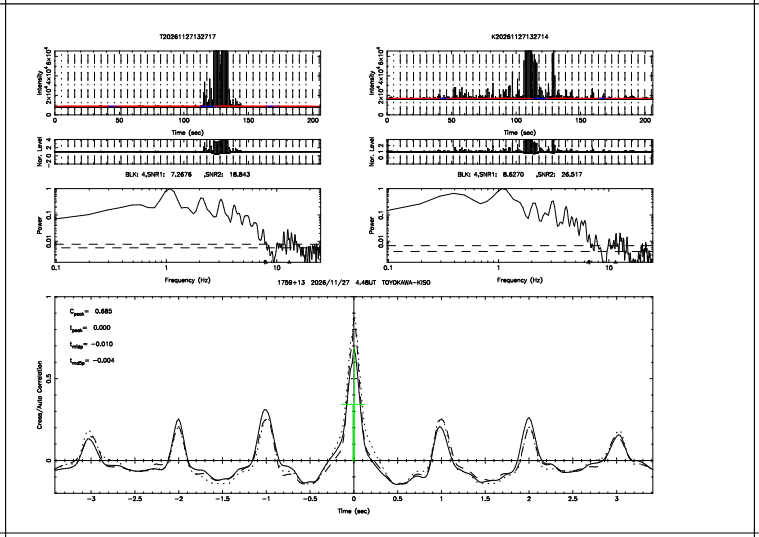
T20261127132717
K20261127132714
BLK: 4,SNR1: 7.2676 ,SNR2: 18.843
BLK: 4,SNR1: 8.8270 ,SNR2: 26.517
1759+13 2026/11/27 4.48UT TOYOKAWA-KISO
C_peak= 0.685
t_peak= 0.000
t_edge= -0.010
t_cntr= -0.004
Cross/Auto Correlation
Time (sec)

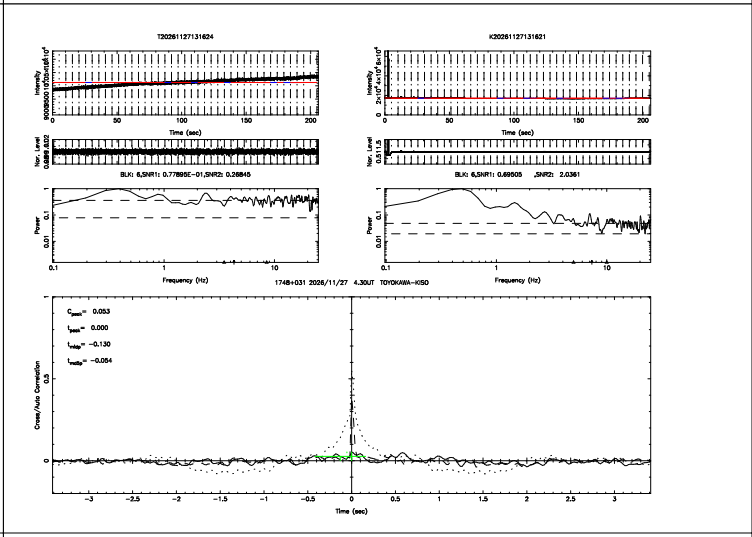
T20261127131624
K20261127131621
BLK: 6,SNR1: 0.77895E-01,SNR2: 0.28845
BLK: 6,SNR1: 0.69505 ,SNR2: 2.0361
1748+031 2026/11/27 4.30UT TOYOKAWA-KISO
C_peak= 0.053
t_peak= 0.000
t_edge= -0.130
t_cntr= -0.054
Cross/Auto Correlation
Time (sec)

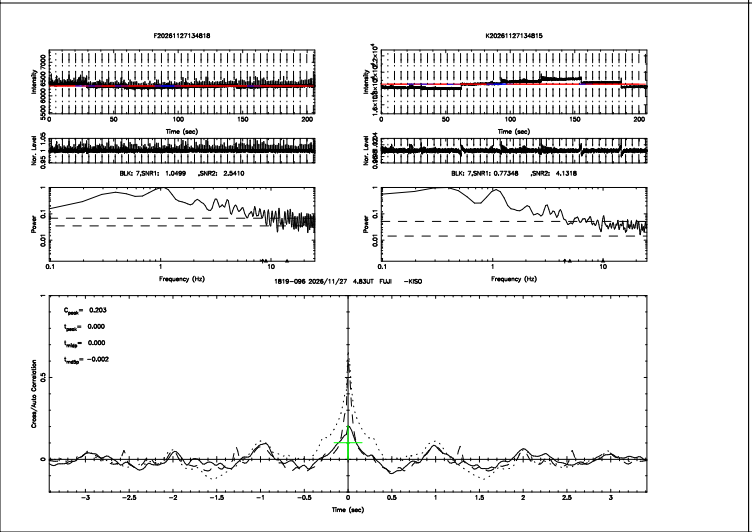
F20261127134818
K20261127134815
BLK: 7,SNR1: 1.0499 ,SNR2: 2.5410
BLK: 7,SNR1: 0.77348 ,SNR2: 4.1318
1819-096 2026/11/27 4.83UT FUJI -KISO
C_peak= 0.203
t_peak= 0.000
t_edge= 0.000
t_cntr= -0.002
Cross/Auto Correlation
Time (sec)

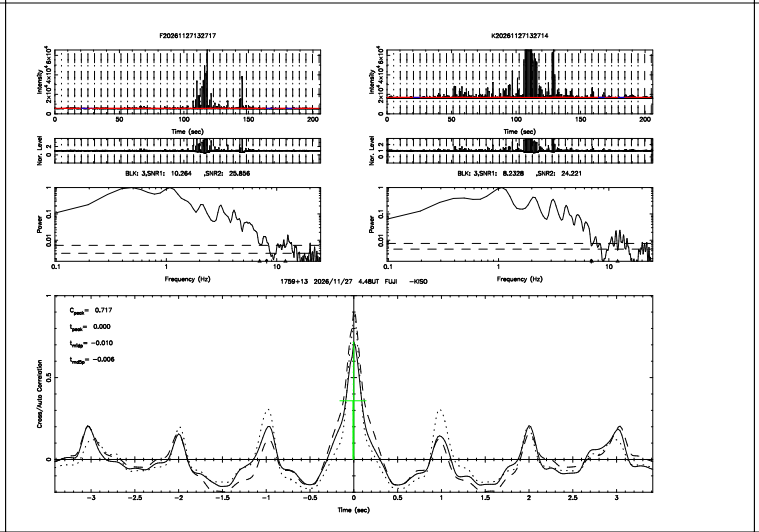
F20261127132717
K20261127132714
BLK: 3,SNR1: 10.264 ,SNR2: 25.836
BLK: 3,SNR1: 8.2328 ,SNR2: 24.221
1759+13 2026/11/27 4.48UT FUJI -KISO
C_peak= 0.717
t_peak= 0.000
t_edge= -0.010
t_cntr= -0.006
Cross/Auto Correlation
Time (sec)

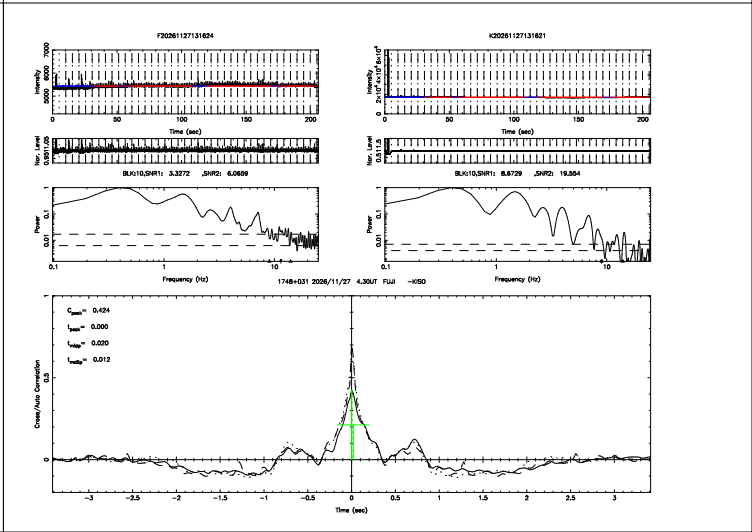
F20261127131624
K20261127131621
BLK:10,SNR1: 3.3272 ,SNR2: 6.0689
BLK:10,SNR1: 8.6729 ,SNR2: 19.554
1748+031 2026/11/27 4.30UT FUJI -KISO
C_peak= 0.424
t_peak= 0.000
t_edge= 0.020
t_cntr= 0.012
Cross/Auto Correlation
Time (sec)

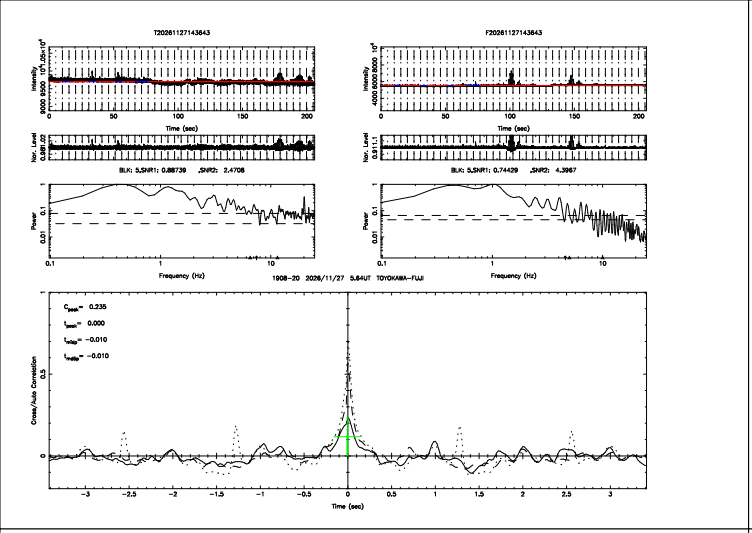
T20261127143643
F20261127143643
BLK: 5,SNR1: 0.88739 ,SNR2: 2.4708
BLK: 5,SNR1: 0.74429 ,SNR2: 4.3967
1908-20 2026/11/27 5.64UT TOYOKAWA-FUJI
C_peak= 0.235
t_peak= 0.000
t_edge= -0.010
t_valley= -0.010

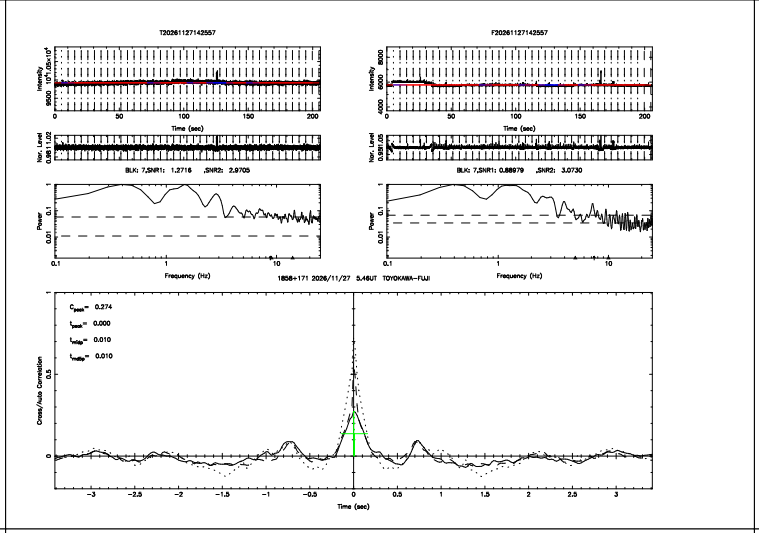
T20261127142557
F20261127142557
BLK: 7,SNR1: 1.2716 ,SNR2: 2.9705
BLK: 7,SNR1: 0.88979 ,SNR2: 3.0730
1858+171 2026/11/27 5.46UT TOYOKAWA-FUJI
C_peak= 0.274
t_peak= 0.000
t_edge= 0.010
t_valley= 0.010

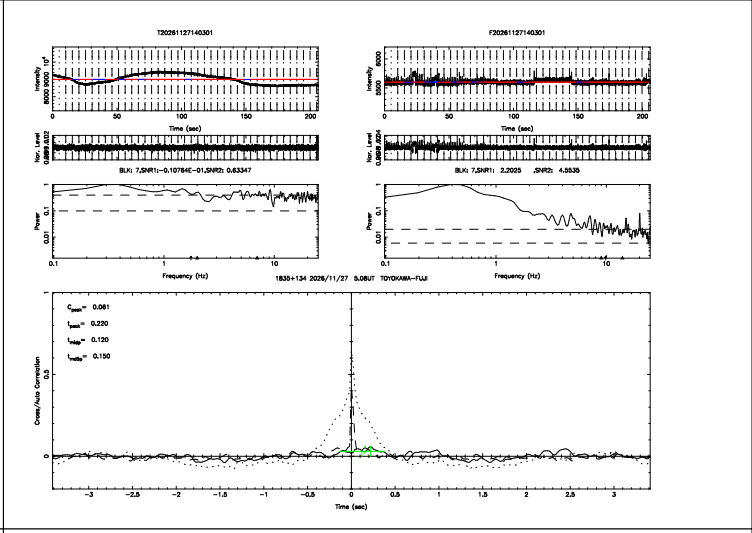
T20261127140301
F20261127140301
BLK: 7,SNR1:-0.10764E-01,SNR2: 0.63347
BLK: 7,SNR1: 2.2025 ,SNR2: 4.5535
1835+134 2026/11/27 5.08UT TOYOKAWA-FUJI
C_peak= 0.061
t_peak= 0.220
t_edge= 0.120
t_valley= 0.150

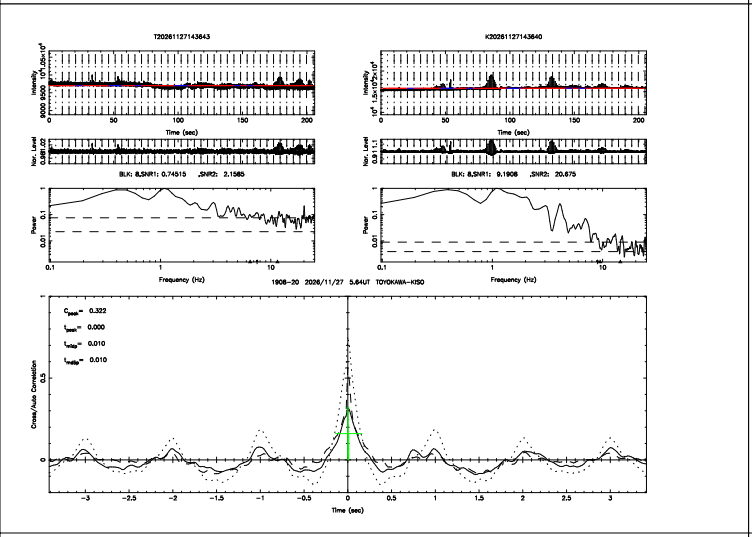
T20261127143643
K20261127143640
BLK: 8,SNR1: 0.74515 ,SNR2: 2.1585
BLK: 8,SNR1: 9.1908 ,SNR2: 20.679
1908-20 2026/11/27 5.64UT TOYOKAWA-KISO
C_peak= 0.322
t_peak= 0.000
t_edge= 0.010
t_valley= 0.010

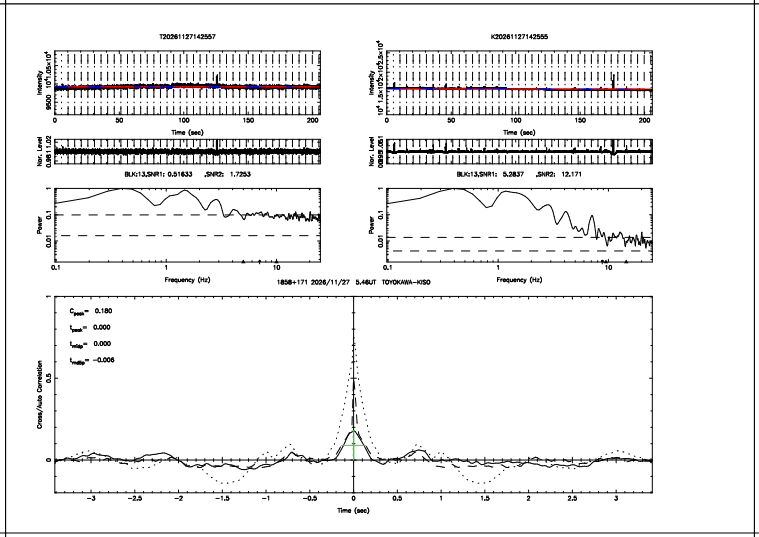
T20261127142557
K20261127142555
BLK:13,SNR1: 0.51633 ,SNR2: 1.7253
BLK:13,SNR1: 5.2837 ,SNR2: 12.171
1858+171 2026/11/27 5.46UT TOYOKAWA-KISO
C_peak= 0.180
t_peak= 0.000
t_edge= 0.000
t_valley= -0.006

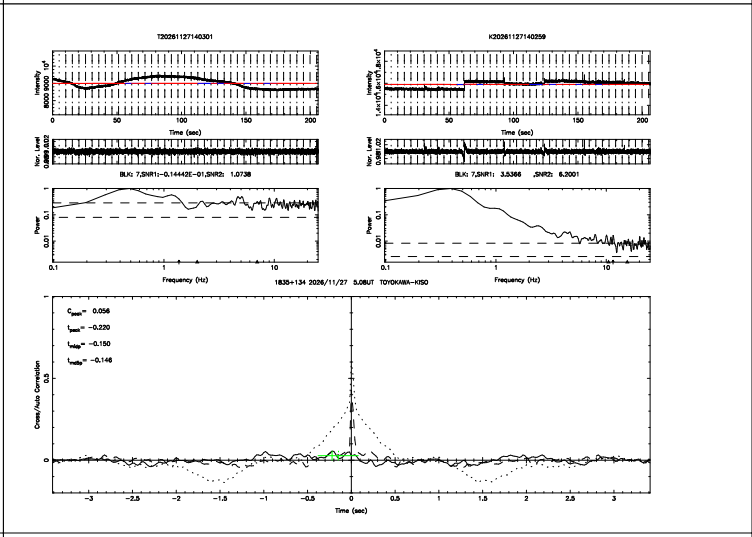
T20261127140301
K20261127140259
BLK: 7,SNR1:-0.14442E-01,SNR2: 1.0738
BLK: 7,SNR1: 3.0366 ,SNR2: 6.2001
1835+134 2026/11/27 5.08UT TOYOKAWA-KISO
C_peak= 0.056
t_peak= -0.220
t_edge= -0.150
t_valley= -0.146

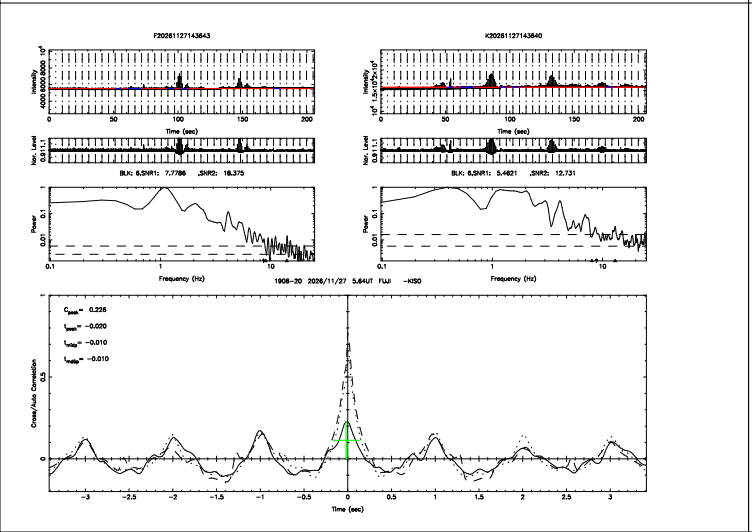
F20261127143643
K20261127143640
BLK: 6,SNR1: 7.7786 ,SNR2: 18.375
BLK: 6,SNR1: 5.4621 ,SNR2: 12.731
1908-20 2026/11/27 5.64UT FUJI -KISO
C_peak= 0.226
t_peak= -0.020
t_edge= -0.010
t_valley= -0.010

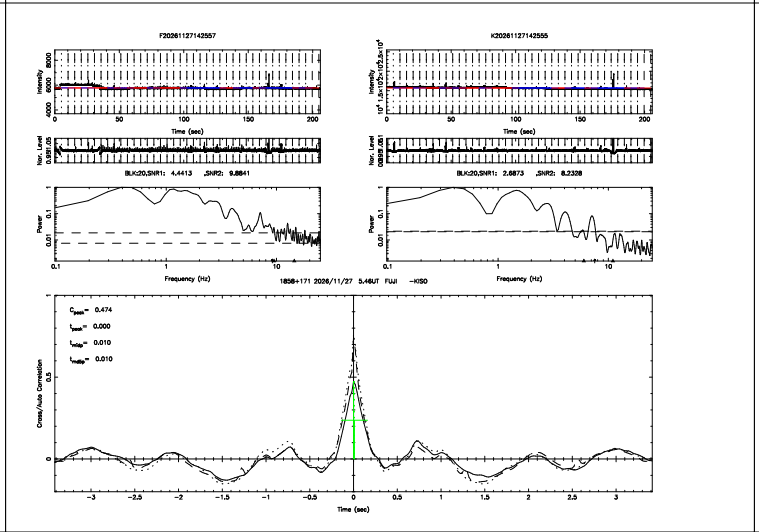
F20261127142557
K20261127142555
BLK:20,SNR1: 4.4413 ,SNR2: 9.8641
BLK:20,SNR1: 2.6873 ,SNR2: 8.2328
1858+171 2026/11/27 5.46UT FUJI -KISO
C_peak= 0.474
t_peak= 0.000
t_edge= 0.010
t_valley= 0.010

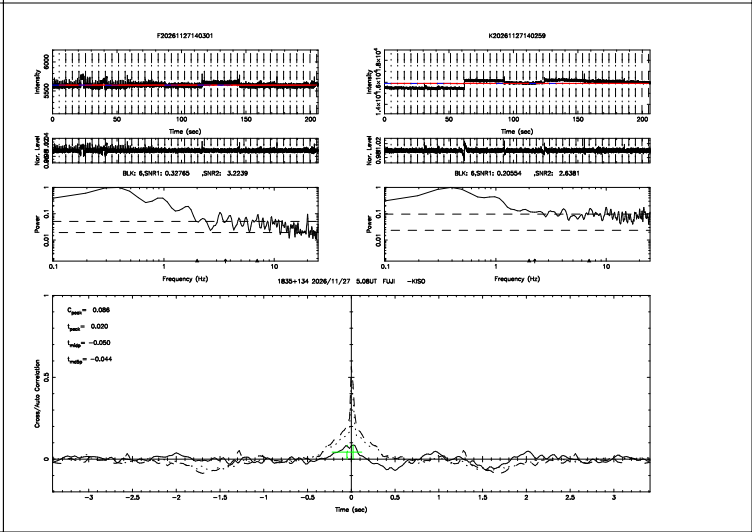
F20261127140301
K20261127140259
BLK: 6,SNR1: 0.32765 ,SNR2: 3.2239
BLK: 6,SNR1: 0.20554 ,SNR2: 2.6381
1835+134 2026/11/27 5.08UT FUJI -KISO
C_peak= 0.086
t_peak= 0.020
t_edge= -0.050
t_valley= -0.044

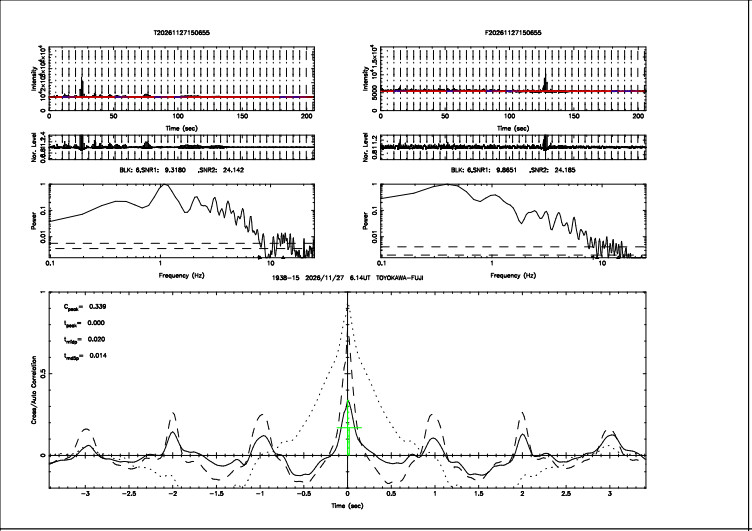
T20261127150655
F20261127150655
BLK: 6,SNR1: 9.3180 ,SNR2: 24.142
BLK: 6,SNR1: 9.8651 ,SNR2: 24.185
1938-15 2026/11/27 6.14UT TOYOKAWA-FUJI
C_peak= 0.339
t_peak= 0.000
t_rise= 0.020
t_fall= 0.014
Cross/Auto Correlation
Time (sec)

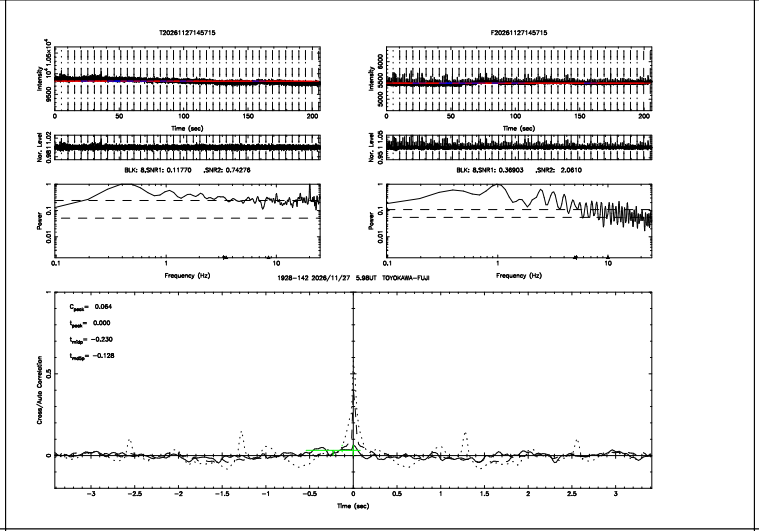
T20261127145715
F20261127145715
BLK: 8,SNR1: 0.11770 ,SNR2: 0.74276
BLK: 8,SNR1: 0.36903 ,SNR2: 2.0610
1928-142 2026/11/27 5.98UT TOYOKAWA-FUJI
C_peak= 0.064
t_peak= 0.000
t_rise= -0.230
t_fall= -0.128
Cross/Auto Correlation
Time (sec)

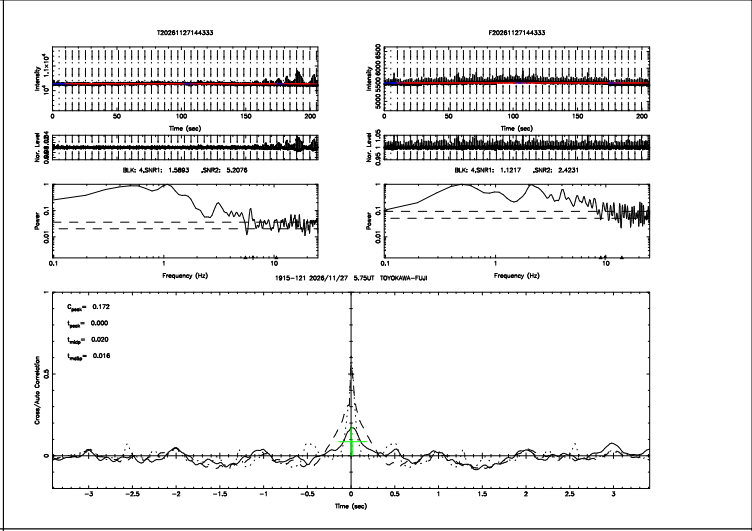
T20261127144333
F20261127144333
BLK: 4,SNR1: 1.5893 ,SNR2: 5.2076
BLK: 4,SNR1: 1.1217 ,SNR2: 2.4231
1915-121 2026/11/27 5.75UT TOYOKAWA-FUJI
C_peak= 0.172
t_peak= 0.000
t_rise= 0.020
t_fall= 0.016
Cross/Auto Correlation
Time (sec)

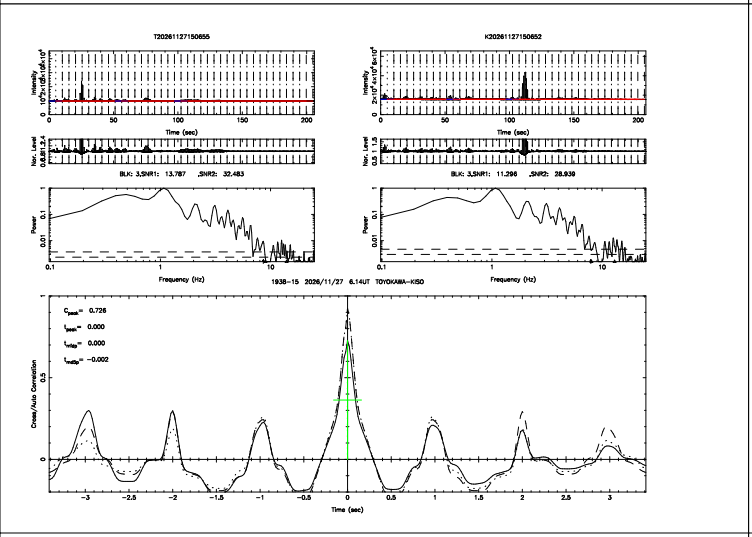
T20261127150655
K20261127150652
BLK: 3,SNR1: 13.787 ,SNR2: 32.483
BLK: 3,SNR1: 11.296 ,SNR2: 26.939
1938-15 2026/11/27 6.14UT TOYOKAWA-KISO
C_peak= 0.726
t_peak= 0.000
t_rise= 0.000
t_fall= -0.002
Cross/Auto Correlation
Time (sec)

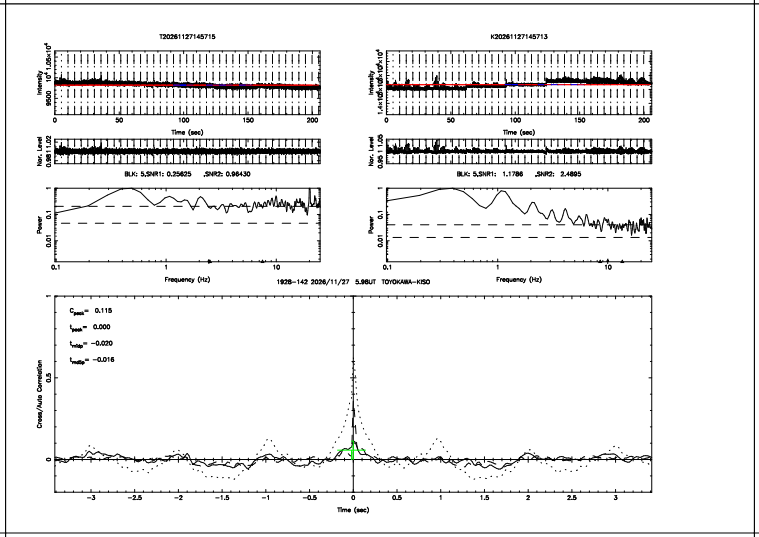
T20261127145715
K20261127145713
BLK: 5,SNR1: 0.25625 ,SNR2: 0.96430
BLK: 5,SNR1: 1.1786 ,SNR2: 2.4695
1928-142 2026/11/27 5.98UT TOYOKAWA-KISO
C_peak= 0.115
t_peak= 0.000
t_rise= -0.020
t_fall= -0.016
Cross/Auto Correlation
Time (sec)

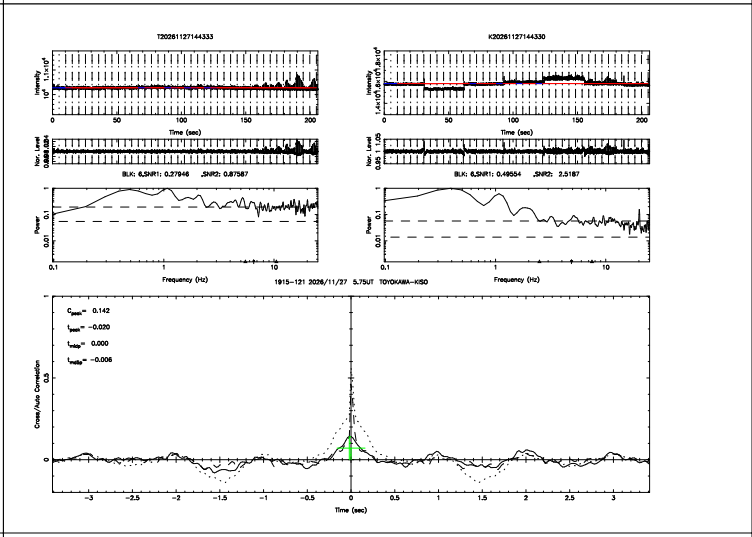
T20261127144333
K20261127144330
BLK: 5,SNR1: 0.27946 ,SNR2: 0.87587
BLK: 5,SNR1: 0.49554 ,SNR2: 2.5187
1915-121 2026/11/27 5.75UT TOYOKAWA-KISO
C_peak= 0.142
t_peak= -0.020
t_rise= 0.000
t_fall= -0.006
Cross/Auto Correlation
Time (sec)

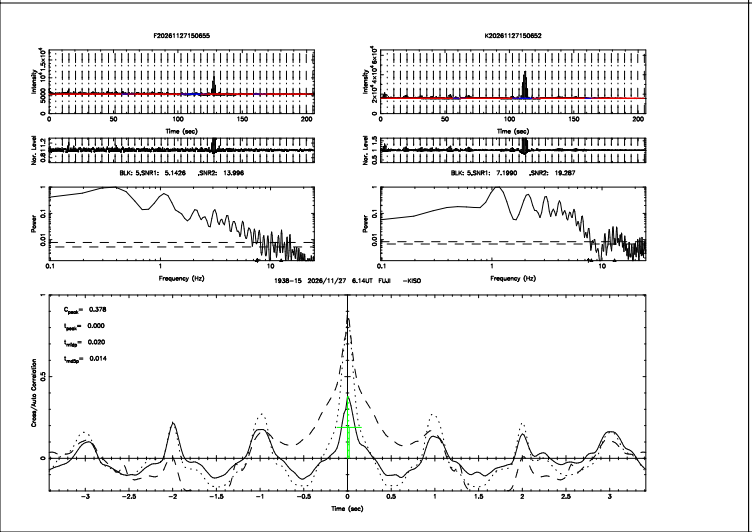
F20261127150655
K20261127150652
BLK: 5,SNR1: 5.1426 ,SNR2: 13.996
BLK: 5,SNR1: 7.1990 ,SNR2: 19.287
1938-15 2026/11/27 6.14UT FUJI -KISO
C_peak= 0.378
t_peak= 0.000
t_rise= 0.020
t_fall= 0.014
Cross/Auto Correlation
Time (sec)

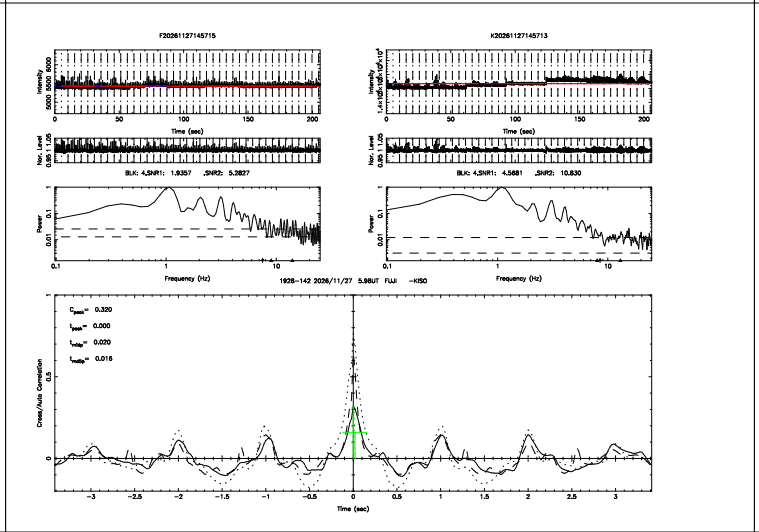
F20261127145715
K20261127145713
BLK: 4,SNR1: 1.9357 ,SNR2: 5.3827
BLK: 4,SNR1: 4.5681 ,SNR2: 10.830
1928-142 2026/11/27 5.98UT FUJI -KISO
C_peak= 0.320
t_peak= 0.000
t_rise= 0.020
t_fall= -0.016
Cross/Auto Correlation
Time (sec)

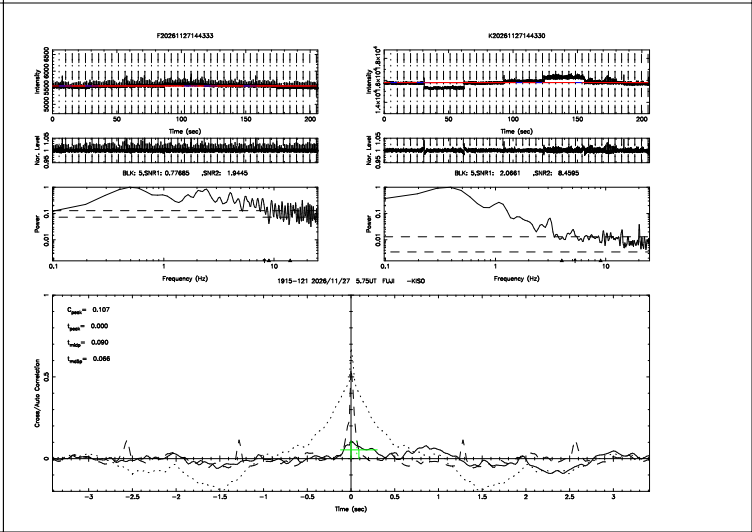
F20261127144333
K20261127144330
BLK: 5,SNR1: 0.77685 ,SNR2: 1.9445
BLK: 5,SNR1: 2.0661 ,SNR2: 8.4595
1915-121 2026/11/27 5.75UT FUJI -KISO
C_peak= 0.107
t_peak= 0.000
t_rise= 0.090
t_fall= 0.066
Cross/Auto Correlation
Time (sec)

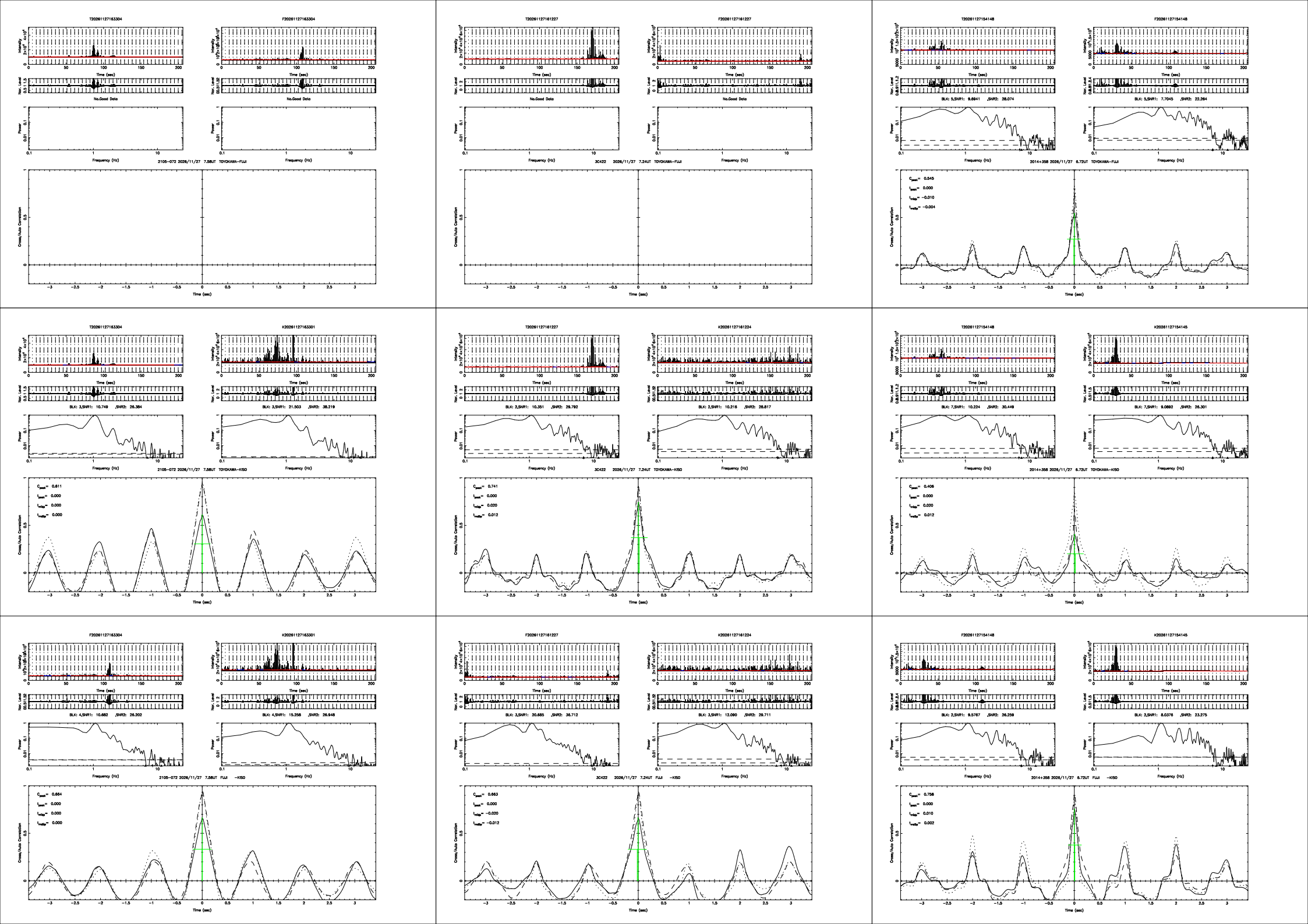
T20261127163304
F20261127163304
No.Good Data
2105−072 2026/11/27 7.58UT TOYOKAWA−FUJI
T20261127161227
F20261127161227
3C422 2026/11/27 7.34UT TOYOKAWA−FUJI
T20261127154148
F20261127154148
BLK: 5,SNR1: 9.6941 ,SNR2: 28.074
BLK: 5,SNR1: 7.7045 ,SNR2: 22.264
2014+358 2026/11/27 6.72UT TOYOKAWA−FUJI
C_max= 0.545
t_peak= 0.000
t_edge= −0.010
t_centr= −0.004
T20261127163304
K20261127163301
BLK: 3,SNR1: 10.749 ,SNR2: 26.384
BLK: 3,SNR1: 21.503 ,SNR2: 36.219
2105−072 2026/11/27 7.58UT TOYOKAWA−KISO
C_max= 0.611
t_peak= 0.000
t_edge= 0.000
t_centr= 0.000
T20261127161227
K20261127161224
BLK: 2,SNR1: 10.351 ,SNR2: 29.792
BLK: 2,SNR1: 10.216 ,SNR2: 26.817
3C422 2026/11/27 7.34UT TOYOKAWA−KISO
C_max= 0.741
t_peak= 0.000
t_edge= 0.020
t_centr= 0.012
T20261127154148
K20261127154145
BLK: 7,SNR1: 10.224 ,SNR2: 30.449
BLK: 7,SNR1: 9.0892 ,SNR2: 26.301
2014+358 2026/11/27 6.72UT TOYOKAWA−KISO
C_max= 0.406
t_peak= 0.000
t_edge= 0.020
t_centr= 0.012
F20261127163304
K20261127163301
BLK: 4,SNR1: 10.682 ,SNR2: 26.202
BLK: 4,SNR1: 15.258 ,SNR2: 26.948
2105−072 2026/11/27 7.58UT FUJI −KISO
C_max= 0.664
t_peak= 0.000
t_edge= 0.000
t_centr= 0.000
F20261127161227
K20261127161224
BLK: 3,SNR1: 20.685 ,SNR2: 36.712
BLK: 3,SNR1: 12.090 ,SNR2: 29.711
3C422 2026/11/27 7.24UT FUJI −KISO
C_max= 0.663
t_peak= 0.000
t_edge= −0.020
t_centr= −0.012
F20261127154148
K20261127154145
BLK: 2,SNR1: 9.5767 ,SNR2: 26.259
BLK: 2,SNR1: 8.0376 ,SNR2: 23.275
2014+358 2026/11/27 6.72UT FUJI −KISO
C_max= 0.758
t_peak= 0.000
t_edge= 0.010
t_centr= 0.002
Time (sec)
Frequency (Hz)
Power
Intensity
Nor. Level
Cross/Auto Correlation

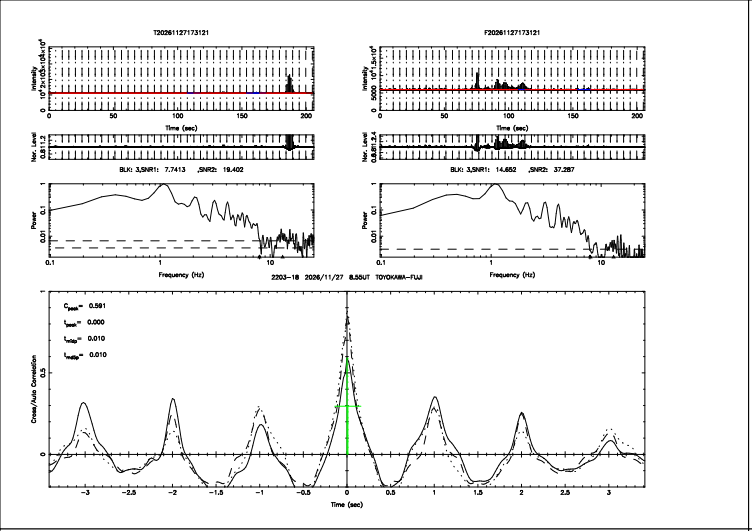
T20261127173121
F20261127173121
BLK: 3,SNR1: 7.7413 ,SNR2: 19.402
BLK: 3,SNR1: 14.652 ,SNR2: 37.287
2203-18 2026/11/27 8.55UT TOYOKAWA-FUJI
C_peak= 0.591
t_peak= 0.000
t_edge= 0.010
t_refle= 0.010

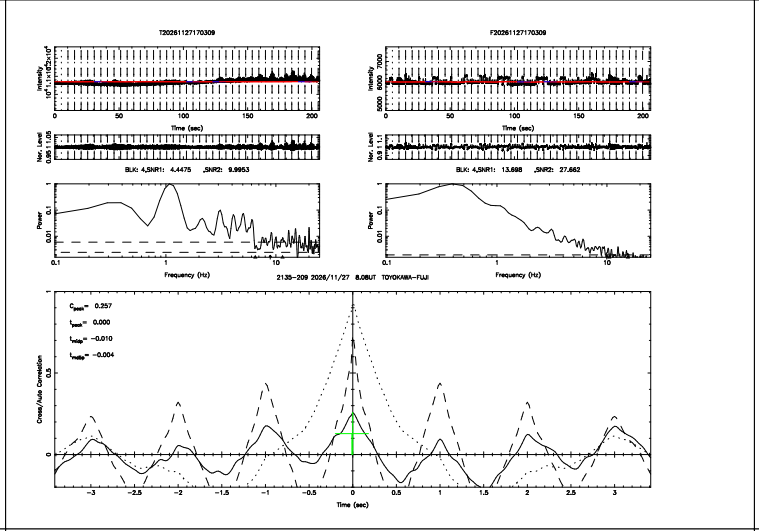
T20261127170309
F20261127170309
BLK: 4,SNR1: 4.4475 ,SNR2: 9.9953
BLK: 4,SNR1: 13.698 ,SNR2: 27.662
2135-209 2026/11/27 8.08UT TOYOKAWA-FUJI
C_peak= 0.257
t_peak= 0.000
t_edge= -0.010
t_refle= -0.004

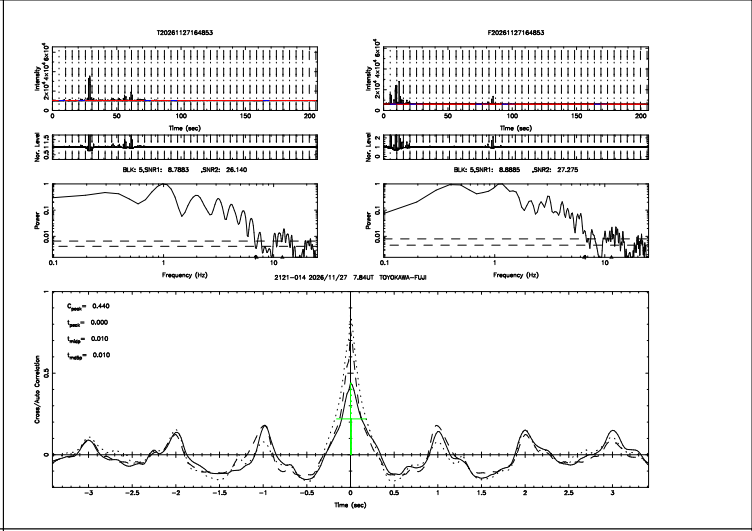
T20261127164853
F20261127164853
BLK: 5,SNR1: 8.7883 ,SNR2: 26.140
BLK: 5,SNR1: 8.8885 ,SNR2: 27.275
2121-014 2026/11/27 7.84UT TOYOKAWA-FUJI
C_peak= 0.440
t_peak= 0.000
t_edge= 0.010
t_refle= 0.010

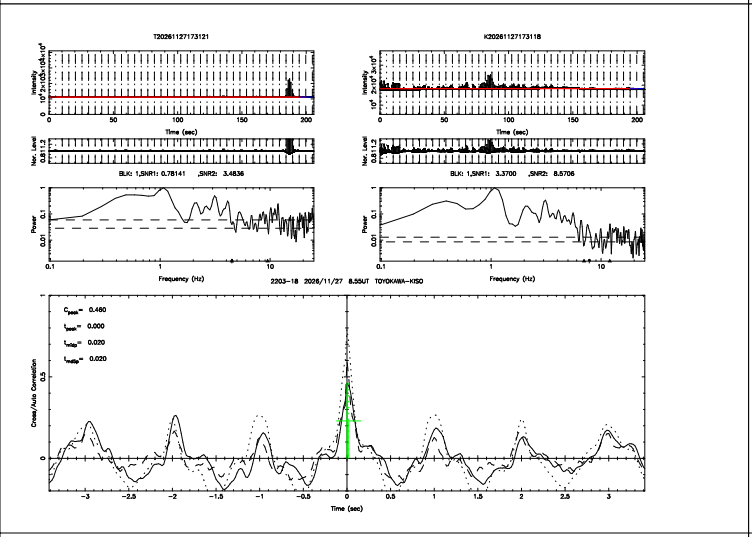
T20261127173121
K20261127173118
BLK: 1,SNR1: 0.78141 ,SNR2: 3.4836
BLK: 1,SNR1: 3.3700 ,SNR2: 8.5706
2203-18 2026/11/27 8.55UT TOYOKAWA-KISO
C_peak= 0.460
t_peak= 0.000
t_edge= 0.020
t_refle= 0.020

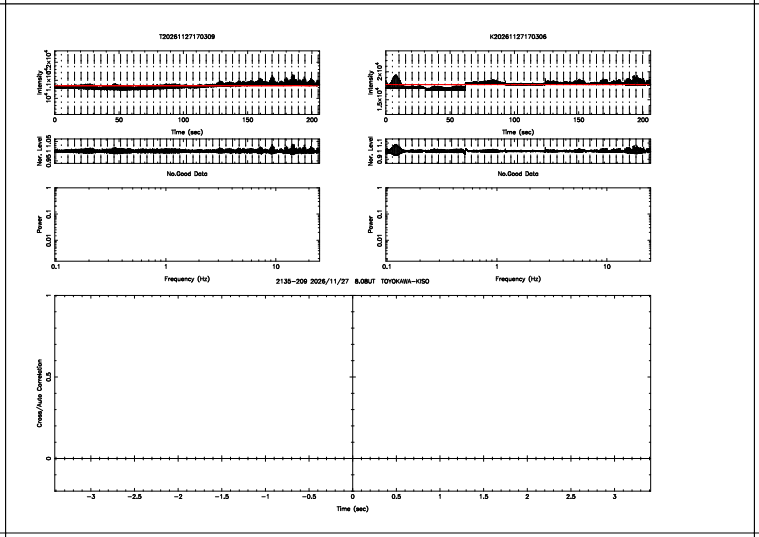
T20261127170309
K20261127170306
No.Good Data
No.Good Data
2135-209 2026/11/27 8.08UT TOYOKAWA-KISO

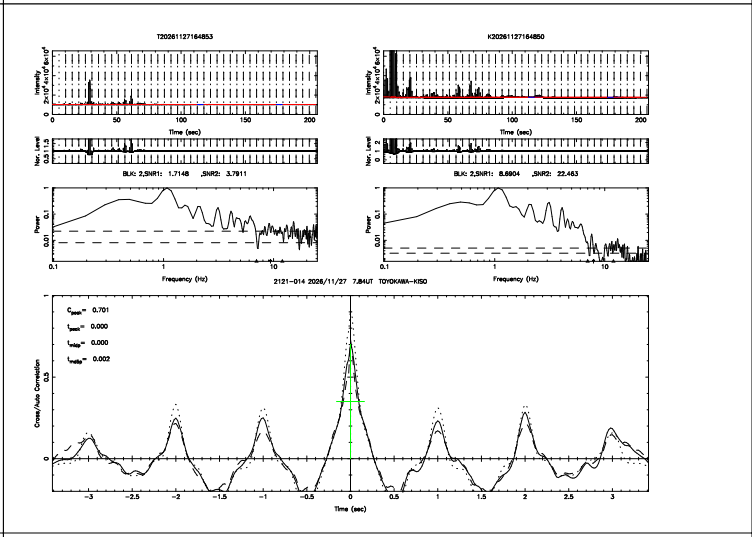
T20261127164853
K20261127164850
BLK: 2,SNR1: 1.7148 ,SNR2: 3.7911
BLK: 2,SNR1: 8.6904 ,SNR2: 22.463
2121-014 2026/11/27 7.84UT TOYOKAWA-KISO
C_peak= 0.701
t_peak= 0.000
t_edge= 0.000
t_refle= 0.002

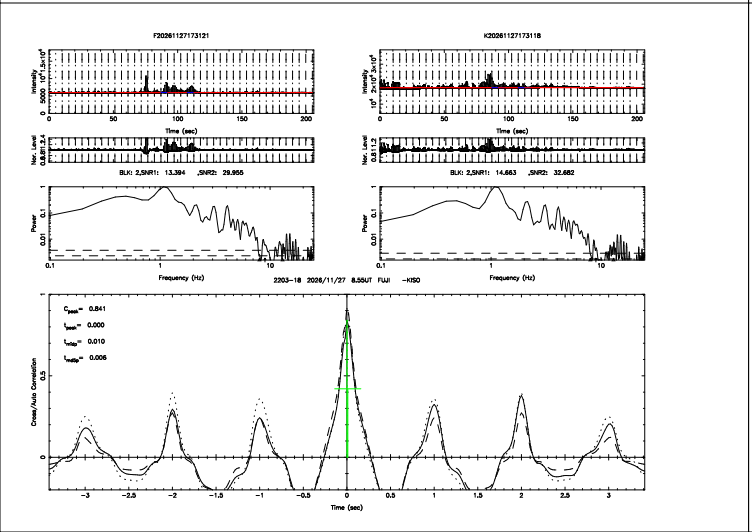
F20261127173121
K20261127173118
BLK: 2,SNR1: 13.394 ,SNR2: 29.955
BLK: 2,SNR1: 14.663 ,SNR2: 32.682
2203-18 2026/11/27 8.55UT FUJI -KISO
C_peak= 0.841
t_peak= 0.000
t_edge= 0.010
t_refle= 0.006

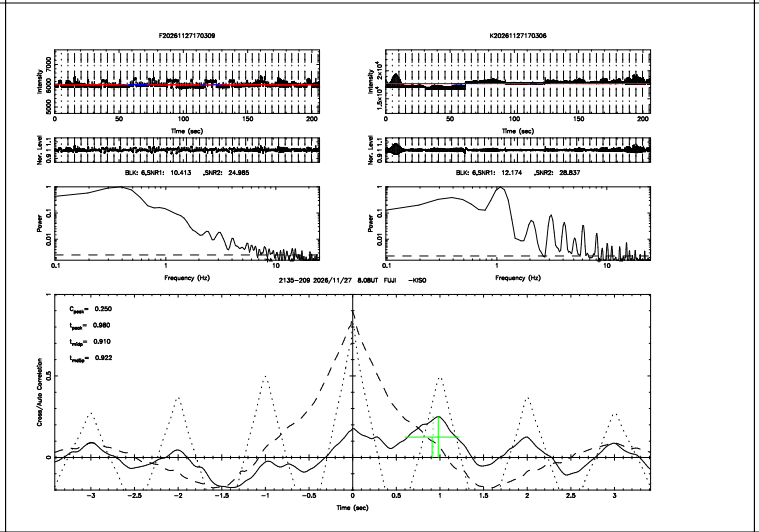
F20261127170309
K20261127170306
BLK: 6,SNR1: 10.413 ,SNR2: 24.985
BLK: 6,SNR1: 12.174 ,SNR2: 28.837
2135-209 2026/11/27 8.08UT FUJI -KISO
C_peak= 0.250
t_peak= 0.980
t_edge= 0.910
t_refle= 0.922

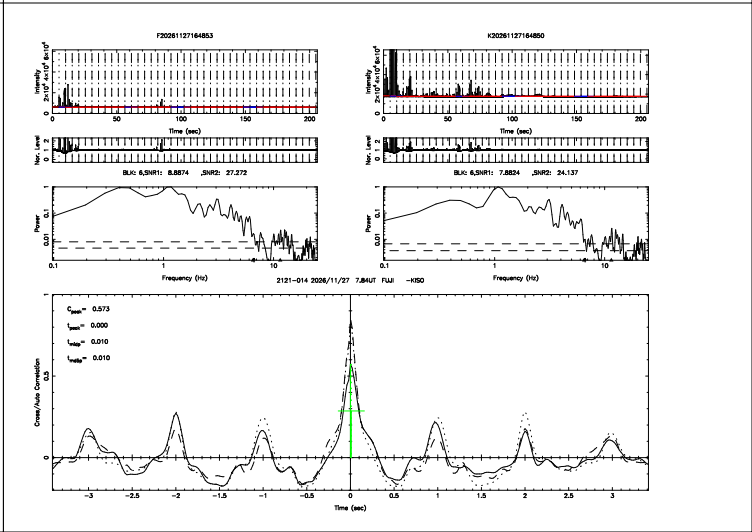
F20261127164853
K20261127164850
BLK: 6,SNR1: 8.8874 ,SNR2: 27.272
BLK: 6,SNR1: 7.8824 ,SNR2: 24.137
2121-014 2026/11/27 7.84UT FUJI -KISO
C_peak= 0.573
t_peak= 0.000
t_edge= 0.010
t_refle= 0.010