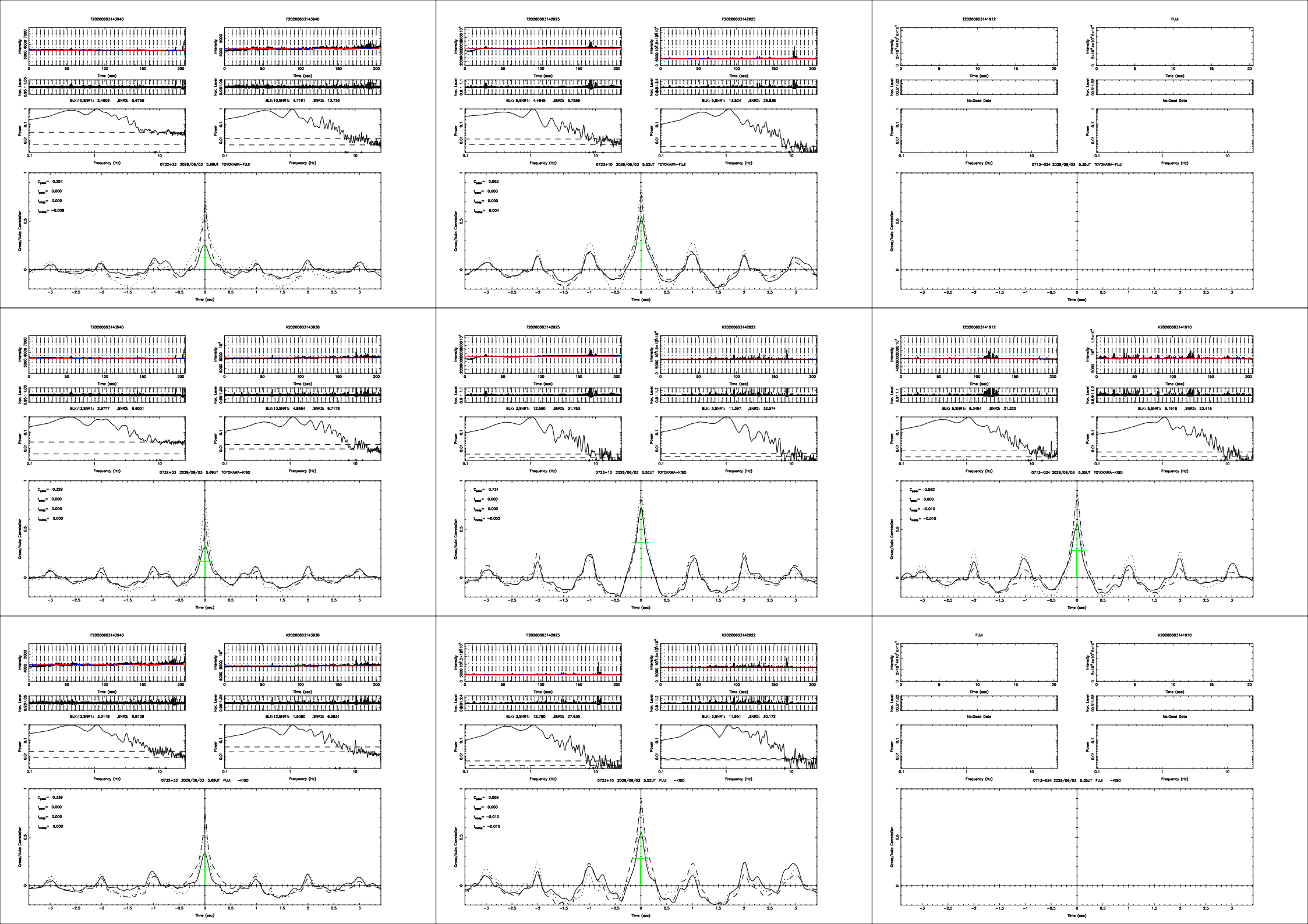
T20260603143940
F20260603143940
BLK:10,SNR1: 2.4609 ,SNR2: 5.6755
BLK:10,SNR1: 4.7191 ,SNR2: 13.735
0732+33 2026/06/03 5.69UT TOYOKAWA-FUJI
C_peak= 0.257
t_peak= 0.000
t_midp= 0.000
t_midp= -0.008
T20260603142925
F20260603142925
BLK: 5,SNR1: 4.4845 ,SNR2: 9.7559
BLK: 5,SNR1: 13.524 ,SNR2: 28.838
0723+10 2026/06/03 5.52UT TOYOKAWA-FUJI
C_peak= 0.552
t_peak= 0.000
t_midp= 0.000
t_midp= 0.004
T20260603141912
FUJI
No.Good Data
0713-024 2026/06/03 5.35UT TOYOKAWA-FUJI
T20260603143940
K20260603143938
BLK:13,SNR1: 2.9777 ,SNR2: 6.6001
BLK:13,SNR1: 4.8664 ,SNR2: 9.7178
0732+33 2026/06/03 5.69UT TOYOKAWA-KISO
C_peak= 0.329
t_peak= 0.000
t_midp= 0.000
t_midp= 0.000
T20260603142925
K20260603142922
BLK: 3,SNR1: 12.590 ,SNR2: 31.753
BLK: 3,SNR1: 11.397 ,SNR2: 32.574
0723+10 2026/06/03 5.52UT TOYOKAWA-KISO
C_peak= 0.731
t_peak= 0.000
t_midp= 0.000
t_midp= -0.002
T20260603141912
K20260603141910
BLK: 5,SNR1: 9.3494 ,SNR2: 21.320
BLK: 5,SNR1: 9.1915 ,SNR2: 23.416
0713-024 2026/06/03 5.35UT TOYOKAWA-KISO
C_peak= 0.562
t_peak= 0.000
t_midp= -0.010
t_midp= -0.010
F20260603143940
K20260603143938
BLK:12,SNR1: 3.3118 ,SNR2: 9.8128
BLK:12,SNR1: 1.6080 ,SNR2: 6.5831
0732+33 2026/06/03 5.69UT FUJI -KISO
C_peak= 0.339
t_peak= 0.000
t_midp= 0.000
t_midp= 0.000
F20260603142925
K20260603142922
BLK: 3,SNR1: 12.780 ,SNR2: 27.635
BLK: 3,SNR1: 11.951 ,SNR2: 30.172
0723+10 2026/06/03 5.52UT FUJI -KISO
C_peak= 0.559
t_peak= 0.000
t_midp= -0.010
t_midp= -0.010
FUJI
K20260603141910
No.Good Data
0713-024 2026/06/03 5.35UT FUJI -KISO
Intensity
Nor. Level
Power
Frequency (Hz)
Time (sec)
Cross/Auto Correlation

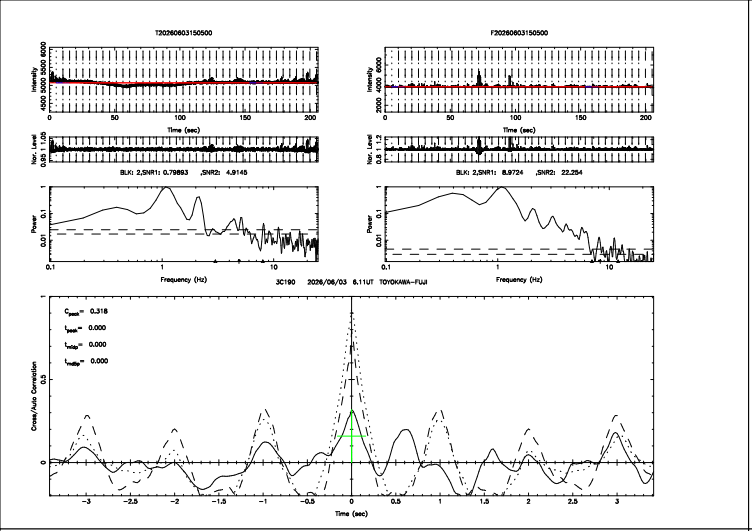
T20260603150500
F20260603150500
BLK: 2,SNR1: 0.79893 ,SNR2: 4.9145
BLK: 2,SNR1: 8.9724 ,SNR2: 22.254
3C190 2026/06/03 6.11UT TOYOKAWA-FUJI
C_peak= 0.316
t_peak= 0.000
t_rise= 0.000
t_fall= 0.000
Time (sec)
Frequency (Hz)
Cross/Auto Correlation

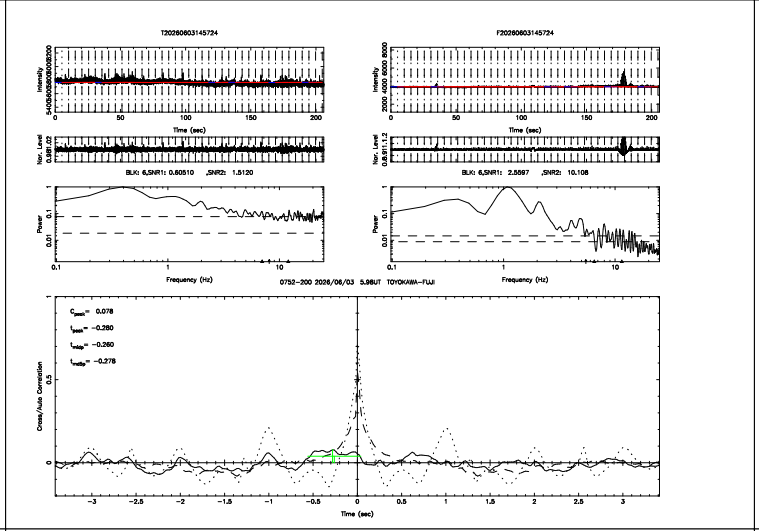
T20260603145724
F20260603145724
BLK: 6,SNR1: 0.60510 ,SNR2: 1.5120
BLK: 6,SNR1: 2.5097 ,SNR2: 10.108
0752-200 2026/06/03 5.98UT TOYOKAWA-FUJI
C_peak= 0.078
t_peak= -0.280
t_rise= -0.260
t_fall= -0.278
Time (sec)
Frequency (Hz)
Cross/Auto Correlation

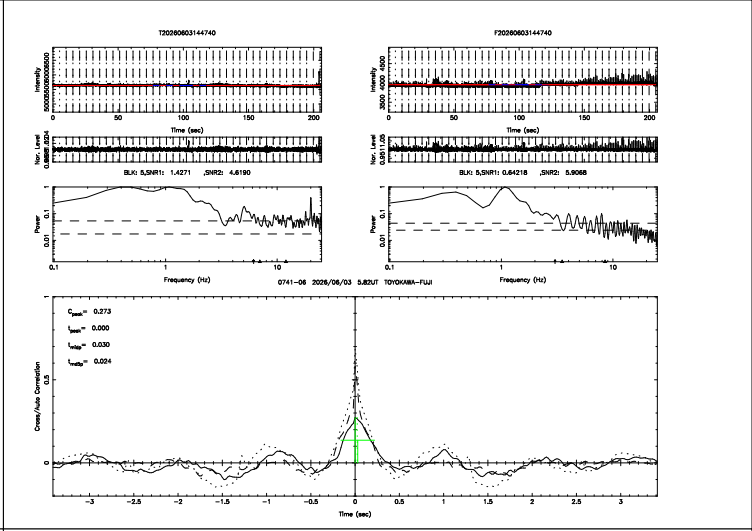
T20260603144740
F20260603144740
BLK: 5,SNR1: 1.4271 ,SNR2: 4.6190
BLK: 5,SNR1: 0.64218 ,SNR2: 5.9068
0741-06 2026/06/03 5.82UT TOYOKAWA-FUJI
C_peak= 0.273
t_peak= 0.000
t_rise= 0.030
t_fall= 0.024
Time (sec)
Frequency (Hz)
Cross/Auto Correlation

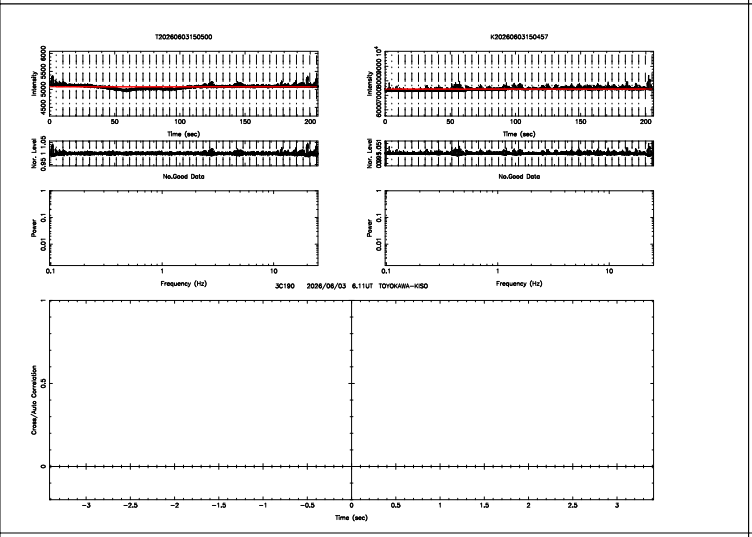
T20260603150500
K20260603150457
No.Good Data
No.Good Data
3C190 2026/06/03 6.11UT TOYOKAWA-KISO
Time (sec)
Frequency (Hz)
Cross/Auto Correlation

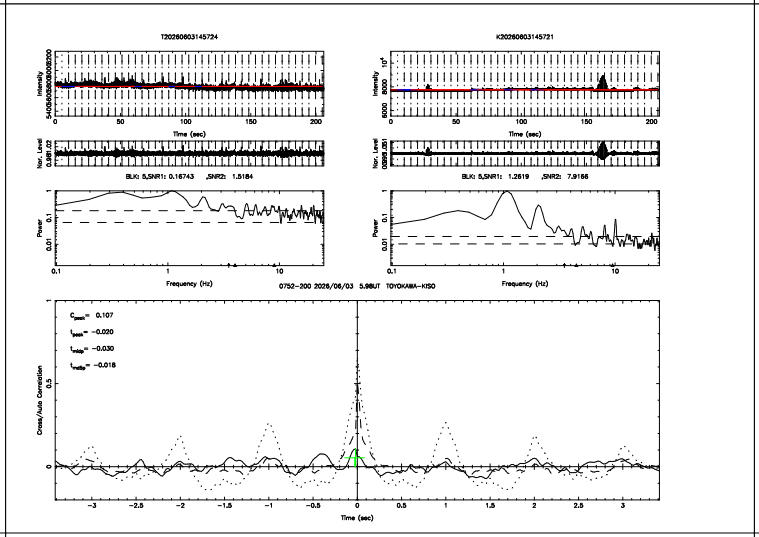
T20260603145724
K20260603145721
BLK: 5,SNR1: 0.15743 ,SNR2: 1.5184
BLK: 5,SNR1: 1.2619 ,SNR2: 7.9166
0752-200 2026/06/03 5.98UT TOYOKAWA-KISO
C_peak= 0.107
t_peak= -0.020
t_rise= -0.030
t_fall= -0.018
Time (sec)
Frequency (Hz)
Cross/Auto Correlation

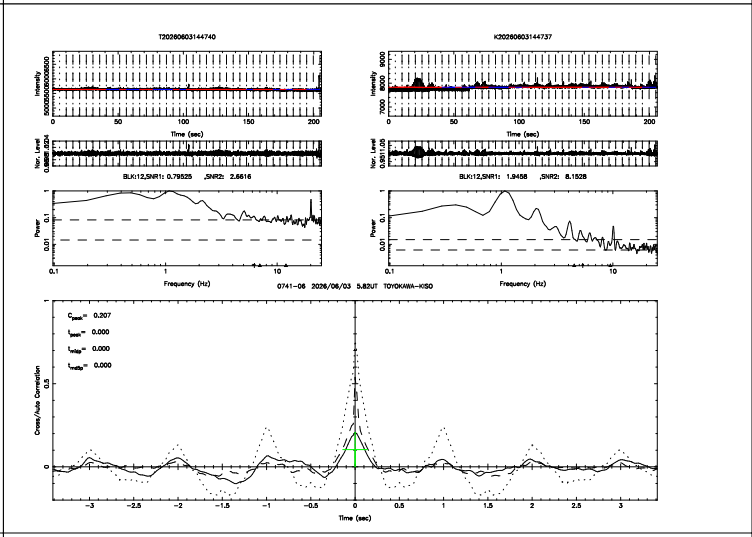
T20260603144740
K20260603144737
BLK12,SNR1: 0.79525 ,SNR2: 2.6816
BLK12,SNR1: 1.9458 ,SNR2: 8.1528
0741-06 2026/06/03 5.82UT TOYOKAWA-KISO
C_peak= 0.207
t_peak= 0.000
t_rise= 0.000
t_fall= 0.000
Time (sec)
Frequency (Hz)
Cross/Auto Correlation

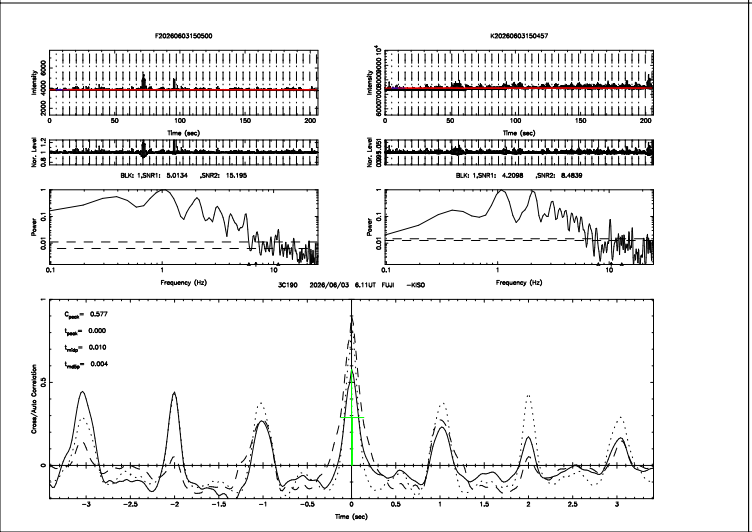
F20260603150500
K20260603150457
BLK: 1,SNR1: 5.0134 ,SNR2: 15.195
BLK: 1,SNR1: 4.2098 ,SNR2: 8.4839
3C190 2026/06/03 6.11UT FUJI -KISO
C_peak= 0.577
t_peak= 0.000
t_rise= 0.010
t_fall= 0.004
Time (sec)
Frequency (Hz)
Cross/Auto Correlation

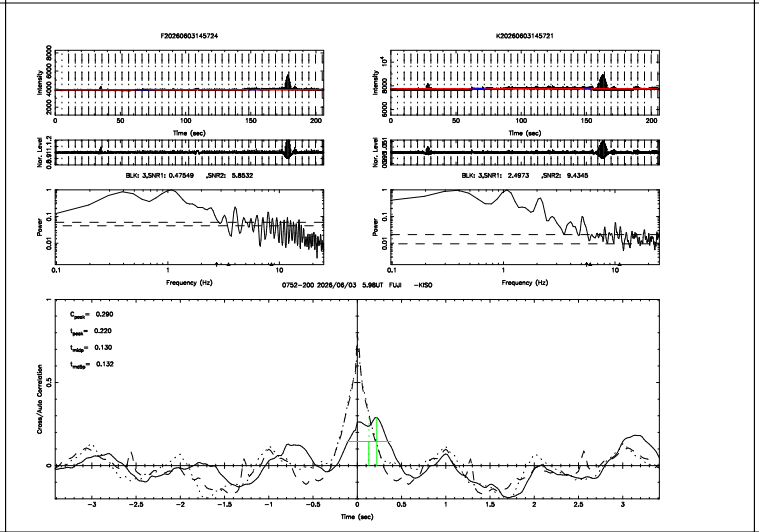
F20260603145724
K20260603145721
BLK: 3,SNR1: 0.47849 ,SNR2: 5.8532
BLK: 3,SNR1: 2.4973 ,SNR2: 9.4345
0752-200 2026/06/03 5.98UT FUJI -KISO
C_peak= 0.290
t_peak= 0.220
t_rise= 0.130
t_fall= 0.132
Time (sec)
Frequency (Hz)
Cross/Auto Correlation

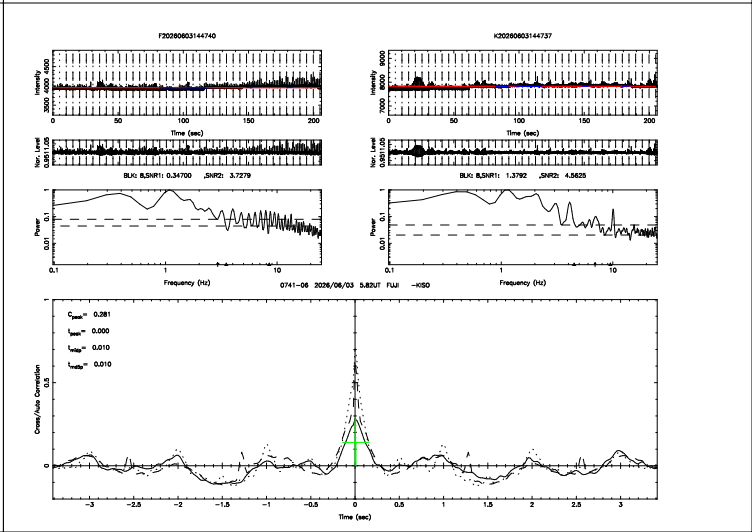
F20260603144740
K20260603144737
BLK: 8,SNR1: 0.34700 ,SNR2: 3.7279
BLK: 8,SNR1: 1.3792 ,SNR2: 4.5625
0741-06 2026/06/03 5.82UT FUJI -KISO
C_peak= 0.281
t_peak= 0.000
t_rise= 0.010
t_fall= 0.010
Time (sec)
Frequency (Hz)
Cross/Auto Correlation

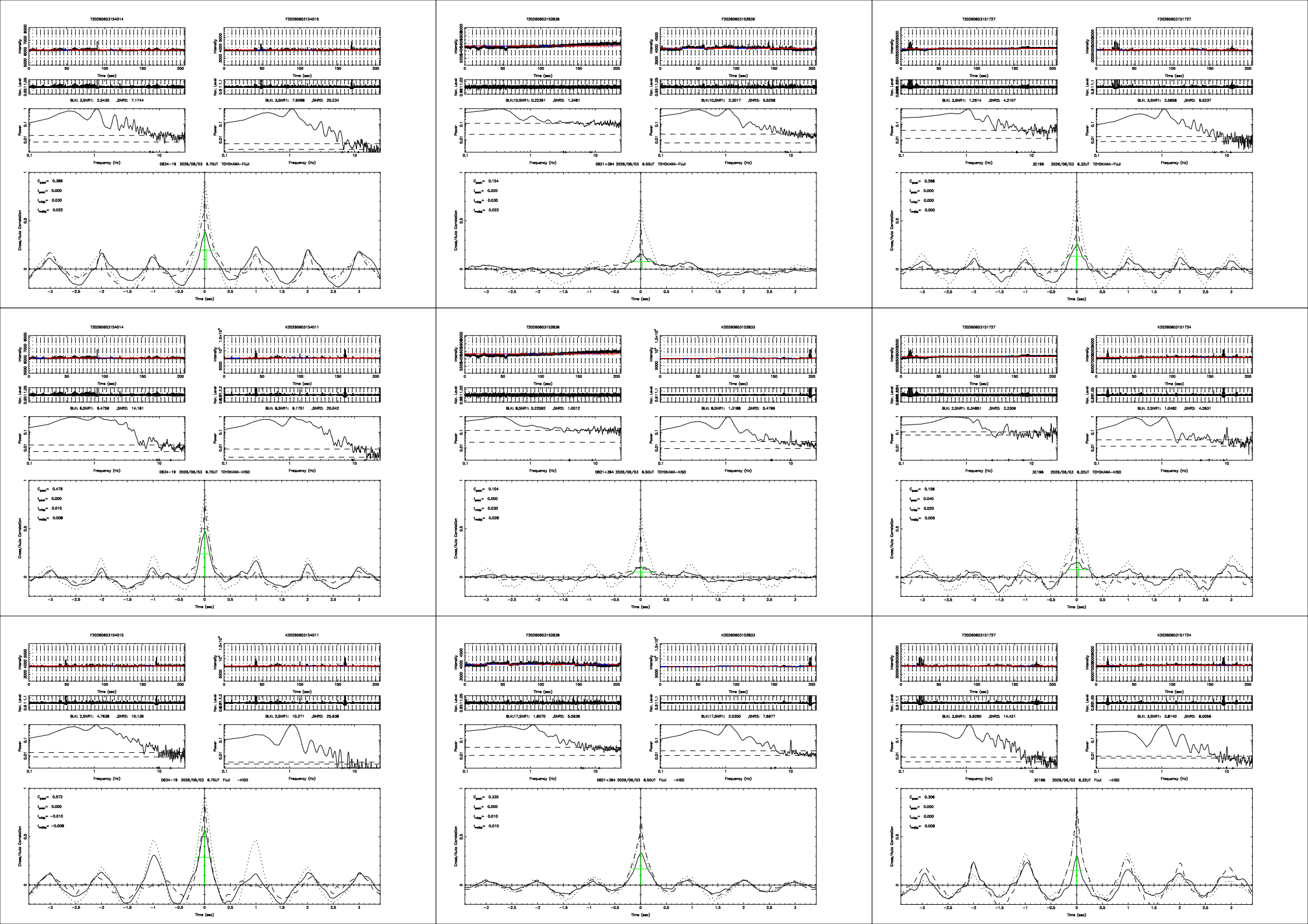
T20260603154014
F20260603154015
BLK: 3,SNR1: 2.5430 ,SNR2: 7.1744
BLK: 3,SNR1: 7.9098 ,SNR2: 20.234
0834−19 2026/06/03 6.70UT TOYOKAWA−FUJI
C_peak= 0.388
t_peak= 0.000
t_mid0= 0.030
t_mid0= 0.022
T20260603152836
F20260603152836
BLK:10,SNR1: 0.22391 ,SNR2: 1.3481
BLK:10,SNR1: 2.3017 ,SNR2: 5.5258
0821+394 2026/06/03 6.50UT TOYOKAWA−FUJI
C_peak= 0.154
t_peak= 0.020
t_mid0= 0.030
t_mid0= 0.022
T20260603151727
F20260603151727
BLK: 3,SNR1: 1.2614 ,SNR2: 4.2107
BLK: 3,SNR1: 2.5658 ,SNR2: 6.5237
3C196 2026/06/03 6.32UT TOYOKAWA−FUJI
C_peak= 0.268
t_peak= 0.000
t_mid0= 0.000
t_mid0= 0.000
T20260603154014
K20260603154011
BLK: 6,SNR1: 6.4759 ,SNR2: 14.161
BLK: 6,SNR1: 9.1751 ,SNR2: 20.042
0834−19 2026/06/03 6.70UT TOYOKAWA−KISO
C_peak= 0.478
t_peak= 0.000
t_mid0= 0.010
t_mid0= 0.008
T20260603152836
K20260603152833
BLK: 8,SNR1: 0.22592 ,SNR2: 1.0012
BLK: 8,SNR1: 1.3188 ,SNR2: 5.4769
0821+394 2026/06/03 6.50UT TOYOKAWA−KISO
C_peak= 0.104
t_peak= 0.000
t_mid0= 0.030
t_mid0= 0.028
T20260603151727
K20260603151724
BLK: 2,SNR1: 0.34851 ,SNR2: 2.2309
BLK: 2,SNR1: 1.0482 ,SNR2: 4.2631
3C196 2026/06/03 6.32UT TOYOKAWA−KISO
C_peak= 0.156
t_peak= 0.040
t_mid0= 0.020
t_mid0= 0.006
F20260603154015
K20260603154011
BLK: 2,SNR1: 4.7638 ,SNR2: 10.139
BLK: 2,SNR1: 10.271 ,SNR2: 25.638
0834−19 2026/06/03 6.70UT FUJI −KISO
C_peak= 0.572
t_peak= 0.000
t_mid0= −0.010
t_mid0= −0.008
F20260603152836
K20260603152833
BLK:17,SNR1: 1.6070 ,SNR2: 5.5636
BLK:17,SNR1: 2.0350 ,SNR2: 7.6677
0821+394 2026/06/03 6.50UT FUJI −KISO
C_peak= 0.335
t_peak= 0.000
t_mid0= 0.010
t_mid0= 0.010
F20260603151727
K20260603151724
BLK: 3,SNR1: 5.6290 ,SNR2: 14.421
BLK: 3,SNR1: 3.8140 ,SNR2: 8.0056
3C196 2026/06/03 6.32UT FUJI −KISO
C_peak= 0.306
t_peak= 0.000
t_mid0= 0.000
t_mid0= 0.008
Intensity
Time (sec)
Nor. Level
Power
Frequency (Hz)
Cross/Auto Correlation

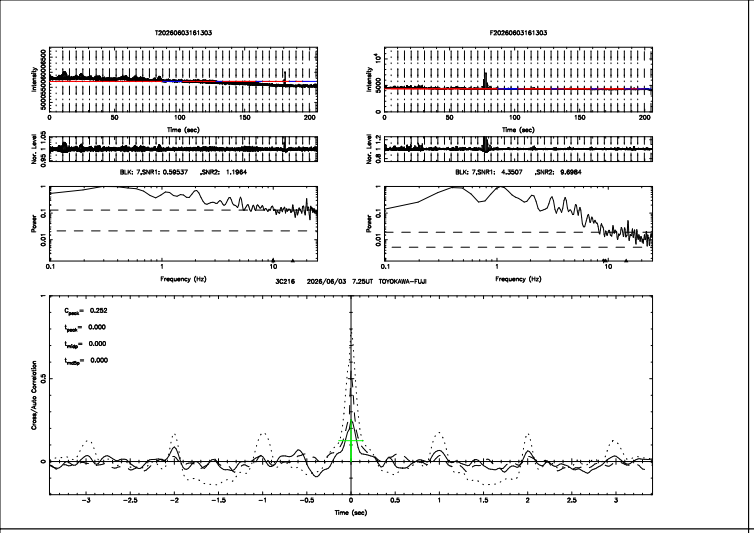
T20260603161303
F20260603161303
BLK: 7,SNR1: 0.59537 ,SNR2: 1.1984
BLK: 7,SNR1: 4.3507 ,SNR2: 9.6984
3C216 2026/06/03 7.25UT TOYOKAWA-FUJI
C_peak= 0.252
t_peak= 0.000
t_edge= 0.000
t_cntr= 0.000

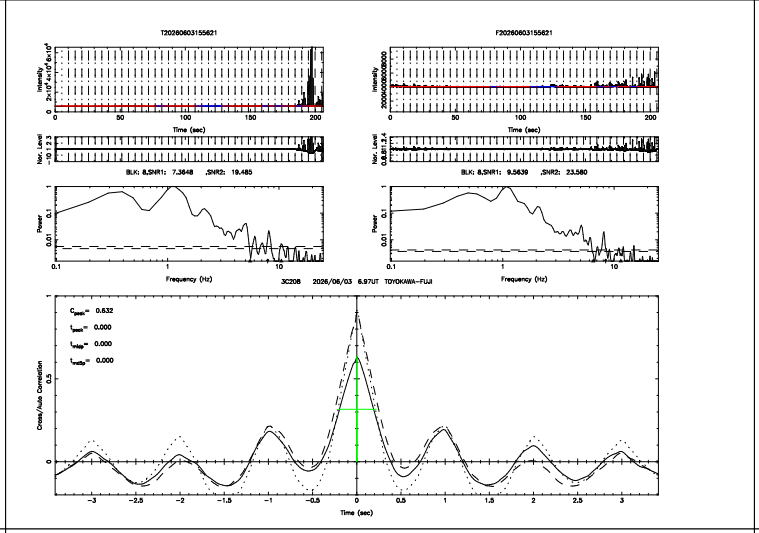
T20260603155621
F20260603155621
BLK: 8,SNR1: 7.3648 ,SNR2: 19.485
BLK: 8,SNR1: 9.5639 ,SNR2: 23.580
3C208 2026/06/03 6.97UT TOYOKAWA-FUJI
C_peak= 0.632
t_peak= 0.000
t_edge= 0.000
t_cntr= 0.000

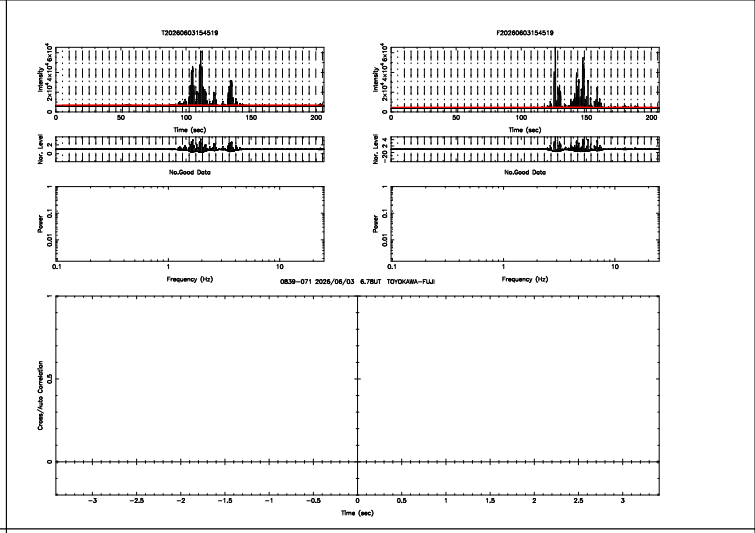
T20260603154519
F20260603154519
No.Good Data
No.Good Data
0839-071 2026/06/03 6.7BUT TOYOKAWA-FUJI

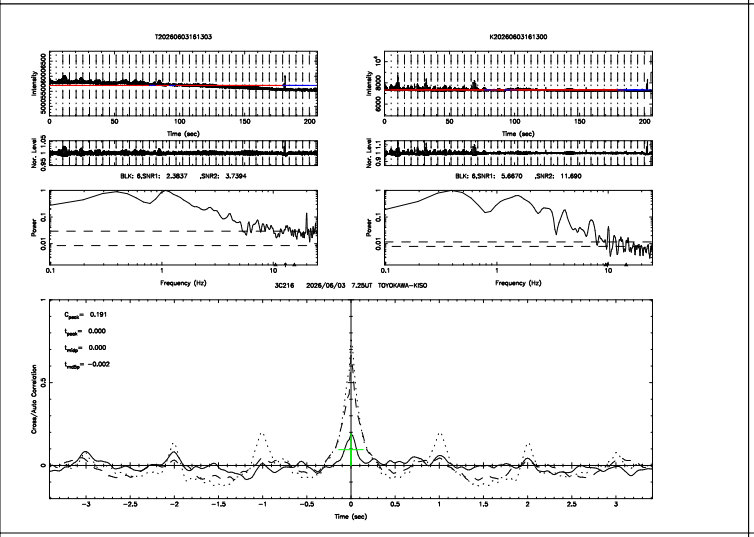
T20260603161303
K20260603161300
BLK: 5,SNR1: 2.3837 ,SNR2: 3.7394
BLK: 6,SNR1: 5.6670 ,SNR2: 11.690
3C216 2026/06/03 7.25UT TOYOKAWA-KISO
C_peak= 0.191
t_peak= 0.000
t_edge= 0.000
t_cntr= -0.002

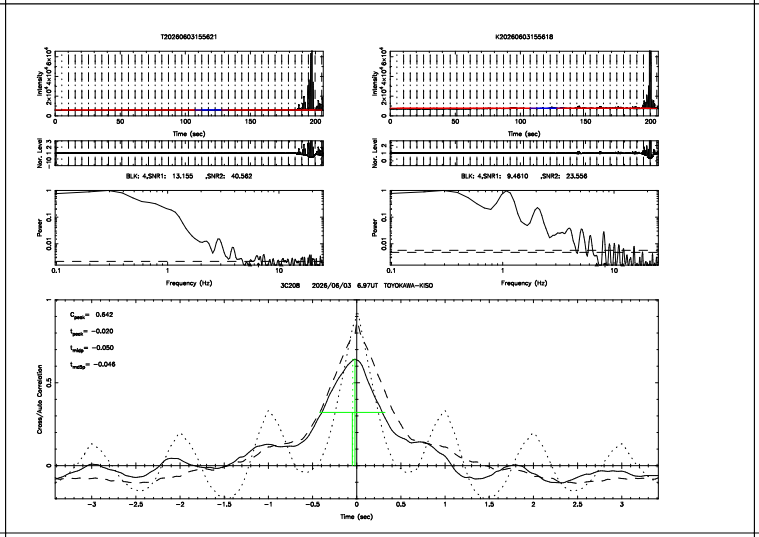
T20260603155621
K20260603155618
BLK: 4,SNR1: 13.155 ,SNR2: 40.562
BLK: 4,SNR1: 9.4610 ,SNR2: 23.556
3C208 2026/06/03 6.97UT TOYOKAWA-KISO
C_peak= 0.642
t_peak= -0.020
t_edge= -0.050
t_cntr= -0.046

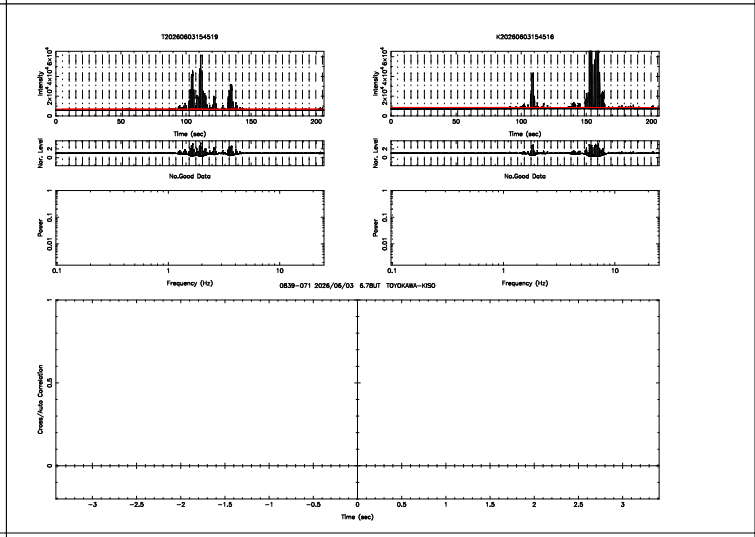
T20260603154519
K20260603154516
No.Good Data
No.Good Data
0839-071 2026/06/03 6.7BUT TOYOKAWA-KISO

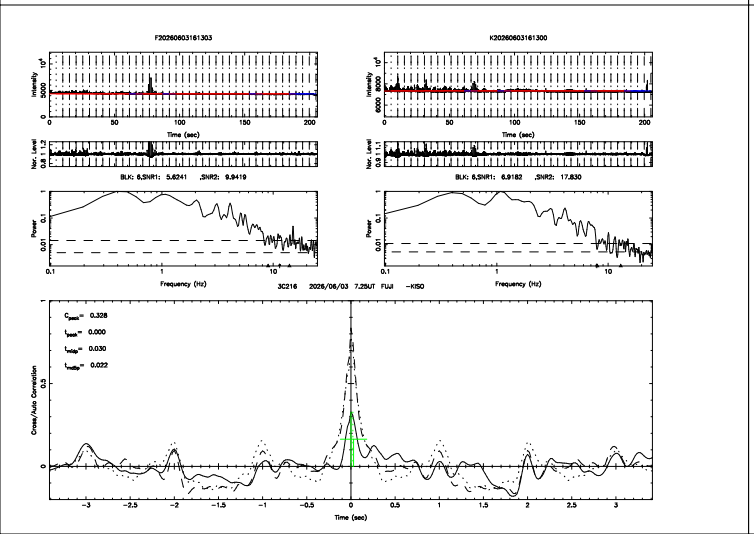
F20260603161303
K20260603161300
BLK: 5,SNR1: 5.6241 ,SNR2: 9.9419
BLK: 5,SNR1: 6.9182 ,SNR2: 17.830
3C216 2026/06/03 7.25UT FUJI -KISO
C_peak= 0.328
t_peak= 0.000
t_edge= 0.030
t_cntr= 0.022

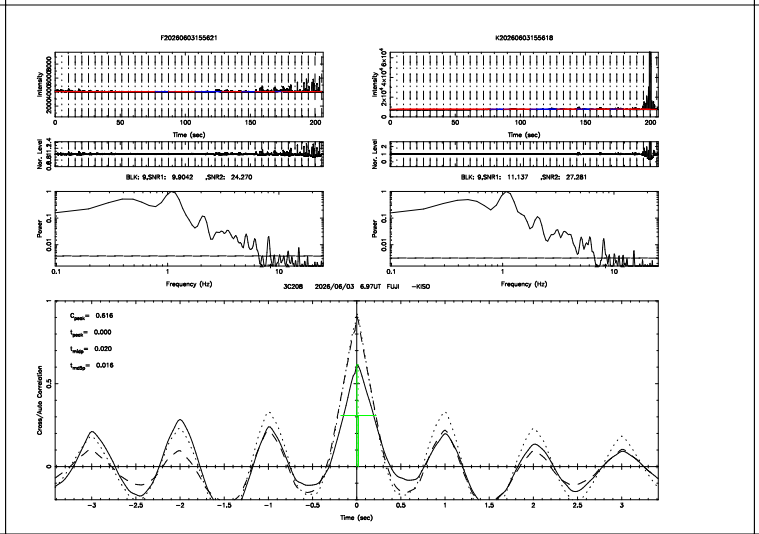
F20260603155621
K20260603155618
BLK: 9,SNR1: 9.9042 ,SNR2: 24.270
BLK: 9,SNR1: 11.137 ,SNR2: 27.281
3C208 2026/06/03 6.97UT FUJI -KISO
C_peak= 0.616
t_peak= 0.000
t_edge= 0.020
t_cntr= 0.016

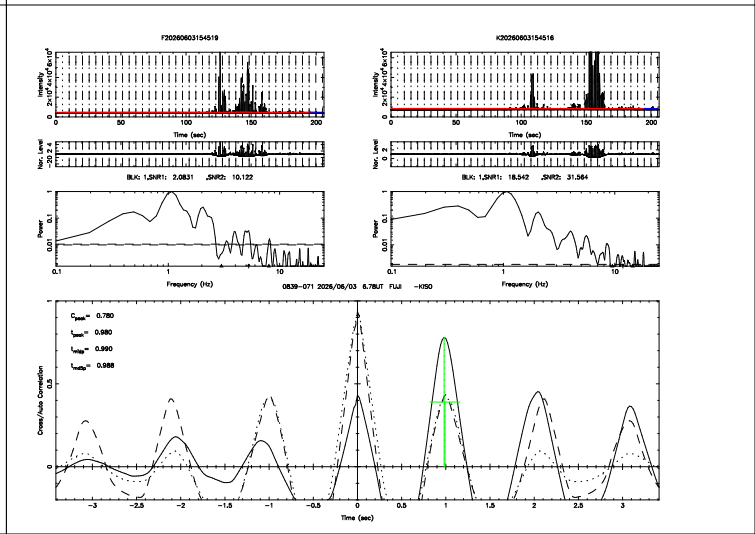
F20260603154519
K20260603154516
BLK: 1,SNR1: 2.0831 ,SNR2: 10.122
BLK: 1,SNR1: 18.542 ,SNR2: 31.564
0839-071 2026/06/03 6.7BUT FUJI -KISO
C_peak= 0.780
t_peak= 0.980
t_edge= 0.990
t_cntr= 0.988

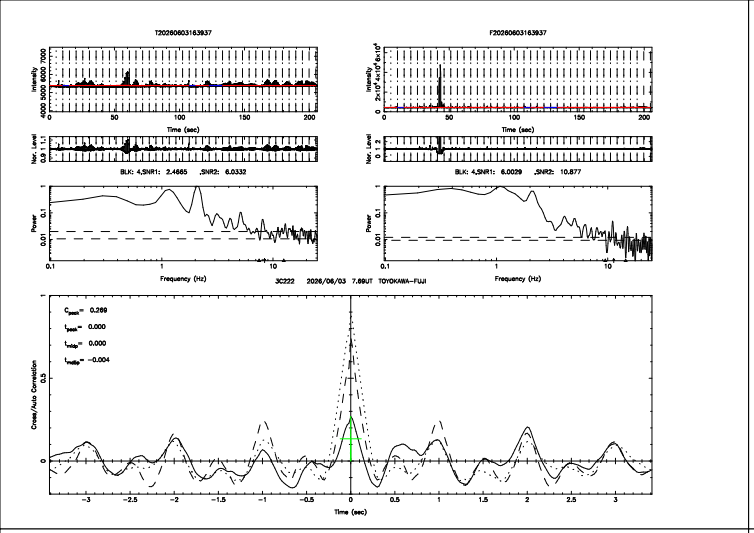
T20260603163937
F20260603163937
BLK: 4,SNR1: 2.4665 ,SNR2: 6.0332
BLK: 4,SNR1: 6.0029 ,SNR2: 10.877
3C222 2026/06/03 7.69UT TOYOKAWA-FUJI
C_{peak}= 0.269
t_{peak}= 0.000
t_{ridge}= 0.000
f_{ridge}= −0.004

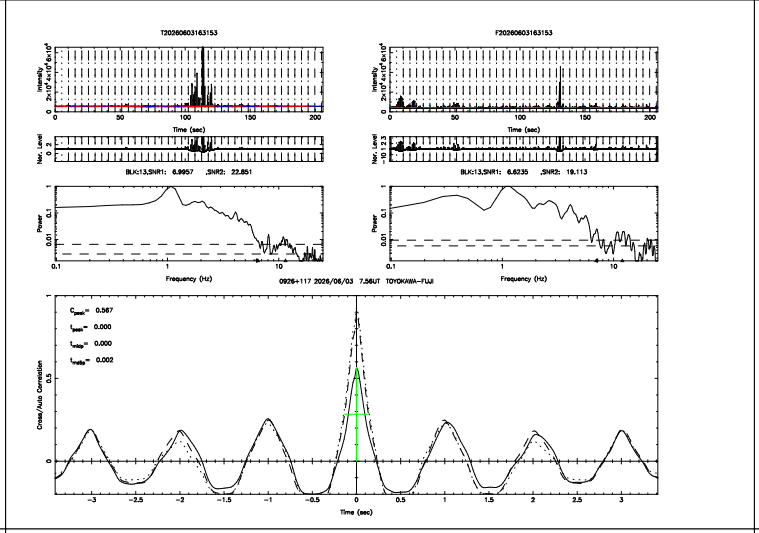
T20260603163153
F20260603163153
BLK:13,SNR1: 6.9957 ,SNR2: 22.851
BLK:13,SNR1: 6.6235 ,SNR2: 19.113
0926+117 2026/06/03 7.56UT TOYOKAWA-FUJI
C_{peak}= 0.567
t_{peak}= 0.000
t_{ridge}= 0.000
f_{ridge}= 0.002

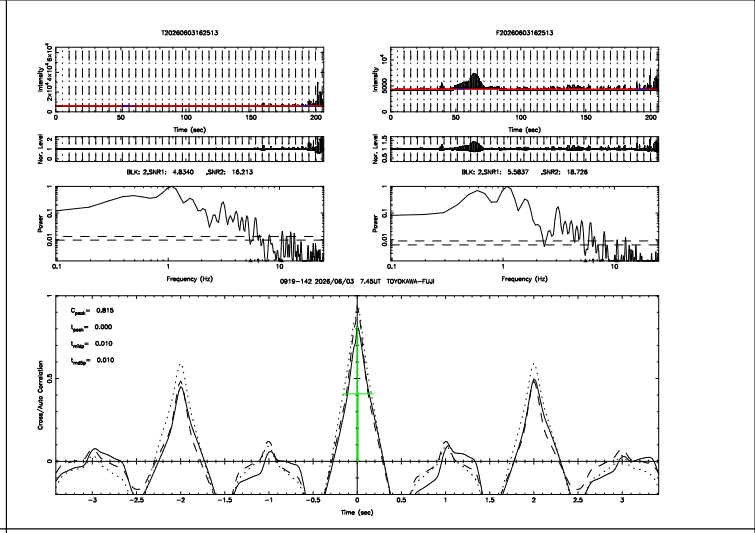
T20260603162513
F20260603162513
BLK: 2,SNR1: 4.8340 ,SNR2: 16.213
BLK: 2,SNR1: 5.5837 ,SNR2: 18.726
0919-142 2026/06/03 7.45UT TOYOKAWA-FUJI
C_{peak}= 0.815
t_{peak}= 0.000
t_{ridge}= 0.010
f_{ridge}= 0.010

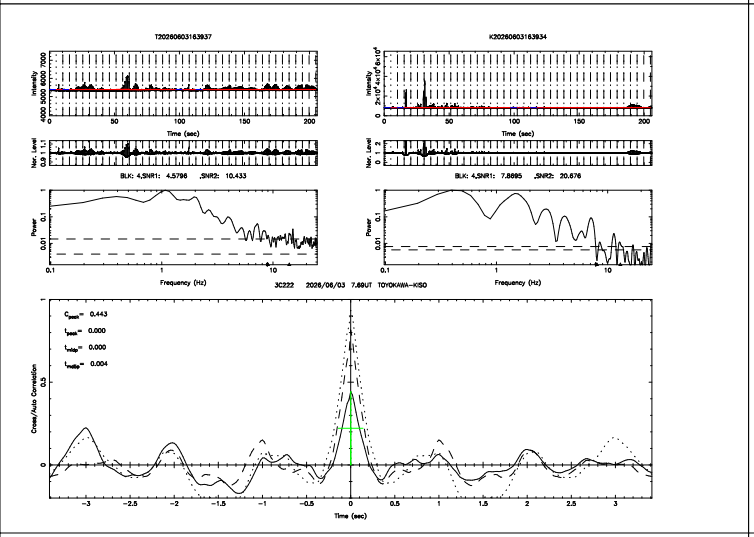
T20260603163937
K20260603163934
BLK: 4,SNR1: 4.5796 ,SNR2: 10.433
BLK: 4,SNR1: 7.8695 ,SNR2: 20.676
3C222 2026/06/03 7.69UT TOYOKAWA-KISO
C_{peak}= 0.443
t_{peak}= 0.000
t_{ridge}= 0.000
f_{ridge}= 0.004

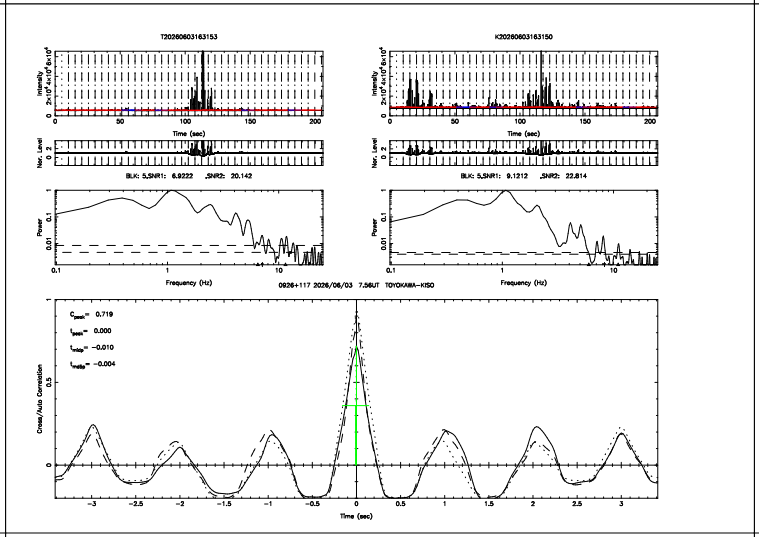
T20260603163153
K20260603163150
BLK: 5,SNR1: 6.9222 ,SNR2: 20.142
BLK: 5,SNR1: 9.1212 ,SNR2: 22.814
0926+117 2026/06/03 7.56UT TOYOKAWA-KISO
C_{peak}= 0.719
t_{peak}= 0.000
t_{ridge}= −0.010
f_{ridge}= −0.004

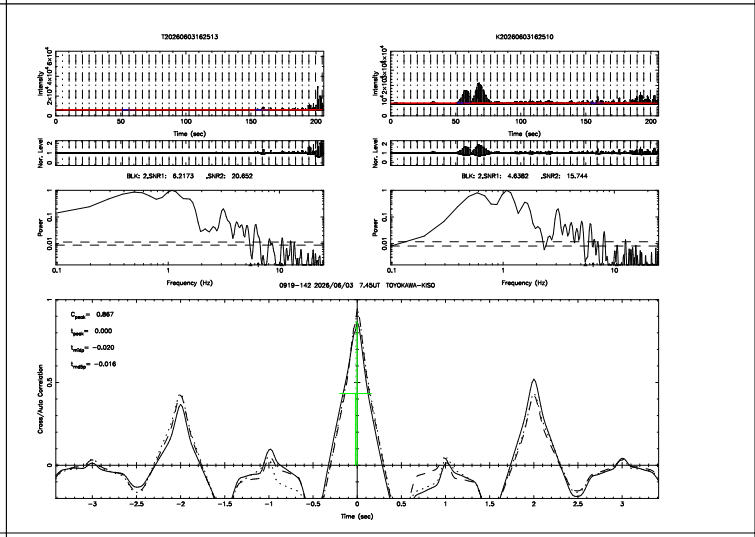
T20260603162513
K20260603162510
BLK: 2,SNR1: 6.2173 ,SNR2: 20.652
BLK: 2,SNR1: 4.6382 ,SNR2: 15.744
0919-142 2026/06/03 7.45UT TOYOKAWA-KISO
C_{peak}= 0.867
t_{peak}= 0.000
t_{ridge}= −0.020
f_{ridge}= −0.016

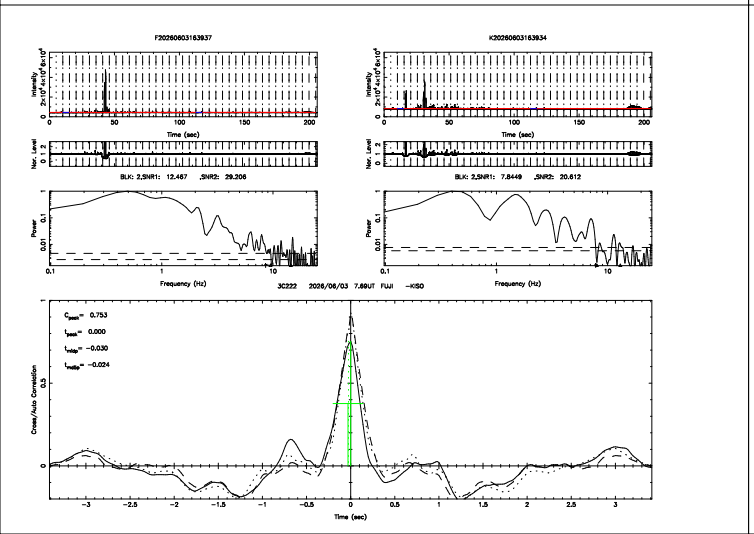
F20260603163837
K20260603163934
BLK: 2,SNR1: 12.467 ,SNR2: 29.206
BLK: 2,SNR1: 7.8449 ,SNR2: 20.612
3C222 2026/06/03 7.69UT FUJI -KISO
C_{peak}= 0.753
t_{peak}= 0.000
t_{ridge}= −0.030
f_{ridge}= −0.024

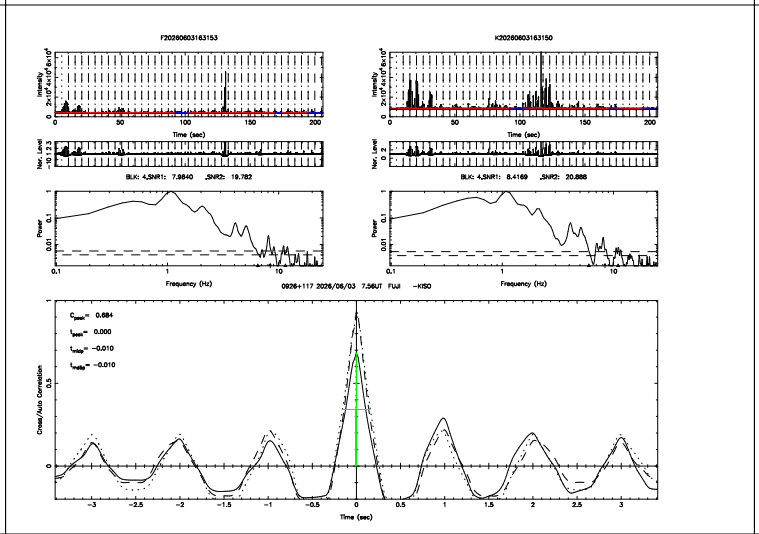
F20260603163153
K20260603163150
BLK: 4,SNR1: 7.9840 ,SNR2: 19.782
BLK: 4,SNR1: 8.4169 ,SNR2: 20.888
0926+117 2026/06/03 7.56UT FUJI -KISO
C_{peak}= 0.684
t_{peak}= 0.000
t_{ridge}= −0.010
f_{ridge}= −0.010

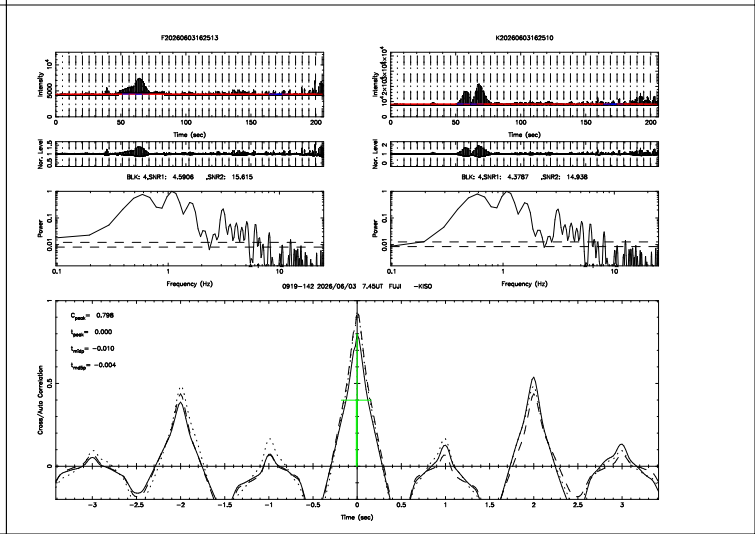
F20260603162513
K20260603162510
BLK: 4,SNR1: 4.5906 ,SNR2: 15.615
BLK: 4,SNR1: 4.3787 ,SNR2: 14.938
0919-142 2026/06/03 7.45UT FUJI -KISO
C_{peak}= 0.798
t_{peak}= 0.000
t_{ridge}= −0.010
f_{ridge}= −0.004

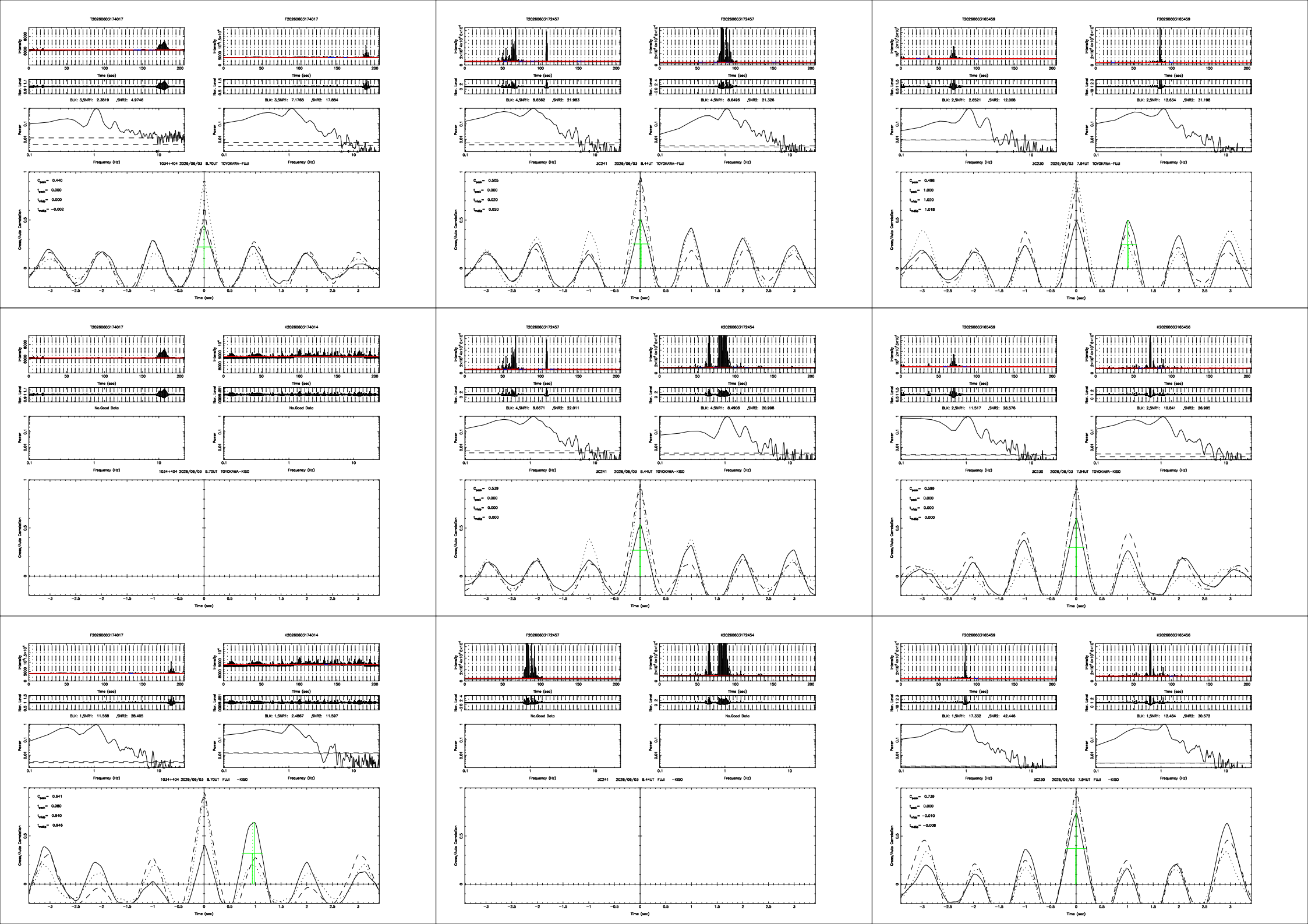
T20260603174017
F20260603174017
BLK: 3,SNR1: 2.3819 ,SNR2: 4.9746
BLK: 3,SNR1: 7.1768 ,SNR2: 17.884
1034+404 2026/06/03 8.70UT TOYOKAWA-FUJI
C_{peak}= 0.440
t_{peak}= 0.000
t_{midp}= 0.000
t_{midp}= −0.002
T20260603172457
F20260603172457
BLK: 4,SNR1: 8.6562 ,SNR2: 21.983
BLK: 4,SNR1: 8.6496 ,SNR2: 21.326
3C241 2026/06/03 8.44UT TOYOKAWA-FUJI
C_{peak}= 0.505
t_{peak}= 0.000
t_{midp}= 0.020
t_{midp}= 0.020
T20260603165459
F20260603165459
BLK: 2,SNR1: 2.6521 ,SNR2: 12.008
BLK: 2,SNR1: 12.634 ,SNR2: 31.198
3C230 2026/06/03 7.94UT TOYOKAWA-FUJI
C_{peak}= 0.496
t_{peak}= 1.000
t_{midp}= 1.020
t_{midp}= 1.018
T20260603174017
K20260603174014
No.Good Data
No.Good Data
1034+404 2026/06/03 8.70UT TOYOKAWA-KISO
T20260603172457
K20260603172454
BLK: 4,SNR1: 8.6671 ,SNR2: 22.011
BLK: 4,SNR1: 8.4908 ,SNR2: 20.998
3C241 2026/06/03 8.44UT TOYOKAWA-KISO
C_{peak}= 0.539
t_{peak}= 0.000
t_{midp}= 0.000
t_{midp}= 0.000
T20260603165459
K20260603165456
BLK: 2,SNR1: 11.517 ,SNR2: 28.576
BLK: 2,SNR1: 10.841 ,SNR2: 26.905
3C230 2026/06/03 7.94UT TOYOKAWA-KISO
C_{peak}= 0.599
t_{peak}= 0.000
t_{midp}= 0.000
t_{midp}= 0.000
F20260603174017
K20260603174014
BLK: 1,SNR1: 11.568 ,SNR2: 28.405
BLK: 1,SNR1: 2.4867 ,SNR2: 11.597
1034+404 2026/06/03 8.70UT FUJI -KISO
C_{peak}= 0.641
t_{peak}= 0.980
t_{midp}= 0.940
t_{midp}= 0.946
F20260603172457
K20260603172454
No.Good Data
No.Good Data
3C241 2026/06/03 8.44UT FUJI -KISO
F20260603165459
K20260603165456
BLK: 1,SNR1: 17.332 ,SNR2: 42.446
BLK: 1,SNR1: 12.484 ,SNR2: 30.572
3C230 2026/06/03 7.94UT FUJI -KISO
C_{peak}= 0.739
t_{peak}= 0.000
t_{midp}= −0.010
t_{midp}= −0.008
Intensity
Time (sec)
Nor. Level
Power
Frequency (Hz)
Cross/Auto Correlation