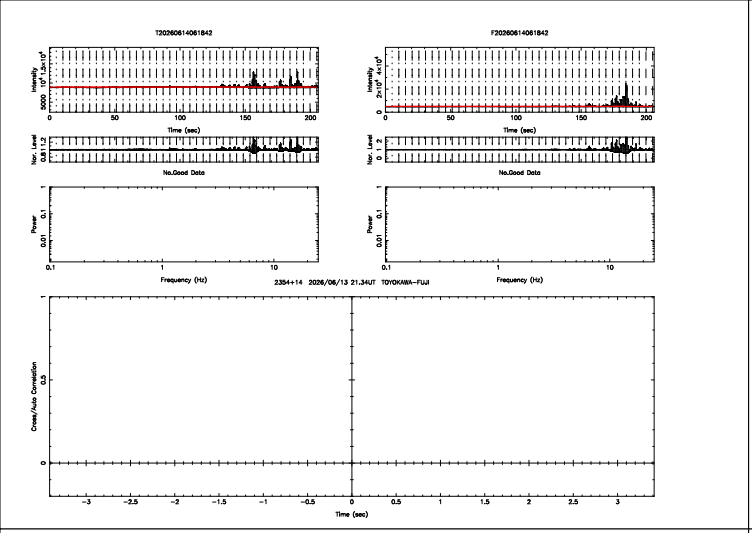
T20260614061842
F20260614061842
No.Good Data
No.Good Data
2354+14 2026/06/13 21.34UT TOYOKAWA-FUJI
Cross/Auto Correlation
Time (sec)

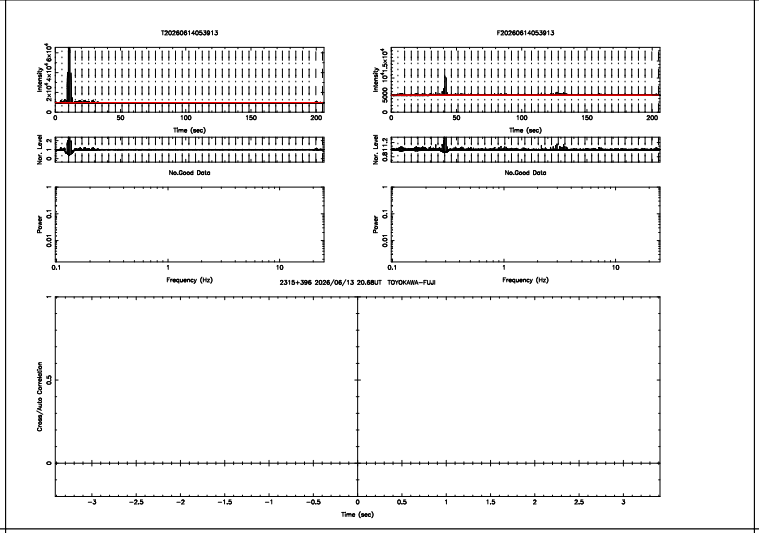
T20260614053913
F20260614053913
No.Good Data
No.Good Data
2315+396 2026/06/13 20.68UT TOYOKAWA-FUJI
Cross/Auto Correlation
Time (sec)

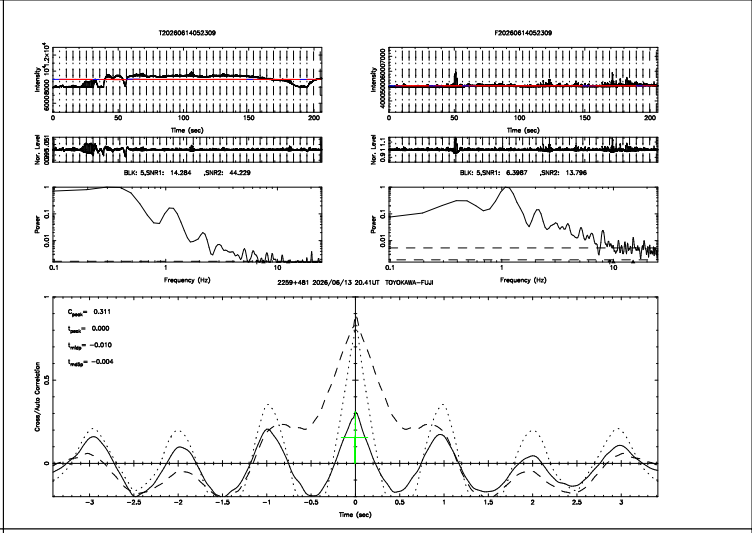
T20260614052309
F20260614052309
BLK: 5,SNR1: 14.284 ,SNR2: 44.229
BLK: 5,SNR1: 6.3987 ,SNR2: 13.796
2259+481 2026/06/13 20.41UT TOYOKAWA-FUJI
C_peak= 0.311
t_peak= 0.000
t_edge= -0.010
t_edge= -0.004
Cross/Auto Correlation
Time (sec)

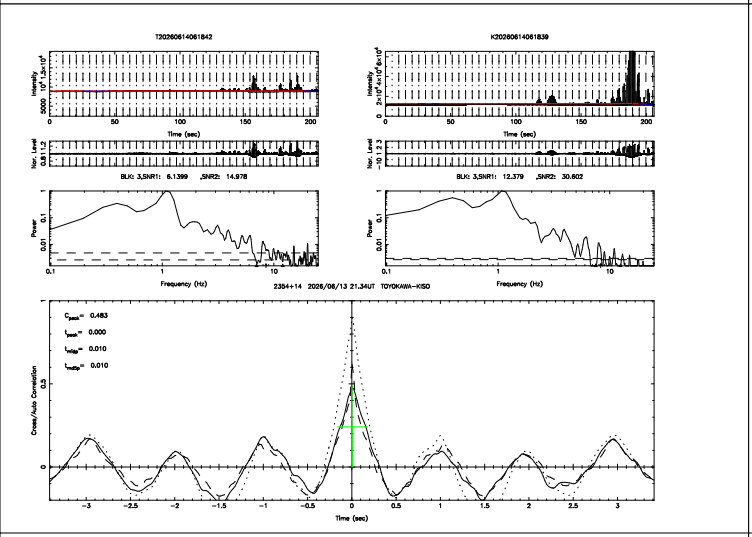
T20260614061842
K20260614061839
BLK: 3,SNR1: 6.1399 ,SNR2: 14.978
BLK: 3,SNR1: 12.379 ,SNR2: 30.802
2354+14 2026/06/13 21.34UT TOYOKAWA-KISO
C_peak= 0.483
t_peak= 0.000
t_edge= 0.010
t_edge= 0.010
Cross/Auto Correlation
Time (sec)

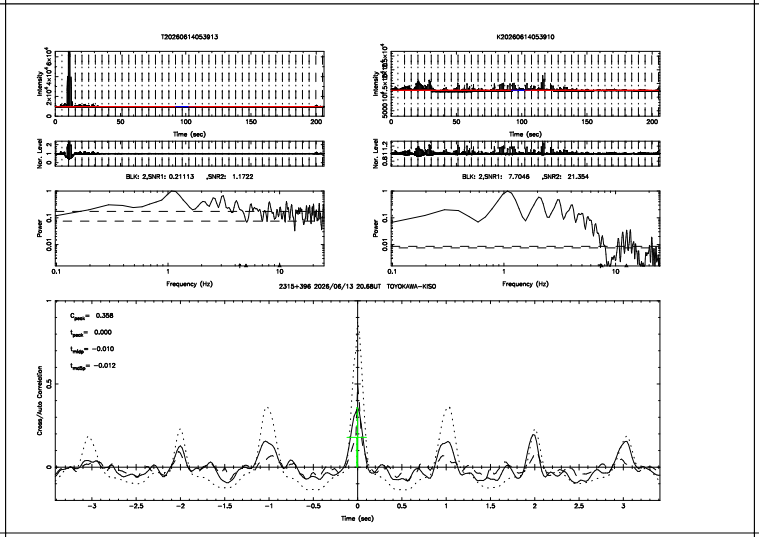
T20260614053913
K20260614053910
BLK: 2,SNR1: 0.21113 ,SNR2: 1.1722
BLK: 2,SNR1: 7.7046 ,SNR2: 21.354
2315+396 2026/06/13 20.68UT TOYOKAWA-KISO
C_peak= 0.358
t_peak= 0.000
t_edge= -0.010
t_edge= -0.012
Cross/Auto Correlation
Time (sec)

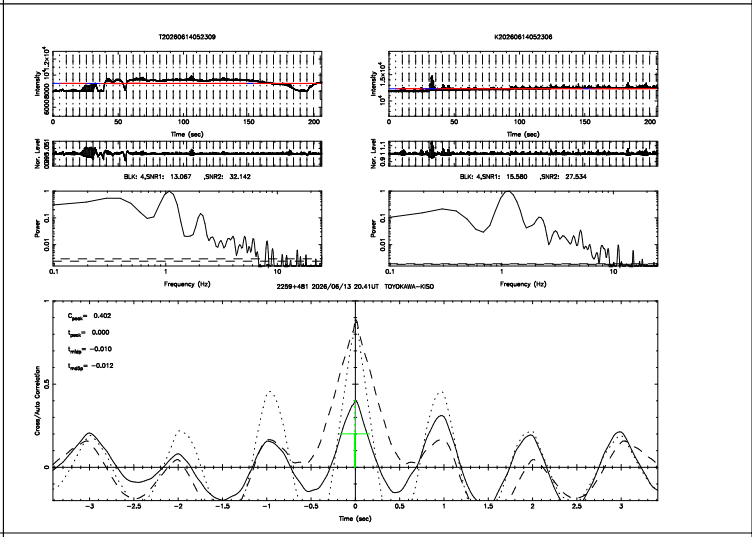
T20260614052309
K20260614052306
BLK: 4,SNR1: 13.067 ,SNR2: 32.142
BLK: 4,SNR1: 15.580 ,SNR2: 27.534
2259+481 2026/06/13 20.41UT TOYOKAWA-KISO
C_peak= 0.402
t_peak= 0.000
t_edge= -0.010
t_edge= -0.012
Cross/Auto Correlation
Time (sec)

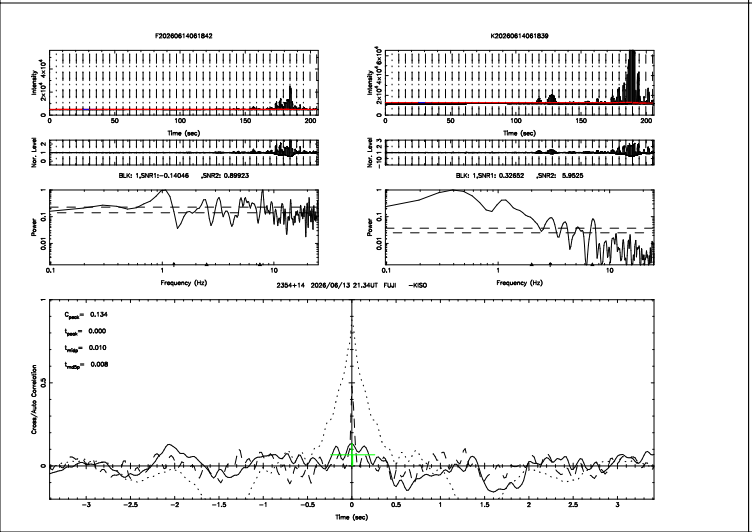
F20260614061842
K20260614061839
BLK: 1,SNR1: -0.14046 ,SNR2: 0.89923
BLK: 1,SNR1: 0.32652 ,SNR2: 5.9525
2354+14 2026/06/13 21.34UT FUJI -KISO
C_peak= 0.134
t_peak= 0.000
t_edge= 0.010
t_edge= 0.008
Cross/Auto Correlation
Time (sec)

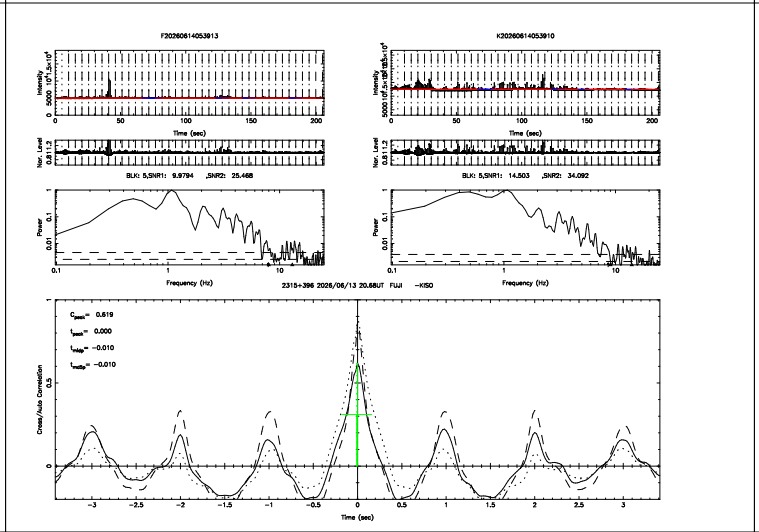
F20260614053913
K20260614053910
BLK: 5,SNR1: 9.9784 ,SNR2: 25.468
BLK: 5,SNR1: 14.503 ,SNR2: 34.092
2315+396 2026/06/13 20.68UT FUJI -KISO
C_peak= 0.619
t_peak= 0.000
t_edge= -0.010
t_edge= -0.010
Cross/Auto Correlation
Time (sec)

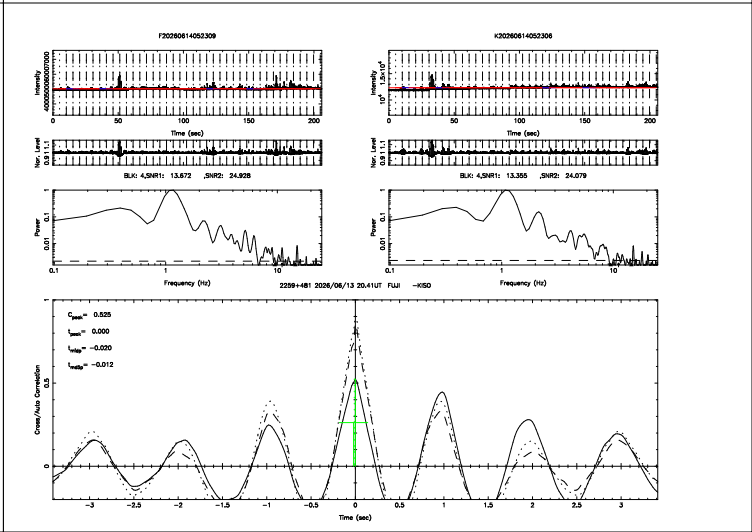
F20260614052309
K20260614052306
BLK: 4,SNR1: 13.672 ,SNR2: 24.928
BLK: 4,SNR1: 13.355 ,SNR2: 24.079
2259+481 2026/06/13 20.41UT FUJI -KISO
C_peak= 0.525
t_peak= 0.000
t_edge= -0.020
t_edge= -0.012
Cross/Auto Correlation
Time (sec)

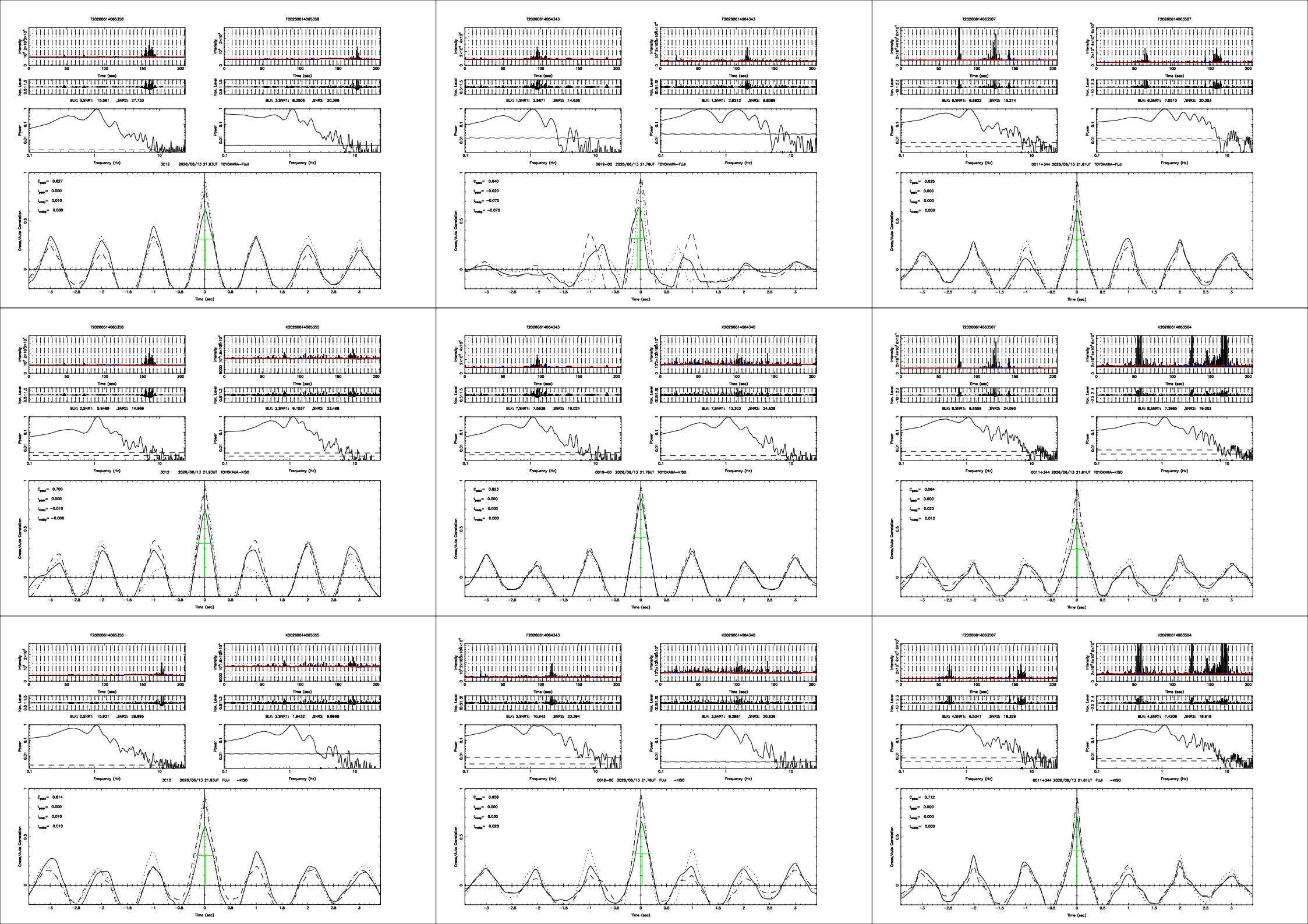
T20260614065358
F20260614065358
BLK: 3,SNR1: 15.561 ,SNR2: 27.733
BLK: 3,SNR1: 8.2506 ,SNR2: 20.396
3C12 2026/06/13 21.93UT TOYOKAWA-FUJI
C_{peak}= 0.627
t_{peak}= 0.000
t_{mdip}= 0.010
t_{mdip}= 0.008
T20260614064343
F20260614064343
BLK: 1,SNR1: 2.5871 ,SNR2: 14.638
BLK: 1,SNR1: 2.8212 ,SNR2: 8.8389
0019-00 2026/06/13 21.76UT TOYOKAWA-FUJI
C_{peak}= 0.640
t_{peak}= -0.020
t_{mdip}= -0.070
t_{mdip}= -0.070
T20260614063507
F20260614063507
BLK: 6,SNR1: 6.6922 ,SNR2: 15.214
BLK: 6,SNR1: 7.0510 ,SNR2: 20.353
0011+344 2026/06/13 21.61UT TOYOKAWA-FUJI
C_{peak}= 0.625
t_{peak}= 0.000
t_{mdip}= 0.000
t_{mdip}= 0.000
T20260614065358
K20260614065355
BLK: 2,SNR1: 5.9469 ,SNR2: 14.966
BLK: 2,SNR1: 9.1537 ,SNR2: 23.498
3C12 2026/06/13 21.93UT TOYOKAWA-KISO
C_{peak}= 0.700
t_{peak}= 0.000
t_{mdip}= -0.010
t_{mdip}= -0.006
T20260614064343
K20260614064340
BLK: 7,SNR1: 7.5636 ,SNR2: 19.024
BLK: 7,SNR1: 13.303 ,SNR2: 24.628
0019-00 2026/06/13 21.76UT TOYOKAWA-KISO
C_{peak}= 0.823
t_{peak}= 0.000
t_{mdip}= 0.000
t_{mdip}= 0.000
T20260614063507
K20260614063504
BLK: 8,SNR1: 9.6559 ,SNR2: 24.090
BLK: 8,SNR1: 7.3965 ,SNR2: 19.052
0011+344 2026/06/13 21.61UT TOYOKAWA-KISO
C_{peak}= 0.584
t_{peak}= 0.000
t_{mdip}= 0.020
t_{mdip}= 0.012
F20260614065358
K20260614065355
BLK: 2,SNR1: 15.921 ,SNR2: 28.895
BLK: 2,SNR1: 1.9432 ,SNR2: 9.8666
3C12 2026/06/13 21.93UT FUJI -KISO
C_{peak}= 0.614
t_{peak}= 0.000
t_{mdip}= 0.010
t_{mdip}= 0.010
F20260614064343
K20260614064340
BLK: 3,SNR1: 10.943 ,SNR2: 23.394
BLK: 3,SNR1: 8.2881 ,SNR2: 20.836
0019-00 2026/06/13 21.76UT FUJI -KISO
C_{peak}= 0.658
t_{peak}= 0.000
t_{mdip}= 0.030
t_{mdip}= 0.026
F20260614063507
K20260614063504
BLK: 4,SNR1: 6.5341 ,SNR2: 18.329
BLK: 4,SNR1: 7.4208 ,SNR2: 18.918
0011+344 2026/06/13 21.61UT FUJI -KISO
C_{peak}= 0.712
t_{peak}= 0.000
t_{mdip}= 0.000
t_{mdip}= 0.000
Intensity
Time (sec)
Nor. Level
Power
Frequency (Hz)
Cross/Auto Correlation

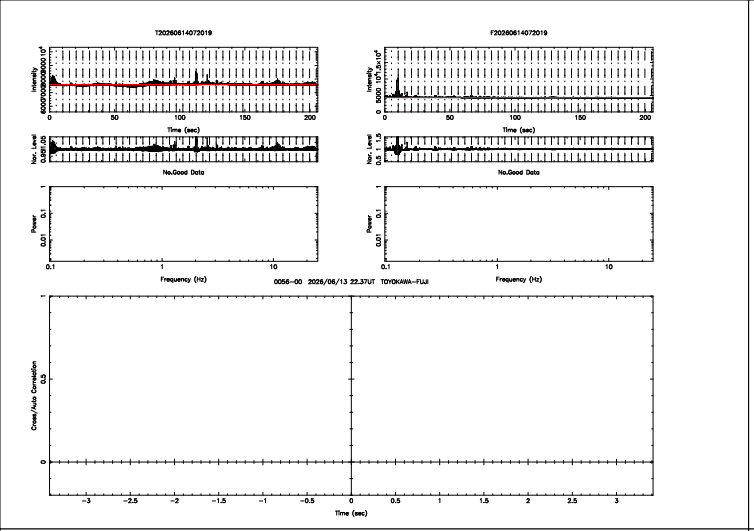
T20260614072019
F20260614072019
No.Good Data
No.Good Data
0056-00 2026/06/13 22.37UT TOYOKAWA-FUJI

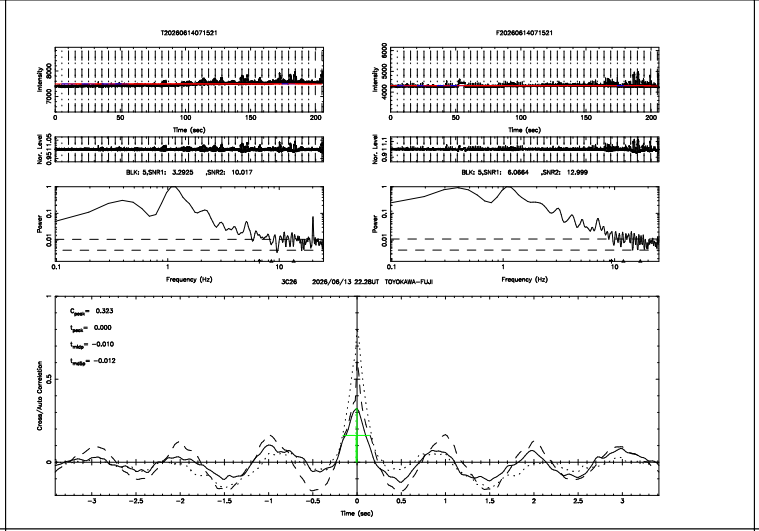
T20260614071521
F20260614071521
BLK: 5,SNR1: 3.2925 ,SNR2: 10.017
BLK: 5,SNR1: 6.0664 ,SNR2: 12.999
3C26 2026/06/13 22.26UT TOYOKAWA-FUJI
C_peak= 0.323
t_peak= 0.000
t_rise= -0.010
t_fall= -0.012

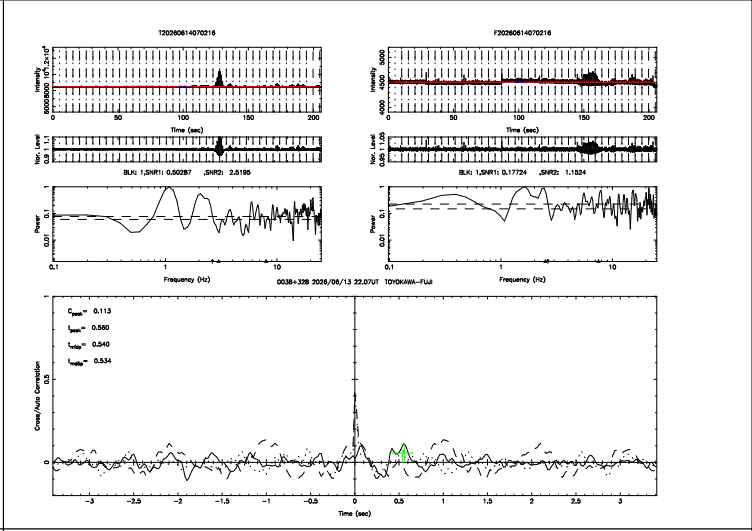
T20260614070216
F20260614070216
BLK: 1,SNR1: 0.50287 ,SNR2: 2.5195
BLK: 1,SNR1: 0.17724 ,SNR2: 1.1524
0038+328 2026/06/13 22.07UT TOYOKAWA-FUJI
C_peak= 0.113
t_peak= 0.560
t_rise= 0.540
t_fall= 0.534

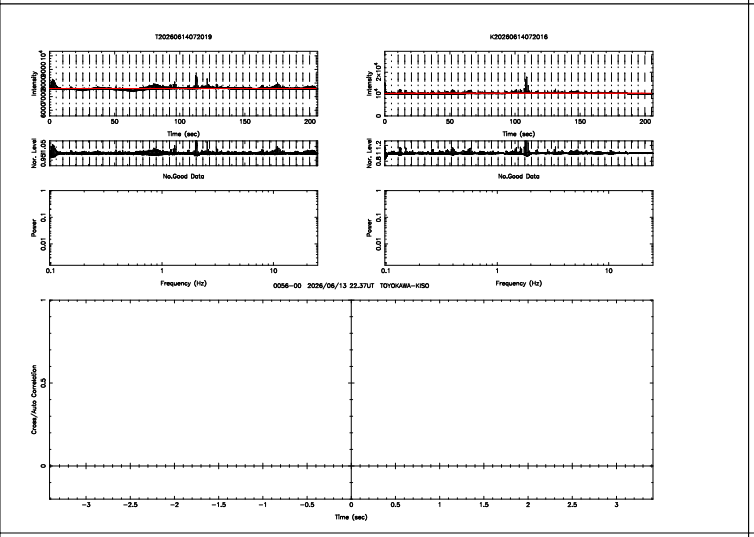
T20260614072019
K20260614072016
No.Good Data
No.Good Data
0056-00 2026/06/13 22.37UT TOYOKAWA-KISO

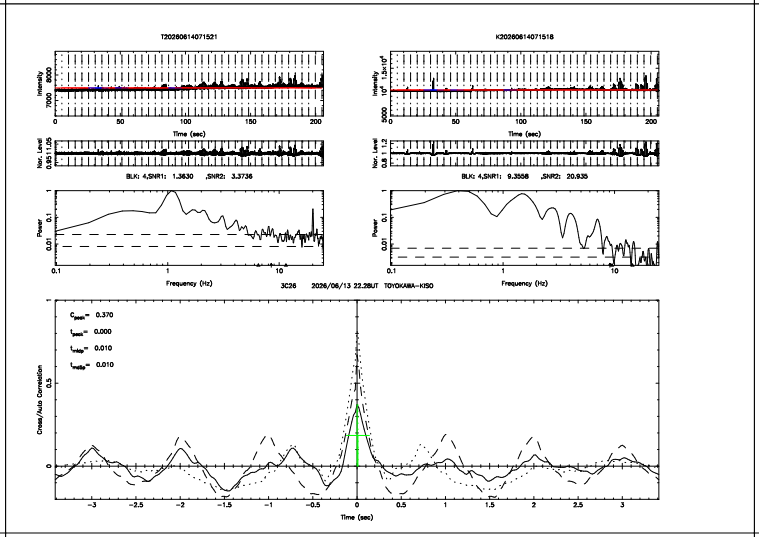
T20260614071521
K20260614071518
BLK: 4,SNR1: 1.3630 ,SNR2: 3.3736
BLK: 4,SNR1: 9.3558 ,SNR2: 20.935
3C26 2026/06/13 22.26UT TOYOKAWA-KISO
C_peak= 0.370
t_peak= 0.000
t_rise= 0.010
t_fall= 0.010

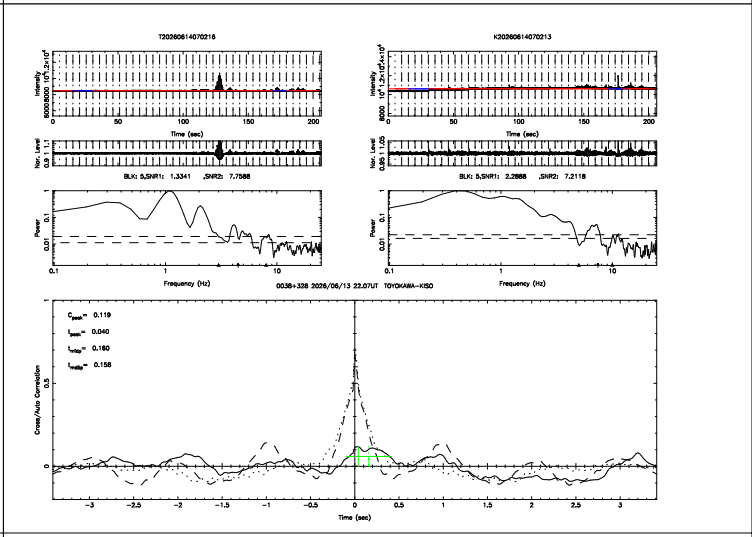
T20260614070216
K20260614070213
BLK: 5,SNR1: 1.3341 ,SNR2: 7.7588
BLK: 5,SNR1: 2.2888 ,SNR2: 7.2118
0038+328 2026/06/13 22.07UT TOYOKAWA-KISO
C_peak= 0.119
t_peak= 0.040
t_rise= 0.160
t_fall= 0.158

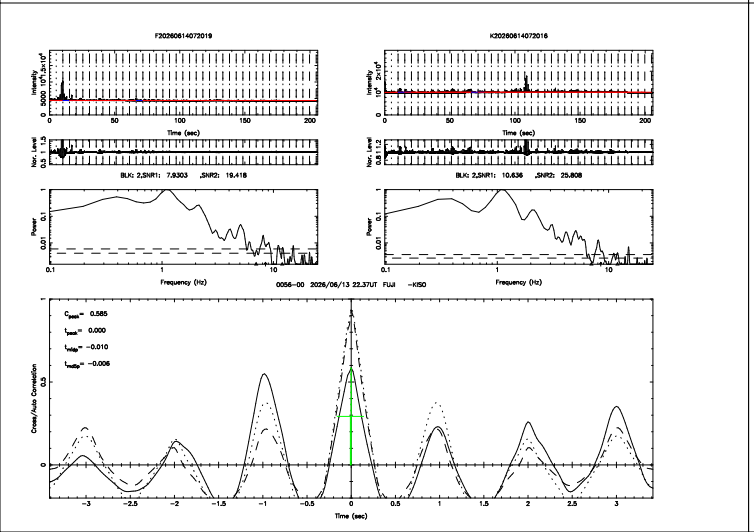
F20260614072019
K20260614072016
BLK: 2,SNR1: 7.8303 ,SNR2: 19.418
BLK: 2,SNR1: 10.636 ,SNR2: 25.808
0056-00 2026/06/13 22.37UT FUJI -KISO
C_peak= 0.585
t_peak= 0.000
t_rise= -0.010
t_fall= -0.006

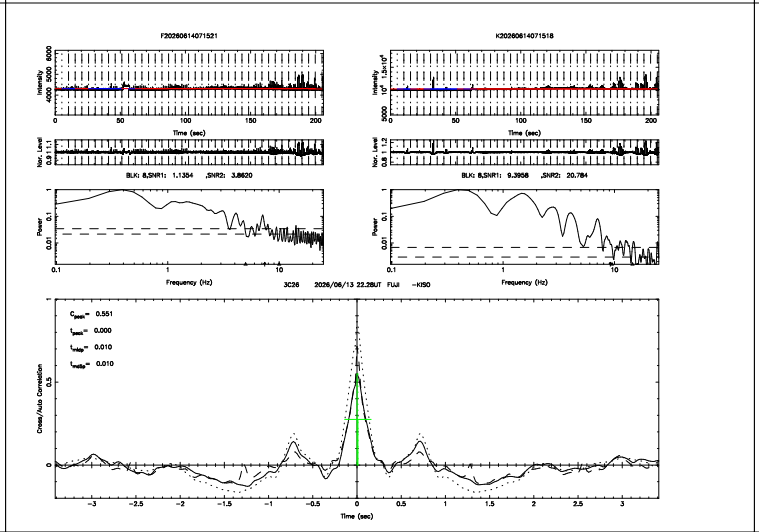
F20260614071521
K20260614071518
BLK: 8,SNR1: 1.1304 ,SNR2: 3.8620
BLK: 8,SNR1: 9.3958 ,SNR2: 20.784
3C26 2026/06/13 22.26UT FUJI -KISO
C_peak= 0.551
t_peak= 0.000
t_rise= 0.010
t_fall= 0.010

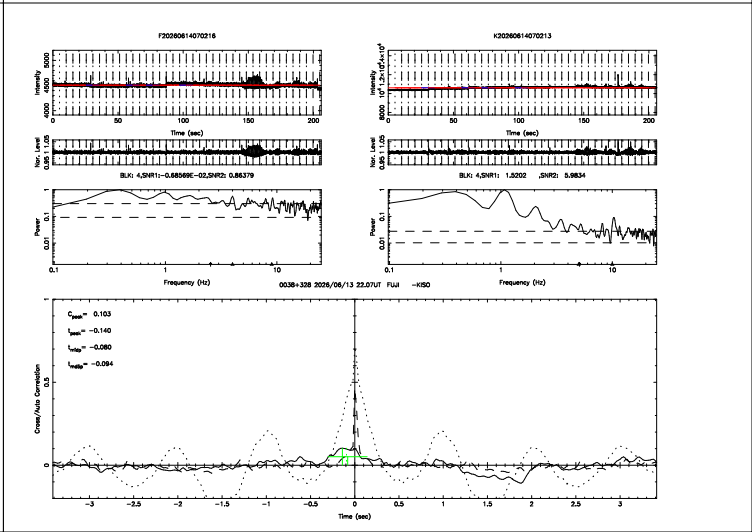
F20260614070216
K20260614070213
BLK: 4,SNR1: -0.68069E-02,SNR2: 0.86379
BLK: 4,SNR1: 1.5202 ,SNR2: 5.9834
0038+328 2026/06/13 22.07UT FUJI -KISO
C_peak= 0.103
t_peak= -0.140
t_rise= -0.080
t_fall= -0.094

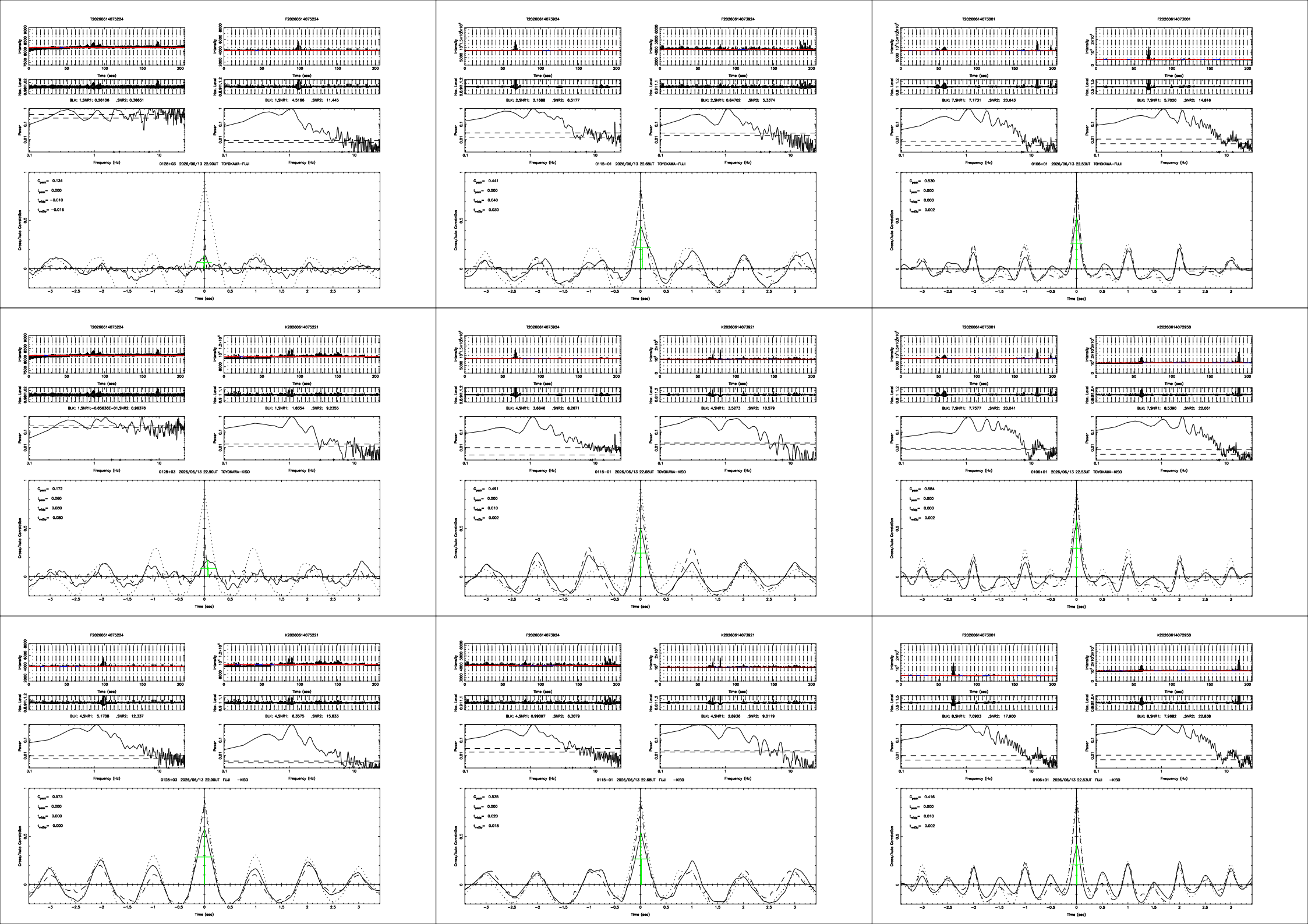
T20260614075224
F20260614075224
BLK: 1,SNR1: 0.26106 ,SNR2: 0.36651
BLK: 1,SNR1: 4.5166 ,SNR2: 11.445
0128+03 2026/06/13 22.90UT TOYOKAWA-FUJI
C_peak= 0.134
t_peak= 0.000
t_midp= -0.010
t_midb= -0.016
T20260614073924
F20260614073924
BLK: 2,SNR1: 2.1688 ,SNR2: 6.5177
BLK: 2,SNR1: 0.84702 ,SNR2: 5.3374
0115-01 2026/06/13 22.68UT TOYOKAWA-FUJI
C_peak= 0.441
t_peak= 0.000
t_midp= 0.040
t_midb= 0.030
T20260614073001
F20260614073001
BLK: 7,SNR1: 7.1731 ,SNR2: 20.643
BLK: 7,SNR1: 5.7020 ,SNR2: 14.816
0106+01 2026/06/13 22.53UT TOYOKAWA-FUJI
C_peak= 0.530
t_peak= 0.000
t_midp= 0.000
t_midb= 0.002
T20260614075224
K20260614075221
BLK: 1,SNR1:-0.65636E-01,SNR2: 0.96376
BLK: 1,SNR1: 1.8354 ,SNR2: 9.2355
0128+03 2026/06/13 22.90UT TOYOKAWA-KISO
C_peak= 0.172
t_peak= 0.060
t_midp= 0.080
t_midb= 0.080
T20260614073924
K20260614073921
BLK: 4,SNR1: 3.6846 ,SNR2: 8.2671
BLK: 4,SNR1: 3.5273 ,SNR2: 10.579
0115-01 2026/06/13 22.68UT TOYOKAWA-KISO
C_peak= 0.491
t_peak= 0.000
t_midp= 0.010
t_midb= 0.002
T20260614073001
K20260614072958
BLK: 7,SNR1: 7.7577 ,SNR2: 20.041
BLK: 7,SNR1: 8.5390 ,SNR2: 22.061
0106+01 2026/06/13 22.53UT TOYOKAWA-KISO
C_peak= 0.584
t_peak= 0.000
t_midp= 0.000
t_midb= 0.002
F20260614075224
K20260614075221
BLK: 4,SNR1: 5.1708 ,SNR2: 12.337
BLK: 4,SNR1: 6.3575 ,SNR2: 15.833
0128+03 2026/06/13 22.90UT FUJI -KISO
C_peak= 0.573
t_peak= 0.000
t_midp= 0.000
t_midb= 0.000
F20260614073924
K20260614073921
BLK: 4,SNR1: 0.99097 ,SNR2: 6.3079
BLK: 4,SNR1: 2.8936 ,SNR2: 9.0119
0115-01 2026/06/13 22.68UT FUJI -KISO
C_peak= 0.535
t_peak= 0.000
t_midp= 0.020
t_midb= 0.018
F20260614073001
K20260614072958
BLK: 8,SNR1: 7.0903 ,SNR2: 17.900
BLK: 8,SNR1: 7.9682 ,SNR2: 22.838
0106+01 2026/06/13 22.53UT FUJI -KISO
C_peak= 0.416
t_peak= 0.000
t_midp= 0.010
t_midb= 0.002
Intensity
Nor. Level
Power
Frequency (Hz)
Time (sec)
Cross/Auto Correlation

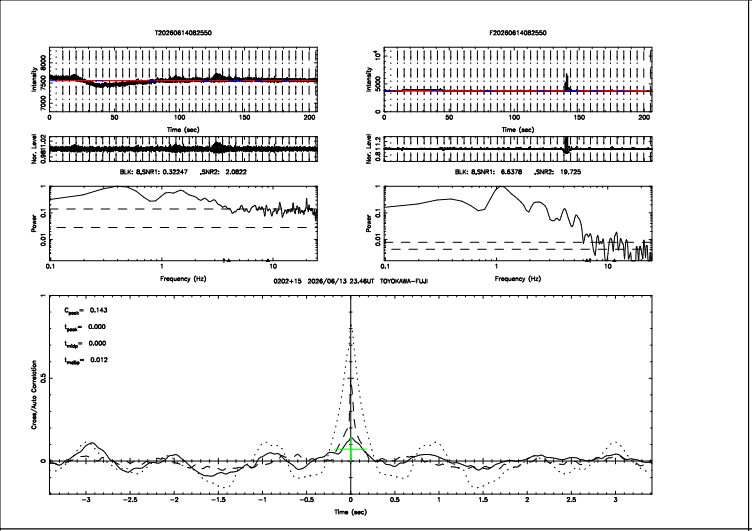
T20260614082550
F20260614082550
BLK: 8,SNR1: 0.32247 ,SNR2: 2.0822
BLK: 8,SNR1: 6.6378 ,SNR2: 19.725
0202+15 2026/06/13 23.46UT TOYOKAWA-FUJI
C_peak= 0.143
t_peak= 0.000
t_ridge= 0.000
t_valley= 0.012

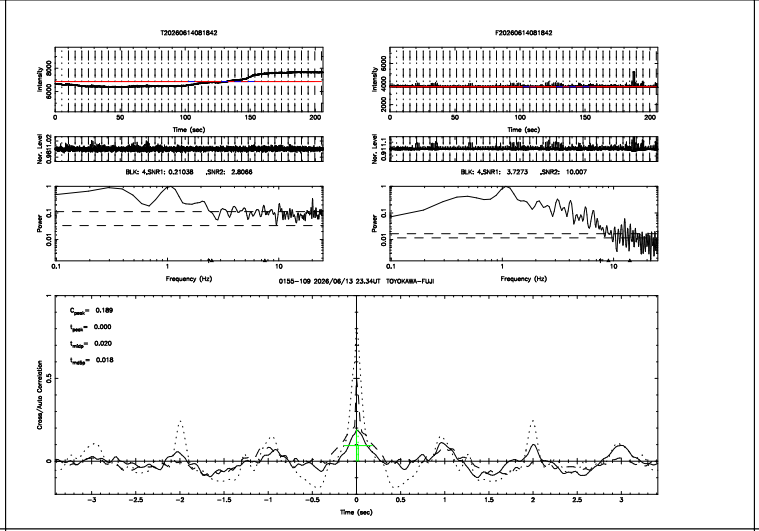
T20260614081842
F20260614081842
BLK: 4,SNR1: 0.21038 ,SNR2: 2.8066
BLK: 4,SNR1: 3.7273 ,SNR2: 10.007
0155-109 2026/06/13 23.34UT TOYOKAWA-FUJI
C_peak= 0.189
t_peak= 0.000
t_ridge= 0.020
t_valley= 0.018

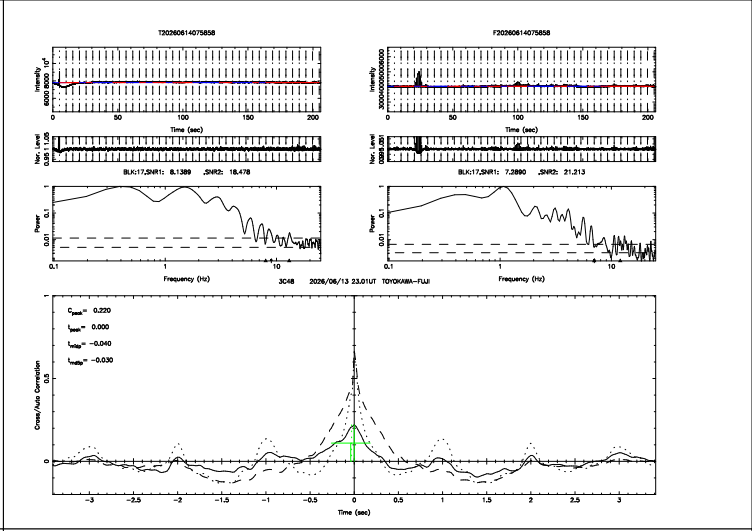
T20260614075858
F20260614075858
BLK:17,SNR1: 8.1389 ,SNR2: 18.478
BLK:17,SNR1: 7.2890 ,SNR2: 21.213
3C48 2026/06/13 23.01UT TOYOKAWA-FUJI
C_peak= 0.220
t_peak= 0.000
t_ridge= -0.040
t_valley= -0.030

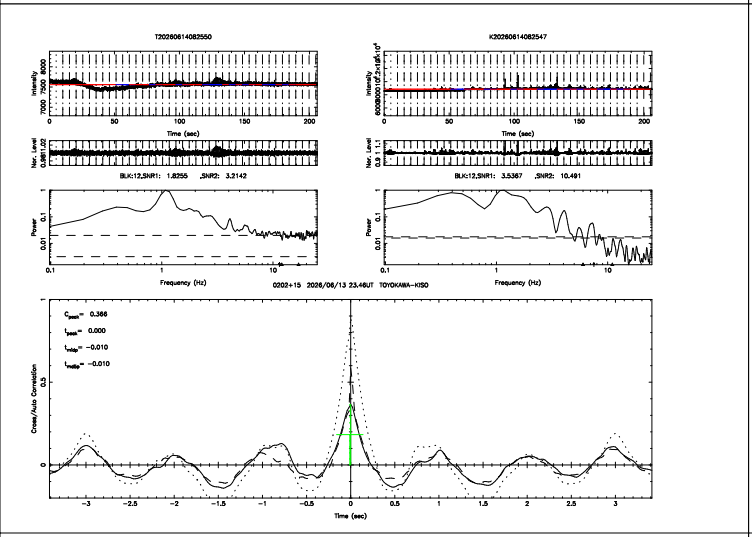
T20260614082550
K20260614082547
BLK:12,SNR1: 1.8255 ,SNR2: 3.2142
BLK:12,SNR1: 3.5387 ,SNR2: 10.491
0202+15 2026/06/13 23.46UT TOYOKAWA-KISO
C_peak= 0.366
t_peak= 0.000
t_ridge= -0.010
t_valley= -0.010

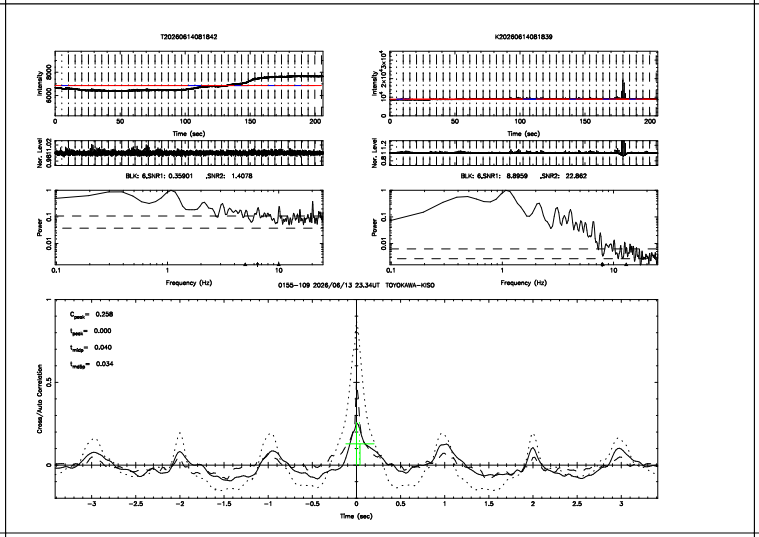
T20260614081842
K20260614081839
BLK: 6,SNR1: 0.35901 ,SNR2: 1.4078
BLK: 6,SNR1: 8.8959 ,SNR2: 22.862
0155-109 2026/06/13 23.34UT TOYOKAWA-KISO
C_peak= 0.258
t_peak= 0.000
t_ridge= 0.040
t_valley= 0.034

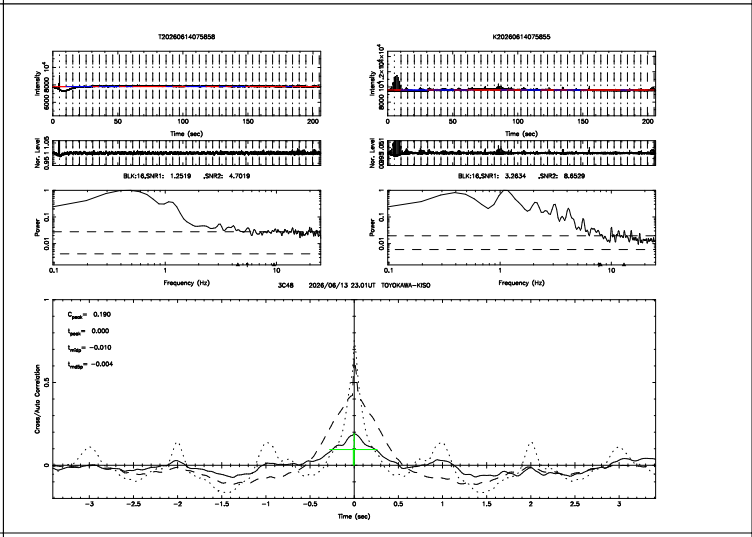
T20260614075858
K20260614075855
BLK:16,SNR1: 1.2519 ,SNR2: 4.7019
BLK:16,SNR1: 3.2634 ,SNR2: 8.6529
3C48 2026/06/13 23.01UT TOYOKAWA-KISO
C_peak= 0.190
t_peak= 0.000
t_ridge= -0.010
t_valley= -0.004

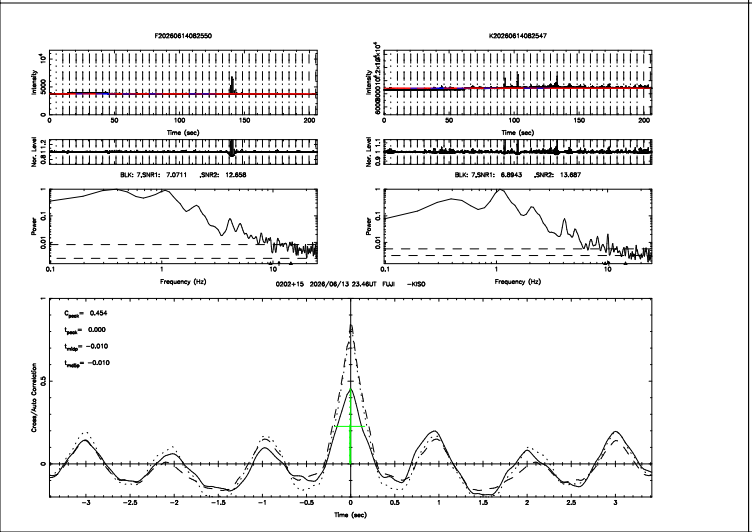
F20260614082550
K20260614082547
BLK: 7,SNR1: 7.0711 ,SNR2: 12.658
BLK: 7,SNR1: 8.8943 ,SNR2: 13.687
0202+15 2026/06/13 23.46UT FUJI -KISO
C_peak= 0.454
t_peak= 0.000
t_ridge= -0.010
t_valley= -0.010

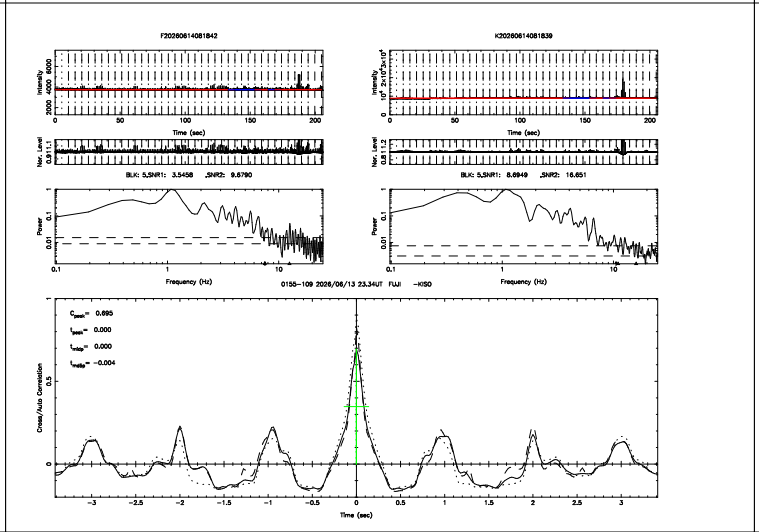
F20260614081842
K20260614081839
BLK: 5,SNR1: 3.5458 ,SNR2: 9.6790
BLK: 5,SNR1: 8.6949 ,SNR2: 16.651
0155-109 2026/06/13 23.34UT FUJI -KISO
C_peak= 0.690
t_peak= 0.000
t_ridge= 0.000
t_valley= -0.004

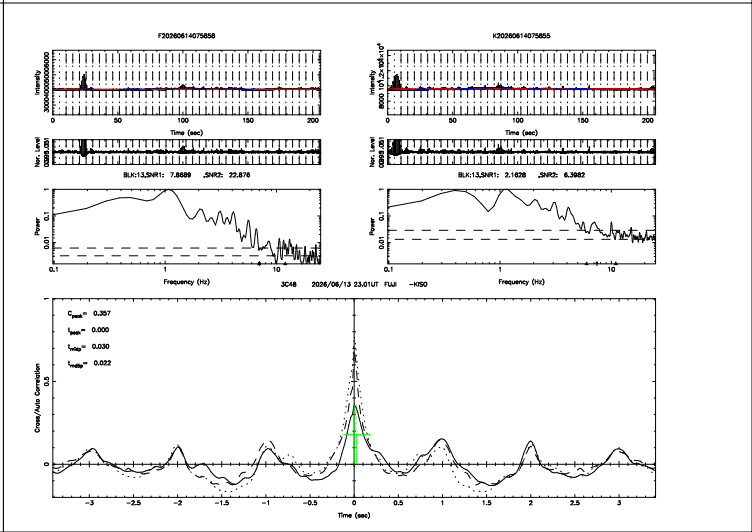
F20260614075858
K20260614075855
BLK:13,SNR1: 7.8689 ,SNR2: 22.876
BLK:13,SNR1: 2.1628 ,SNR2: 6.3982
3C48 2026/06/13 23.01UT FUJI -KISO
C_peak= 0.357
t_peak= 0.000
t_ridge= 0.030
t_valley= 0.022

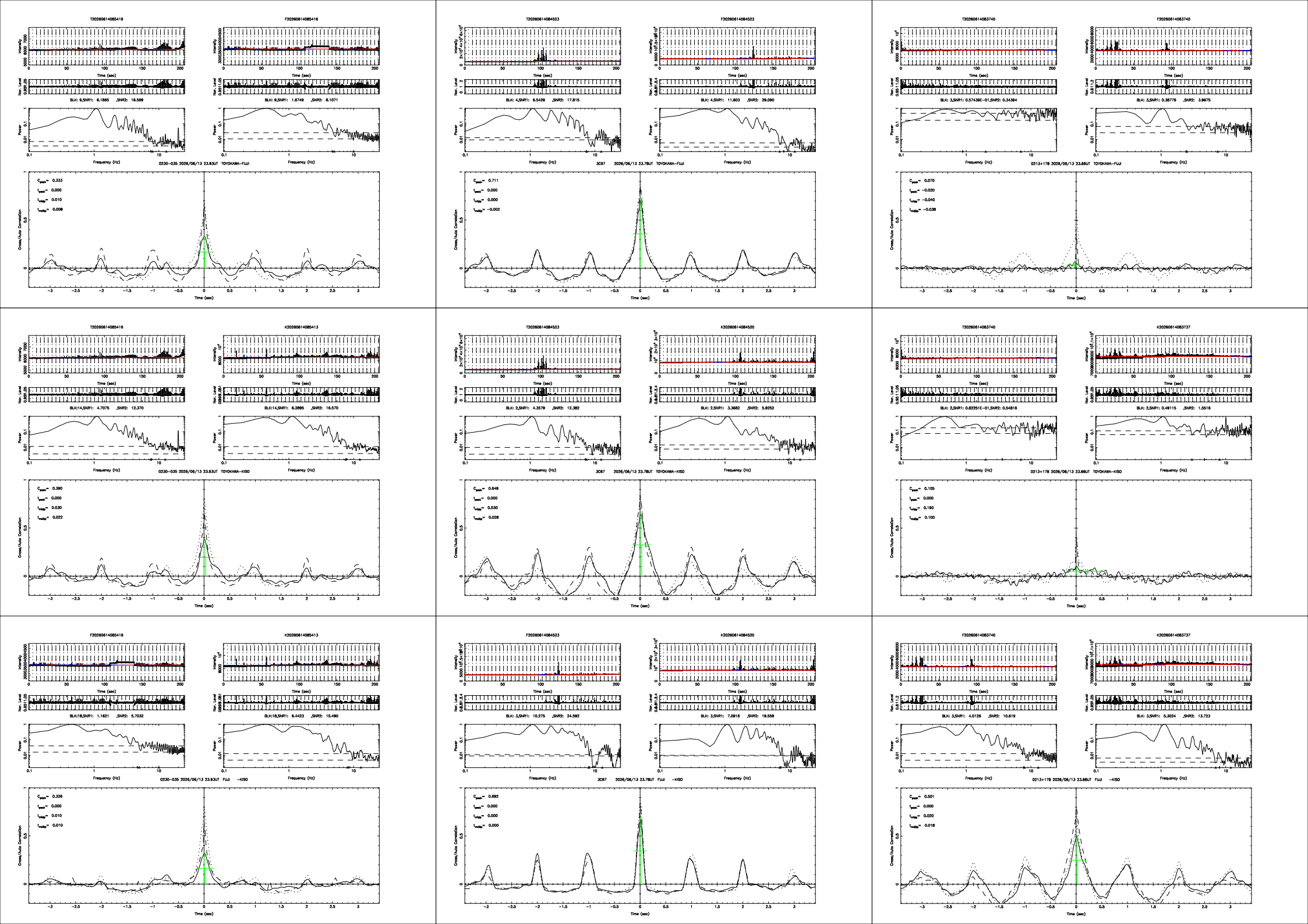
T20260614085416
F20260614085416
BLK: 9,SNR1: 6.1865 ,SNR2: 16.569
BLK: 9,SNR1: 1.6749 ,SNR2: 8.1071
0230−035 2026/06/13 23.93UT TOYOKAWA−FUJI
C_peak= 0.333
t_peak= 0.000
t_midp= 0.010
t_midbp= 0.008
T20260614084523
F20260614084523
BLK: 4,SNR1: 6.5426 ,SNR2: 17.815
BLK: 4,SNR1: 11.603 ,SNR2: 29.090
3C67 2026/06/13 23.78UT TOYOKAWA−FUJI
C_peak= 0.711
t_peak= 0.000
t_midp= 0.000
t_midbp= −0.002
T20260614083740
F20260614083740
BLK: 3,SNR1: 0.57439E−01,SNR2: 0.34394
BLK: 3,SNR1: 0.38776 ,SNR2: 3.9675
0213+178 2026/06/13 23.66UT TOYOKAWA−FUJI
C_peak= 0.070
t_peak= −0.020
t_midp= −0.040
t_midbp= −0.038
T20260614085416
K20260614085413
BLK:14,SNR1: 4.7075 ,SNR2: 12.370
BLK:14,SNR1: 6.2895 ,SNR2: 16.570
0230−035 2026/06/13 23.93UT TOYOKAWA−KISO
C_peak= 0.390
t_peak= 0.000
t_midp= 0.030
t_midbp= 0.022
T20260614084523
K20260614084520
BLK: 2,SNR1: 4.3579 ,SNR2: 12.382
BLK: 2,SNR1: 3.3682 ,SNR2: 5.9252
3C67 2026/06/13 23.78UT TOYOKAWA−KISO
C_peak= 0.649
t_peak= 0.000
t_midp= 0.030
t_midbp= 0.028
T20260614083740
K20260614083737
BLK: 2,SNR1: 0.82251E−01,SNR2: 0.54816
BLK: 2,SNR1: 0.49115 ,SNR2: 1.5516
0213+178 2026/06/13 23.66UT TOYOKAWA−KISO
C_peak= 0.105
t_peak= 0.000
t_midp= 0.190
t_midbp= 0.100
F20260614085416
K20260614085413
BLK:18,SNR1: 1.1621 ,SNR2: 5.7032
BLK:18,SNR1: 6.4423 ,SNR2: 15.490
0230−035 2026/06/13 23.93UT FUJI −KISO
C_peak= 0.326
t_peak= 0.000
t_midp= 0.010
t_midbp= 0.010
F20260614084523
K20260614084520
BLK: 3,SNR1: 10.275 ,SNR2: 24.592
BLK: 3,SNR1: 7.0916 ,SNR2: 19.559
3C67 2026/06/13 23.78UT FUJI −KISO
C_peak= 0.692
t_peak= 0.000
t_midp= 0.000
t_midbp= 0.000
F20260614083740
K20260614083737
BLK: 3,SNR1: 4.0126 ,SNR2: 10.619
BLK: 3,SNR1: 5.3024 ,SNR2: 13.723
0213+178 2026/06/13 23.66UT FUJI −KISO
C_peak= 0.501
t_peak= 0.000
t_midp= 0.020
t_midbp= 0.018
Intensity
Time (sec)
Nor. Level
Power
Frequency (Hz)
Cross/Auto Correlation

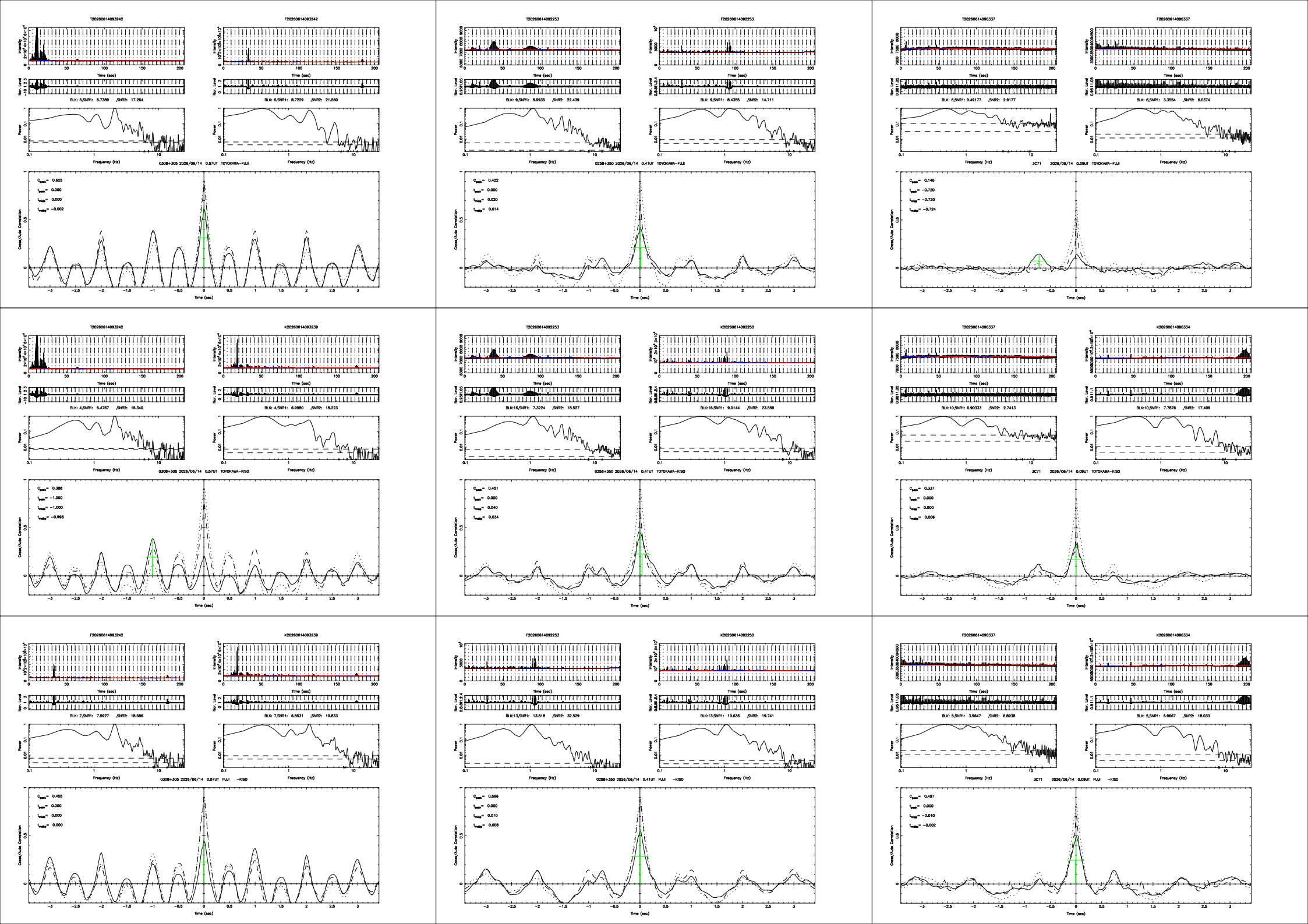
T20260614093242
F20260614093242
BLK: 5,SNR1: 5.7389 ,SNR2: 17.264
BLK: 5,SNR1: 8.7229 ,SNR2: 21.560
0308+305 2026/06/14 0.57UT TOYOKAWA-FUJI
C_peak= 0.625
t_peak= 0.000
t_midp= 0.000
t_midp= -0.002
T20260614092253
F20260614092253
BLK: 9,SNR1: 8.9935 ,SNR2: 22.439
BLK: 9,SNR1: 8.4355 ,SNR2: 14.711
0258+350 2026/06/14 0.41UT TOYOKAWA-FUJI
C_peak= 0.422
t_peak= 0.000
t_midp= 0.020
t_midp= 0.014
T20260614090337
F20260614090337
BLK: 6,SNR1: 0.49177 ,SNR2: 2.9177
BLK: 6,SNR1: 3.3554 ,SNR2: 6.0374
3C71 2026/06/14 0.09UT TOYOKAWA-FUJI
C_peak= 0.146
t_peak= -0.720
t_midp= -0.720
t_midp= -0.724
T20260614093242
K20260614093239
BLK: 4,SNR1: 5.4767 ,SNR2: 16.340
BLK: 4,SNR1: 6.9980 ,SNR2: 18.223
0308+305 2026/06/14 0.57UT TOYOKAWA-KISO
C_peak= 0.388
t_peak= -1.000
t_midp= -1.000
t_midp= -0.998
T20260614092253
K20260614092250
BLK:16,SNR1: 7.3224 ,SNR2: 18.527
BLK:16,SNR1: 9.0144 ,SNR2: 23.569
0258+350 2026/06/14 0.41UT TOYOKAWA-KISO
C_peak= 0.451
t_peak= 0.000
t_midp= 0.040
t_midp= 0.034
T20260614090337
K20260614090334
BLK:10,SNR1: 0.90333 ,SNR2: 2.7413
BLK:10,SNR1: 7.7876 ,SNR2: 17.409
3C71 2026/06/14 0.09UT TOYOKAWA-KISO
C_peak= 0.337
t_peak= 0.000
t_midp= 0.000
t_midp= 0.006
F20260614093242
K20260614093239
BLK: 7,SNR1: 7.5927 ,SNR2: 18.586
BLK: 7,SNR1: 6.8531 ,SNR2: 19.833
0308+305 2026/06/14 0.57UT FUJI -KISO
C_peak= 0.455
t_peak= 0.000
t_midp= 0.000
t_midp= 0.000
F20260614092253
K20260614092250
BLK:13,SNR1: 13.818 ,SNR2: 32.529
BLK:13,SNR1: 10.636 ,SNR2: 19.741
0258+350 2026/06/14 0.41UT FUJI -KISO
C_peak= 0.566
t_peak= 0.000
t_midp= 0.010
t_midp= 0.008
F20260614090337
K20260614090334
BLK: 5,SNR1: 3.9647 ,SNR2: 6.8938
BLK: 5,SNR1: 6.9667 ,SNR2: 18.030
3C71 2026/06/14 0.09UT FUJI -KISO
C_peak= 0.497
t_peak= 0.000
t_midp= -0.010
t_midp= -0.002
Intensity
Nor. Level
Power
Frequency (Hz)
Cross/Auto Correlation
Time (sec)

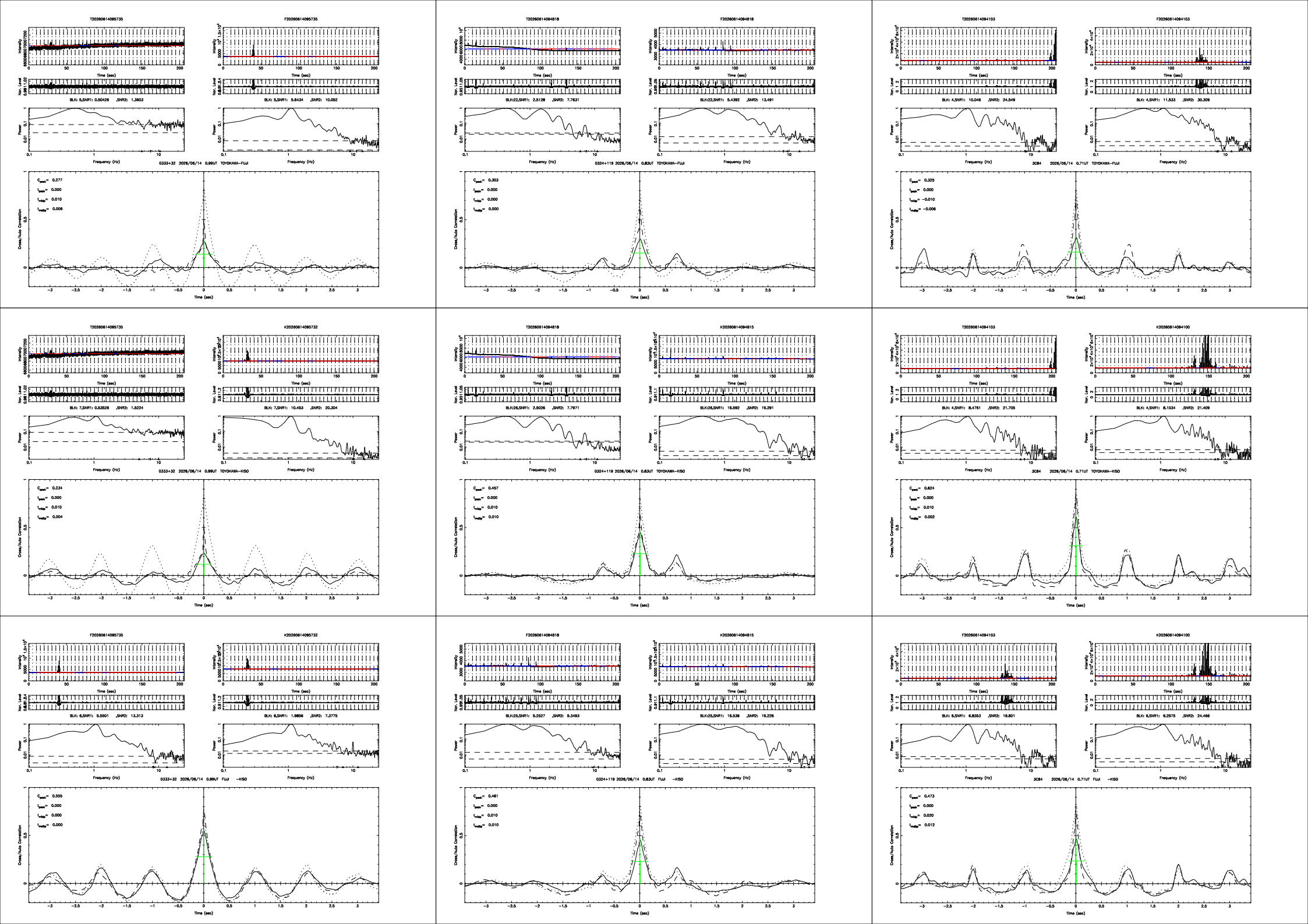
T20260614095735
F20260614095735
BLK: 5,SNR1: 0.50426 ,SNR2: 1.3603
BLK: 5,SNR1: 5.6434 ,SNR2: 10.052
0333+32 2026/06/14 0.99UT TOYOKAWA-FUJI
C_peak= 0.277
t_peak= 0.000
t_midp= 0.010
t_midp= 0.006
T20260614094818
F20260614094818
BLK:22,SNR1: 2.5128 ,SNR2: 7.7631
BLK:22,SNR1: 5.4392 ,SNR2: 13.491
0324+119 2026/06/14 0.83UT TOYOKAWA-FUJI
C_peak= 0.303
t_peak= 0.000
t_midp= 0.000
t_midp= 0.000
T20260614094103
F20260614094103
BLK: 4,SNR1: 10.046 ,SNR2: 24.549
BLK: 4,SNR1: 11.533 ,SNR2: 30.309
3C84 2026/06/14 0.71UT TOYOKAWA-FUJI
C_peak= 0.325
t_peak= 0.000
t_midp= -0.010
t_midp= -0.006
T20260614095735
K20260614095732
BLK: 7,SNR1: 0.53526 ,SNR2: 1.5224
BLK: 7,SNR1: 10.453 ,SNR2: 20.304
0333+32 2026/06/14 0.99UT TOYOKAWA-KISO
C_peak= 0.234
t_peak= 0.000
t_midp= 0.010
t_midp= 0.004
T20260614094818
K20260614094815
BLK:26,SNR1: 2.5026 ,SNR2: 7.7971
BLK:26,SNR1: 16.592 ,SNR2: 19.291
0324+119 2026/06/14 0.83UT TOYOKAWA-KISO
C_peak= 0.457
t_peak= 0.000
t_midp= 0.010
t_midp= 0.010
T20260614094103
K20260614094100
BLK: 4,SNR1: 8.4761 ,SNR2: 21.705
BLK: 4,SNR1: 8.1034 ,SNR2: 21.409
3C84 2026/06/14 0.71UT TOYOKAWA-KISO
C_peak= 0.624
t_peak= 0.000
t_midp= 0.010
t_midp= 0.002
F20260614095735
K20260614095732
BLK: 6,SNR1: 5.5501 ,SNR2: 13.313
BLK: 6,SNR1: 1.9856 ,SNR2: 7.3775
0333+32 2026/06/14 0.99UT FUJI -KISO
C_peak= 0.555
t_peak= 0.000
t_midp= 0.000
t_midp= 0.000
F20260614094818
K20260614094815
BLK:25,SNR1: 5.2527 ,SNR2: 9.3493
BLK:25,SNR1: 16.536 ,SNR2: 19.226
0324+119 2026/06/14 0.83UT FUJI -KISO
C_peak= 0.461
t_peak= 0.000
t_midp= 0.010
t_midp= 0.010
F20260614094103
K20260614094100
BLK: 6,SNR1: 6.8353 ,SNR2: 19.801
BLK: 6,SNR1: 9.2575 ,SNR2: 24.466
3C84 2026/06/14 0.71UT FUJI -KISO
C_peak= 0.473
t_peak= 0.000
t_midp= 0.020
t_midp= 0.012
Intensity
Nor. Level
Power
Frequency (Hz)
Cross/Auto Correlation
Time (sec)

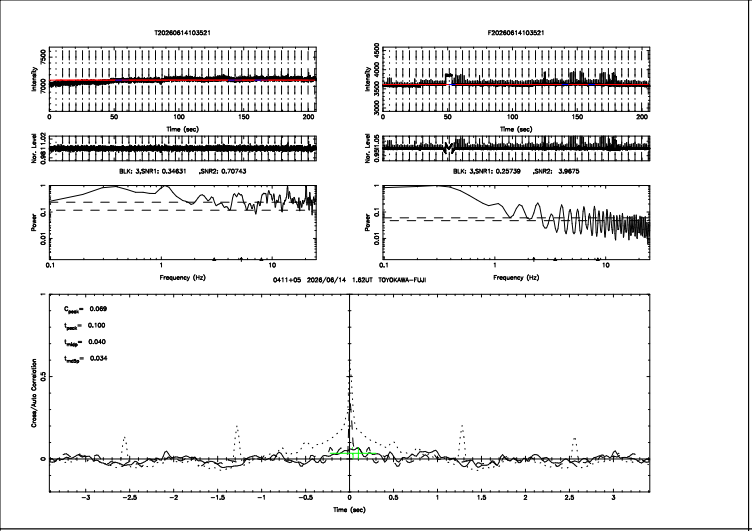
T20260614103521
F20260614103521
BLK: 3,SNR1: 0.34631 ,SNR2: 0.70743
BLK: 3,SNR1: 0.25739 ,SNR2: 3.9675
0411+05 2026/06/14 1.52UT TOYOKAWA-FUJI
C_{peak}= 0.069
t_{peak}= 0.100
t_{edge}= 0.040
t_{moby}= 0.034

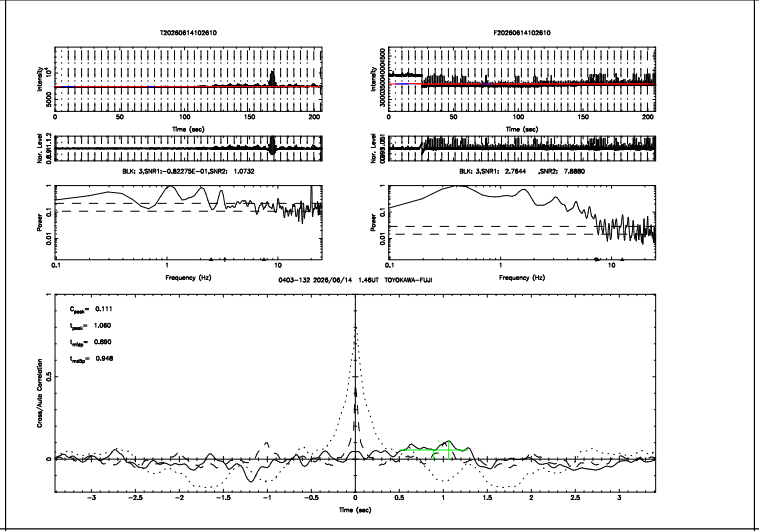
T20260614102610
F20260614102610
BLK: 3,SNR1:-0.82275E-01,SNR2: 1.0732
BLK: 3,SNR1: 2.7644 ,SNR2: 7.8880
0403-132 2026/06/14 1.46UT TOYOKAWA-FUJI
C_{peak}= 0.111
t_{peak}= 1.060
t_{edge}= 0.890
t_{moby}= 0.948

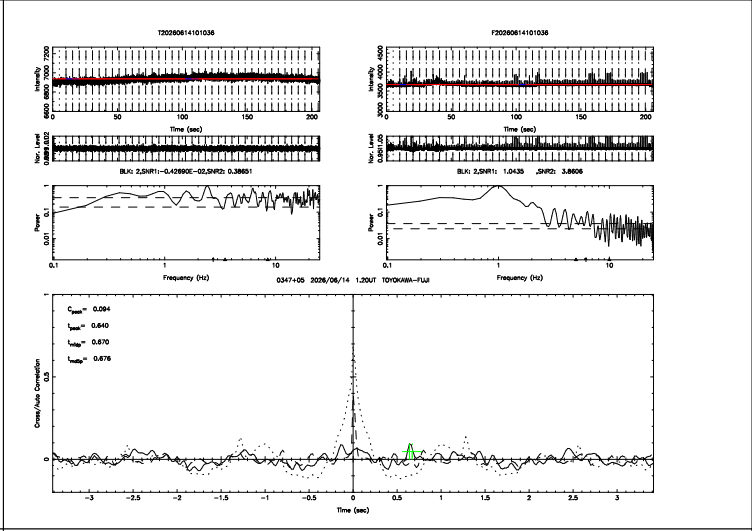
T20260614101036
F20260614101036
BLK: 2,SNR1:-0.42690E-02,SNR2: 0.38651
BLK: 2,SNR1: 1.0435 ,SNR2: 3.8606
0347+05 2026/06/14 1.20UT TOYOKAWA-FUJI
C_{peak}= 0.094
t_{peak}= 0.640
t_{edge}= 0.670
t_{moby}= 0.676

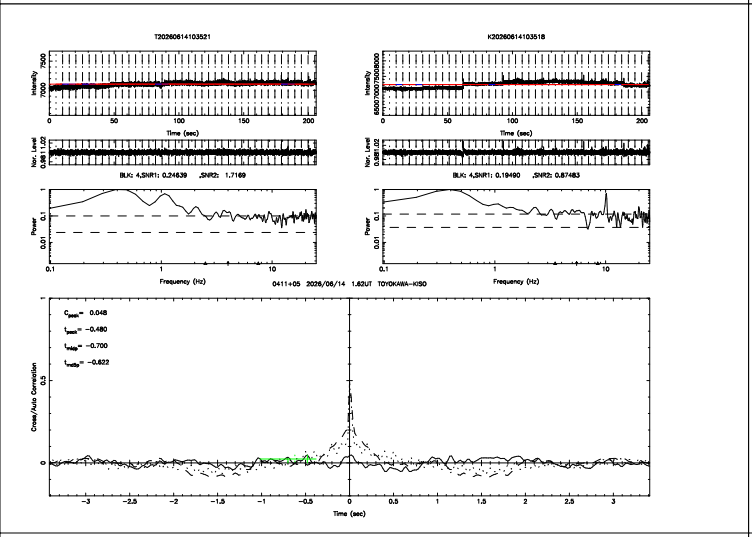
T20260614103521
K20260614103518
BLK: 2,SNR1: 0.24639 ,SNR2: 1.7169
BLK: 4,SNR1: 0.19490 ,SNR2: 0.87483
0411+05 2026/06/14 1.52UT TOYOKAWA-KISO
C_{peak}= 0.048
t_{peak}= -0.480
t_{edge}= -0.700
t_{moby}= -0.622

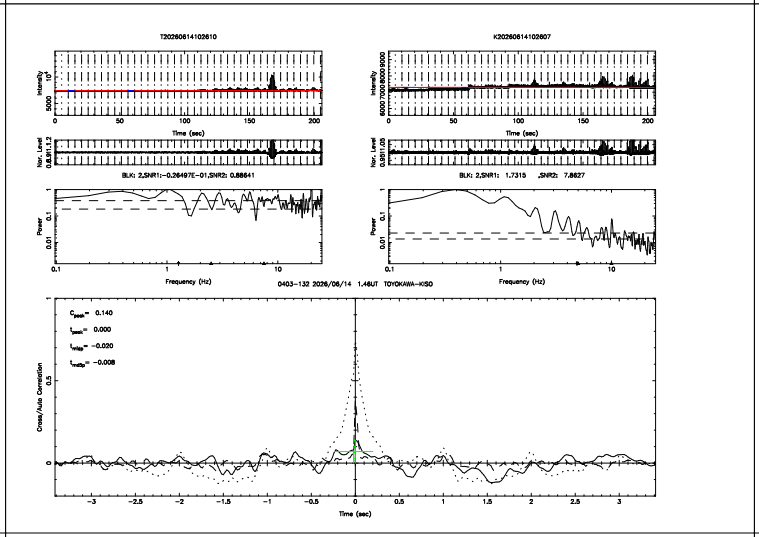
T20260614102610
K20260614102607
BLK: 2,SNR1:-0.26497E-01,SNR2: 0.88641
BLK: 2,SNR1: 1.7315 ,SNR2: 7.8627
0403-132 2026/06/14 1.46UT TOYOKAWA-KISO
C_{peak}= 0.140
t_{peak}= 0.000
t_{edge}= -0.020
t_{moby}= -0.008

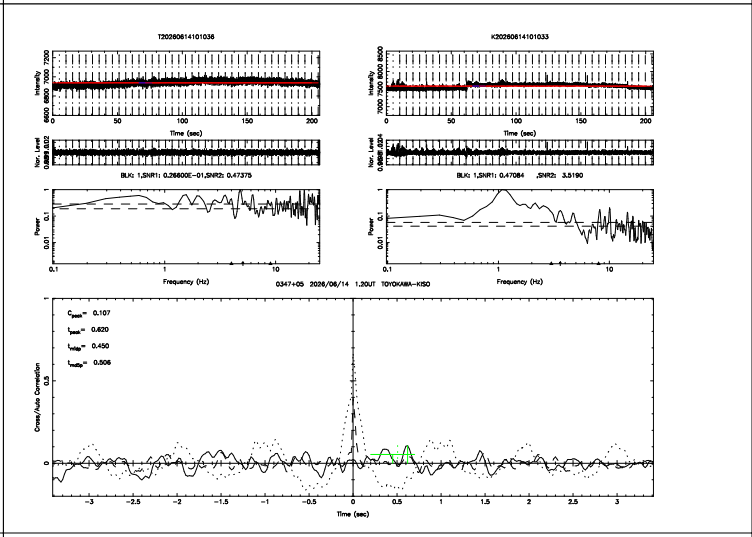
T20260614101036
K20260614101033
BLK: 1,SNR1: 0.26602E-01,SNR2: 0.47375
BLK: 1,SNR1: 0.47084 ,SNR2: 3.5190
0347+05 2026/06/14 1.20UT TOYOKAWA-KISO
C_{peak}= 0.107
t_{peak}= 0.620
t_{edge}= 0.450
t_{moby}= 0.506

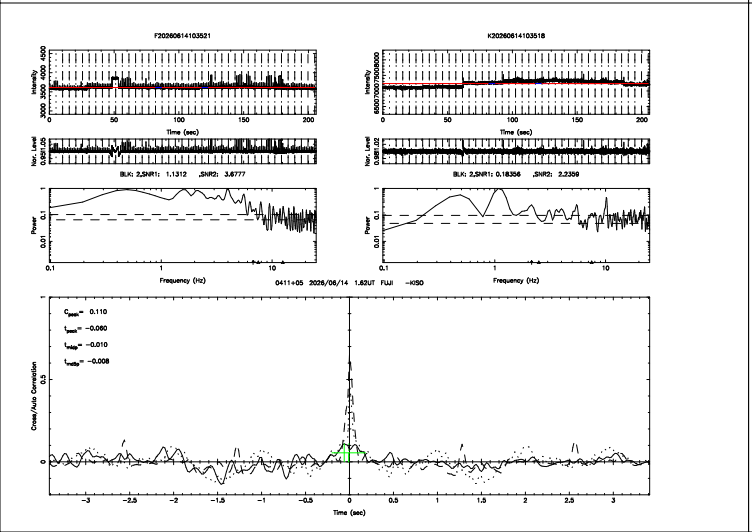
F20260614103521
K20260614103518
BLK: 2,SNR1: 1.1312 ,SNR2: 3.6777
BLK: 2,SNR1: 0.18356 ,SNR2: 2.2359
0411+05 2026/06/14 1.52UT FUJI -KISO
C_{peak}= 0.110
t_{peak}= -0.060
t_{edge}= -0.010
t_{moby}= -0.008

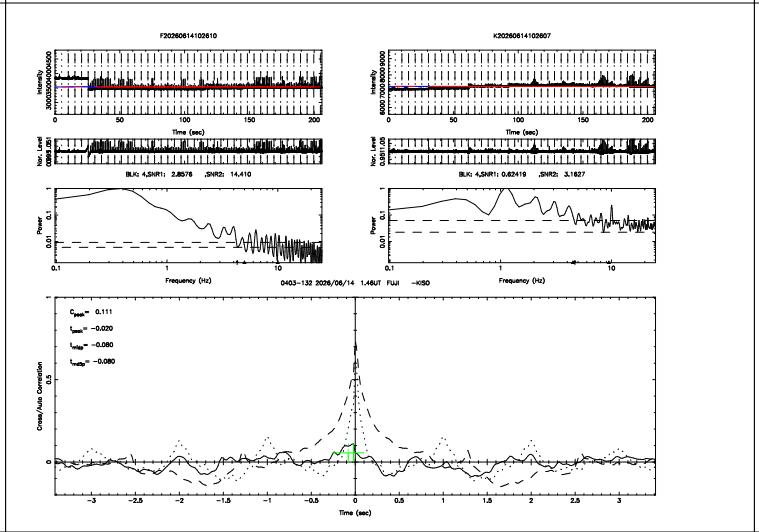
F20260614102610
K20260614102607
BLK: 4,SNR1: 2.8576 ,SNR2: 14.410
BLK: 4,SNR1: 0.62419 ,SNR2: 3.1627
0403-132 2026/06/14 1.46UT FUJI -KISO
C_{peak}= 0.111
t_{peak}= -0.020
t_{edge}= -0.060
t_{moby}= -0.080

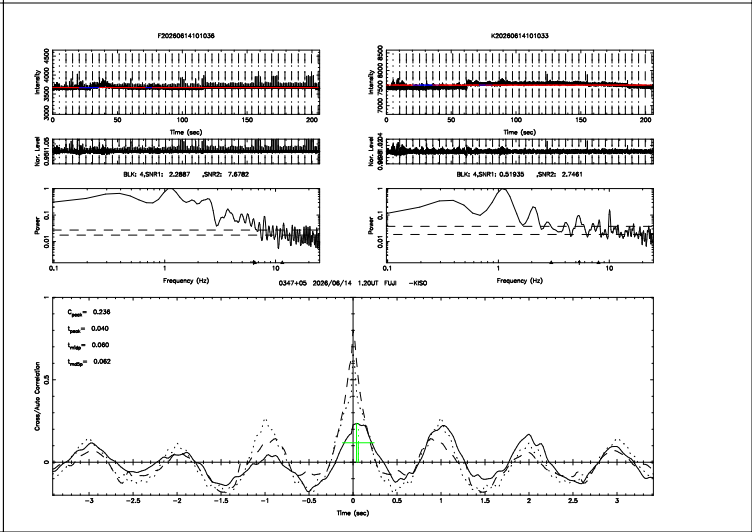
F20260614101036
K20260614101033
BLK: 4,SNR1: 2.2887 ,SNR2: 7.6782
BLK: 4,SNR1: 0.51935 ,SNR2: 2.7461
0347+05 2026/06/14 1.20UT FUJI -KISO
C_{peak}= 0.336
t_{peak}= 0.040
t_{edge}= 0.060
t_{moby}= 0.062

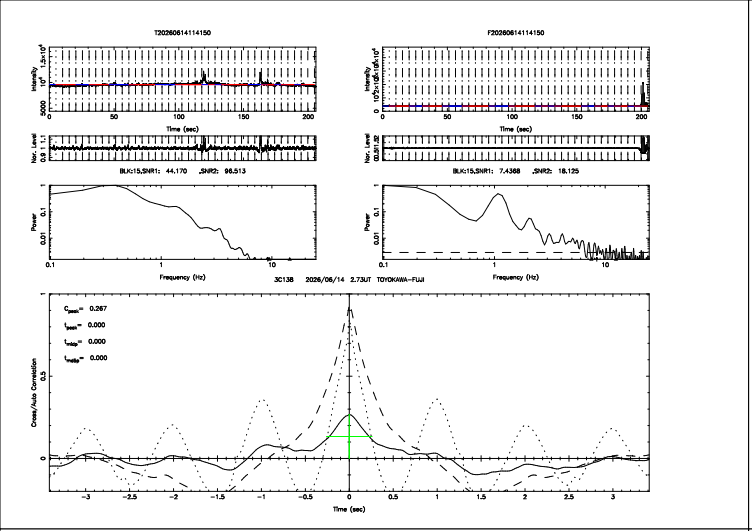
T20260614114150
F20260614114150
BLK:15,SNR1: 44.170 ,SNR2: 96.513
BLK:15,SNR1: 7.4388 ,SNR2: 18.125
3C138 2026/06/14 2.73UT TOYOKAWA-FUJI
C_peak= 0.267
t_peak= 0.000
t_edge= 0.000
t_edge= 0.000

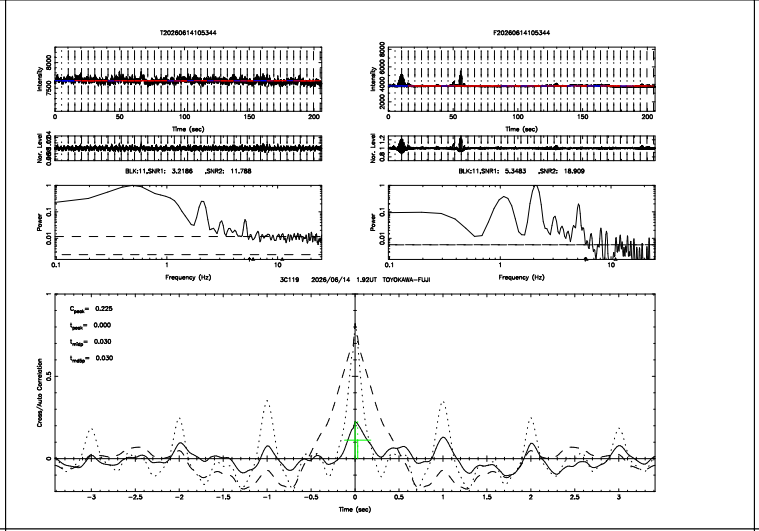
T20260614105344
F20260614105344
BLK:11,SNR1: 3.2186 ,SNR2: 11.788
BLK:11,SNR1: 5.3483 ,SNR2: 18.909
3C119 2026/06/14 1.92UT TOYOKAWA-FUJI
C_peak= 0.225
t_peak= 0.000
t_edge= 0.030
t_edge= 0.030

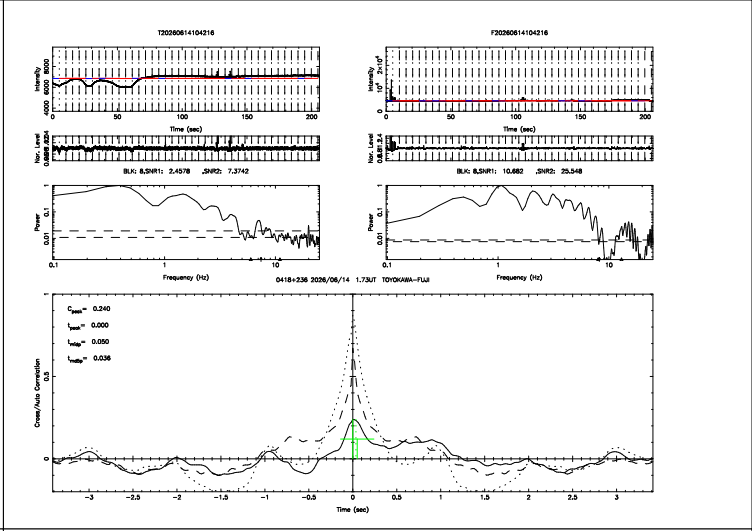
T20260614104216
F20260614104216
BLK: 8,SNR1: 2.4578 ,SNR2: 7.3742
BLK: 8,SNR1: 10.682 ,SNR2: 25.548
0418+236 2026/06/14 1.73UT TOYOKAWA-FUJI
C_peak= 0.240
t_peak= 0.000
t_edge= 0.050
t_edge= 0.036

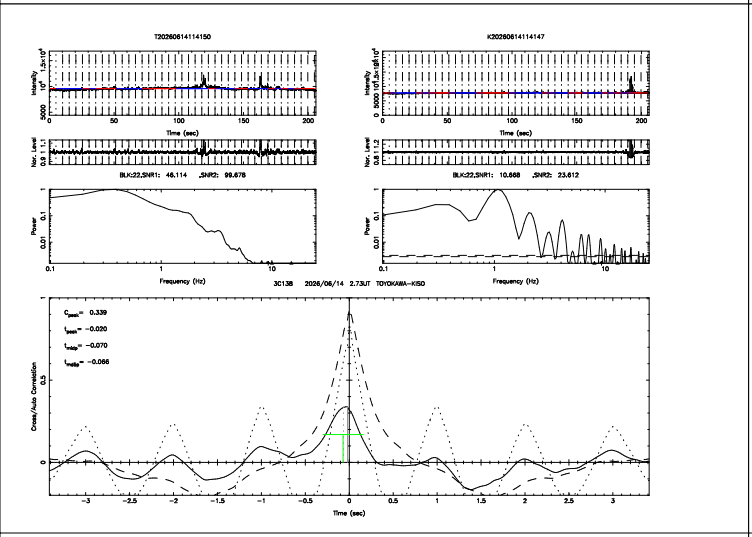
T20260614114150
K20260614114147
BLK:22,SNR1: 46.114 ,SNR2: 99.678
BLK:22,SNR1: 10.668 ,SNR2: 23.612
3C138 2026/06/14 2.73UT TOYOKAWA-KISO
C_peak= 0.339
t_peak= -0.020
t_edge= -0.070
t_edge= -0.066

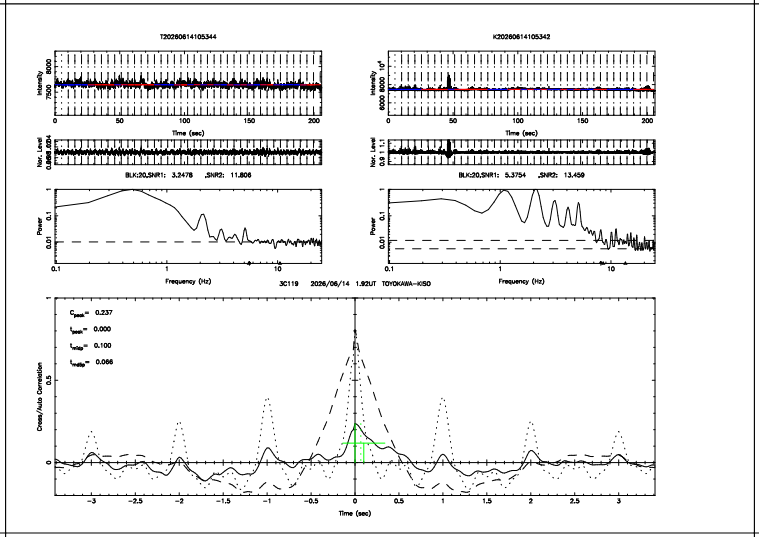
T20260614105344
K20260614105342
BLK:20,SNR1: 3.2478 ,SNR2: 11.806
BLK:20,SNR1: 5.3754 ,SNR2: 13.459
3C119 2026/06/14 1.92UT TOYOKAWA-KISO
C_peak= 0.237
t_peak= 0.000
t_edge= 0.100
t_edge= 0.066

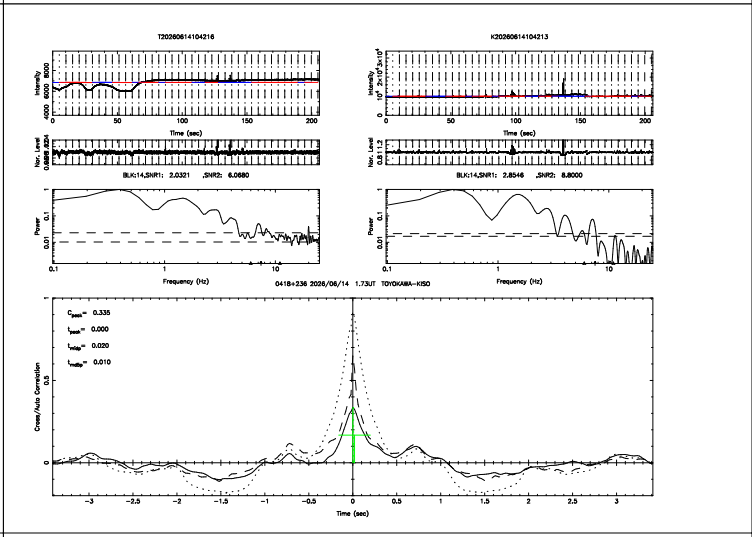
T20260614104216
K20260614104213
BLK:14,SNR1: 2.0321 ,SNR2: 6.0680
BLK:14,SNR1: 2.8546 ,SNR2: 8.8000
0418+236 2026/06/14 1.73UT TOYOKAWA-KISO
C_peak= 0.335
t_peak= 0.000
t_edge= 0.020
t_edge= 0.010

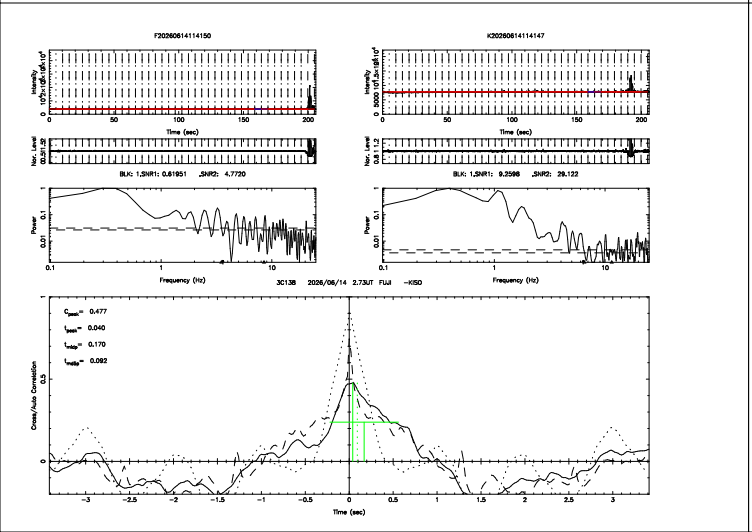
F20260614114150
K20260614114147
BLK: 1,SNR1: 0.61951 ,SNR2: 4.7720
BLK: 1,SNR1: 9.2598 ,SNR2: 29.122
3C138 2026/06/14 2.73UT FUJI -KISO
C_peak= 0.477
t_peak= 0.040
t_edge= 0.170
t_edge= 0.092

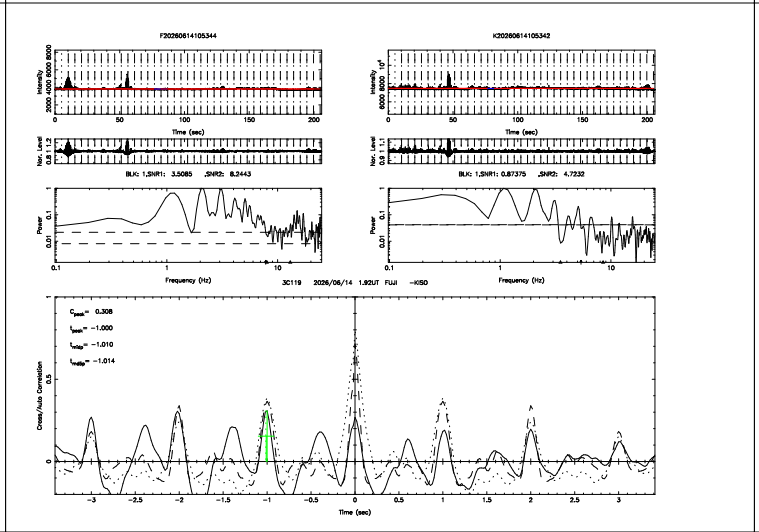
F20260614105344
K20260614105342
BLK: 1,SNR1: 3.5085 ,SNR2: 8.2443
BLK: 1,SNR1: 0.87375 ,SNR2: 4.7232
3C119 2026/06/14 1.92UT FUJI -KISO
C_peak= 0.308
t_peak= -1.000
t_edge= -1.010
t_edge= -1.014

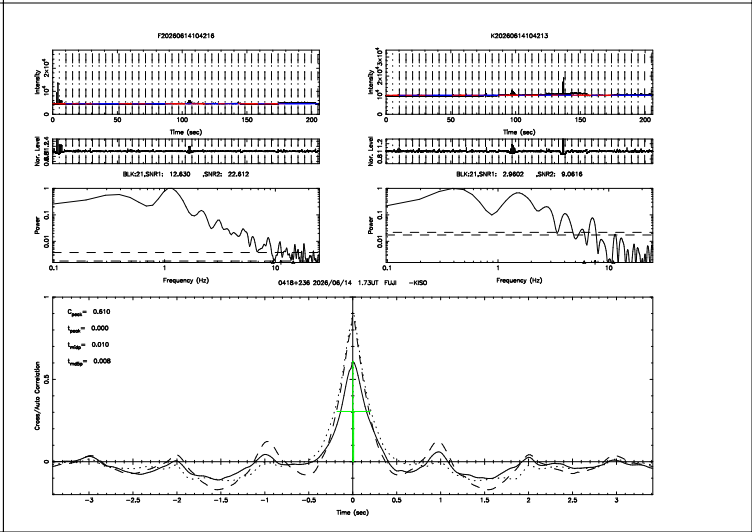
F20260614104216
K20260614104213
BLK:21,SNR1: 12.630 ,SNR2: 22.612
BLK:21,SNR1: 2.9602 ,SNR2: 9.0616
0418+236 2026/06/14 1.73UT FUJI -KISO
C_peak= 0.610
t_peak= 0.000
t_edge= 0.010
t_edge= 0.008

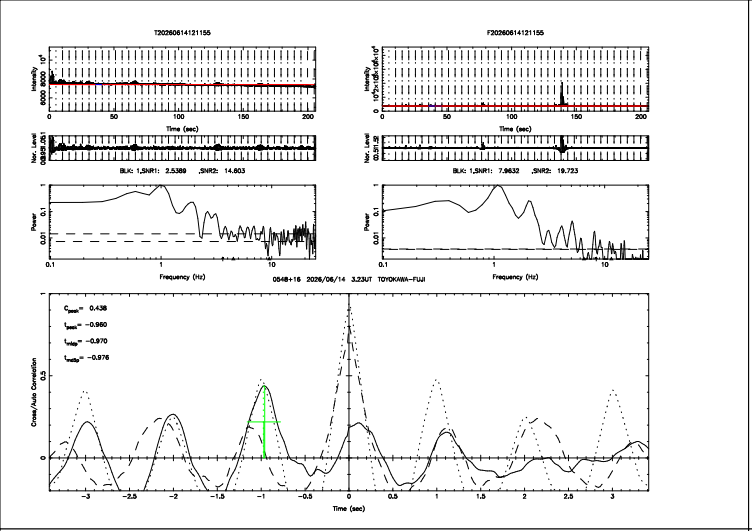
T20260614121155
F20260614121155
BLK: 1,SNR1: 2.5389 ,SNR2: 14.803
BLK: 1,SNR1: 7.9632 ,SNR2: 19.723
0548+16 2026/06/14 3.23UT TOYOKAWA-FUJI
C_peak= 0.438
t_peak= -0.960
t_rise= -0.970
t_fall= -0.976

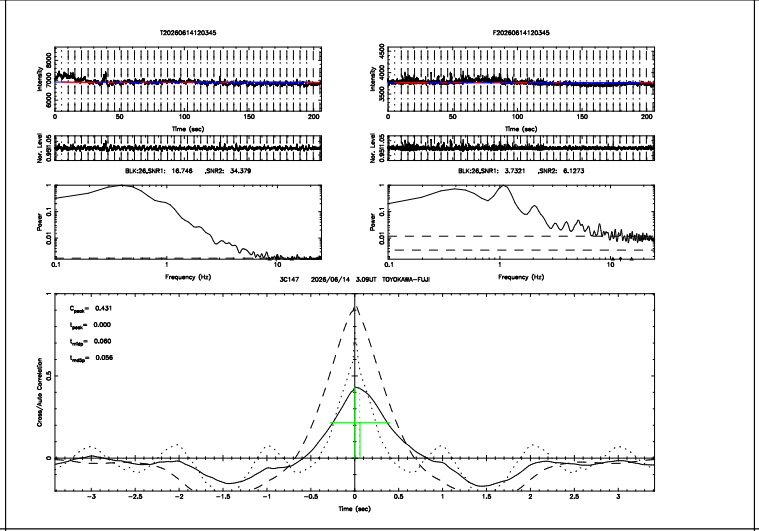
T20260614120345
F20260614120345
BLK:26,SNR1: 16.746 ,SNR2: 34.379
BLK:26,SNR1: 3.7321 ,SNR2: 6.1273
3C147 2026/06/14 3.09UT TOYOKAWA-FUJI
C_peak= 0.431
t_peak= 0.000
t_rise= 0.060
t_fall= 0.056

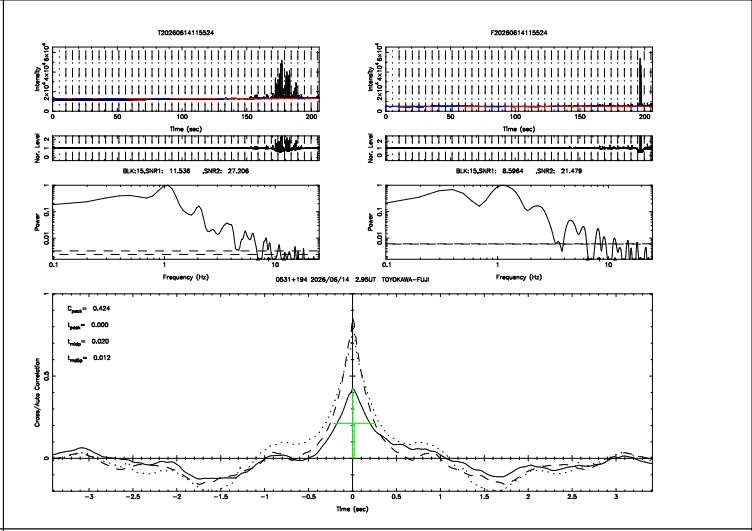
T20260614115524
F20260614115524
BLK:15,SNR1: 11.536 ,SNR2: 27.306
BLK:15,SNR1: 8.5964 ,SNR2: 21.479
0531+194 2026/06/14 2.95UT TOYOKAWA-FUJI
C_peak= 0.424
t_peak= 0.000
t_rise= 0.020
t_fall= 0.012

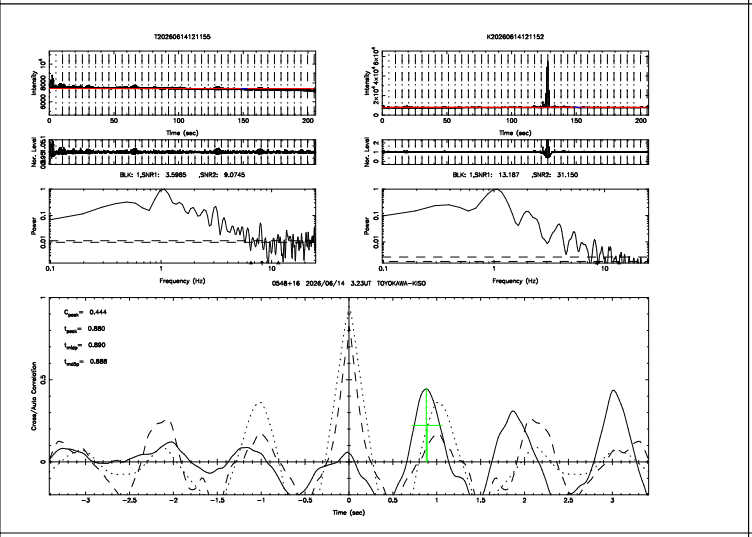
T20260614121155
K20260614121152
BLK: 1,SNR1: 3.5985 ,SNR2: 9.0745
BLK: 1,SNR1: 13.187 ,SNR2: 31.150
0548+16 2026/06/14 3.23UT TOYOKAWA-KISO
C_peak= 0.444
t_peak= 0.880
t_rise= 0.890
t_fall= 0.888

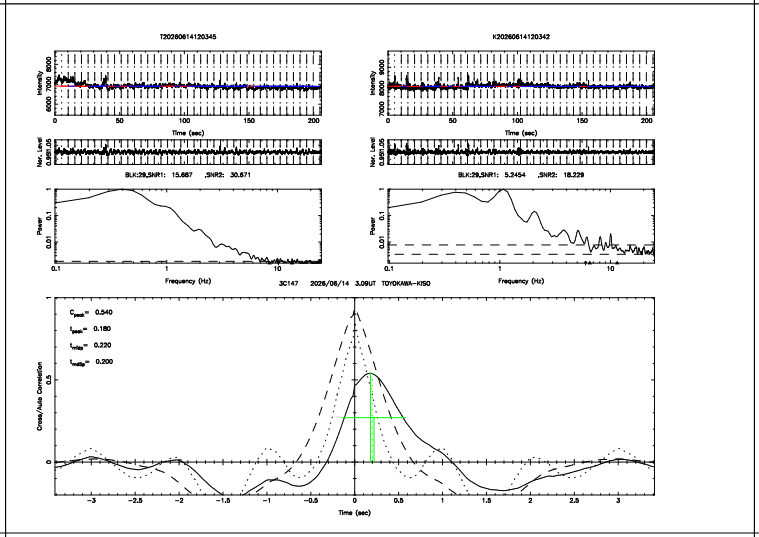
T20260614120345
K20260614120342
BLK:29,SNR1: 15.667 ,SNR2: 30.671
BLK:29,SNR1: 5.2454 ,SNR2: 18.229
3C147 2026/06/14 3.09UT TOYOKAWA-KISO
C_peak= 0.540
t_peak= 0.180
t_rise= 0.230
t_fall= 0.200

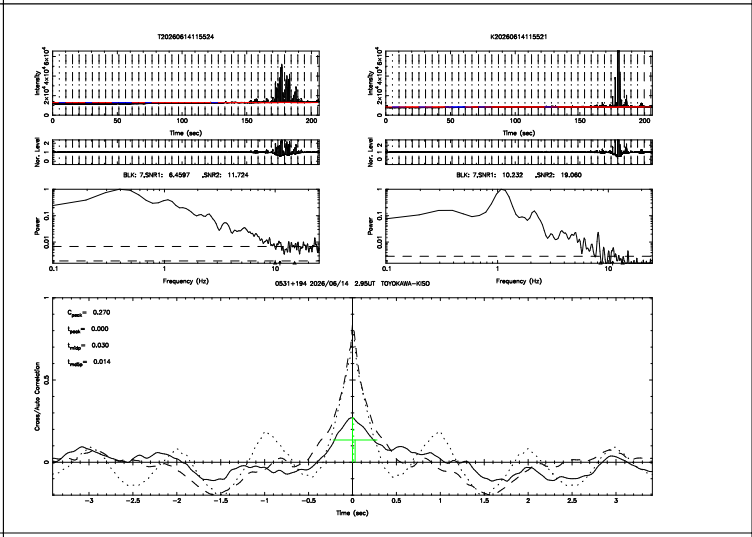
T20260614115524
K20260614115521
BLK: 7,SNR1: 6.4597 ,SNR2: 11.724
BLK: 7,SNR1: 10.232 ,SNR2: 19.060
0531+194 2026/06/14 2.95UT TOYOKAWA-KISO
C_peak= 0.270
t_peak= 0.000
t_rise= 0.030
t_fall= 0.014

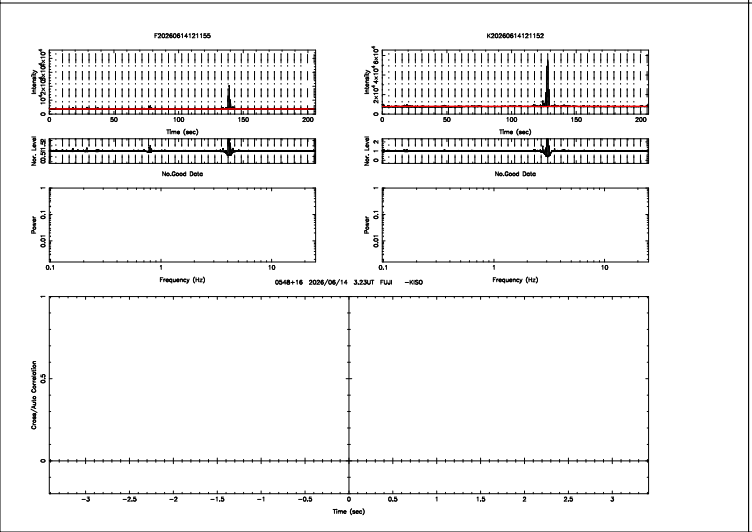
F20260614121155
K20260614121152
No.Good Data
No.Good Data
0548+16 2026/06/14 3.23UT FUJI -KISO

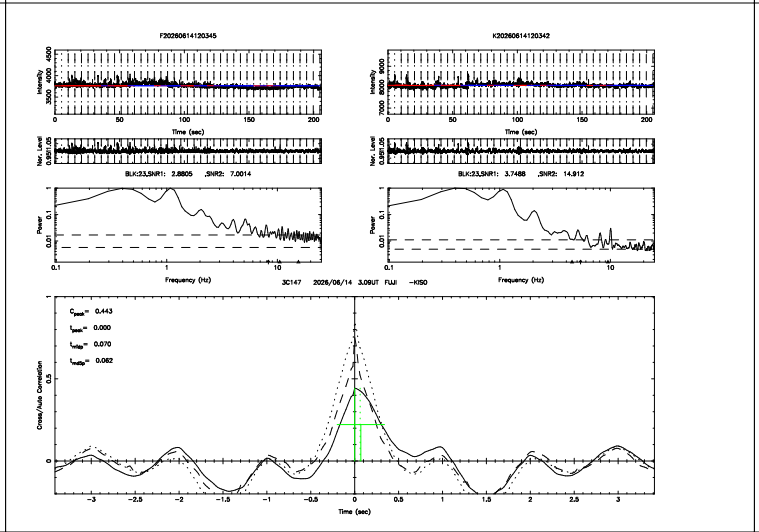
F20260614120345
K20260614120342
BLK:23,SNR1: 2.8805 ,SNR2: 7.0014
BLK:23,SNR1: 3.7488 ,SNR2: 14.912
3C147 2026/06/14 3.09UT FUJI -KISO
C_peak= 0.443
t_peak= 0.000
t_rise= 0.070
t_fall= 0.062

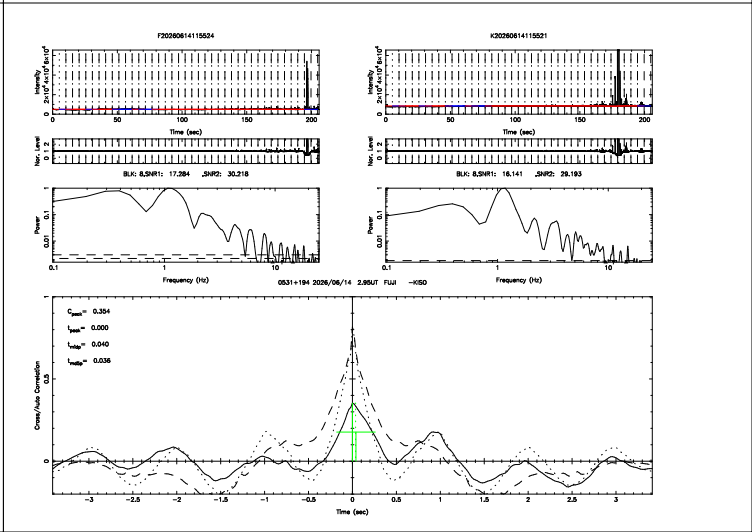
F20260614115524
K20260614115521
BLK: 8,SNR1: 17.284 ,SNR2: 30.218
BLK: 8,SNR1: 16.141 ,SNR2: 29.193
0531+194 2026/06/14 2.95UT FUJI -KISO
C_peak= 0.354
t_peak= 0.000
t_rise= 0.040
t_fall= 0.036

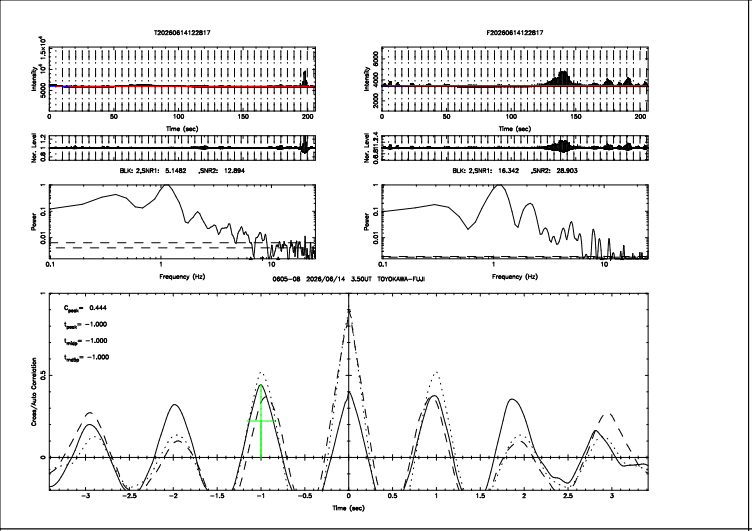
T20260614122817
F20260614122817
BLK: 2,SNR1: 5.1482 ,SNR2: 12.894
BLK: 2,SNR1: 16.342 ,SNR2: 28.903
0605-08 2026/06/14 3.50UT TOYOKAWA-FUJI
C_{peak}= 0.444
t_{peak}= −1.000
t_{edge}= −1.000
t_{centr}= −1.000
Time (sec)

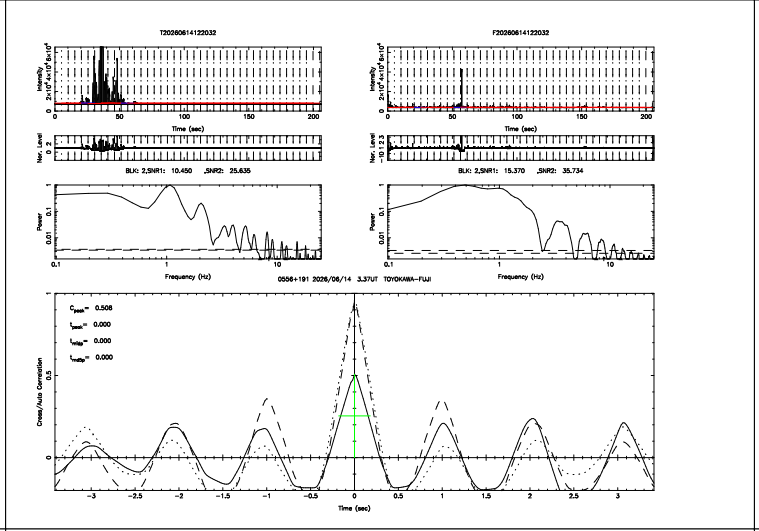
T20260614122032
F20260614122032
BLK: 2,SNR1: 10.450 ,SNR2: 25.635
BLK: 2,SNR1: 15.370 ,SNR2: 35.734
0556+191 2026/06/14 3.37UT TOYOKAWA-FUJI
C_{peak}= 0.508
t_{peak}= 0.000
t_{edge}= 0.000
t_{centr}= 0.000
Time (sec)

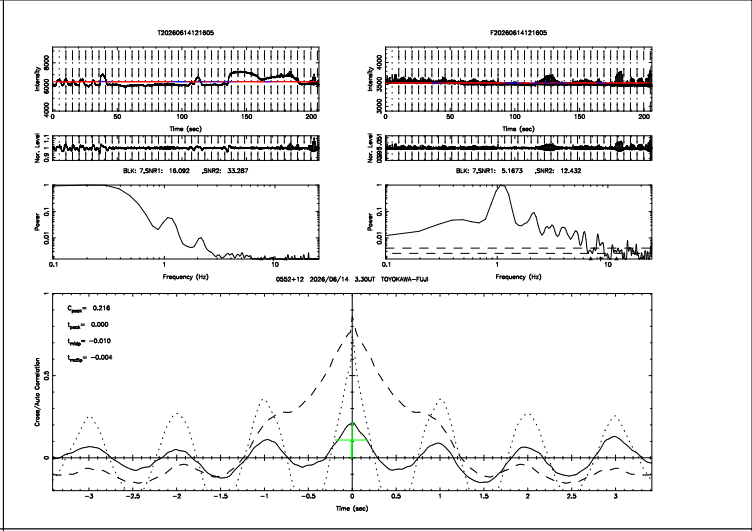
T20260614121605
F20260614121605
BLK: 7,SNR1: 16.092 ,SNR2: 33.267
BLK: 7,SNR1: 5.1673 ,SNR2: 12.432
0552+12 2026/06/14 3.30UT TOYOKAWA-FUJI
C_{peak}= 0.216
t_{peak}= 0.000
t_{edge}= −0.010
t_{centr}= −0.004
Time (sec)

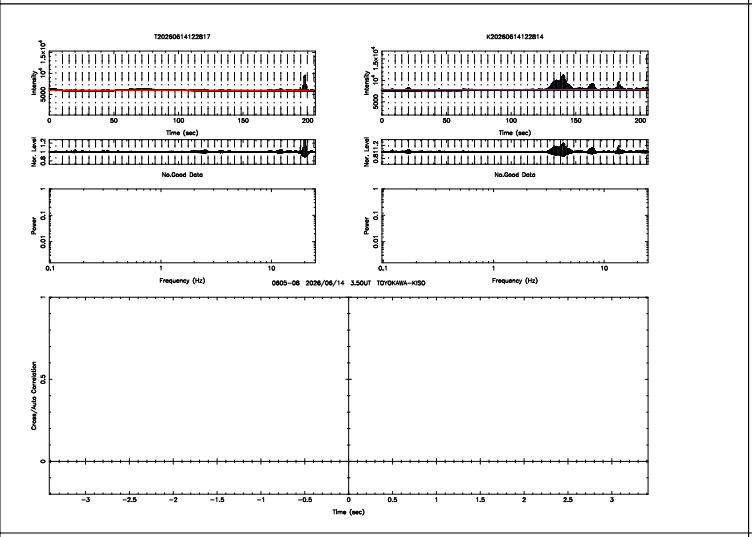
T20260614122817
K20260614122814
No.Good Data
No.Good Data
0605-08 2026/06/14 3.50UT TOYOKAWA-KISO
Time (sec)

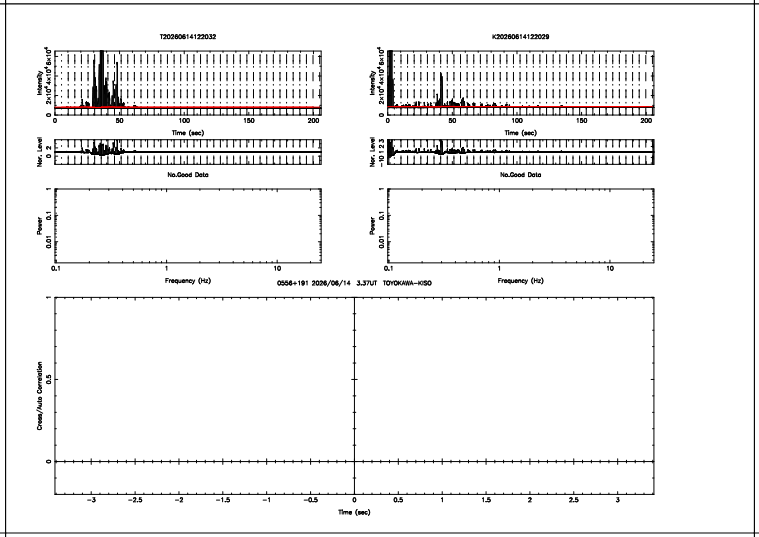
T20260614122032
K20260614122029
No.Good Data
No.Good Data
0556+191 2026/06/14 3.37UT TOYOKAWA-KISO
Time (sec)

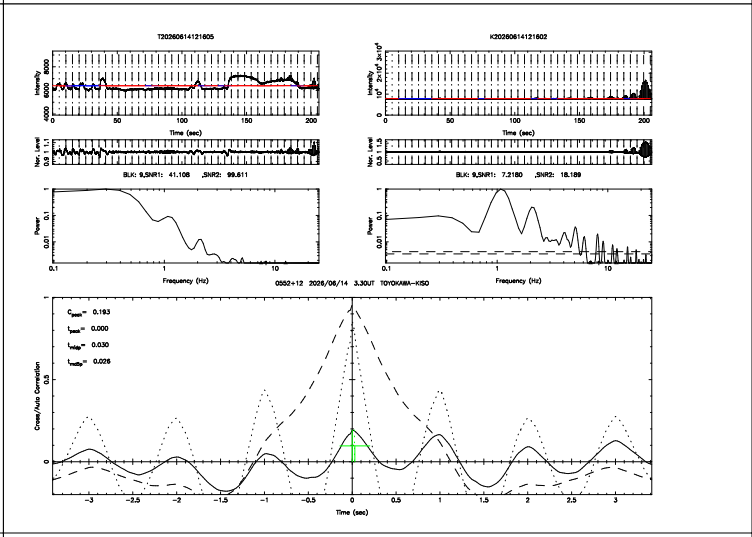
T20260614121605
K20260614121602
BLK: 9,SNR1: 41.108 ,SNR2: 99.611
BLK: 9,SNR1: 7.2180 ,SNR2: 18.189
0552+12 2026/06/14 3.30UT TOYOKAWA-KISO
C_{peak}= 0.193
t_{peak}= 0.000
t_{edge}= 0.030
t_{centr}= 0.026
Time (sec)

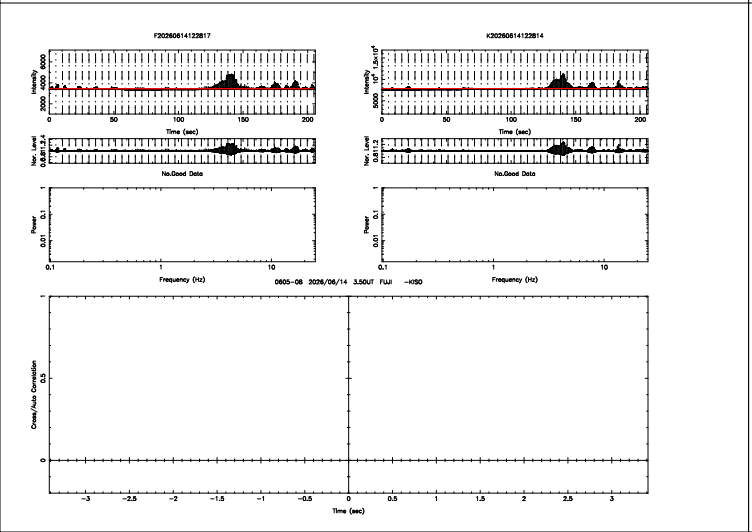
F20260614122817
K20260614122814
No.Good Data
No.Good Data
0605-08 2026/06/14 3.50UT FUJI -KISO
Time (sec)

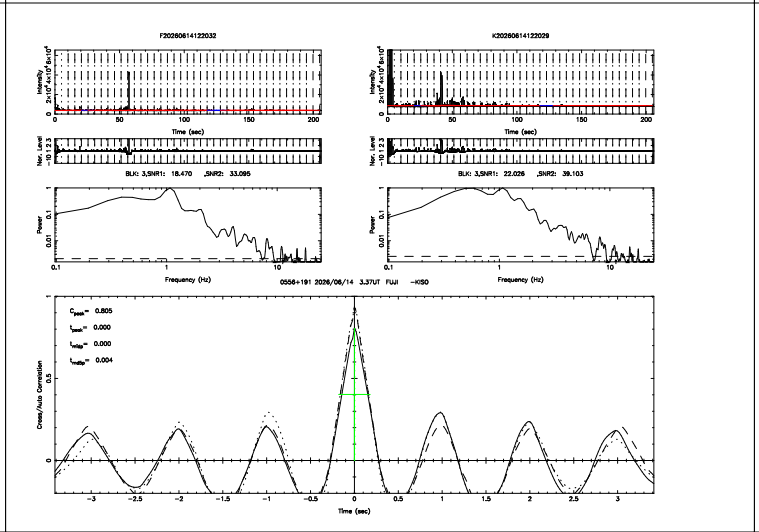
F20260614122032
K20260614122029
BLK: 3,SNR1: 18.470 ,SNR2: 33.095
BLK: 3,SNR1: 22.026 ,SNR2: 39.103
0556+191 2026/06/14 3.37UT FUJI -KISO
C_{peak}= 0.805
t_{peak}= 0.000
t_{edge}= 0.000
t_{centr}= 0.004
Time (sec)

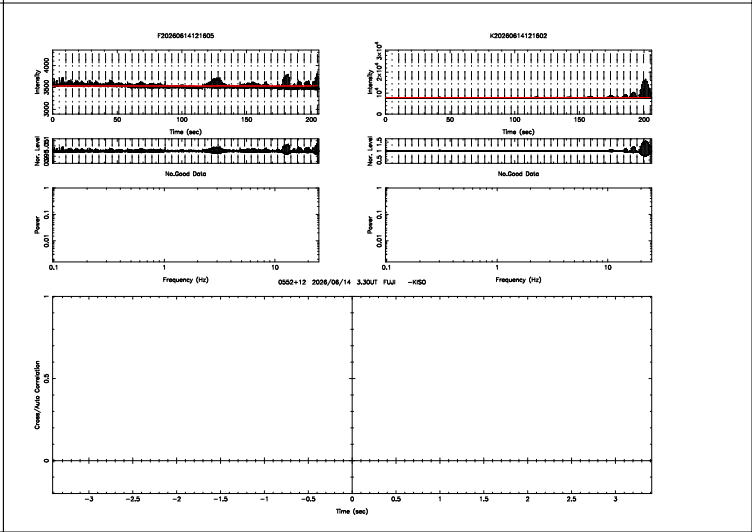
F20260614121605
K20260614121602
No.Good Data
No.Good Data
0552+12 2026/06/14 3.30UT FUJI -KISO
Time (sec)

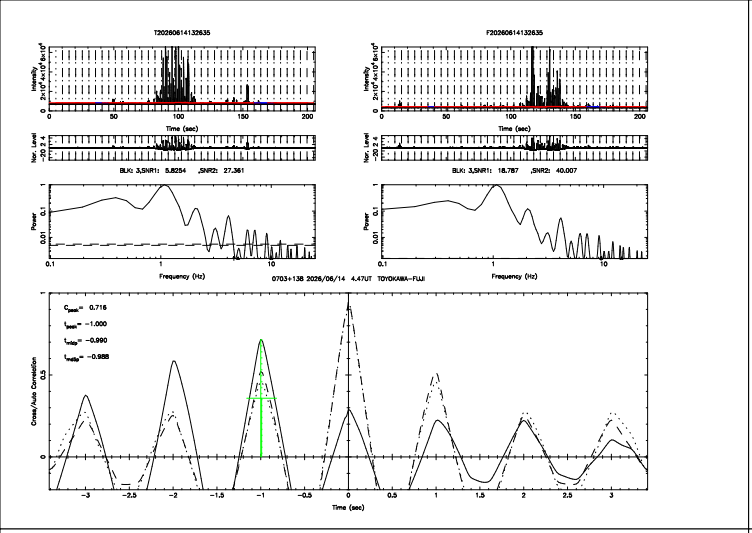
T20260614132635
F20260614132635
Time (sec)
Nor. Level
BLK: 3,SNR1: 5.8254 ,SNR2: 27.361
Power
Frequency (Hz)
0703+138 2026/06/14 4.47UT TOYOKAWA-FUJI
C_peak= 0.716
t_peak= -1.000
t_rise= -0.990
t_fall= -0.988
Cross/Auto Correlation

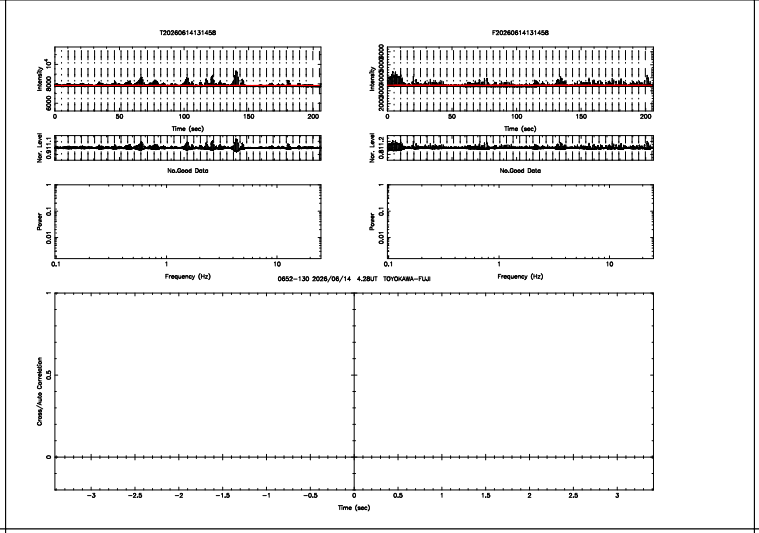
T20260614131458
F20260614131458
Time (sec)
Nor. Level
No.Good Data
Power
Frequency (Hz)
0652-130 2026/06/14 4.28UT TOYOKAWA-FUJI
Cross/Auto Correlation

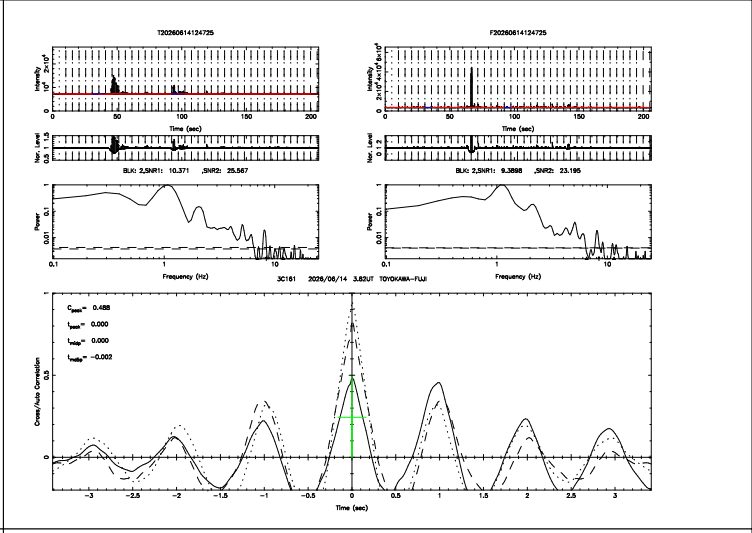
T20260614124725
F20260614124725
Time (sec)
Nor. Level
BLK: 2,SNR1: 10.371 ,SNR2: 25.567
BLK: 2,SNR1: 9.3898 ,SNR2: 23.195
Power
Frequency (Hz)
3C161 2026/06/14 3.82UT TOYOKAWA-FUJI
C_peak= 0.488
t_peak= 0.000
t_rise= 0.000
t_fall= -0.002
Cross/Auto Correlation

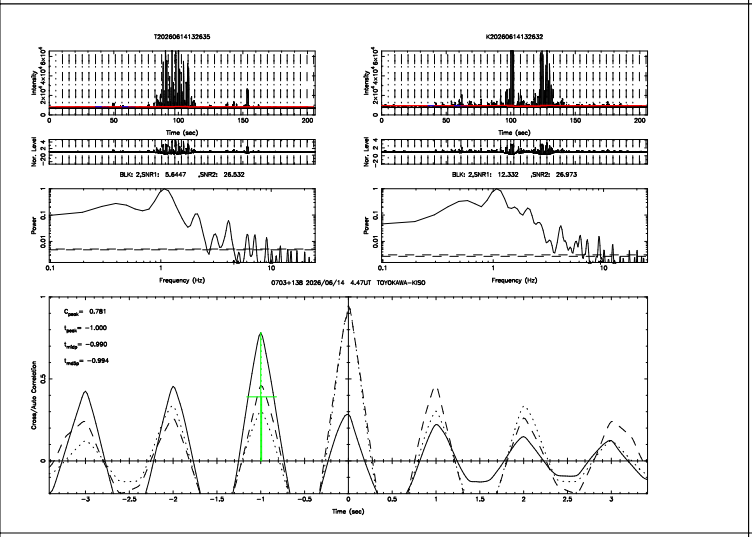
T20260614132635
K20260614132632
Time (sec)
Nor. Level
BLK: 2,SNR1: 5.6447 ,SNR2: 25.532
BLK: 2,SNR1: 12.332 ,SNR2: 26.973
Power
Frequency (Hz)
0703+138 2026/06/14 4.47UT TOYOKAWA-KISO
C_peak= 0.781
t_peak= -1.000
t_rise= -0.990
t_fall= -0.994
Cross/Auto Correlation

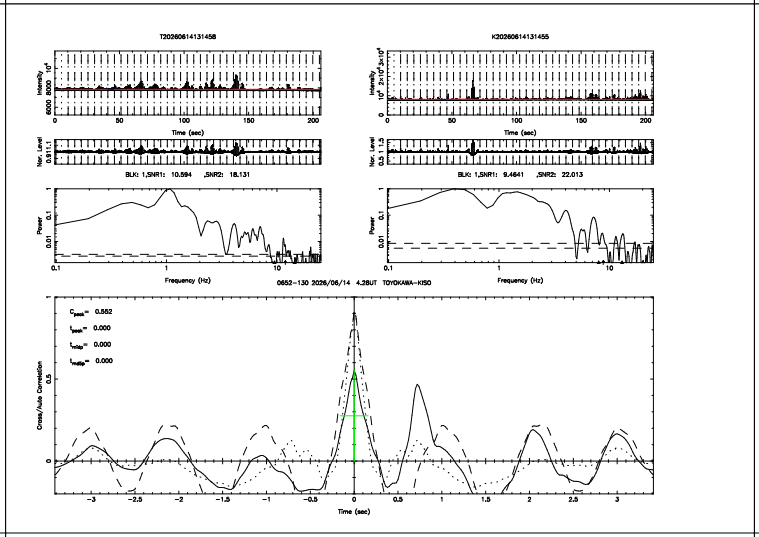
T20260614131458
K20260614131455
Time (sec)
Nor. Level
BLK: 1,SNR1: 10.594 ,SNR2: 18.131
BLK: 1,SNR1: 9.4641 ,SNR2: 22.013
Power
Frequency (Hz)
0652-130 2026/06/14 4.28UT TOYOKAWA-KISO
C_peak= 0.552
t_peak= 0.000
t_rise= 0.000
t_fall= 0.000
Cross/Auto Correlation

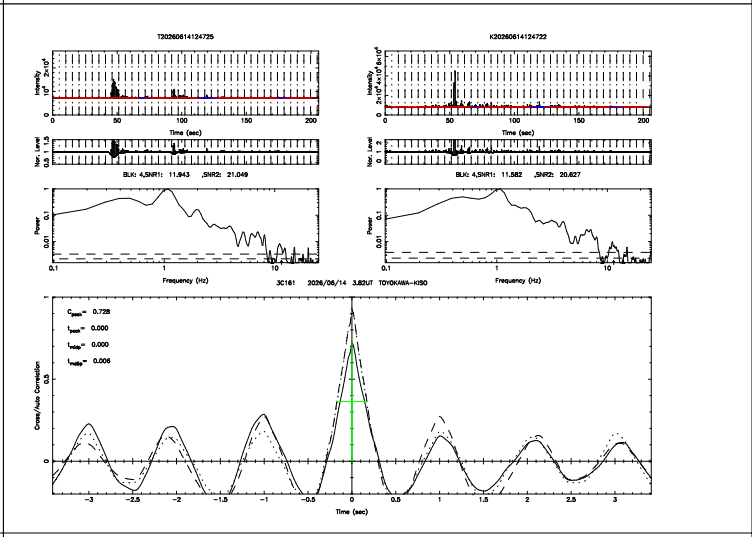
T20260614124725
K20260614124722
Time (sec)
Nor. Level
BLK: 4,SNR1: 11.943 ,SNR2: 21.049
BLK: 4,SNR1: 11.582 ,SNR2: 20.627
Power
Frequency (Hz)
3C161 2026/06/14 3.82UT TOYOKAWA-KISO
C_peak= 0.728
t_peak= 0.000
t_rise= 0.000
t_fall= 0.006
Cross/Auto Correlation

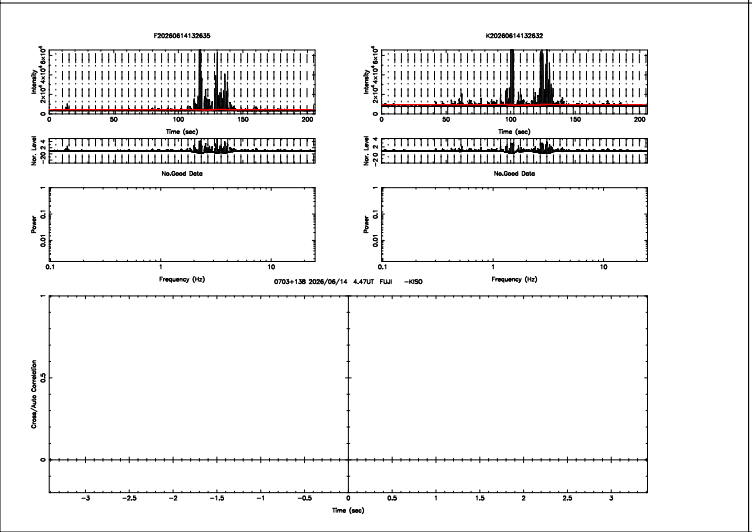
F20260614132635
K20260614132632
Time (sec)
Nor. Level
No.Good Data
Power
Frequency (Hz)
0703+138 2026/06/14 4.47UT FUJI -KISO
Cross/Auto Correlation

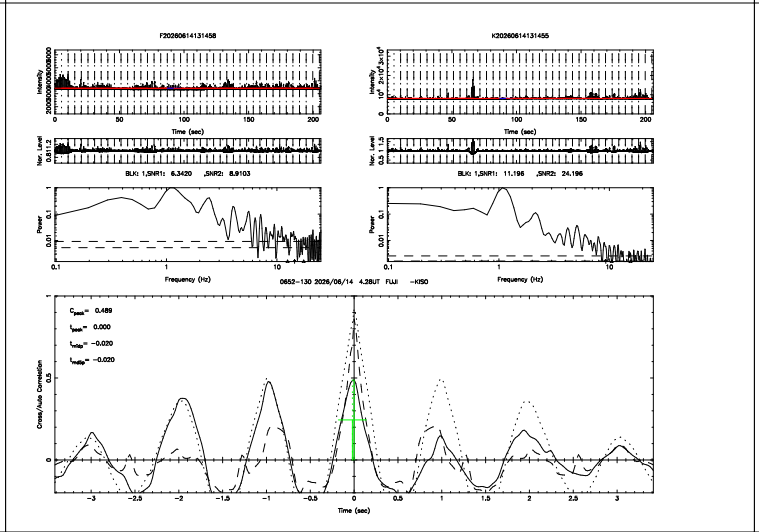
F20260614131458
K20260614131455
Time (sec)
Nor. Level
BLK: 1,SNR1: 6.3420 ,SNR2: 8.9103
BLK: 1,SNR1: 11.196 ,SNR2: 24.196
Power
Frequency (Hz)
0652-130 2026/06/14 4.28UT FUJI -KISO
C_peak= 0.489
t_peak= 0.000
t_rise= -0.020
t_fall= -0.020
Cross/Auto Correlation

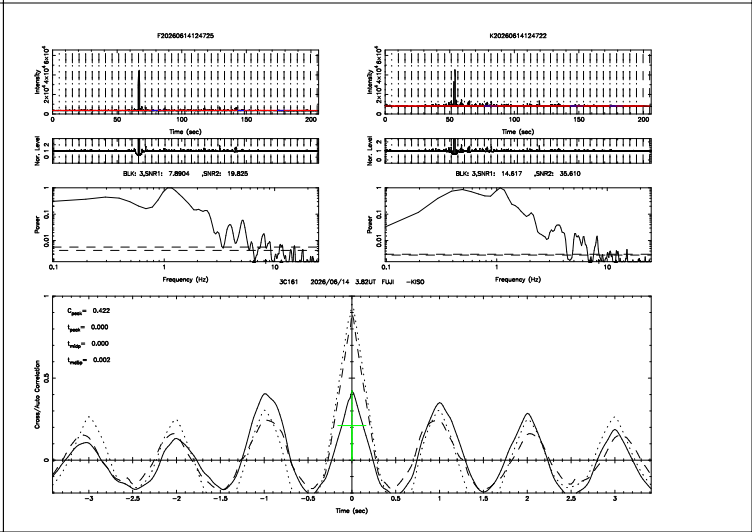
F20260614124725
K20260614124722
Time (sec)
Nor. Level
BLK: 3,SNR1: 7.8904 ,SNR2: 19.825
BLK: 3,SNR1: 14.617 ,SNR2: 35.610
Power
Frequency (Hz)
3C161 2026/06/14 3.82UT FUJI -KISO
C_peak= 0.422
t_peak= 0.000
t_rise= 0.000
t_fall= 0.002
Cross/Auto Correlation

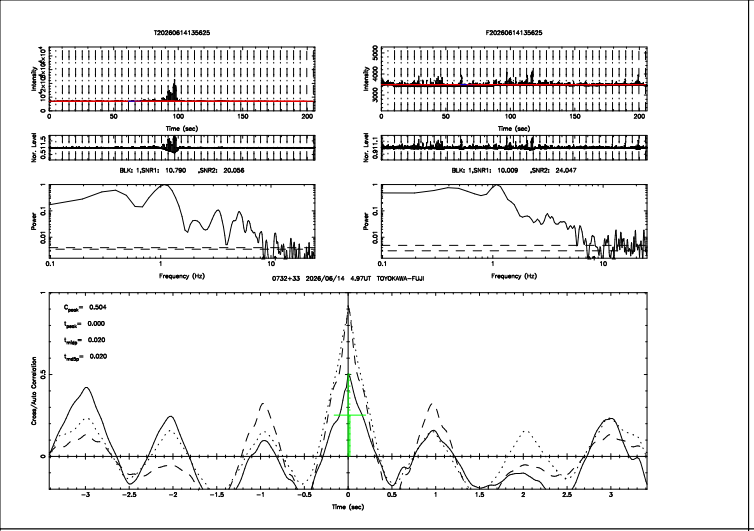
T20260614135625
F20260614135625
BLK: 1,SNR1: 10.790 ,SNR2: 20.056
0732+33 2026/06/14 4.97UT TOYOKAWA-FUJI
C_peak= 0.504
t_peak= 0.000
t_rise= 0.020
t_fall= 0.020

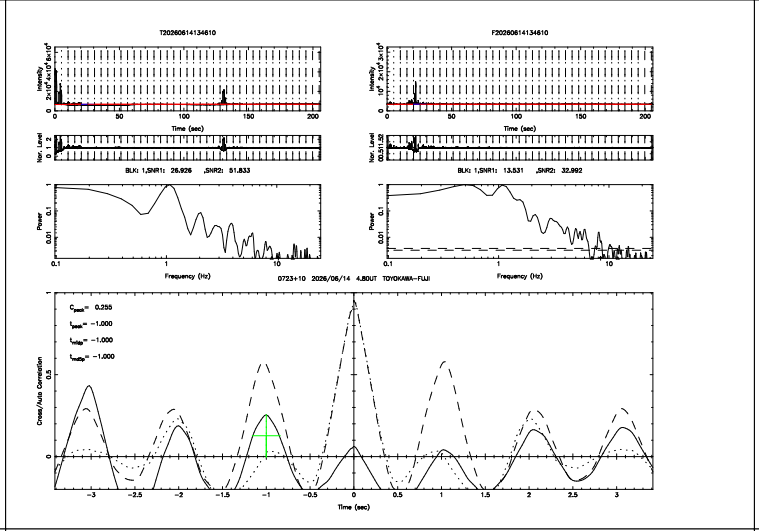
T20260614134610
F20260614134610
BLK: 1,SNR1: 26.926 ,SNR2: 51.833
0723+10 2026/06/14 4.80UT TOYOKAWA-FUJI
C_peak= 0.255
t_peak= -1.000
t_rise= -1.000
t_fall= -1.000

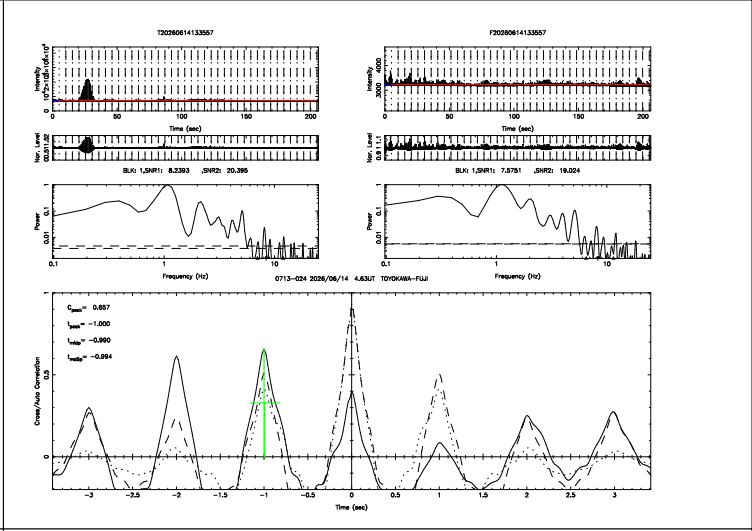
T20260614133557
F20260614133557
BLK: 1,SNR1: 8.2393 ,SNR2: 20.395
BLK: 1,SNR1: 7.5751 ,SNR2: 19.024
0713-024 2026/06/14 4.63UT TOYOKAWA-FUJI
C_peak= 0.657
t_peak= -1.000
t_rise= -0.990
t_fall= -0.994

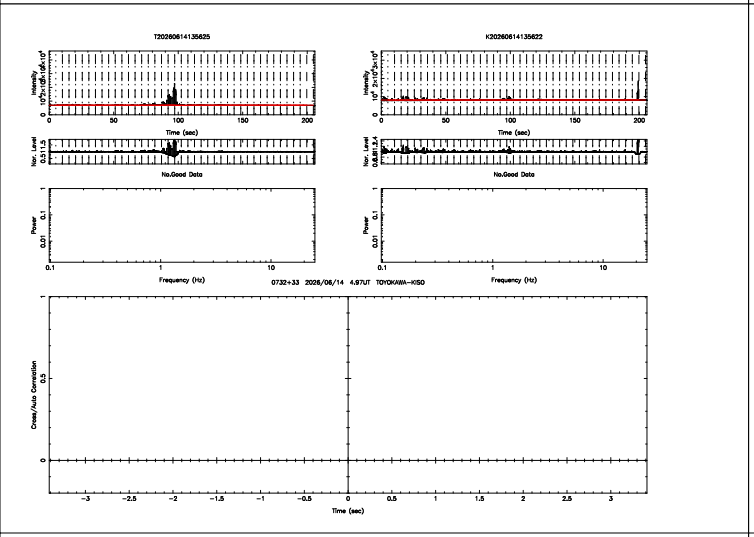
T20260614135625
K20260614135622
No.Good Data
0732+33 2026/06/14 4.97UT TOYOKAWA-KISO

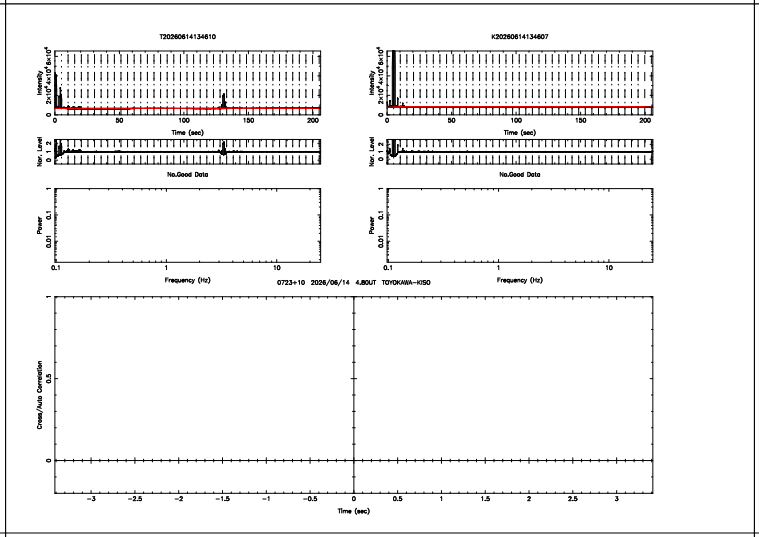
T20260614134610
K20260614134607
No.Good Data
0723+10 2026/06/14 4.80UT TOYOKAWA-KISO

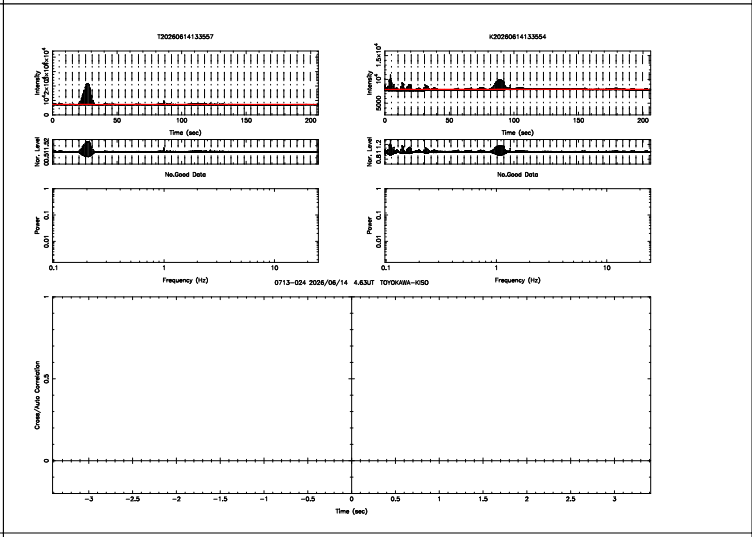
T20260614133557
K20260614133554
No.Good Data
0713-024 2026/06/14 4.63UT TOYOKAWA-KISO

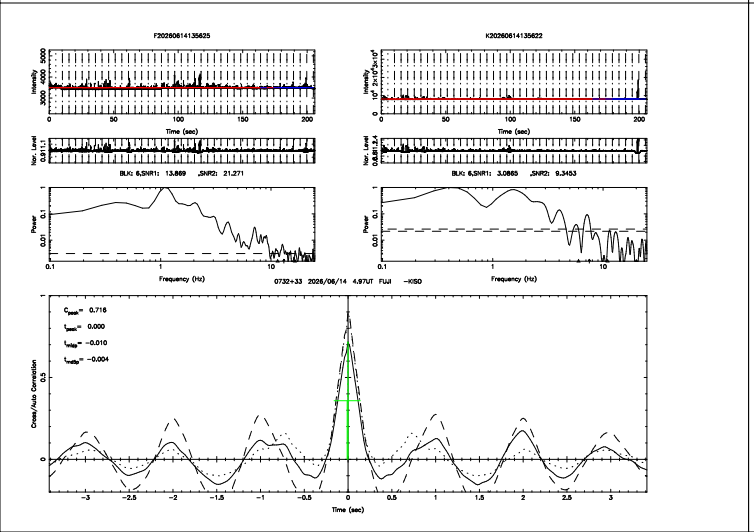
F20260614135625
K20260614135622
BLK: 6,SNR1: 13.869 ,SNR2: 21.271
BLK: 6,SNR1: 3.0865 ,SNR2: 9.3453
0732+33 2026/06/14 4.97UT FUJI -KISO
C_peak= 0.716
t_peak= 0.000
t_rise= -0.010
t_fall= -0.004

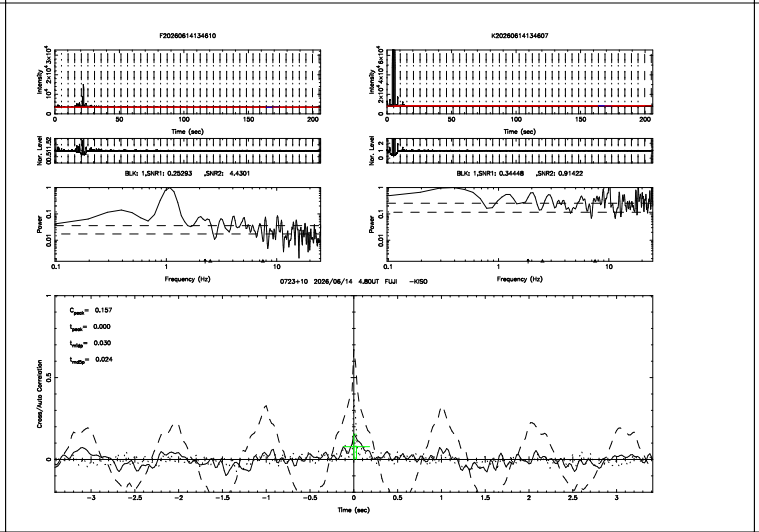
F20260614134610
K20260614134607
BLK: 1,SNR1: 0.25293 ,SNR2: 4.4301
BLK: 1,SNR1: 0.34448 ,SNR2: 0.91422
0723+10 2026/06/14 4.80UT FUJI -KISO
C_peak= 0.157
t_peak= 0.000
t_rise= 0.030
t_fall= 0.024

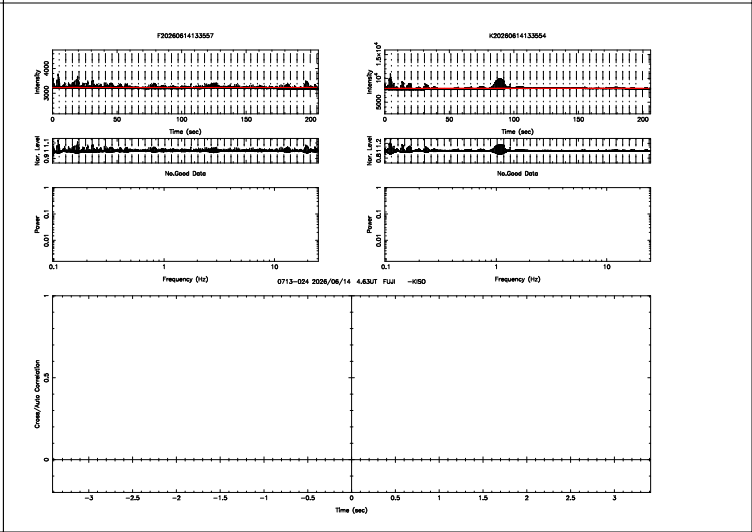
F20260614133557
K20260614133554
No.Good Data
0713-024 2026/06/14 4.63UT FUJI -KISO

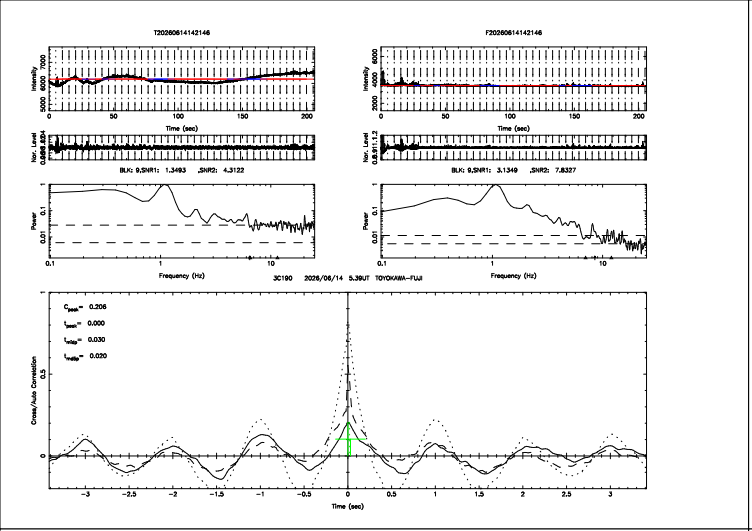
T20260614142146
F20260614142146
BLK: 9,SNR1: 1.3493 ,SNR2: 4.3122
BLK: 9,SNR1: 3.1349 ,SNR2: 7.8327
3C190 2026/06/14 5.39UT TOYOKAWA-FUJI
C_peak= 0.206
t_peak= 0.000
t_rise= 0.030
t_fall= 0.020

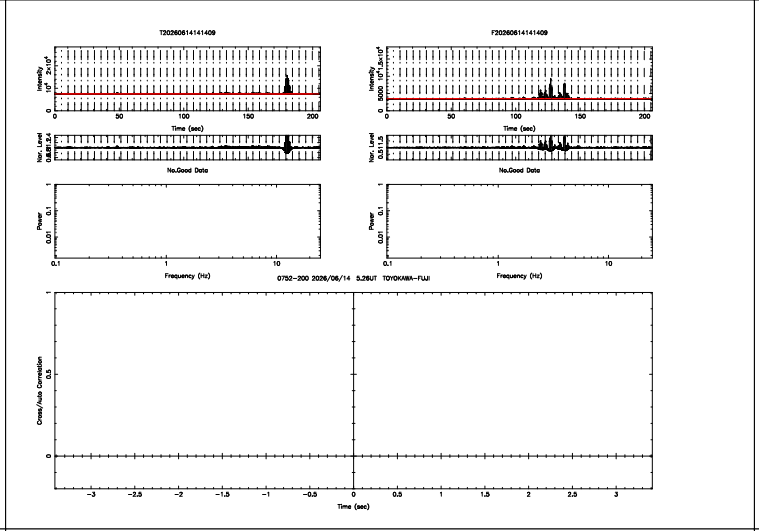
T20260614141409
F20260614141409
No.Good Data
No.Good Data
0752-200 2026/06/14 5.26UT TOYOKAWA-FUJI

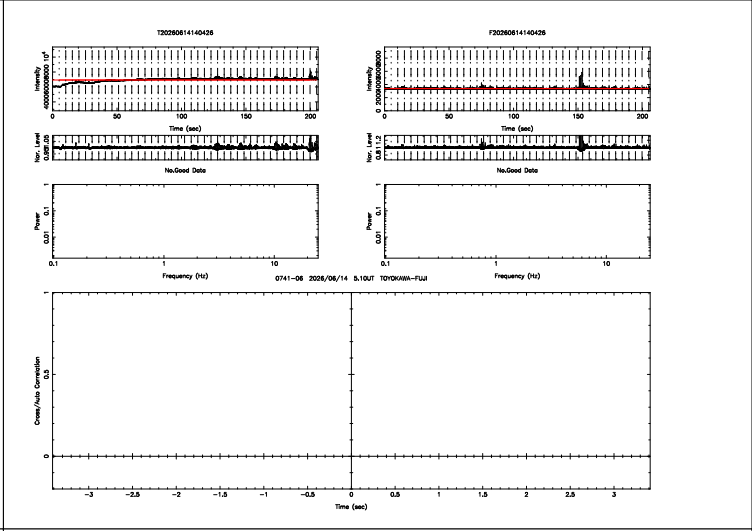
T20260614140426
F20260614140425
No.Good Data
No.Good Data
0741-06 2026/06/14 5.10UT TOYOKAWA-FUJI

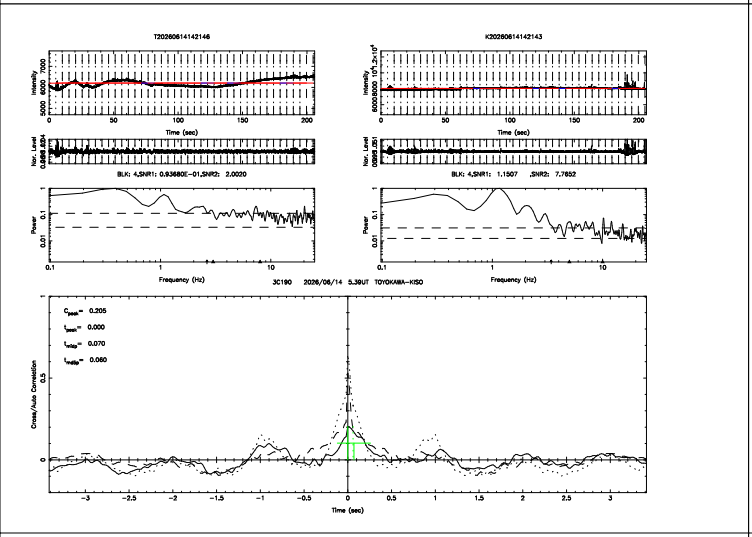
T20260614142146
K20260614142143
BLK: 4,SNR1: 0.93680E-01,SNR2: 2.0020
BLK: 4,SNR1: 1.1507 ,SNR2: 7.7852
3C190 2026/06/14 5.39UT TOYOKAWA-KISO
C_peak= 0.205
t_peak= 0.000
t_rise= 0.070
t_fall= 0.060

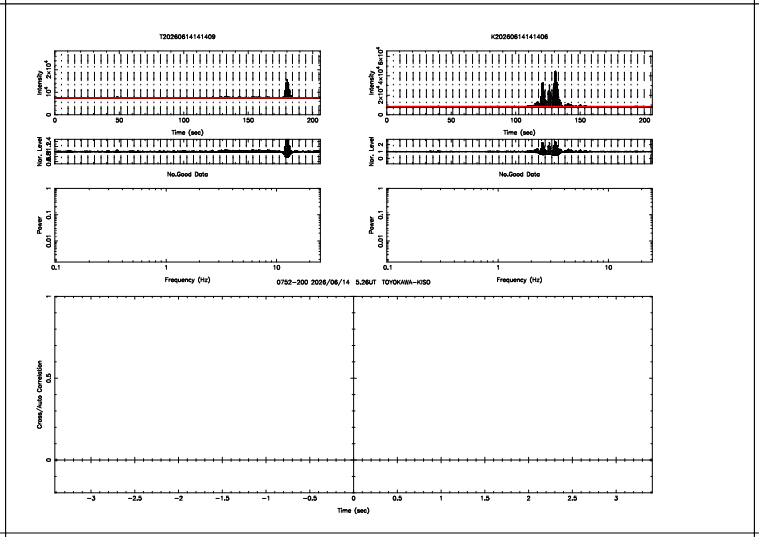
T20260614141409
K20260614141406
No.Good Data
No.Good Data
0752-200 2026/06/14 5.26UT TOYOKAWA-KISO

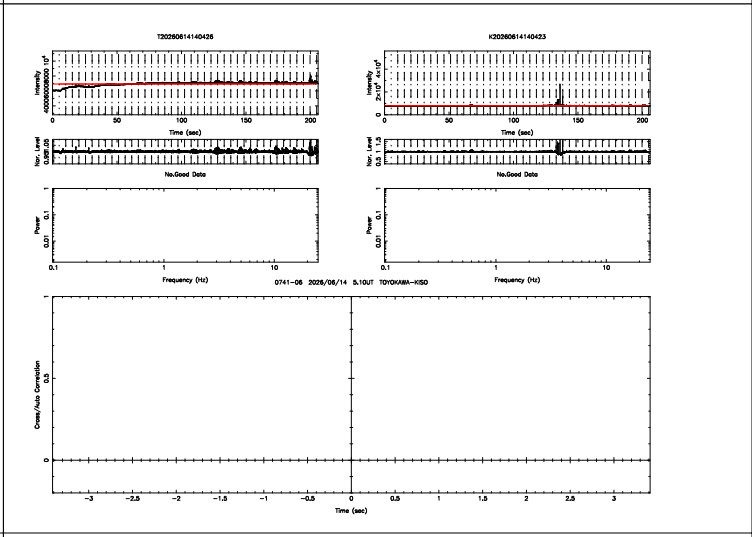
T20260614140426
K20260614140423
No.Good Data
No.Good Data
0741-06 2026/06/14 5.10UT TOYOKAWA-KISO

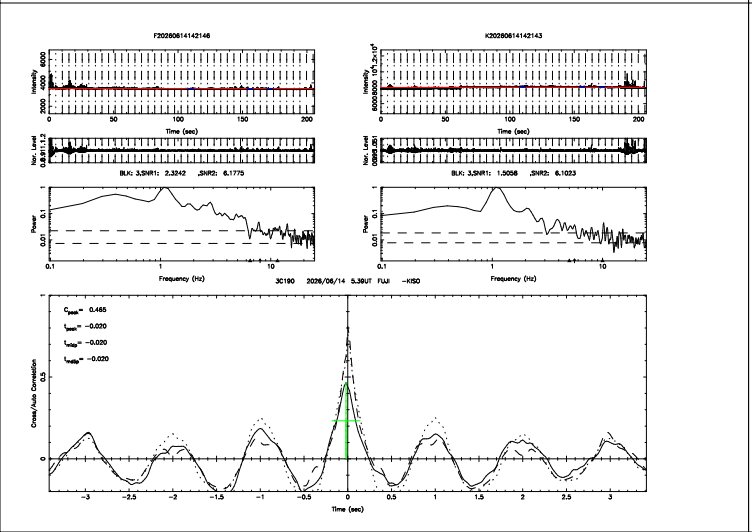
F20260614142146
K20260614142143
BLK: 3,SNR1: 2.3242 ,SNR2: 6.1775
BLK: 3,SNR1: 1.3058 ,SNR2: 6.1023
3C190 2026/06/14 5.39UT FUJI -KISO
C_peak= 0.465
t_peak= -0.020
t_rise= -0.020
t_fall= -0.020

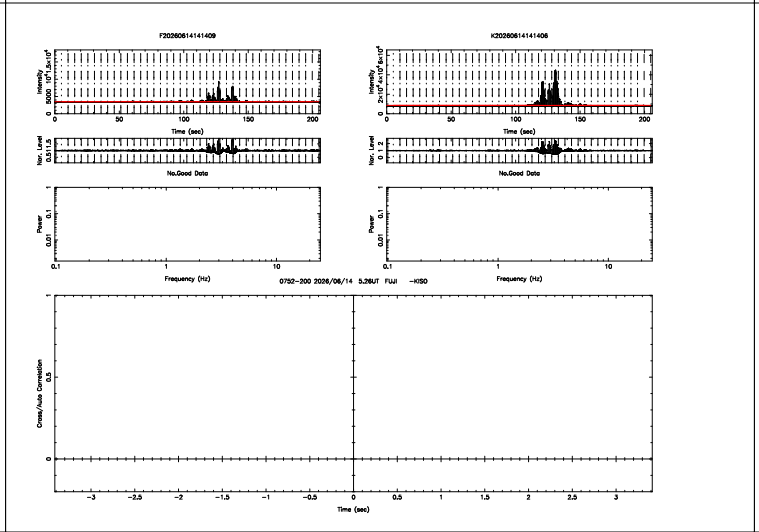
F20260614141409
K20260614141406
No.Good Data
No.Good Data
0752-200 2026/06/14 5.26UT FUJI -KISO

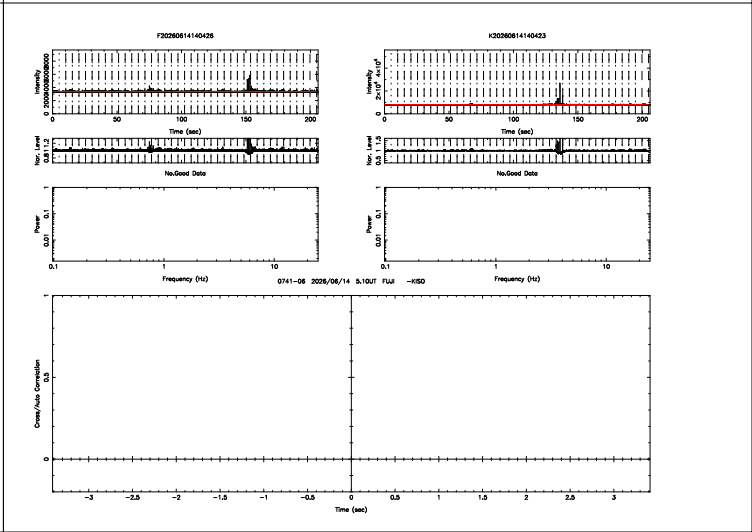
F20260614140426
K20260614140423
No.Good Data
No.Good Data
0741-06 2026/06/14 5.10UT FUJI -KISO

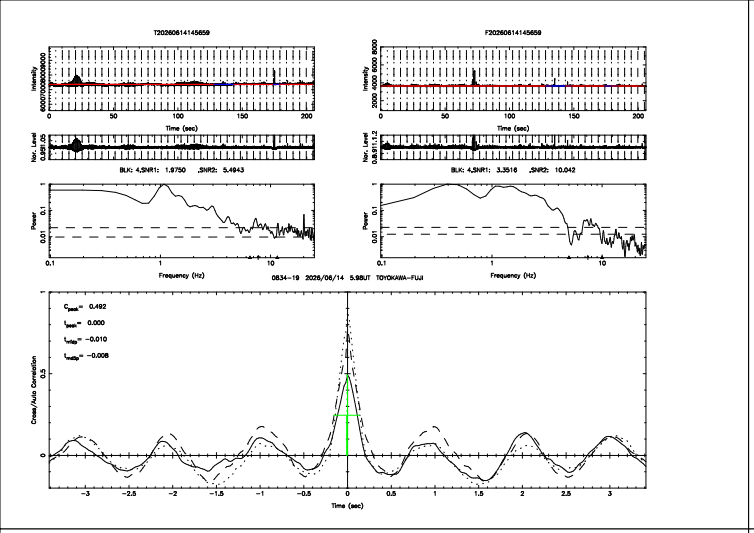
T20260614145659
F20260614145659
BLK: 4,SNR1: 1.9750 ,SNR2: 5.4943
BLK: 4,SNR1: 3.3516 ,SNR2: 10.042
0834−19 2026/06/14 5.98UT TOYOKAWA−FUJI
C_{peak}= 0.492
t_{peak}= 0.000
t_{rise}= −0.010
t_{notify}= −0.008

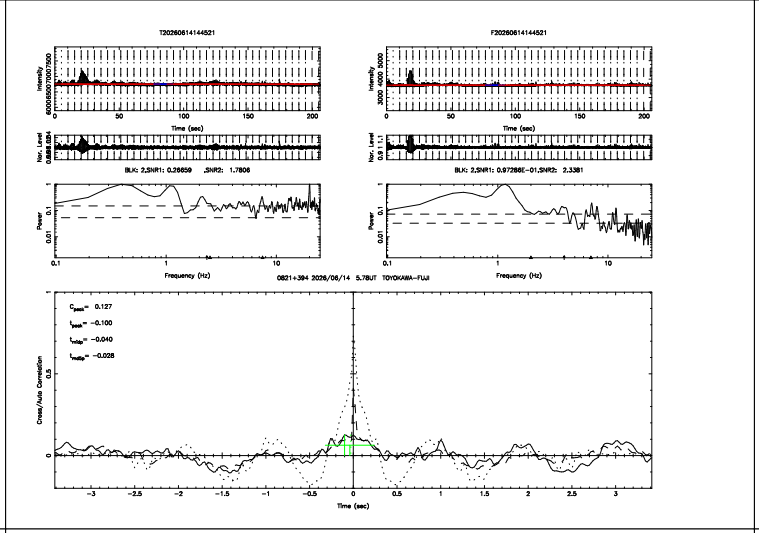
T20260614144521
F20260614144521
BLK: 2,SNR1: 0.26659 ,SNR2: 1.7806
BLK: 2,SNR1: 0.97268E−01,SNR2: 2.3381
0821+394 2026/06/14 5.78UT TOYOKAWA−FUJI
C_{peak}= 0.127
t_{peak}= −0.100
t_{rise}= −0.040
t_{notify}= −0.028

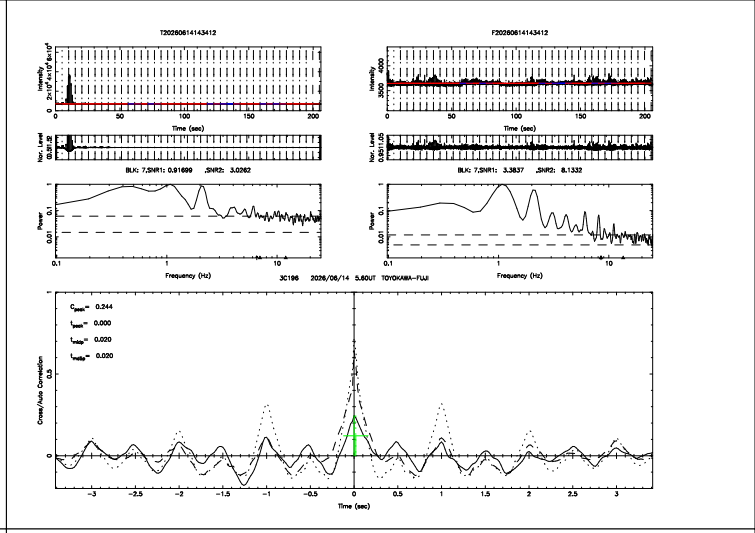
T20260614143412
F20260614143412
BLK: 7,SNR1: 0.91699 ,SNR2: 3.0262
BLK: 7,SNR1: 3.3837 ,SNR2: 8.1332
3C196 2026/06/14 5.60UT TOYOKAWA−FUJI
C_{peak}= 0.244
t_{peak}= 0.000
t_{rise}= 0.020
t_{notify}= 0.020

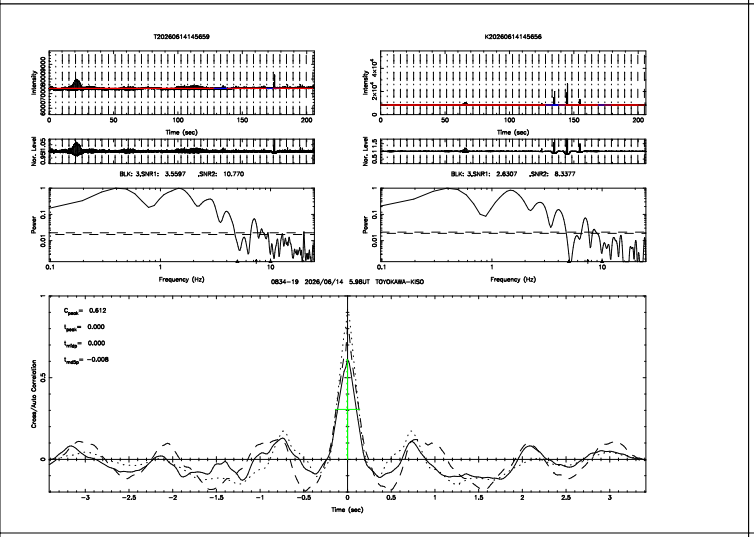
T20260614145659
K20260614145656
BLK: 3,SNR1: 3.5597 ,SNR2: 10.770
BLK: 3,SNR1: 2.6307 ,SNR2: 8.3377
0834−19 2026/06/14 5.98UT TOYOKAMA−KISO
C_{peak}= 0.612
t_{peak}= 0.000
t_{rise}= 0.000
t_{notify}= −0.008

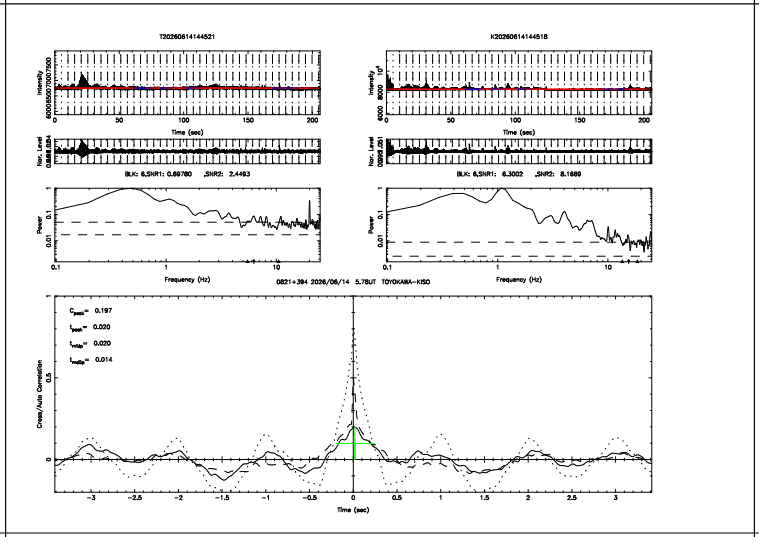
T20260614144521
K20260614144518
BLK: 6,SNR1: 0.69780 ,SNR2: 2.4493
BLK: 6,SNR1: 6.3002 ,SNR2: 8.1689
0821+394 2026/06/14 5.78UT TOYOKAMA−KISO
C_{peak}= 0.197
t_{peak}= 0.020
t_{rise}= 0.020
t_{notify}= 0.014

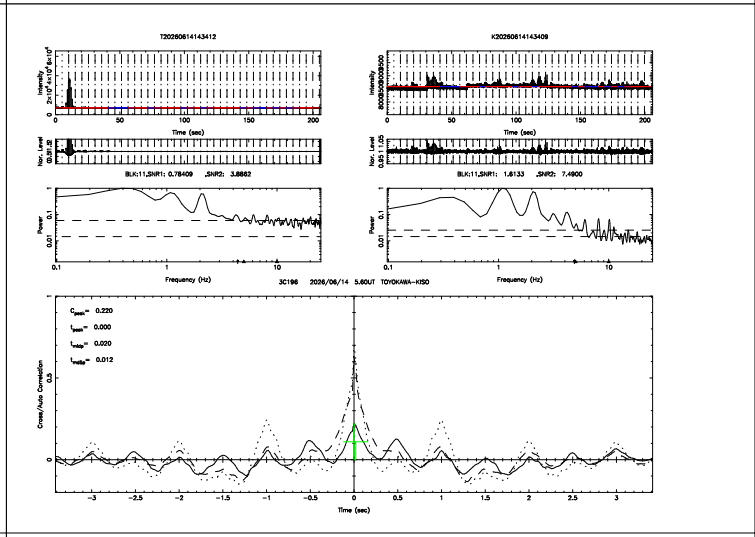
T20260614143412
K20260614143409
BLK:11,SNR1: 0.78409 ,SNR2: 3.8862
BLK:11,SNR1: 1.6133 ,SNR2: 7.4900
3C196 2026/06/14 5.60UT TOYOKAMA−KISO
C_{peak}= 0.220
t_{peak}= 0.000
t_{rise}= 0.020
t_{notify}= 0.012

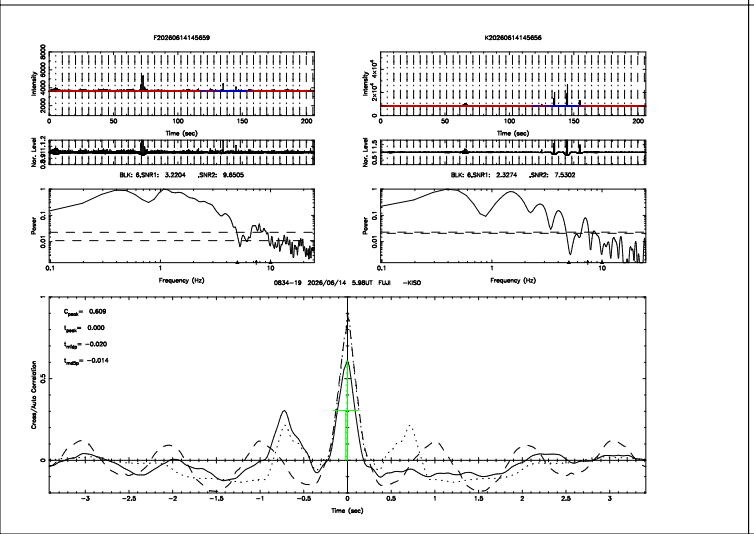
F20260614145659
K20260614145656
BLK: 8,SNR1: 3.2204 ,SNR2: 9.6505
BLK: 8,SNR1: 2.3274 ,SNR2: 7.5302
0834−19 2026/06/14 5.98UT FUJI −KISO
C_{peak}= 0.609
t_{peak}= 0.000
t_{rise}= −0.020
t_{notify}= −0.014

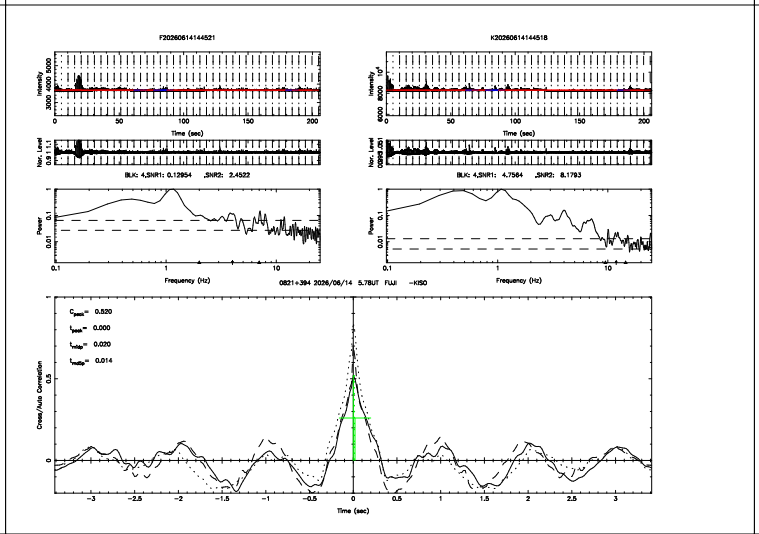
F20260614144521
K20260614144518
BLK: 4,SNR1: 0.12954 ,SNR2: 2.4522
BLK: 4,SNR1: 4.7564 ,SNR2: 8.1793
0821+394 2026/06/14 5.78UT FUJI −KISO
C_{peak}= 0.520
t_{peak}= 0.000
t_{rise}= 0.020
t_{notify}= 0.014

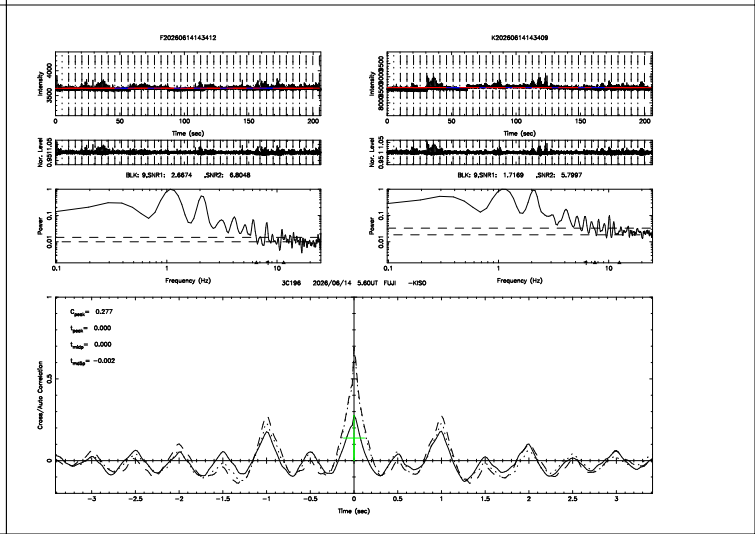
F20260614143412
K20260614143409
BLK: 9,SNR1: 2.6674 ,SNR2: 6.8048
BLK: 9,SNR1: 1.7169 ,SNR2: 5.7997
3C196 2026/06/14 5.60UT FUJI −KISO
C_{peak}= 0.277
t_{peak}= 0.000
t_{rise}= 0.000
t_{notify}= −0.002

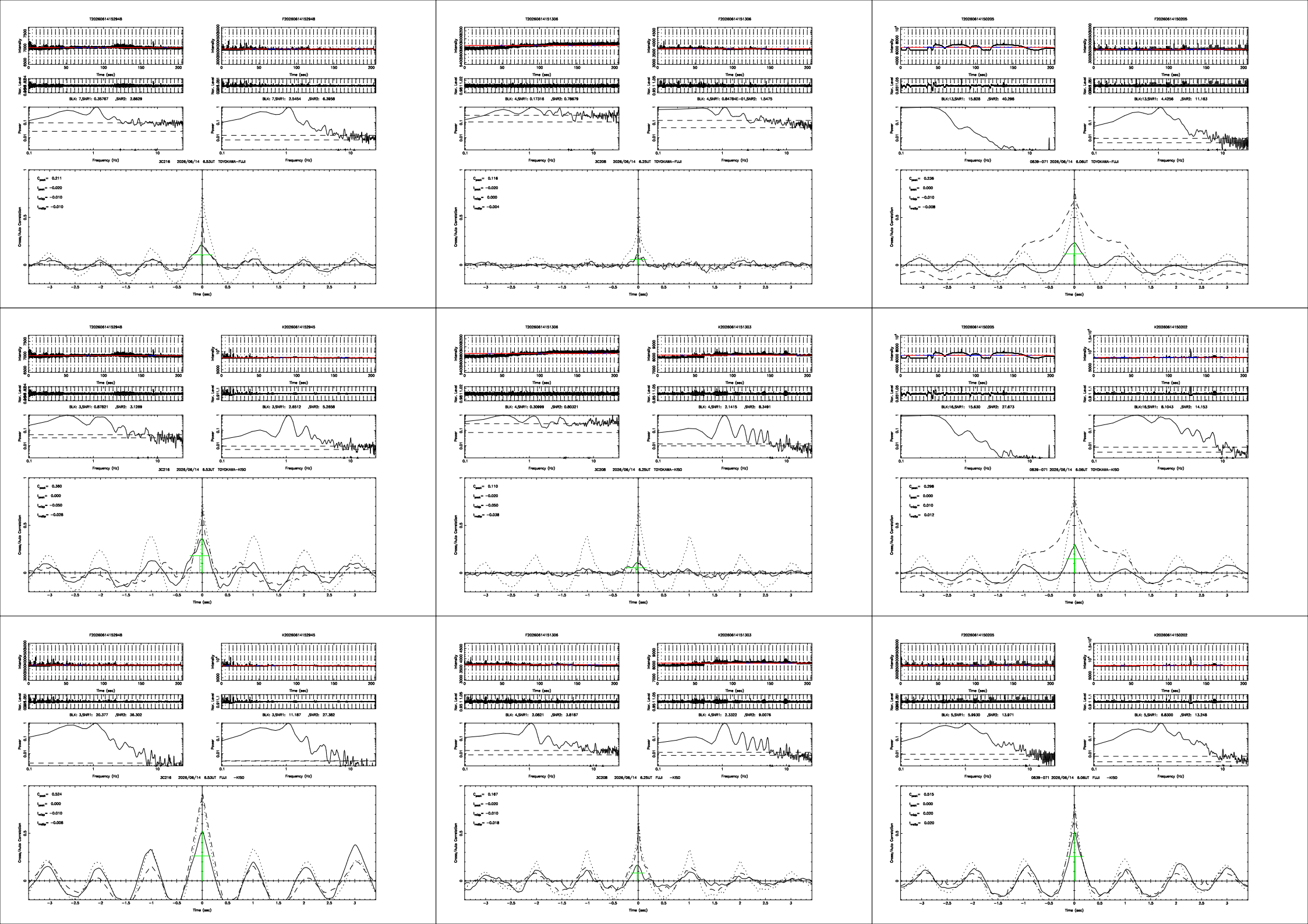
T20260614152948
F20260614152948
BLK: 7,SNR1: 0.35767 ,SNR2: 2.8629
BLK: 7,SNR1: 2.5454 ,SNR2: 6.3958
3C216 2026/06/14 6.53UT TOYOKAWA-FUJI
C_{peak}= 0.211
t_{peak}= −0.020
t_{midp}= −0.010
t_{midfp}= −0.010
T20260614151306
F20260614151306
BLK: 4,SNR1: 0.17316 ,SNR2: 0.78679
BLK: 4,SNR1: 0.84784E−01,SNR2: 1.5475
3C208 2026/06/14 6.25UT TOYOKAWA-FUJI
C_{peak}= 0.116
t_{peak}= −0.020
t_{midp}= 0.000
t_{midfp}= −0.004
T20260614150205
F20260614150205
BLK:13,SNR1: 15.828 ,SNR2: 40.298
BLK:13,SNR1: 4.4256 ,SNR2: 11.163
0839−071 2026/06/14 6.06UT TOYOKAWA-FUJI
C_{peak}= 0.236
t_{peak}= 0.000
t_{midp}= −0.010
t_{midfp}= −0.008
T20260614152948
K20260614152945
BLK: 3,SNR1: 0.87821 ,SNR2: 3.1269
BLK: 3,SNR1: 2.6512 ,SNR2: 5.2658
3C216 2026/06/14 6.53UT TOYOKAWA-KISO
C_{peak}= 0.360
t_{peak}= 0.000
t_{midp}= −0.050
t_{midfp}= −0.028
T20260614151306
K20260614151303
BLK: 4,SNR1: 0.30999 ,SNR2: 0.80321
BLK: 4,SNR1: 2.1415 ,SNR2: 8.3491
3C208 2026/06/14 6.25UT TOYOKAWA-KISO
C_{peak}= 0.110
t_{peak}= −0.020
t_{midp}= −0.050
t_{midfp}= −0.038
T20260614150205
K20260614150202
BLK:16,SNR1: 15.630 ,SNR2: 27.673
BLK:16,SNR1: 8.1043 ,SNR2: 14.153
0839−071 2026/06/14 6.06UT TOYOKAWA-KISO
C_{peak}= 0.298
t_{peak}= 0.000
t_{midp}= 0.010
t_{midfp}= 0.012
F20260614152948
K20260614152945
BLK: 3,SNR1: 20.377 ,SNR2: 36.302
BLK: 3,SNR1: 11.187 ,SNR2: 27.382
3C216 2026/06/14 6.53UT FUJI -KISO
C_{peak}= 0.524
t_{peak}= 0.000
t_{midp}= −0.010
t_{midfp}= −0.008
F20260614151306
K20260614151303
BLK: 4,SNR1: 2.0821 ,SNR2: 3.8187
BLK: 4,SNR1: 2.3322 ,SNR2: 9.0076
3C208 2026/06/14 6.25UT FUJI -KISO
C_{peak}= 0.167
t_{peak}= −0.020
t_{midp}= −0.010
t_{midfp}= −0.018
F20260614150205
K20260614150202
BLK: 5,SNR1: 5.9930 ,SNR2: 13.971
BLK: 5,SNR1: 6.8300 ,SNR2: 13.248
0839−071 2026/06/14 6.06UT FUJI -KISO
C_{peak}= 0.515
t_{peak}= 0.000
t_{midp}= 0.020
t_{midfp}= 0.020
Intensity
Time (sec)
Nor. Level
Power
Frequency (Hz)
Cross/Auto Correlation

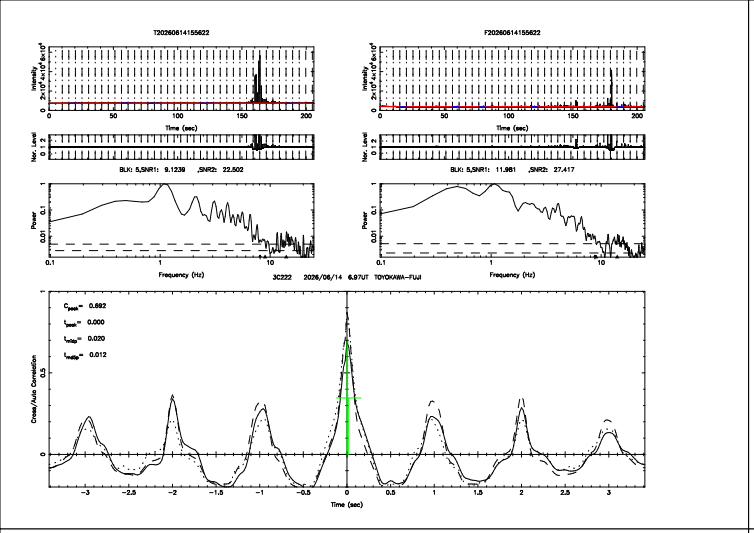
T20260614155622
F20260614155622
BLK: 5,SNR1: 9.1239 ,SNR2: 22.502
BLK: 5,SNR1: 11.981 ,SNR2: 27.417
3C222 2026/06/14 6.97UT TOYOKAWA-FUJI
C_peak= 0.692
t_peak= 0.000
t_edge= 0.020
t_wdth= 0.012

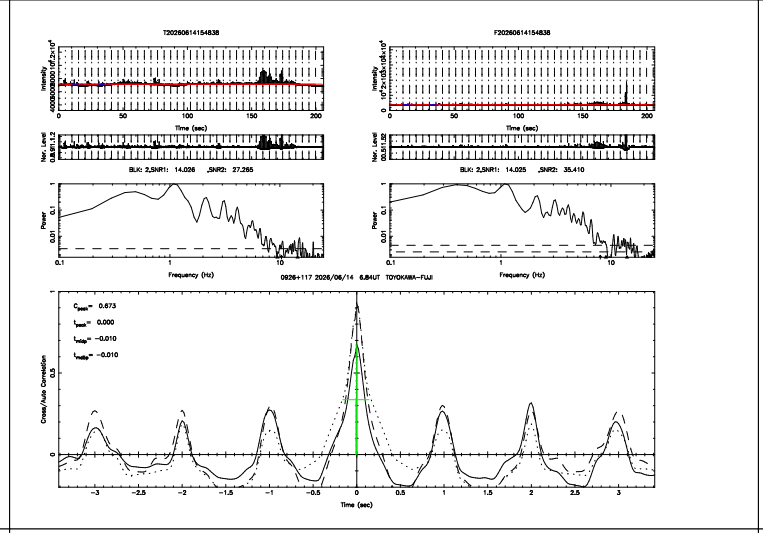
T20260614154838
F20260614154838
BLK: 2,SNR1: 14.026 ,SNR2: 27.265
BLK: 2,SNR1: 14.025 ,SNR2: 35.410
0926+117 2026/06/14 6.84UT TOYOKAWA-FUJI
C_peak= 0.673
t_peak= 0.000
t_edge= -0.010
t_wdth= -0.010

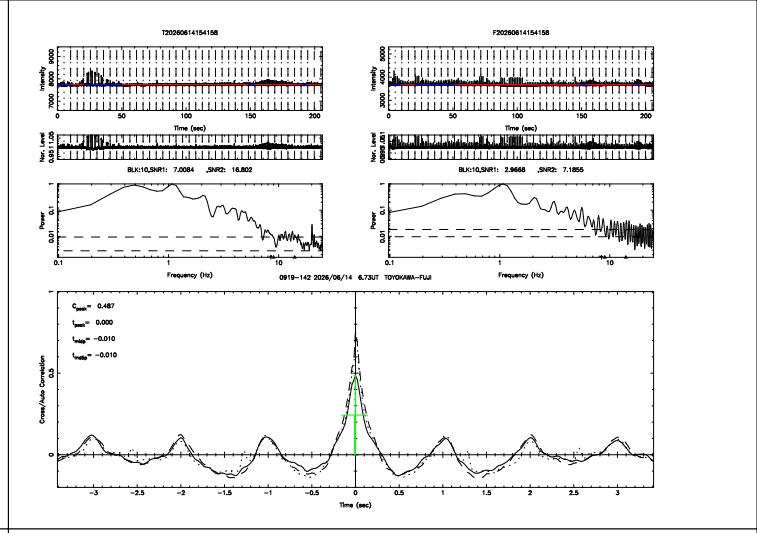
T20260614154158
F20260614154158
BLK:10,SNR1: 7.0084 ,SNR2: 16.802
BLK:10,SNR1: 2.9668 ,SNR2: 7.1855
0919-142 2026/06/14 6.73UT TOYOKAWA-FUJI
C_peak= 0.487
t_peak= 0.000
t_edge= -0.010
t_wdth= -0.010

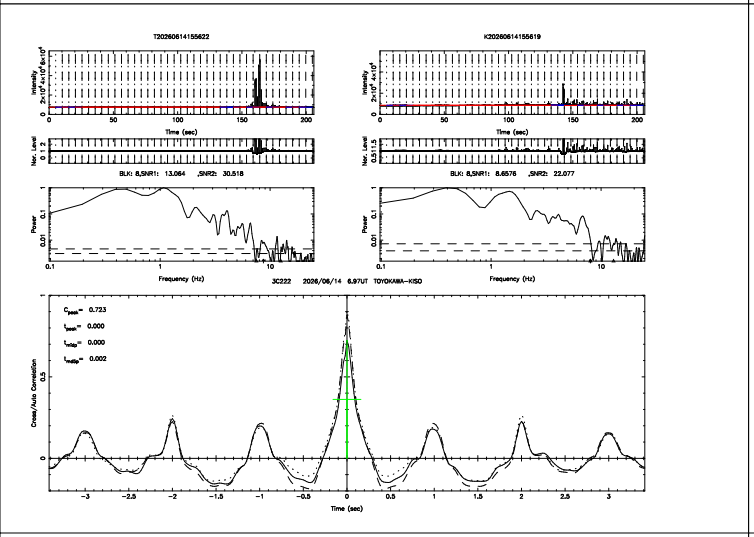
T20260614155622
K20260614155619
BLK: 8,SNR1: 13.064 ,SNR2: 30.518
BLK: 8,SNR1: 8.6576 ,SNR2: 22.077
3C222 2026/06/14 6.97UT TOYOKAWA-KISO
C_peak= 0.723
t_peak= 0.000
t_edge= 0.000
t_wdth= 0.002

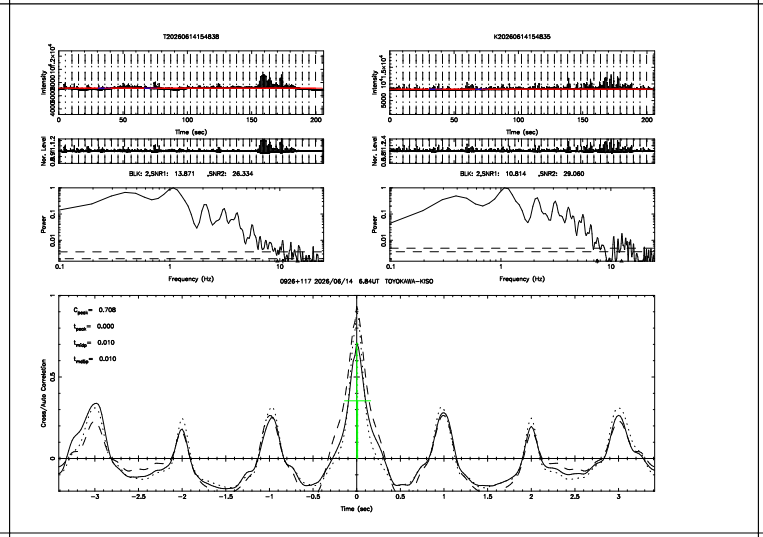
T20260614154838
K20260614154835
BLK: 2,SNR1: 13.871 ,SNR2: 36.334
BLK: 2,SNR1: 10.814 ,SNR2: 29.060
0926+117 2026/06/14 6.84UT TOYOKAWA-KISO
C_peak= 0.708
t_peak= 0.000
t_edge= 0.010
t_wdth= 0.010

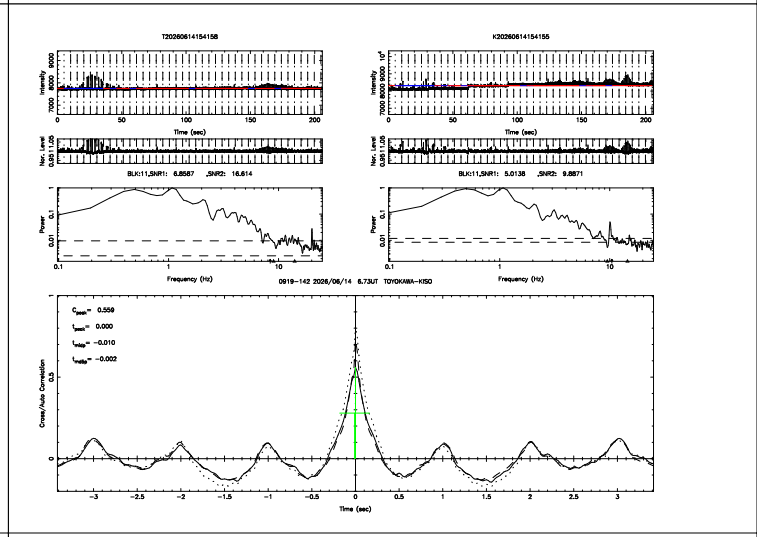
T20260614154158
K20260614154155
BLK:11,SNR1: 6.8587 ,SNR2: 16.614
BLK:11,SNR1: 5.0138 ,SNR2: 9.8871
0919-142 2026/06/14 6.73UT TOYOKAWA-KISO
C_peak= 0.559
t_peak= 0.000
t_edge= -0.010
t_wdth= -0.002

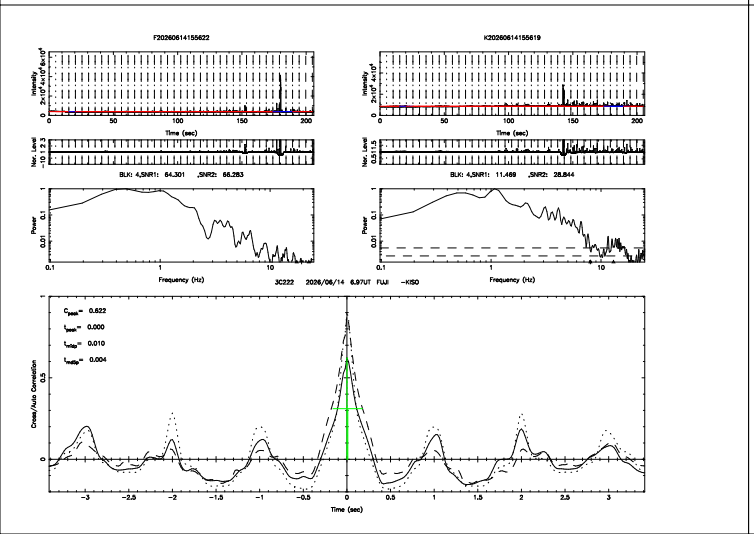
F20260614155622
K20260614155619
BLK: 4,SNR1: 84.301 ,SNR2: 66.283
BLK: 4,SNR1: 11.469 ,SNR2: 28.844
3C222 2026/06/14 6.97UT FUJI -KISO
C_peak= 0.622
t_peak= 0.000
t_edge= 0.010
t_wdth= 0.004

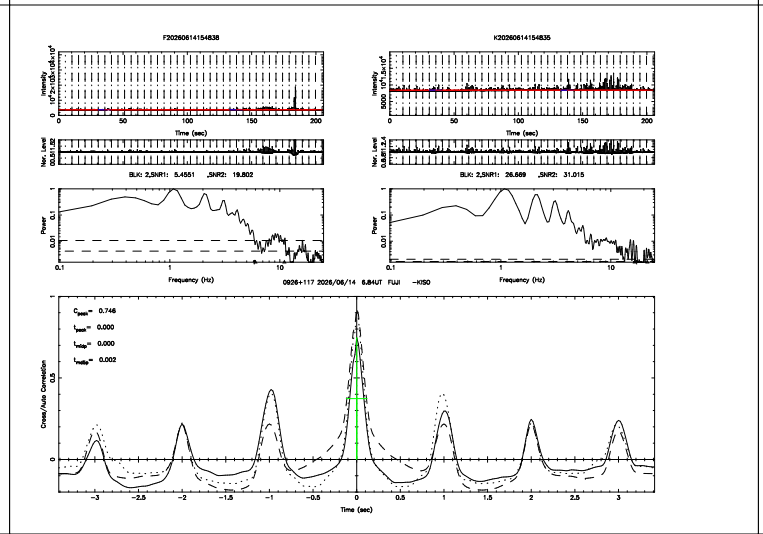
F20260614154838
K20260614154835
BLK: 2,SNR1: 5.4551 ,SNR2: 19.802
BLK: 2,SNR1: 26.689 ,SNR2: 31.015
0926+117 2026/06/14 6.84UT FUJI -KISO
C_peak= 0.746
t_peak= 0.000
t_edge= 0.000
t_wdth= 0.002

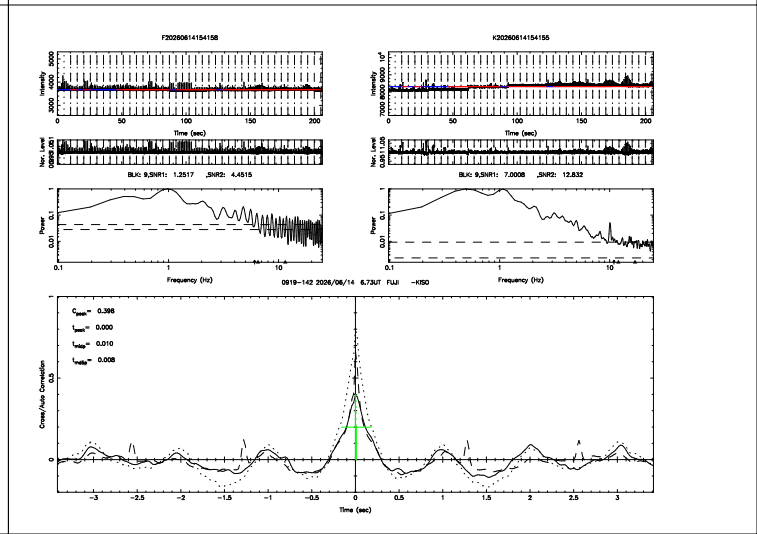
F20260614154158
K20260614154155
BLK: 9,SNR1: 1.2517 ,SNR2: 4.4515
BLK: 9,SNR1: 7.0008 ,SNR2: 12.832
0919-142 2026/06/14 6.73UT FUJI -KISO
C_peak= 0.398
t_peak= 0.000
t_edge= 0.010
t_wdth= 0.008

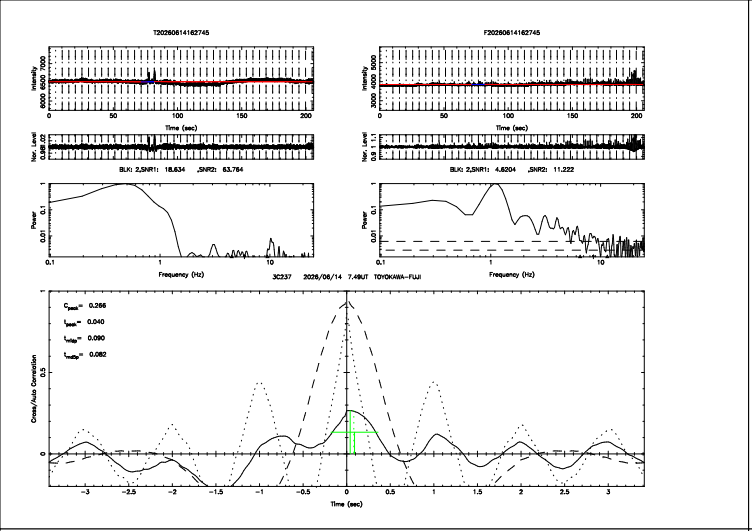
T20260614162745
F20260614162745
BLK: 2,SNR1: 18.634 ,SNR2: 53.764
BLK: 2,SNR1: 4.6204 ,SNR2: 11.222
3C237 2026/06/14 7.49UT TOYOKAWA-FUJI
C_max= 0.266
t_peak= 0.040
t_ridge= 0.090
t_centr= 0.082
Time (sec)
Frequency (Hz)
Cross/Auto Correlation

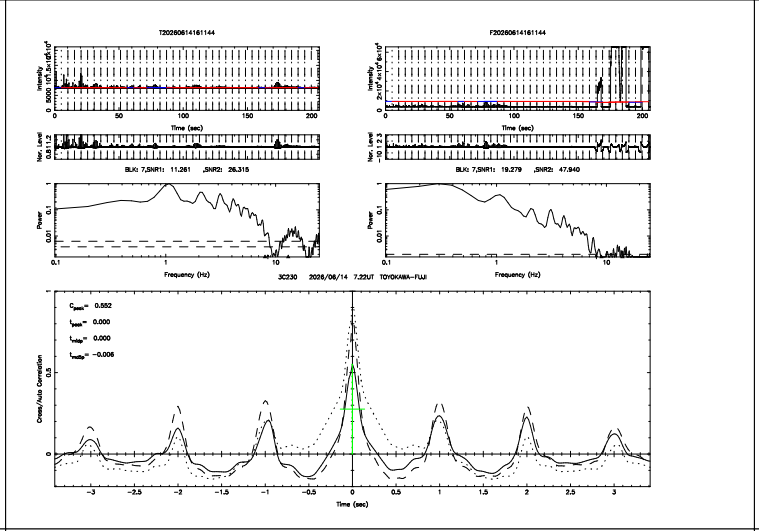
T20260614161144
F20260614161144
BLK: 7,SNR1: 11.261 ,SNR2: 26.315
BLK: 7,SNR1: 19.279 ,SNR2: 47.940
3C230 2026/06/14 7.22UT TOYOKAWA-FUJI
C_max= 0.552
t_peak= 0.000
t_ridge= 0.000
t_centr= -0.006
Time (sec)
Frequency (Hz)
Cross/Auto Correlation

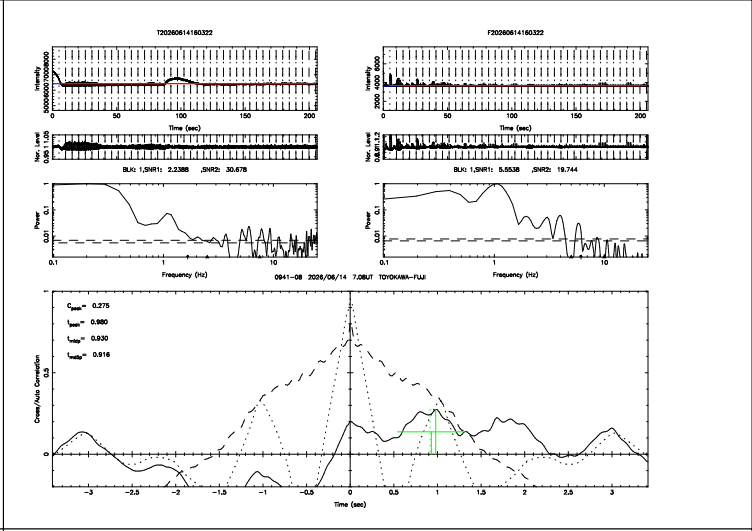
T20260614160322
F20260614160322
BLK: 1,SNR1: 2.2388 ,SNR2: 30.678
BLK: 1,SNR1: 5.5538 ,SNR2: 19.744
0941-08 2026/06/14 7.08UT TOYOKAWA-FUJI
C_max= 0.275
t_peak= 0.980
t_ridge= 0.930
t_centr= 0.916
Time (sec)
Frequency (Hz)
Cross/Auto Correlation

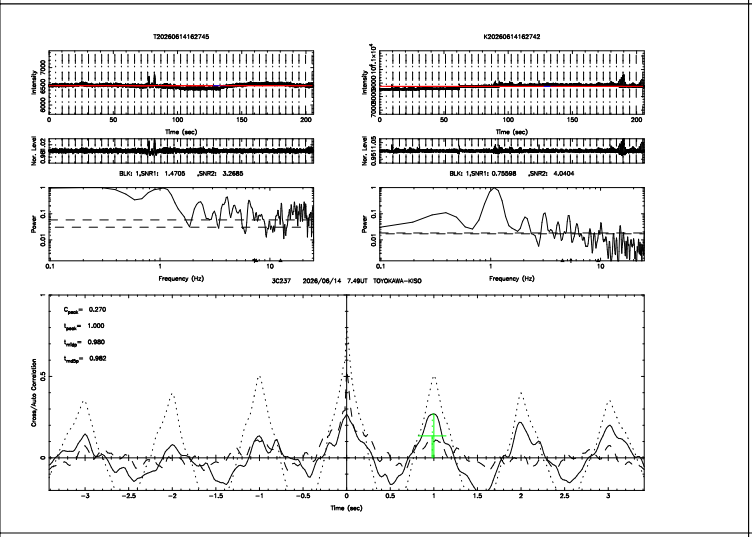
T20260614162745
K20260614162742
BLK: 1,SNR1: 1.4705 ,SNR2: 3.2685
BLK: 1,SNR1: 0.76598 ,SNR2: 4.0404
3C237 2026/06/14 7.49UT TOYOKAWA-KISO
C_max= 0.270
t_peak= 1.000
t_ridge= 0.980
t_centr= 0.982
Time (sec)
Frequency (Hz)
Cross/Auto Correlation

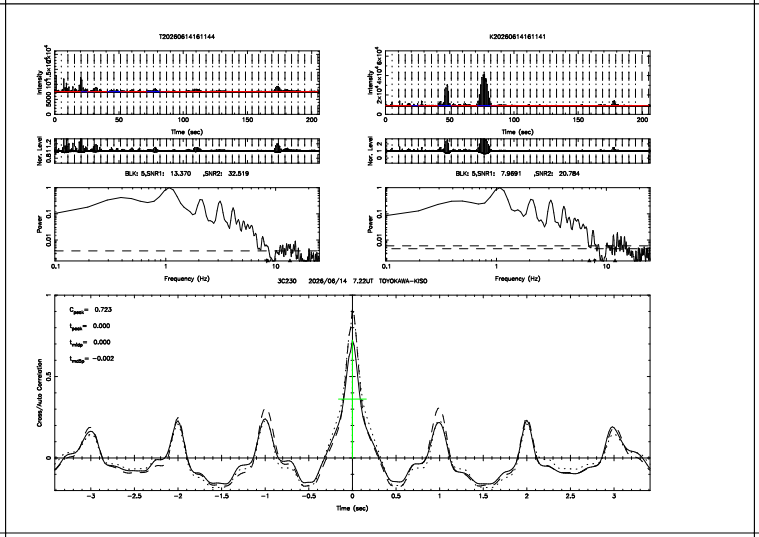
T20260614161144
K20260614161141
BLK: 5,SNR1: 13.370 ,SNR2: 32.519
BLK: 5,SNR1: 7.9891 ,SNR2: 20.784
3C230 2026/06/14 7.22UT TOYOKAWA-KISO
C_max= 0.723
t_peak= 0.000
t_ridge= 0.000
t_centr= -0.002
Time (sec)
Frequency (Hz)
Cross/Auto Correlation

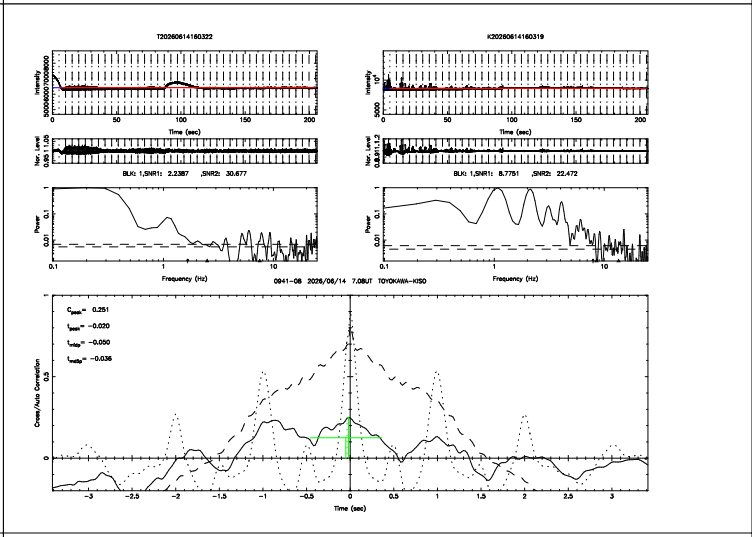
T20260614160322
K20260614160319
BLK: 1,SNR1: 2.2387 ,SNR2: 30.677
BLK: 1,SNR1: 8.7751 ,SNR2: 22.472
0941-08 2026/06/14 7.08UT TOYOKAWA-KISO
C_max= 0.251
t_peak= -0.020
t_ridge= -0.050
t_centr= -0.036
Time (sec)
Frequency (Hz)
Cross/Auto Correlation

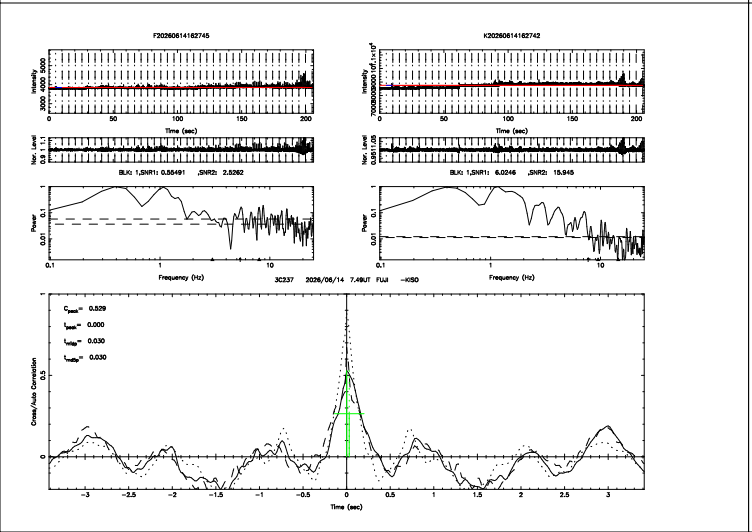
F20260614162745
K20260614162742
BLK: 1,SNR1: 0.55491 ,SNR2: 2.5262
BLK: 1,SNR1: 6.0246 ,SNR2: 15.945
3C237 2026/06/14 7.49UT FUJI -KISO
C_max= 0.529
t_peak= 0.000
t_ridge= 0.030
t_centr= 0.030
Time (sec)
Frequency (Hz)
Cross/Auto Correlation

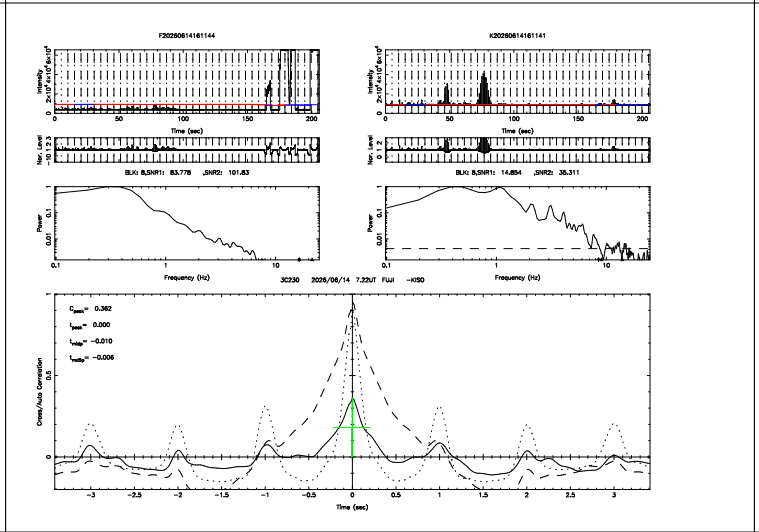
F20260614161144
K20260614161141
BLK: 8,SNR1: 83.778 ,SNR2: 101.83
BLK: 8,SNR1: 14.854 ,SNR2: 35.311
3C230 2026/06/14 7.22UT FUJI -KISO
C_max= 0.362
t_peak= 0.000
t_ridge= -0.010
t_centr= -0.006
Time (sec)
Frequency (Hz)
Cross/Auto Correlation

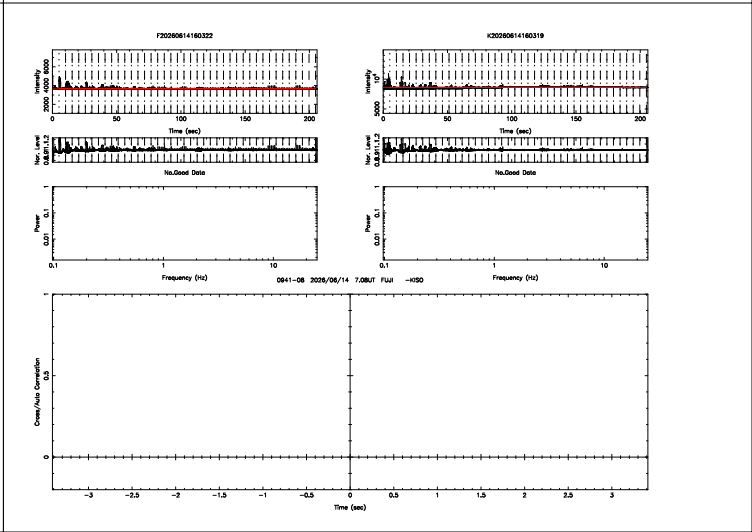
F20260614160322
K20260614160319
No.Good Data
No.Good Data
0941-08 2026/06/14 7.08UT FUJI -KISO
Time (sec)
Frequency (Hz)
Cross/Auto Correlation

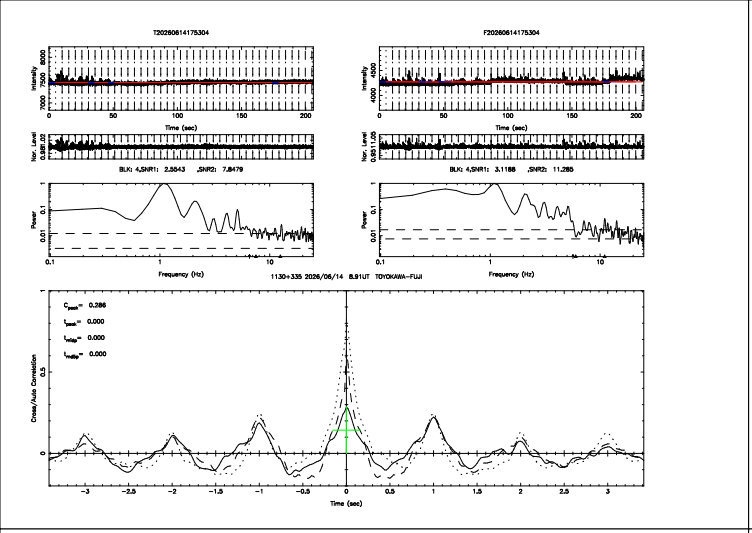
T20260614175304
F20260614175304
BLK: 4,SNR1: 2.5543 ,SNR2: 7.8479
BLK: 4,SNR1: 3.1188 ,SNR2: 11.285
1130+335 2026/06/14 8.91UT TOYOKAWA-FUJI
C_max= 0.286
t_peak= 0.000
t_edge= 0.000
t_cntr= 0.000

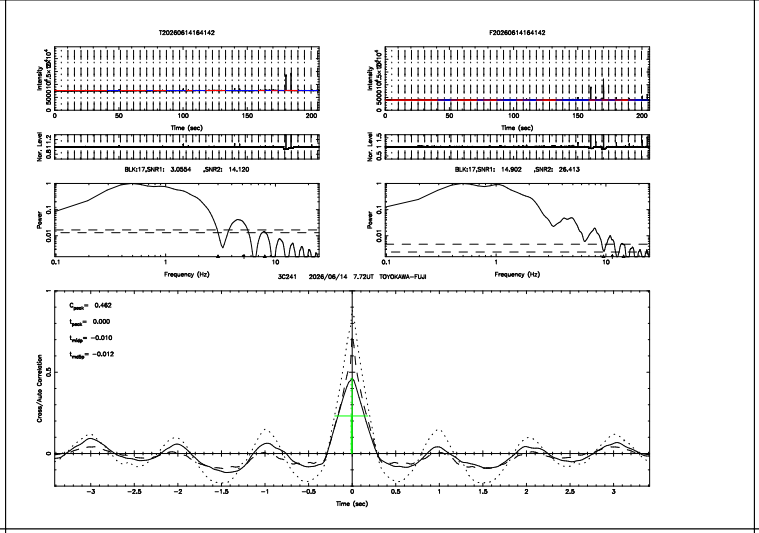
T20260614164142
F20260614164142
BLK:17,SNR1: 3.0854 ,SNR2: 14.120
BLK:17,SNR1: 14.902 ,SNR2: 26.413
3C241 2026/06/14 7.72UT TOYOKAWA-FUJI
C_max= 0.462
t_peak= 0.000
t_edge= -0.010
t_cntr= -0.012

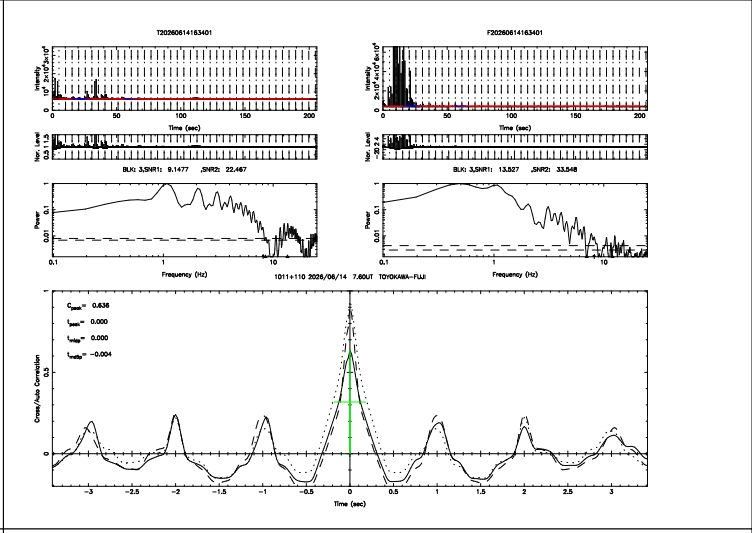
T20260614163401
F20260614163401
BLK: 3,SNR1: 9.1477 ,SNR2: 22.467
BLK: 3,SNR1: 13.527 ,SNR2: 33.548
1011+110 2026/06/14 7.60UT TOYOKAWA-FUJI
C_max= 0.636
t_peak= 0.000
t_edge= 0.000
t_cntr= -0.004

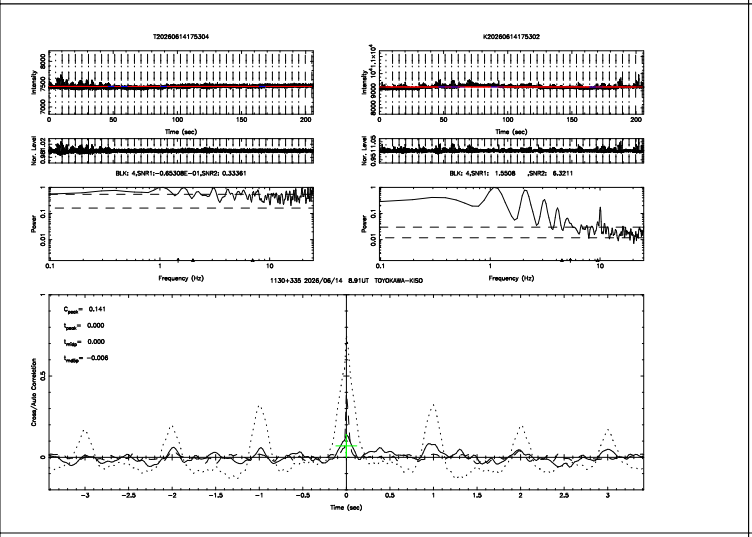
T20260614175304
K20260614175302
BLK: 4,SNR1: -0.6530E-01,SNR2: 0.3336
BLK: 4,SNR1: 1.0308 ,SNR2: 6.3211
1130+335 2026/06/14 8.91UT TOYOKAWA-KISO
C_max= 0.141
t_peak= 0.000
t_edge= 0.000
t_cntr= -0.006

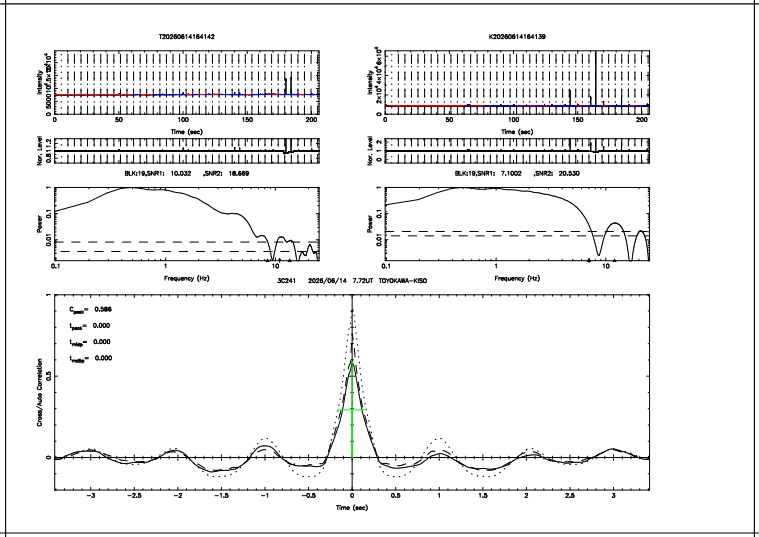
T20260614164142
K20260614164139
BLK:19,SNR1: 10.032 ,SNR2: 18.669
BLK:19,SNR1: 7.1002 ,SNR2: 20.830
3C241 2026/06/14 7.72UT TOYOKAWA-KISO
C_max= 0.586
t_peak= 0.000
t_edge= 0.000
t_cntr= 0.000

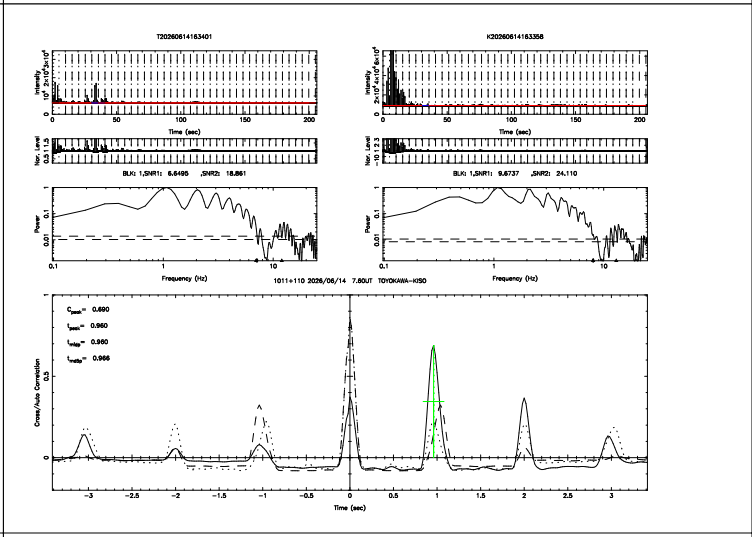
T20260614163401
K20260614163358
BLK: 1,SNR1: 5.6495 ,SNR2: 18.861
BLK: 1,SNR1: 9.6737 ,SNR2: 24.110
1011+110 2026/06/14 7.60UT TOYOKAWA-KISO
C_max= 0.690
t_peak= 0.960
t_edge= 0.960
t_cntr= 0.966

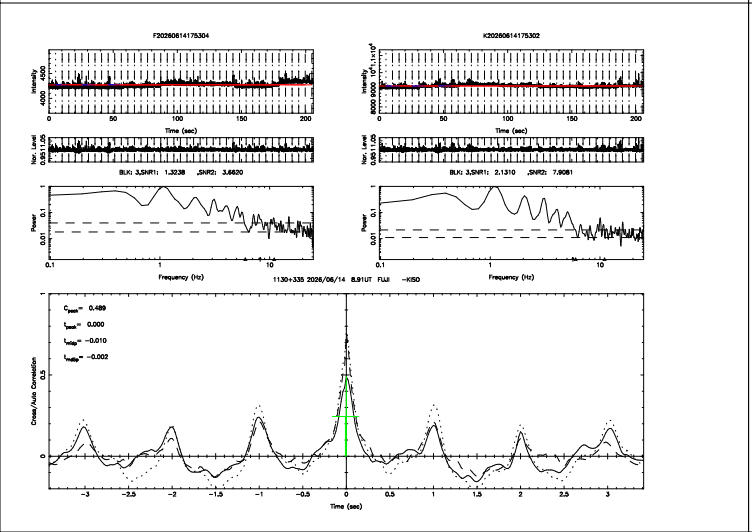
F20260614175304
K20260614175302
BLK: 3,SNR1: 1.3238 ,SNR2: 3.4620
BLK: 3,SNR1: 2.1310 ,SNR2: 7.9081
1130+335 2026/06/14 8.91UT FUJI -KISO
C_max= 0.489
t_peak= 0.000
t_edge= -0.010
t_cntr= -0.002

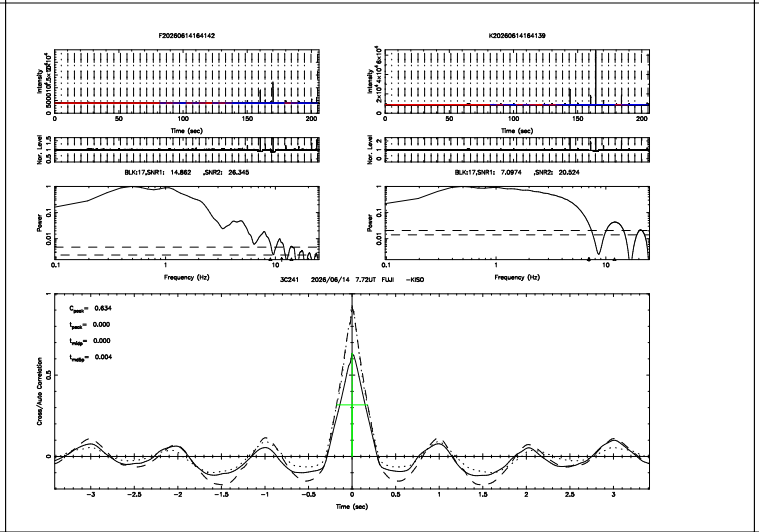
F20260614164142
K20260614164139
BLK:17,SNR1: 14.862 ,SNR2: 26.345
BLK:17,SNR1: 7.0974 ,SNR2: 20.024
3C241 2026/06/14 7.72UT FUJI -KISO
C_max= 0.634
t_peak= 0.000
t_edge= 0.000
t_cntr= 0.004

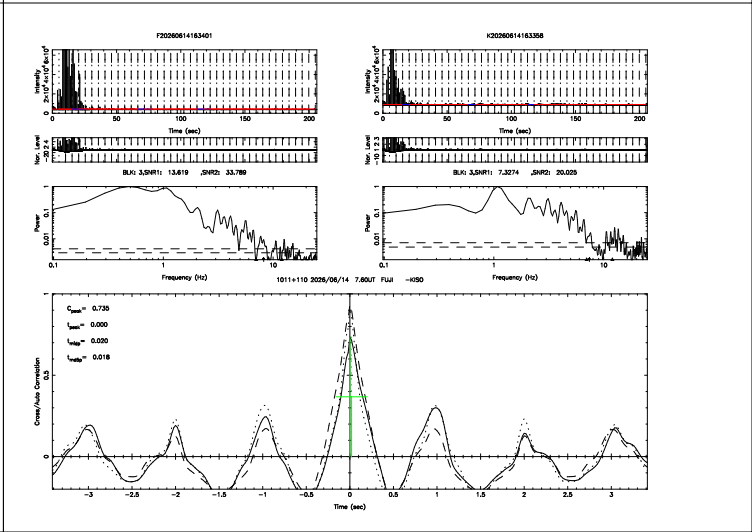
F20260614163401
K20260614163358
BLK: 3,SNR1: 13.619 ,SNR2: 33.789
BLK: 3,SNR1: 7.3274 ,SNR2: 20.029
1011+110 2026/06/14 7.60UT FUJI -KISO
C_max= 0.735
t_peak= 0.000
t_edge= 0.020
t_cntr= 0.018

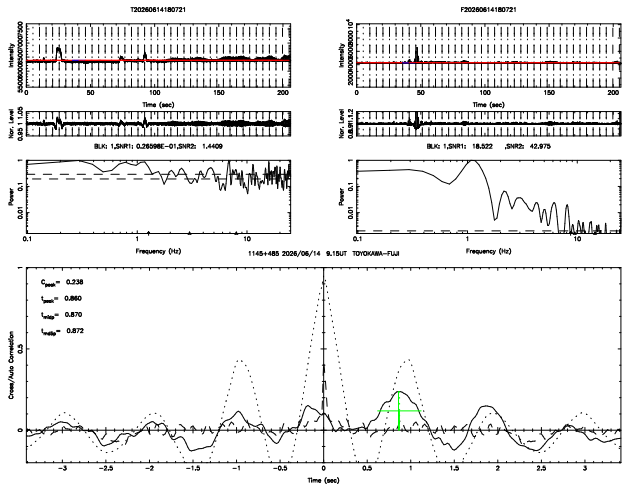
T20260614180721
F20260614180721
Intensity
Time (sec)
Nor. Level
BLK: 1,SNR1: 0.26598E-01,SNR2: 1.4409
BLK: 1,SNR1: 18.522 ,SNR2: 42.975
Power
Frequency (Hz)
1145+485 2026/06/14 9.15UT TOYOKAWA-FUJI
Cross/Auto Correlation
Time (sec)

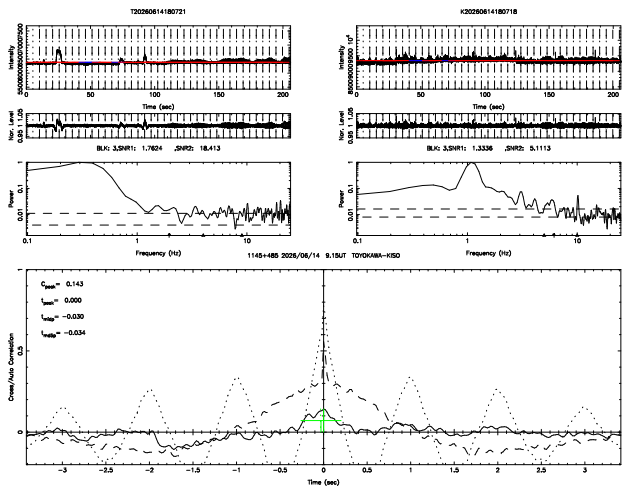
T20260614180721
K20260614180718
Intensity
Time (sec)
Nor. Level
BLK: 3,SNR1: 1.7624 ,SNR2: 18.413
BLK: 3,SNR1: 1.3336 ,SNR2: 5.1113
Power
Frequency (Hz)
1145+485 2026/06/14 9.15UT TOYOKAWA-KISO
Cross/Auto Correlation
Time (sec)

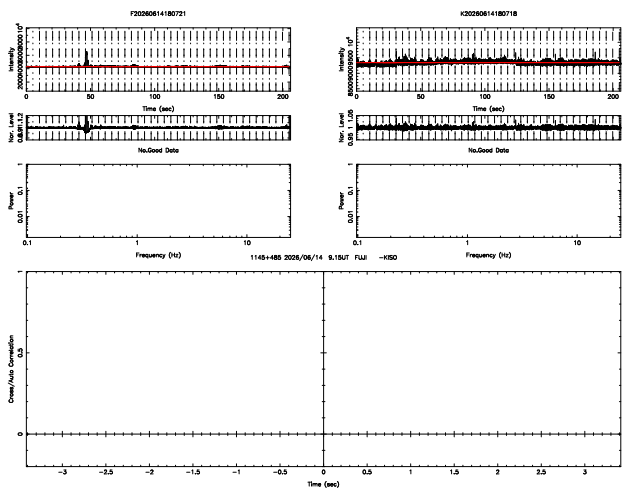
F20260614180721
K20260614180718
Intensity
Time (sec)
Nor. Level
No.Good Data
Power
Frequency (Hz)
1145+485 2026/06/14 9.15UT FUJI -KISO
Cross/Auto Correlation
Time (sec)